Appendix F: Band edge measurements

Test Result

Test Mode	Antenna	Ch Name	Frequency [MHz]	Ref Level [dBm]	Result [dBm]	Limit [dBm]	Verdict
BLE_1M	Ant1	Low	2402	2.78	-40.5	≤-17.22	PASS
		High	2480	2.17	-40.51	≤-17.83	PASS
BLE_2M	Ant1	Low	2402	2.63	-28.74	≤-17.37	PASS
		High	2480	1.98	-39.42	≤-18.02	PASS

Test Graphs

BLE_1M_Ant1_Low_2402

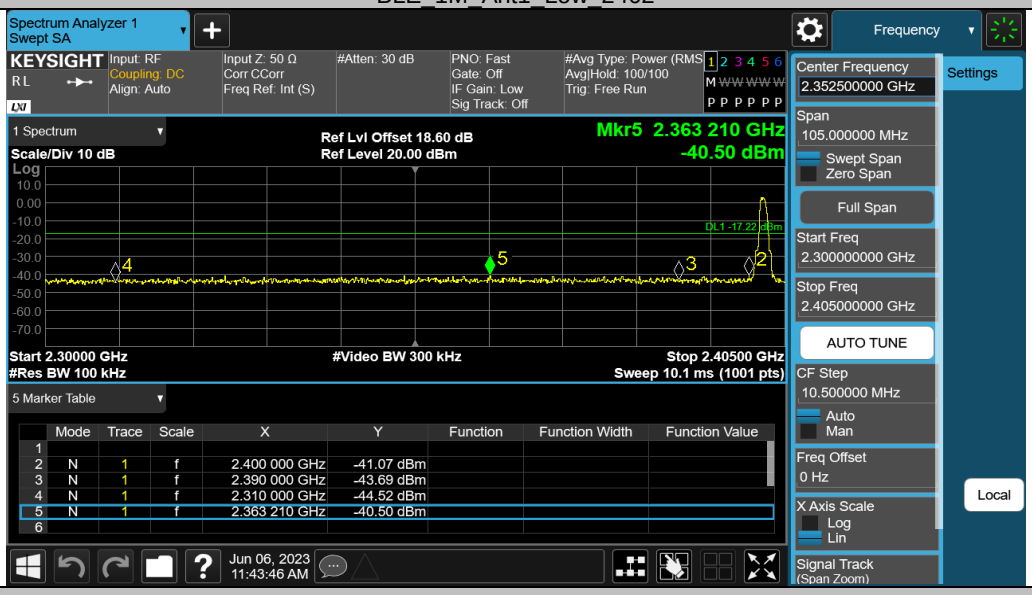

BLE_1M_Ant1_High_2480

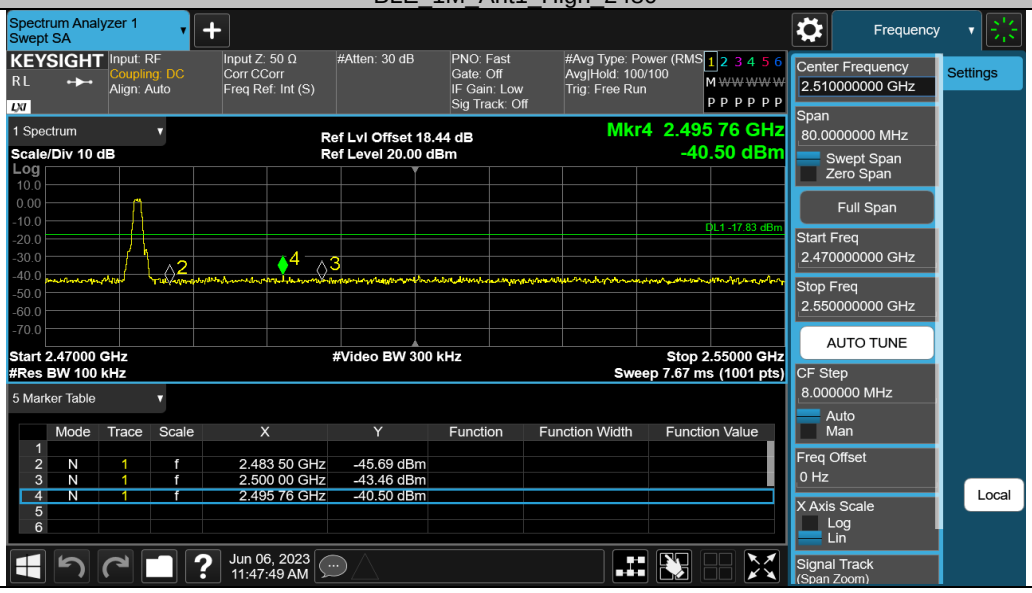

BLE_2M_Ant1_Low_2402

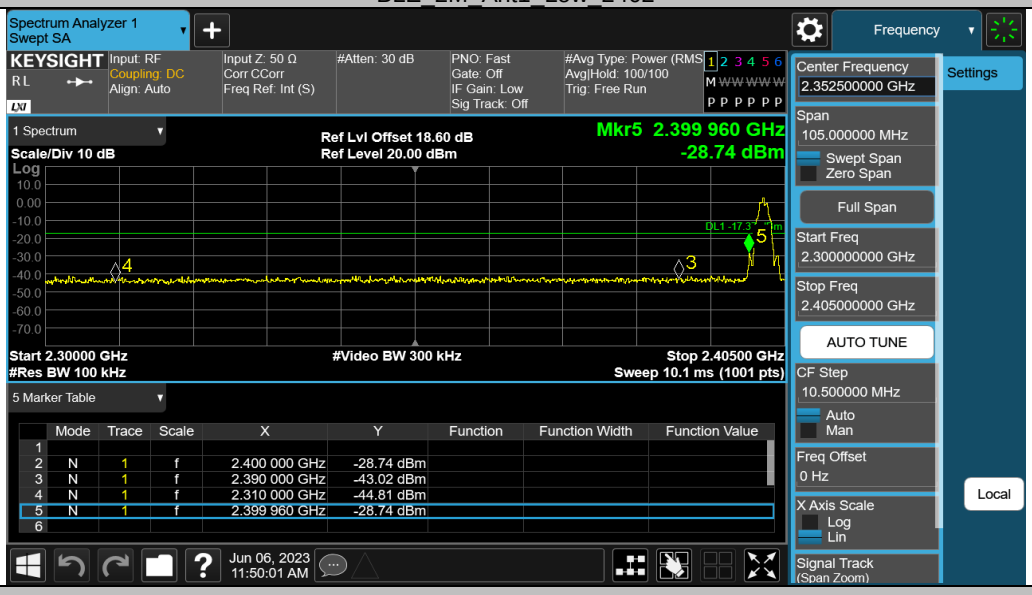

BLE_2M_Ant1_High_2480

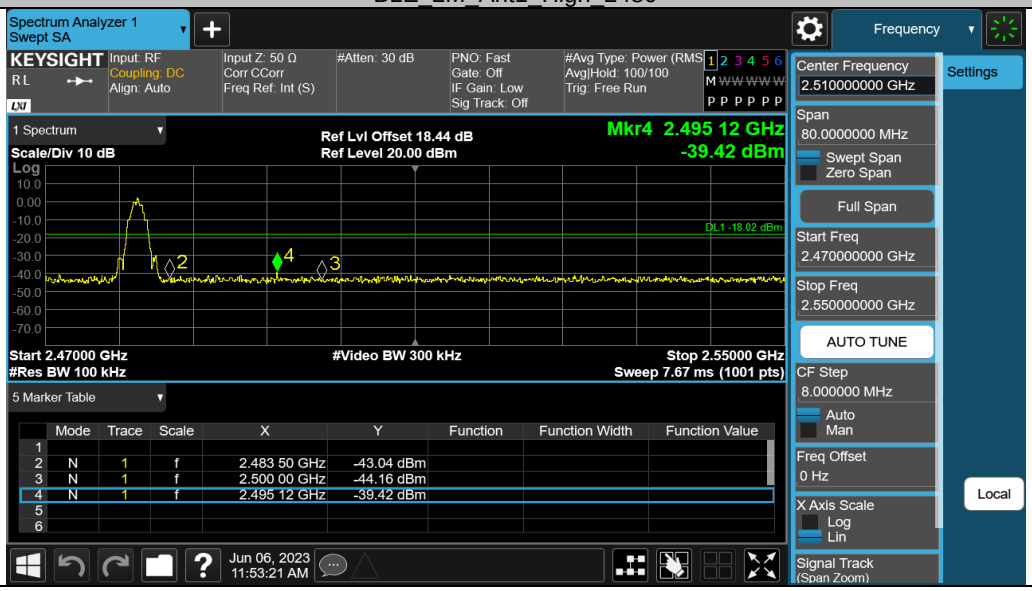

Appendix G: Conducted Spurious Emission

Test Result

Test Mode	Antenna	Frequency[MHz]	Freq Range [MHz]	Ref Level [dBm]	Result [dBm]	Limit[dBm]	Verdict
BLE_1M	Ant1	2402	30~26500	2.78	-41.76	≤-17.22	PASS
		2440	30~26500	3.05	-42.06	≤-16.95	PASS
		2480	30~26500	2.17	-41.35	≤-17.83	PASS
BLE_2M	Ant1	2402	30~26500	2.63	-41.89	≤-17.37	PASS
		2440	30~26500	2.88	-42.93	≤-17.12	PASS
		2480	30~26500	1.98	-42.58	≤-18.02	PASS

Test Graphs

BLE_1M_Ant1_2402_30~26500

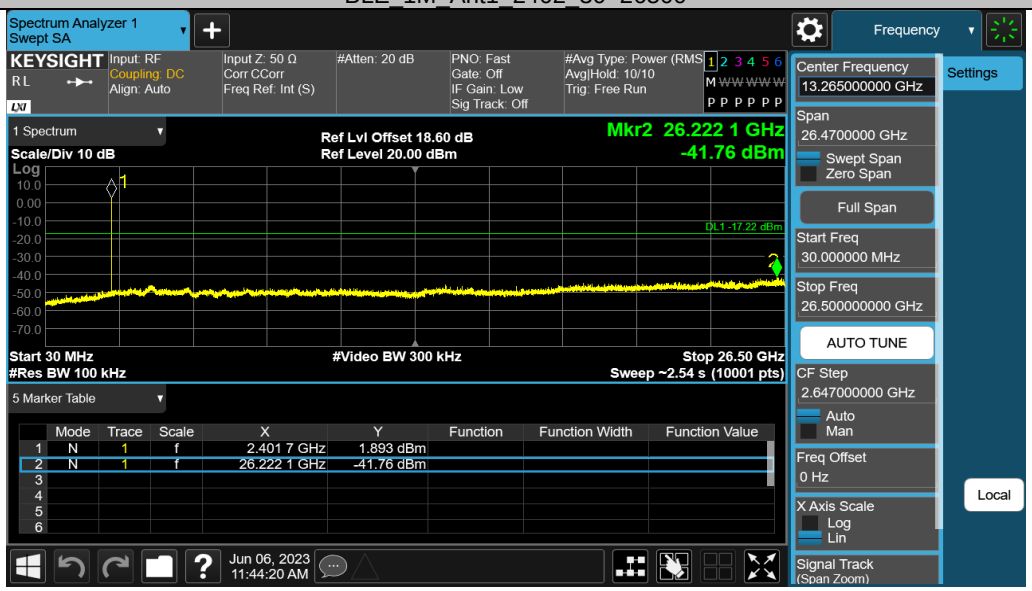

BLE_1M_Ant1_2440_30~26500

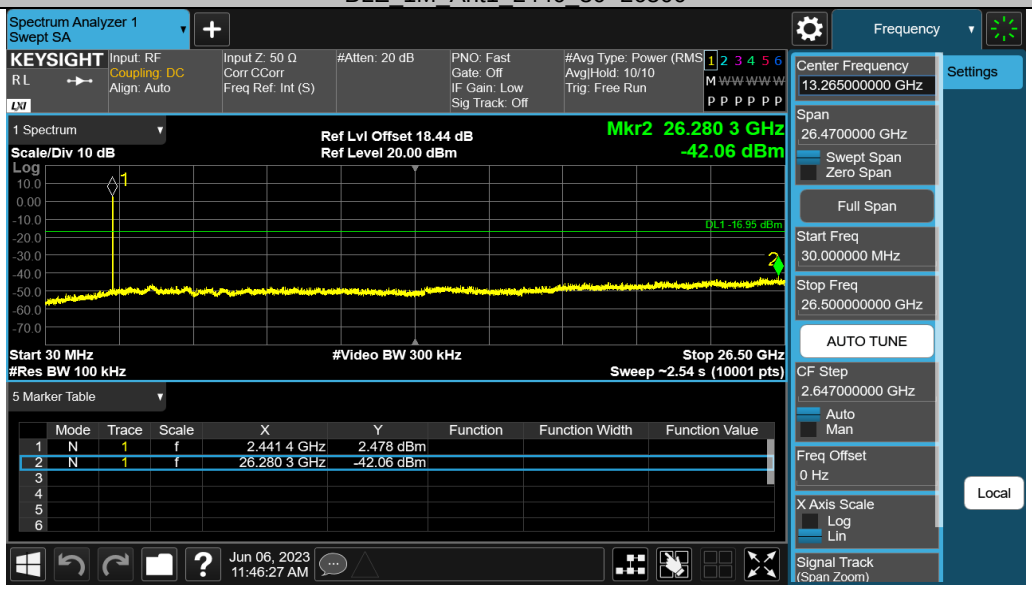

BLE_1M_Ant1_2480_30~26500

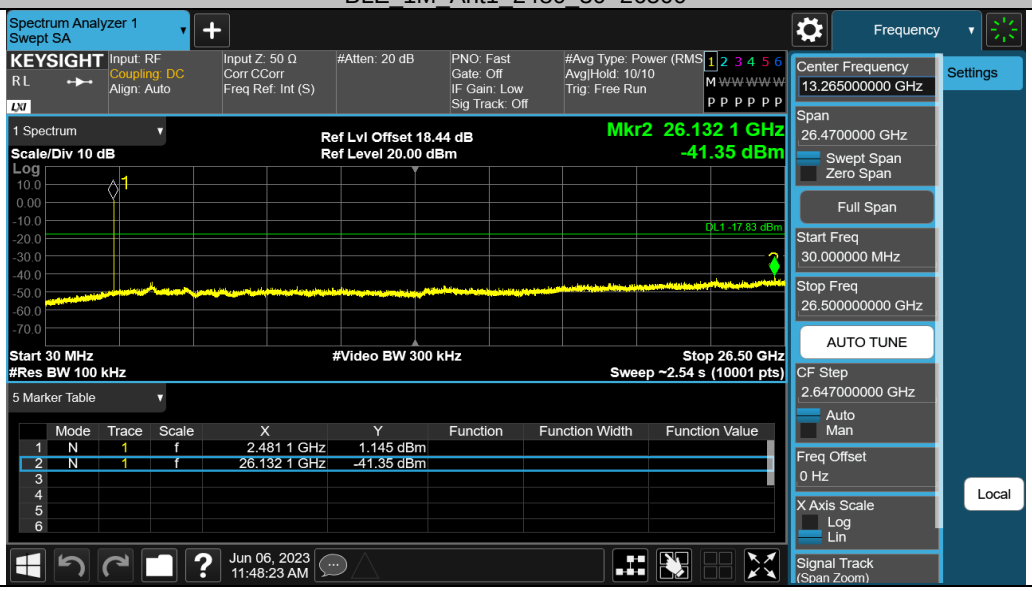

BLE_2M_Ant1_2402_30~26500

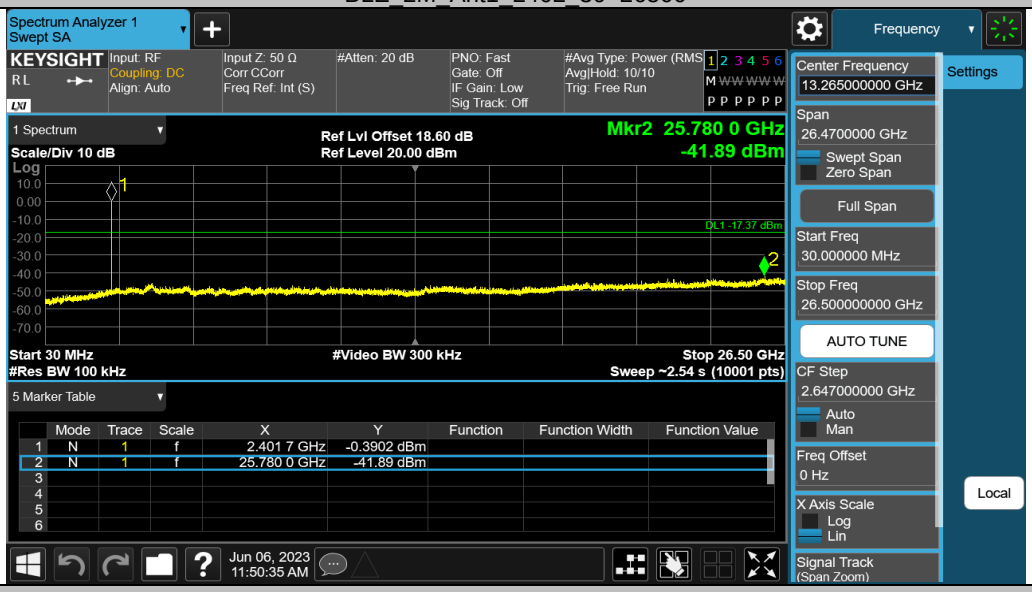

BLE_2M_Ant1_2440_30~26500

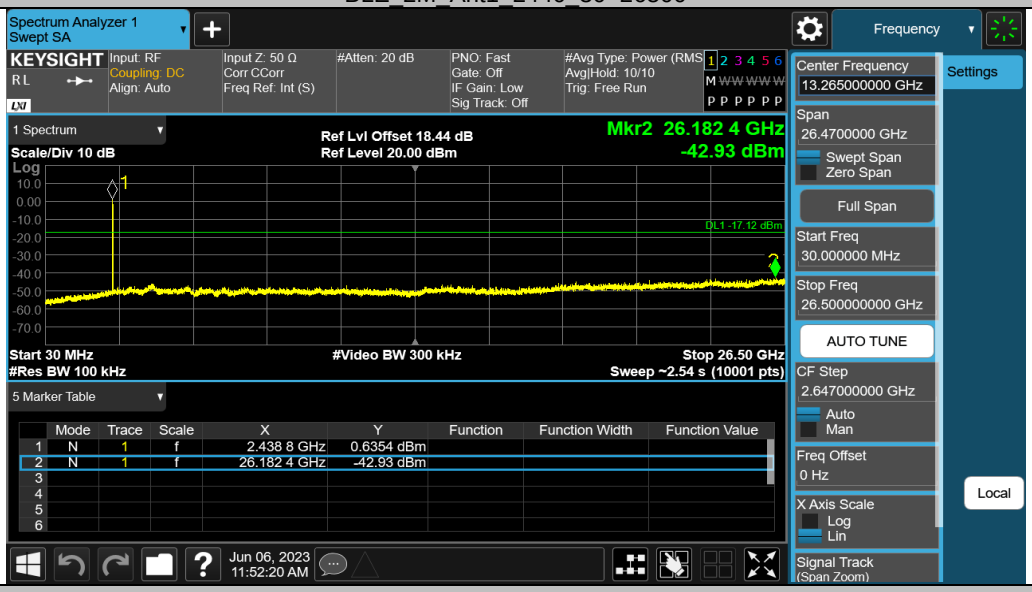

BLE_2M_Ant1_2480_30~26500

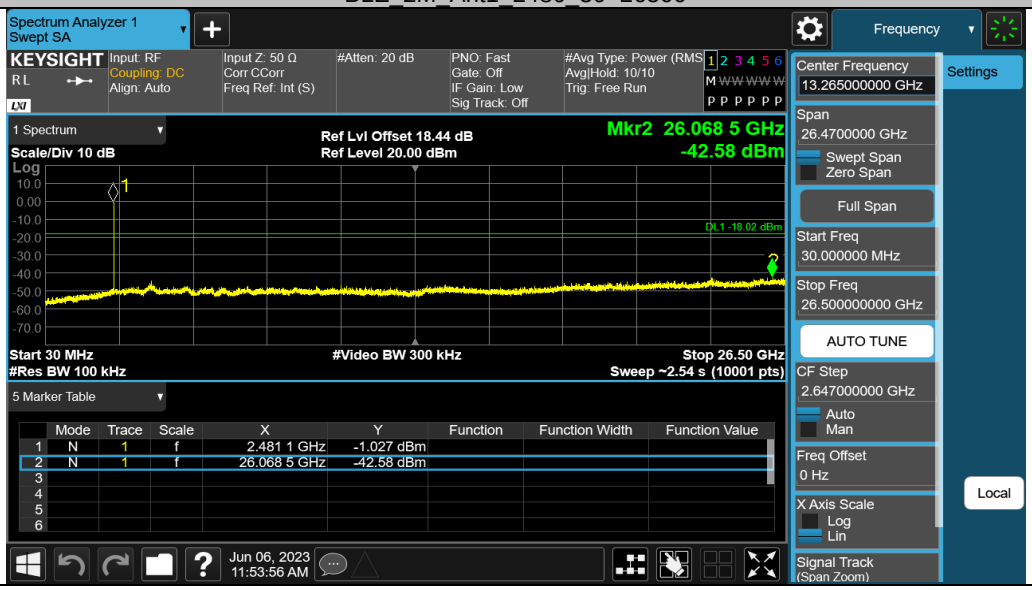

12. TEST SETUP PHOTO

Conducted Test



Radiated Test (Below 1GHz)



Radiated Test (Above 1GHz)



13. EUT PHOTO

External Photos

M/N: C20



External Photos

M/N: C20



External Photos

M/N: C20

External Photos

M/N: C20



External Photos

M/N: C20



External Photos

M/N: C20





External Photos

M/N: C20



Internal Photos

M/N: C20

Internal Photos

M/N: C20

Internal Photos

M/N: C20

Internal Photos

M/N: C20





Internal Photos

M/N: C20





Internal Photos

M/N: C20





Internal Photos

M/N: C20





Internal Photos

M/N: C20





Internal Photos

M/N: C20

Internal Photos

M/N: C20





Internal Photos

M/N: C20



End of Test Report