Test Plot 1#: SDR 2.4G_1.4MHz Mid_ Handheld Back

DUT: Autel Smart Controller V3; Type: EP9-3; Serial: CR22060045-SA-S1

Communication System: 2.4G SDR; Frequency: 2439.5 MHz;Duty Cycle: 1:1
Medium parameters used: f = 2439.5 MHz; σ = 1.787 S/m; ε_r = 39.291; ρ = 1000 kg/m^3
Phantom section: Flat Section

DASY5 Configuration:

- Probe: EX3DV4 - SN7329; ConvF(7.42, 7.42, 7.42) @ 2439.5 MHz; Calibrated: 2021/12/31
- Sensor-Surface: 1.4mm (Mechanical Surface Detection)
- Electronics: DAE4 Sn1354; Calibrated: 2021/9/1
- Phantom: Twin SAM; Type: Twin SAM V5.0; Serial: TP:1412
- Measurement SW: DASY52, Version 52.10 (2); SEMCAD X Version 14.6.12 (7470)

Area Scan (81x151x1): Interpolated grid: dx=1.200 mm, dy=1.200 mm
Maximum value of SAR (interpolated) = 5.10 W/kg

Zoom Scan (5x5x4)/Cube 0: Measurement grid: dx=8mm, dy=8mm, dz=5mm
Reference Value = 2.331 V/m; Power Drift = 0.08 dB
Peak SAR (extrapolated) = 6.03 W/kg
SAR(1 g) = 2.83 W/kg; SAR(10 g) = 1.21 W/kg
Maximum value of SAR (measured) = 4.59 W/kg

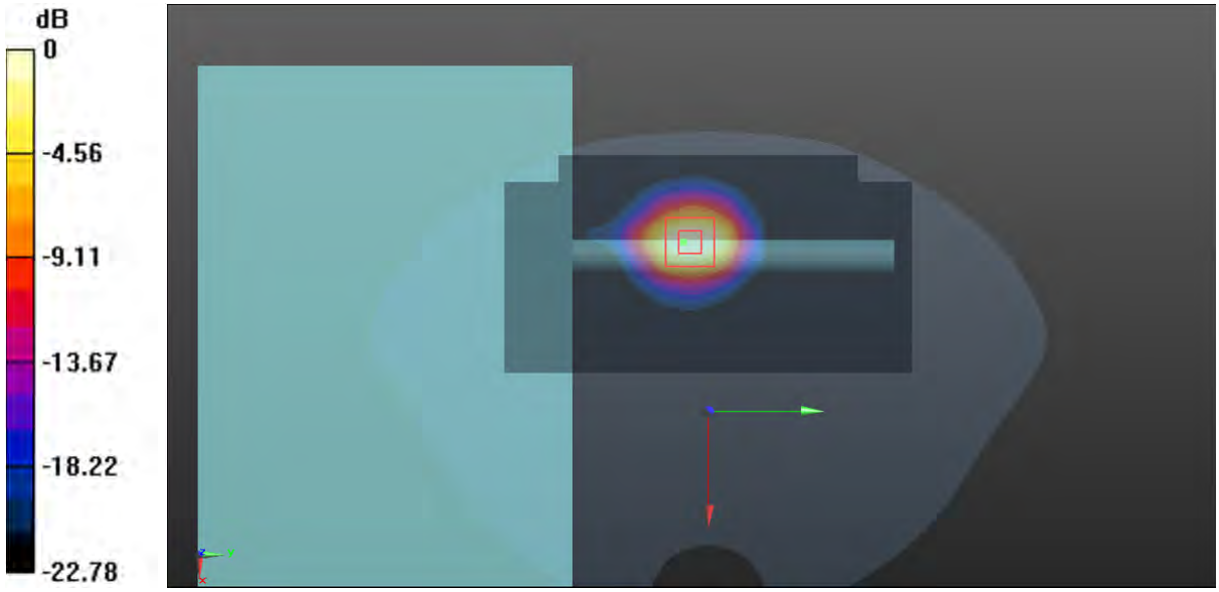

0 dB = 4.59 W/kg = 6.62 dBW/kg

Test Plot 2#: SDR 2.4G_1.4MHz Mid_ Handheld Back With Antenna Fold

DUT: Autel Smart Controller V3; Type: EP9-3; Serial: CR22060045-SA-S1

Communication System: 2.4G SDR; Frequency: 2439.5 MHz;Duty Cycle: 1:1
Medium parameters used: f = 2439.5 MHz; σ = 1.787 S/m; ε_r = 39.291; ρ = 1000 kg/m^3
Phantom section: Flat Section

DASY5 Configuration:

- Probe: EX3DV4 - SN7329; ConvF(7.42, 7.42, 7.42) @ 2439.5 MHz; Calibrated: 2021/12/31
- Sensor-Surface: 1.4mm (Mechanical Surface Detection)
- Electronics: DAE4 Sn1354; Calibrated: 2021/9/1
- Phantom: Twin SAM; Type: Twin SAM V5.0; Serial: TP:1412
- Measurement SW: DASY52, Version 52.10 (2); SEMCAD X Version 14.6.12 (7470)

Area Scan (81x101x1): Interpolated grid: dx=1.200 mm, dy=1.200 mm
Maximum value of SAR (interpolated) = 0.0272 W/kg

Zoom Scan (5x5x4)/Cube 0: Measurement grid: dx=8mm, dy=8mm, dz=5mm
Reference Value = 3.034 V/m; Power Drift = -0.08 dB
Peak SAR (extrapolated) = 0.0320 W/kg
SAR(1 g) = 0.017 W/kg; SAR(10 g) = 0.013 W/kg
Maximum value of SAR (measured) = 0.0233 W/kg

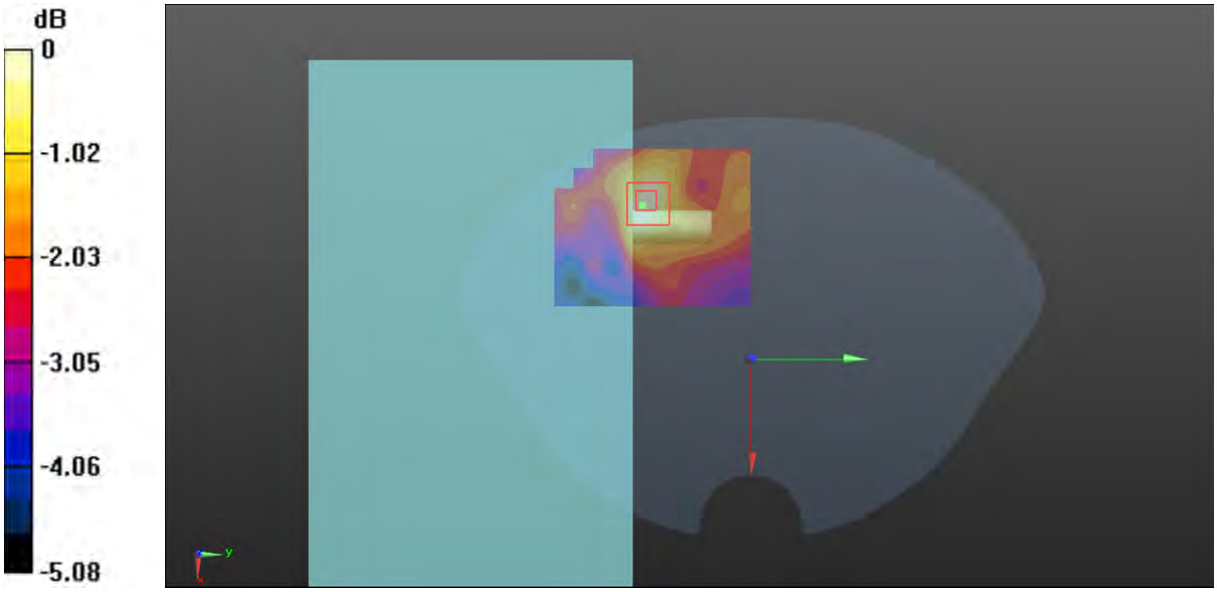

0 dB = 0.0233 W/kg = -16.33 dBW/kg

Test Plot 3#: SDR 2.4G_1.4MHz Mid_ Handheld Front

DUT: Autel Smart Controller V3; Type: EP9-3; Serial: CR22060045-SA-S1

Communication System: 2.4G SDR; Frequency: 2439.5 MHz;Duty Cycle: 1:1
Medium parameters used: f = 2439.5 MHz; σ = 1.787 S/m; ε_r = 39.291; ρ = 1000 kg/m^3
Phantom section: Flat Section

DASY5 Configuration:

- Probe: EX3DV4 - SN7329; ConvF(7.42, 7.42, 7.42) @ 2439.5 MHz; Calibrated: 2021/12/31
- Sensor-Surface: 1.4mm (Mechanical Surface Detection)
- Electronics: DAE4 Sn1354; Calibrated: 2021/9/1
- Phantom: Twin SAM; Type: Twin SAM V5.0; Serial: TP:1412
- Measurement SW: DASY52, Version 52.10 (2); SEMCAD X Version 14.6.12 (7470)

Area Scan (81x151x1): Interpolated grid: dx=1.200 mm, dy=1.200 mm
Maximum value of SAR (interpolated) = 0.155 W/kg

Zoom Scan (5x5x4)/Cube 0: Measurement grid: dx=8mm, dy=8mm, dz=5mm
Reference Value = 5.052 V/m; Power Drift = -0.06 dB
Peak SAR (extrapolated) = 0.189 W/kg
SAR(1 g) = 0.098 W/kg; SAR(10 g) = 0.054 W/kg
Maximum value of SAR (measured) = 0.154 W/kg

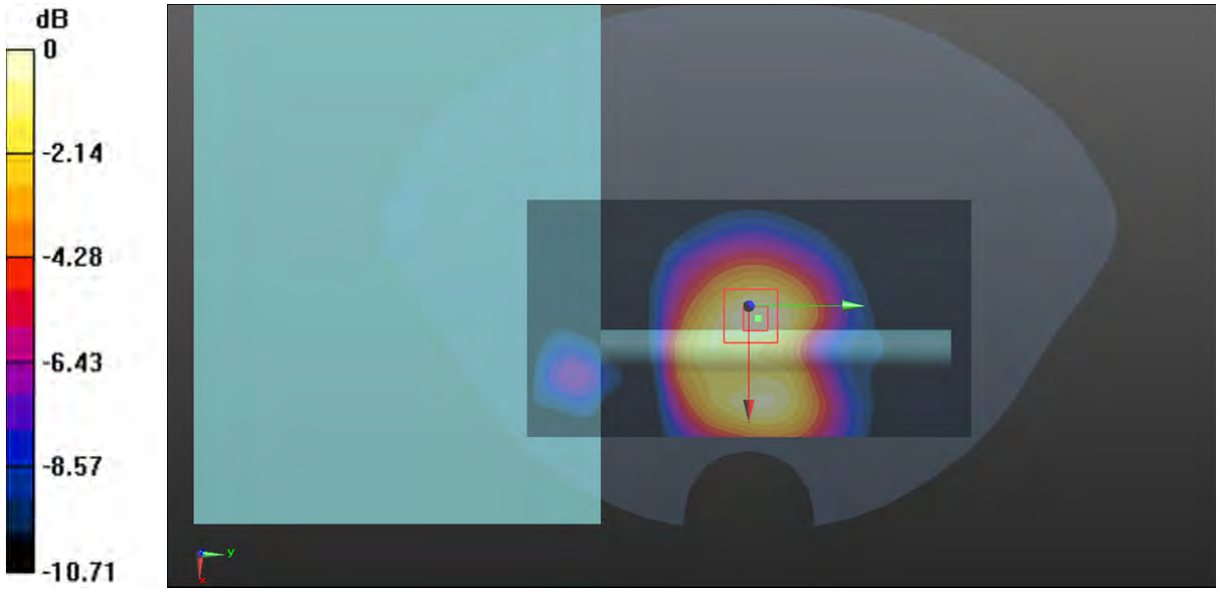

0 dB = 0.154 W/kg = -8.12 dBW/kg

Test Plot 4#: SDR 2.4G_1.4MHz Low_ Handheld Top

DUT: Autel Smart Controller V3; Type: EP9-3; Serial: CR22060045-SA-S1

Communication System: 2.4G SDR; Frequency: 2403.5 MHz;Duty Cycle: 1:1
Medium parameters used: f = 2403.5 MHz; σ = 1.742 S/m; ε_r = 39.363; ρ = 1000 kg/m^3
Phantom section: Flat Section

DASY5 Configuration:

- Probe: EX3DV4 - SN7329; ConvF(7.42, 7.42, 7.42) @ 2403.5 MHz; Calibrated: 2021/12/31
- Sensor-Surface: 1.4mm (Mechanical Surface Detection)
- Electronics: DAE4 Sn1354; Calibrated: 2021/9/1
- Phantom: Twin SAM; Type: Twin SAM V5.0; Serial: TP:1412
- Measurement SW: DASY52, Version 52.10 (2); SEMCAD X Version 14.6.12 (7470)

Area Scan (131x81x1): Interpolated grid: dx=1.200 mm, dy=1.200 mm
Maximum value of SAR (interpolated) = 7.34 W/kg

Zoom Scan (5x5x4)/Cube 0: Measurement grid: dx=8mm, dy=8mm, dz=5mm
Reference Value = 1.708 V/m; Power Drift = 0.04 dB
Peak SAR (extrapolated) = 7.93 W/kg
SAR(1 g) = 3.78 W/kg; SAR(10 g) = 1.58 W/kg
Maximum value of SAR (measured) = 6.43 W/kg

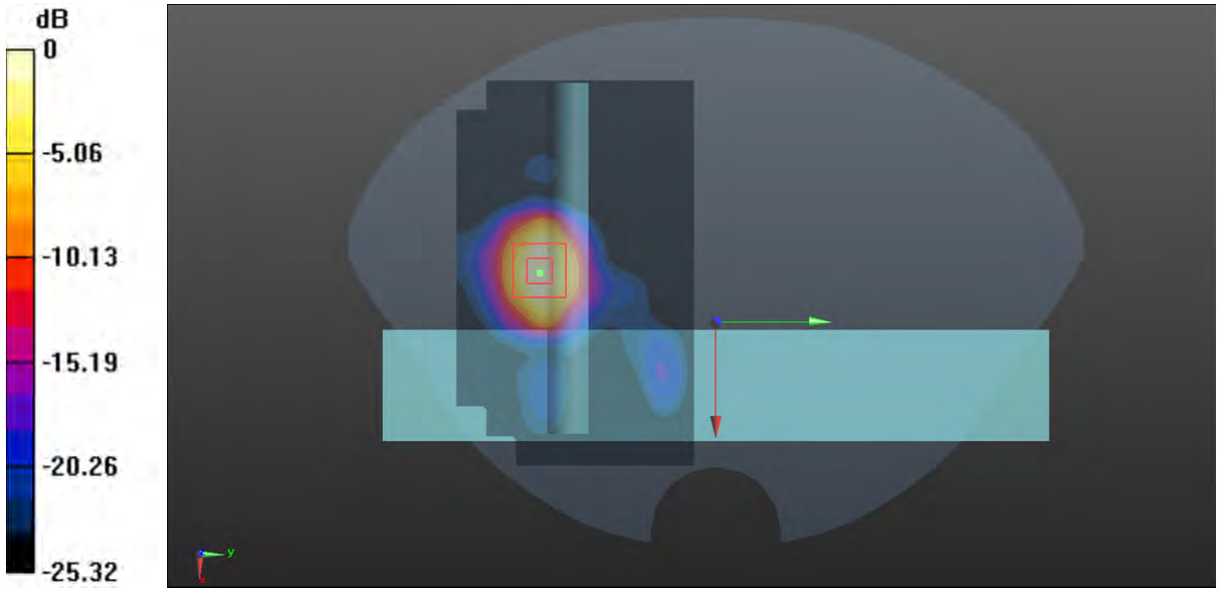

0 dB = 6.43 W/kg = 8.08 dBW/kg

Test Plot 5#: SDR 2.4G_1.4MHz Mid_ Handheld Top

DUT: Autel Smart Controller V3; Type: EP9-3; Serial: CR22060045-SA-S1

Communication System: 2.4G SDR; Frequency: 2439.5 MHz;Duty Cycle: 1:1
Medium parameters used: f = 2439.5 MHz; σ = 1.787 S/m; ε_r = 39.291; ρ = 1000 kg/m^3
Phantom section: Flat Section

DASY5 Configuration:

- Probe: EX3DV4 - SN7329; ConvF(7.42, 7.42, 7.42) @ 2439.5 MHz; Calibrated: 2021/12/31
- Sensor-Surface: 1.4mm (Mechanical Surface Detection)
- Electronics: DAE4 Sn1354; Calibrated: 2021/9/1
- Phantom: Twin SAM; Type: Twin SAM V5.0; Serial: TP:1412
- Measurement SW: DASY52, Version 52.10 (2); SEMCAD X Version 14.6.12 (7470)

Area Scan (131x81x1): Interpolated grid: dx=1.200 mm, dy=1.200 mm
Maximum value of SAR (interpolated) = 6.74 W/kg

Zoom Scan (5x5x4)/Cube 0: Measurement grid: dx=8mm, dy=8mm, dz=5mm
Reference Value = 1.777 V/m; Power Drift = 0.18 dB
Peak SAR (extrapolated) = 7.28 W/kg
SAR(1 g) = 3.38 W/kg; SAR(10 g) = 1.39 W/kg
Maximum value of SAR (measured) = 5.80 W/kg

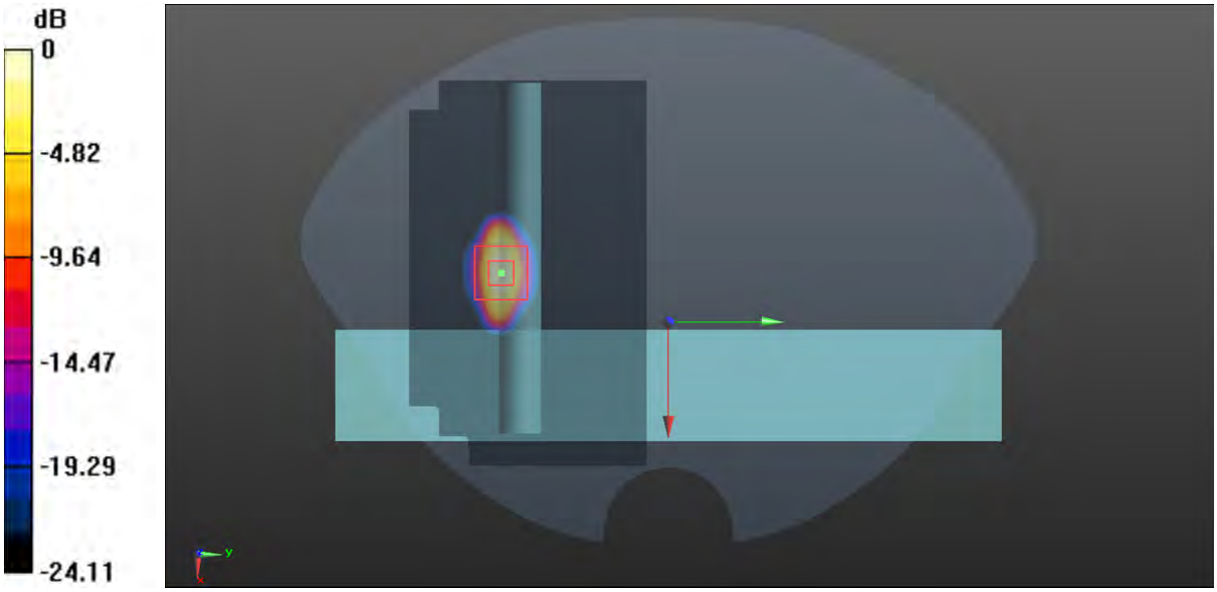

0 dB = 5.80 W/kg = 7.63 dBW/kg

Test Plot 6#: SDR 2.4G_1.4MHz High_ Handheld Top

DUT: Autel Smart Controller V3; Type: EP9-3; Serial: CR22060045-SA-S1

Communication System: 2.4G SDR; Frequency: 2475.5 MHz;Duty Cycle: 1:1
Medium parameters used: f = 2475.5 MHz; σ = 1.824 S/m; ε_r = 39.105; ρ = 1000 kg/m^3
Phantom section: Flat Section

DASY5 Configuration:

- Probe: EX3DV4 - SN7329; ConvF(7.42, 7.42, 7.42) @ 2475.5 MHz; Calibrated: 2021/12/31
- Sensor-Surface: 1.4mm (Mechanical Surface Detection)
- Electronics: DAE4 Sn1354; Calibrated: 2021/9/1
- Phantom: Twin SAM; Type: Twin SAM V5.0; Serial: TP:1412
- Measurement SW: DASY52, Version 52.10 (2); SEMCAD X Version 14.6.12 (7470)

Area Scan (131x81x1): Interpolated grid: dx=1.200 mm, dy=1.200 mm
Maximum value of SAR (interpolated) = 6.00 W/kg

Zoom Scan (5x5x4)/Cube 0: Measurement grid: dx=8mm, dy=8mm, dz=5mm
Reference Value = 1.258 V/m; Power Drift = 0.09 dB
Peak SAR (extrapolated) = 6.90 W/kg
SAR(1 g) = 3.06 W/kg; SAR(10 g) = 1.22 W/kg
Maximum value of SAR (measured) = 5.50 W/kg

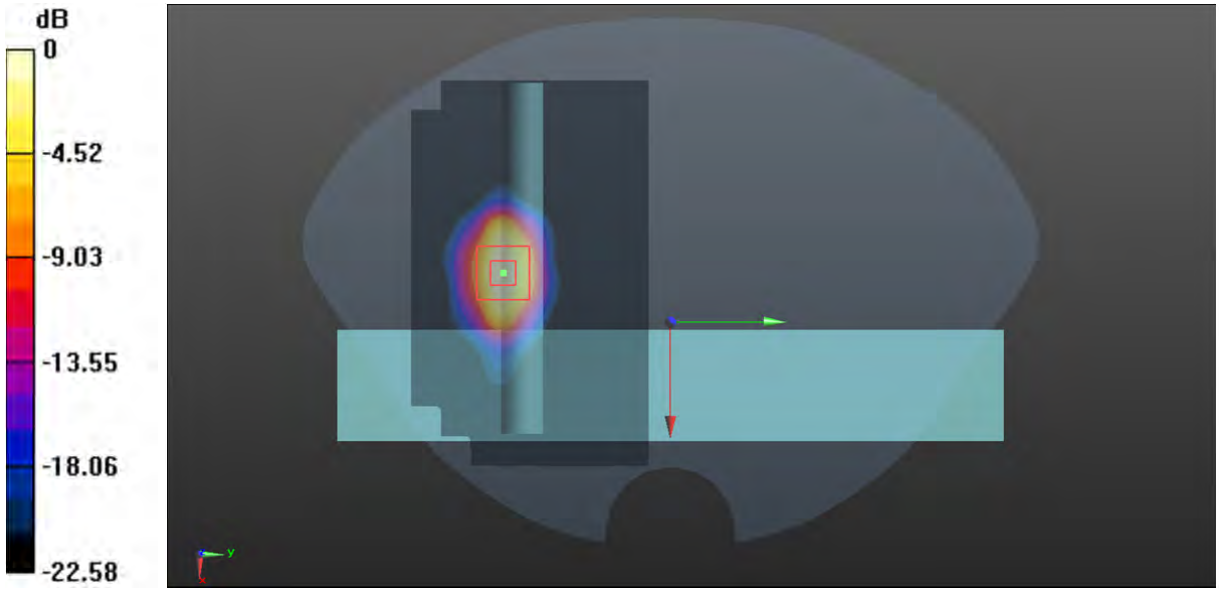

0 dB = 5.50 W/kg = 7.40 dBW/kg

Test Plot 7#: SDR 2.4G_20MHz Mid_ Handheld Top

DUT: Autel Smart Controller V3; Type: EP9-3; Serial: CR22060045-SA-S1

Communication System: 2.4G SDR; Frequency: 2436.5 MHz;Duty Cycle: 1:1
Medium parameters used: f = 2436.5 MHz; σ = 1.773 S/m; ε_r = 39.315; ρ = 1000 kg/m^3
Phantom section: Flat Section

DASY5 Configuration:

- Probe: EX3DV4 - SN7329; ConvF(7.42, 7.42, 7.42) @ 2436.5 MHz; Calibrated: 2021/12/31
- Sensor-Surface: 1.4mm (Mechanical Surface Detection)
- Electronics: DAE4 Sn1354; Calibrated: 2021/9/1
- Phantom: Twin SAM; Type: Twin SAM V5.0; Serial: TP:1412
- Measurement SW: DASY52, Version 52.10 (2); SEMCAD X Version 14.6.12 (7470)

Area Scan (131x81x1): Interpolated grid: dx=1.200 mm, dy=1.200 mm
Maximum value of SAR (interpolated) = 6.50 W/kg

Zoom Scan (5x5x4)/Cube 0: Measurement grid: dx=8mm, dy=8mm, dz=5mm
Reference Value = 1.960 V/m; Power Drift = 0.03 dB
Peak SAR (extrapolated) = 6.81 W/kg
SAR(1 g) = 3.13 W/kg; SAR(10 g) = 1.3 W/kg
Maximum value of SAR (measured) = 5.37 W/kg

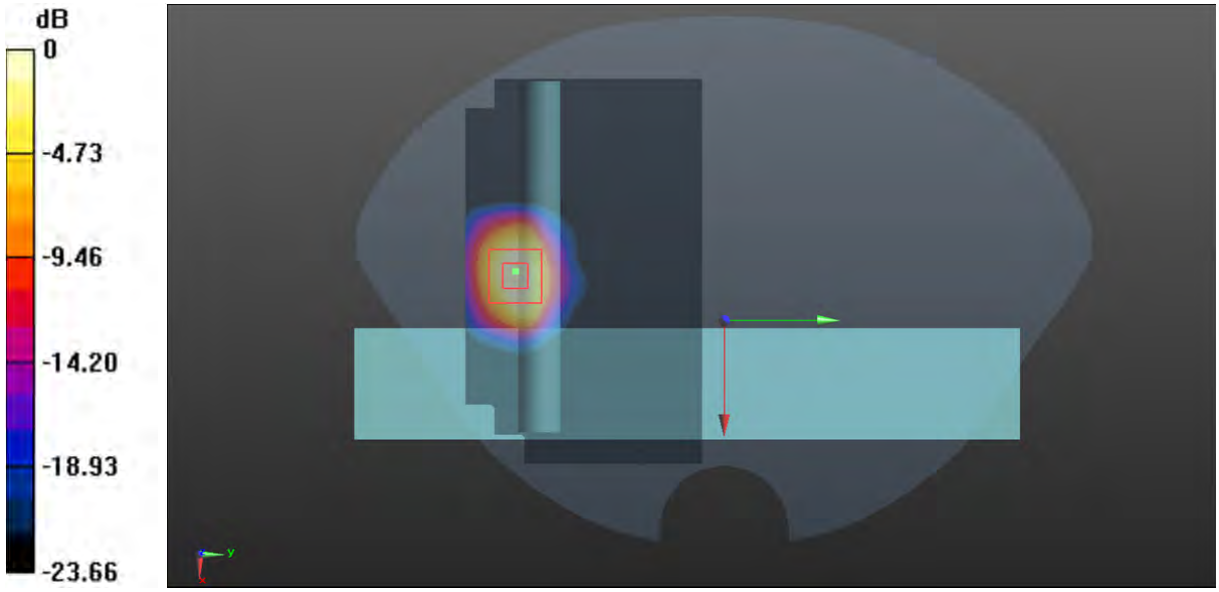

0 dB = 5.37 W/kg = 7.30 dBW/kg

Test Plot 8#: SDR 2.4G_1.4MHz Mid_ Body Back

DUT: Autel Smart Controller V3; Type: EP9-3; Serial: CR22060045-SA-S1

Communication System: 2.4G SDR; Frequency: 2439.5 MHz;Duty Cycle: 1:1
Medium parameters used: f = 2439.5 MHz; σ = 1.787 S/m; ε_r = 39.291; ρ = 1000 kg/m^3
Phantom section: Flat Section

DASY5 Configuration:

- Probe: EX3DV4 - SN7329; ConvF(7.42, 7.42, 7.42) @ 2439.5 MHz; Calibrated: 2021/12/31
- Sensor-Surface: 1.4mm (Mechanical Surface Detection)
- Electronics: DAE4 Sn1354; Calibrated: 2021/9/1
- Phantom: Twin SAM; Type: Twin SAM V5.0; Serial: TP:1412
- Measurement SW: DASY52, Version 52.10 (2); SEMCAD X Version 14.6.12 (7470)

Area Scan (81x151x1): Interpolated grid: dx=1.200 mm, dy=1.200 mm
Maximum value of SAR (interpolated) = 1.82 W/kg

Zoom Scan (5x5x4)/Cube 0: Measurement grid: dx=8mm, dy=8mm, dz=5mm
Reference Value = 1.583 V/m; Power Drift = 0.02 dB
Peak SAR (extrapolated) = 1.45 W/kg
SAR(1 g) = 0.774 W/kg; SAR(10 g) = 0.385 W/kg
Maximum value of SAR (measured) = 1.19 W/kg

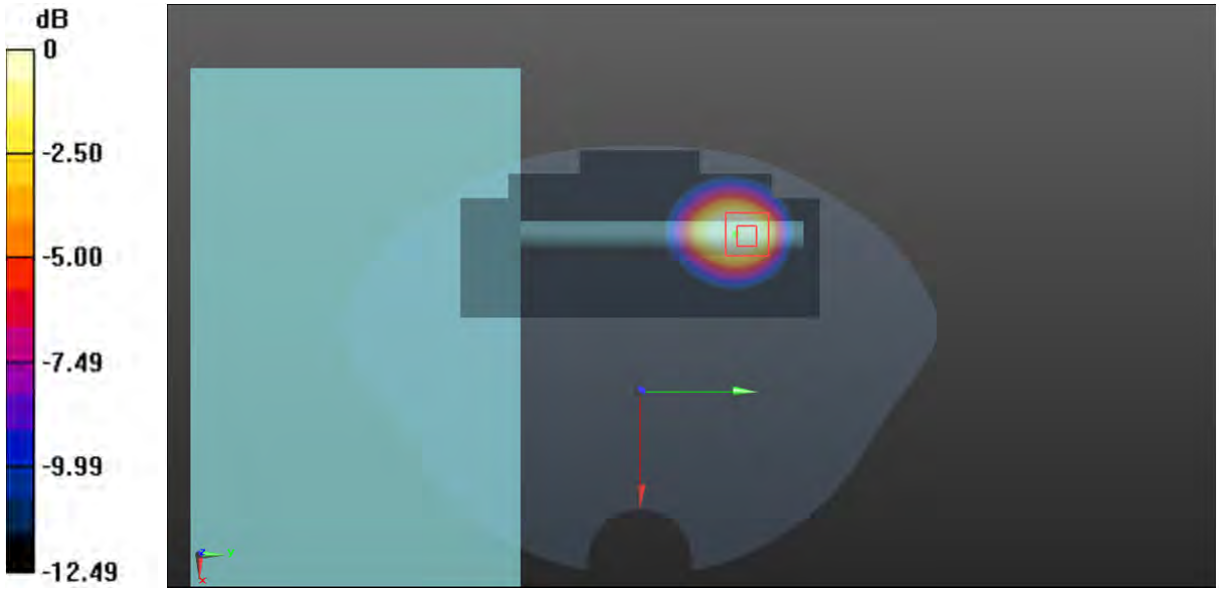

0 dB = 1.19 W/kg = 0.76 dBW/kg

Test Plot 9#: SDR 2.4G_1.4MHz Mid_ Body Back With Antenna Fold

DUT: Autel Smart Controller V3; Type: EP9-3; Serial: CR22060045-SA-S1

Communication System: 2.4G SDR; Frequency: 2439.5 MHz;Duty Cycle: 1:1
Medium parameters used: f = 2439.5 MHz; σ = 1.787 S/m; ε_r = 39.291; ρ = 1000 kg/m^3
Phantom section: Flat Section

DASY5 Configuration:

- Probe: EX3DV4 - SN7329; ConvF(7.42, 7.42, 7.42) @ 2439.5 MHz; Calibrated: 2021/12/31
- Sensor-Surface: 1.4mm (Mechanical Surface Detection)
- Electronics: DAE4 Sn1354; Calibrated: 2021/9/1
- Phantom: Twin SAM; Type: Twin SAM V5.0; Serial: TP:1412
- Measurement SW: DASY52, Version 52.10 (2); SEMCAD X Version 14.6.12 (7470)

Area Scan (51x51x1): Interpolated grid: dx=1.200 mm, dy=1.200 mm
Maximum value of SAR (interpolated) = 0.0248 W/kg

Zoom Scan (5x5x4)/Cube 0: Measurement grid: dx=8mm, dy=8mm, dz=5mm
Reference Value = 1.827 V/m; Power Drift = 0.09 dB
Peak SAR (extrapolated) = 0.0380 W/kg
SAR(1 g) = 0.017 W/kg; SAR(10 g) = 0.011 W/kg
Maximum value of SAR (measured) = 0.0279 W/kg

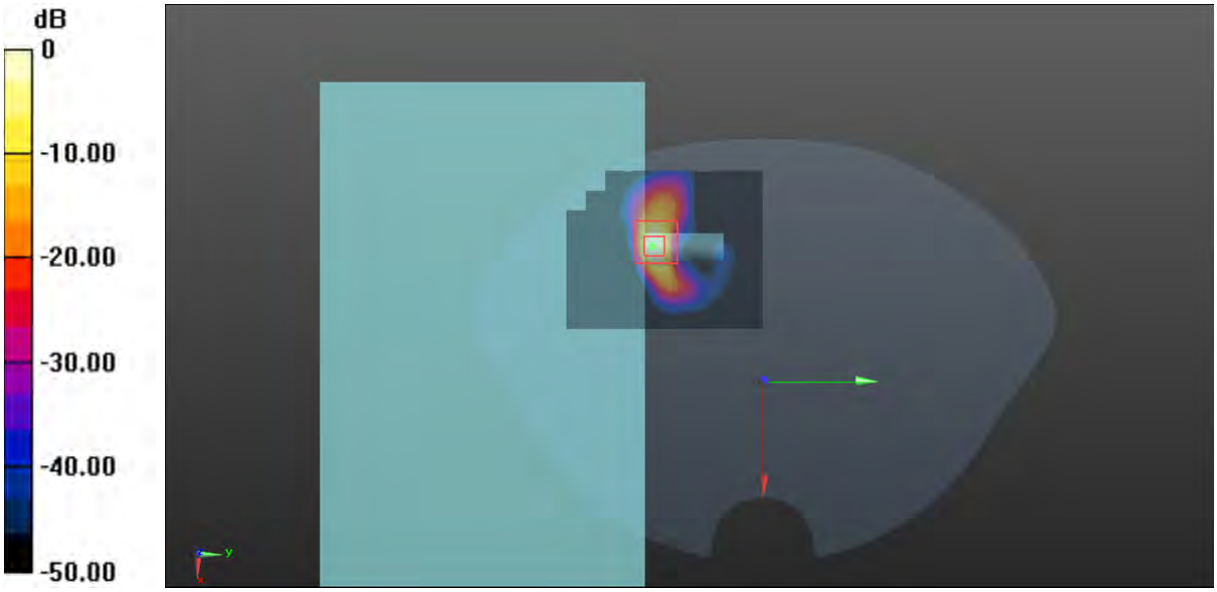

0 dB = 0.0279 W/kg = -15.54 dBW/kg

Test Plot 10#: SDR 2.4G_1.4MHz Mid_ Body Front

DUT: Autel Smart Controller V3; Type: EP9-3; Serial: CR22060045-SA-S1

Communication System: 2.4G SDR; Frequency: 2439.5 MHz;Duty Cycle: 1:1
Medium parameters used: f = 2439.5 MHz; σ = 1.787 S/m; ε_r = 39.291; ρ = 1000 kg/m^3
Phantom section: Flat Section

DASY5 Configuration:

- Probe: EX3DV4 - SN7329; ConvF(7.42, 7.42, 7.42) @ 2439.5 MHz; Calibrated: 2021/12/31
- Sensor-Surface: 1.4mm (Mechanical Surface Detection)
- Electronics: DAE4 Sn1354; Calibrated: 2021/9/1
- Phantom: Twin SAM; Type: Twin SAM V5.0; Serial: TP:1412
- Measurement SW: DASY52, Version 52.10 (2); SEMCAD X Version 14.6.12 (7470)

Area Scan (81x151x1): Interpolated grid: dx=1.200 mm, dy=1.200 mm
Maximum value of SAR (interpolated) = 0.0706 W/kg

Zoom Scan (5x5x4)/Cube 0: Measurement grid: dx=8mm, dy=8mm, dz=5mm
Reference Value = 4.482 V/m; Power Drift = 0.15 dB
Peak SAR (extrapolated) = 0.0850 W/kg
SAR(1 g) = 0.048 W/kg; SAR(10 g) = 0.030 W/kg
Maximum value of SAR (measured) = 0.0703 W/kg

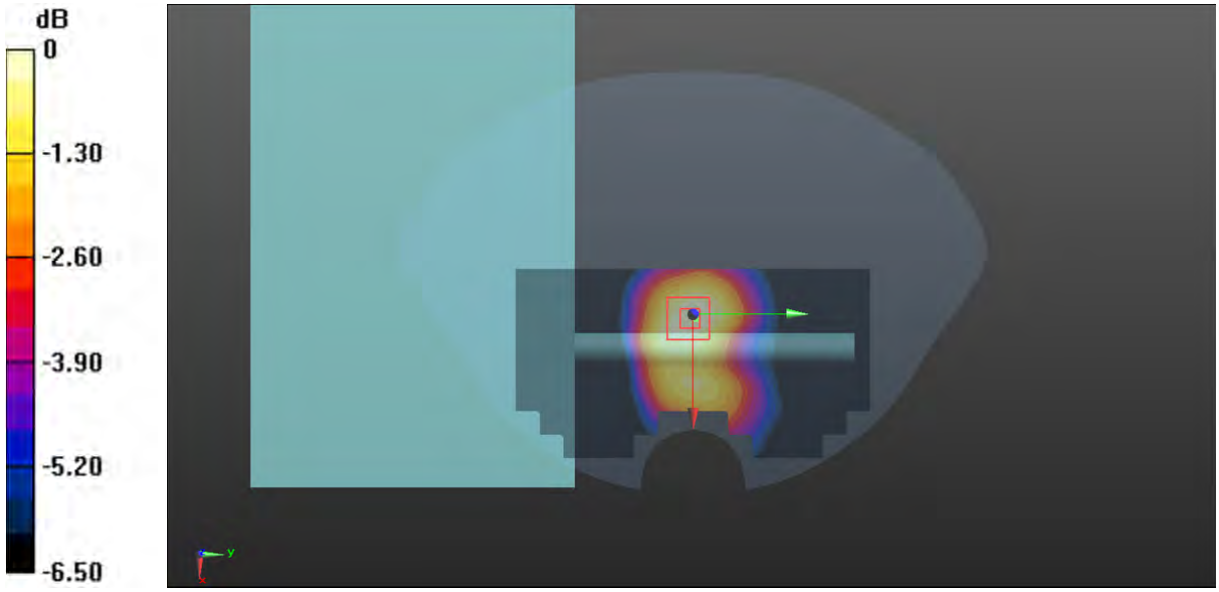

0 dB = 0.0703 W/kg = -11.53 dBW/kg

Test Plot 11#: SDR 2.4G_1.4MHz Low_ Body Top

DUT: Autel Smart Controller V3; Type: EP9-3; Serial: CR22060045-SA-S1

Communication System: 2.4G SDR; Frequency: 2403.5 MHz;Duty Cycle: 1:1
Medium parameters used: f = 2403.5 MHz; σ = 1.742 S/m; ε_r = 39.363; ρ = 1000 kg/m^3
Phantom section: Flat Section

DASY5 Configuration:

- Probe: EX3DV4 - SN7329; ConvF(7.42, 7.42, 7.42) @ 2403.5 MHz; Calibrated: 2021/12/31
- Sensor-Surface: 1.4mm (Mechanical Surface Detection)
- Electronics: DAE4 Sn1354; Calibrated: 2021/9/1
- Phantom: Twin SAM; Type: Twin SAM V5.0; Serial: TP:1412
- Measurement SW: DASY52, Version 52.10 (2); SEMCAD X Version 14.6.12 (7470)

Area Scan (131x81x1): Interpolated grid: dx=1.200 mm, dy=1.200 mm
Maximum value of SAR (interpolated) = 1.90 W/kg

Zoom Scan (5x5x4)/Cube 0: Measurement grid: dx=8mm, dy=8mm, dz=5mm
Reference Value = 1.885 V/m; Power Drift = 0.10 dB
Peak SAR (extrapolated) = 2.11 W/kg
SAR(1 g) = 1.11 W/kg; SAR(10 g) = 0.523 W/kg
Maximum value of SAR (measured) = 1.75 W/kg

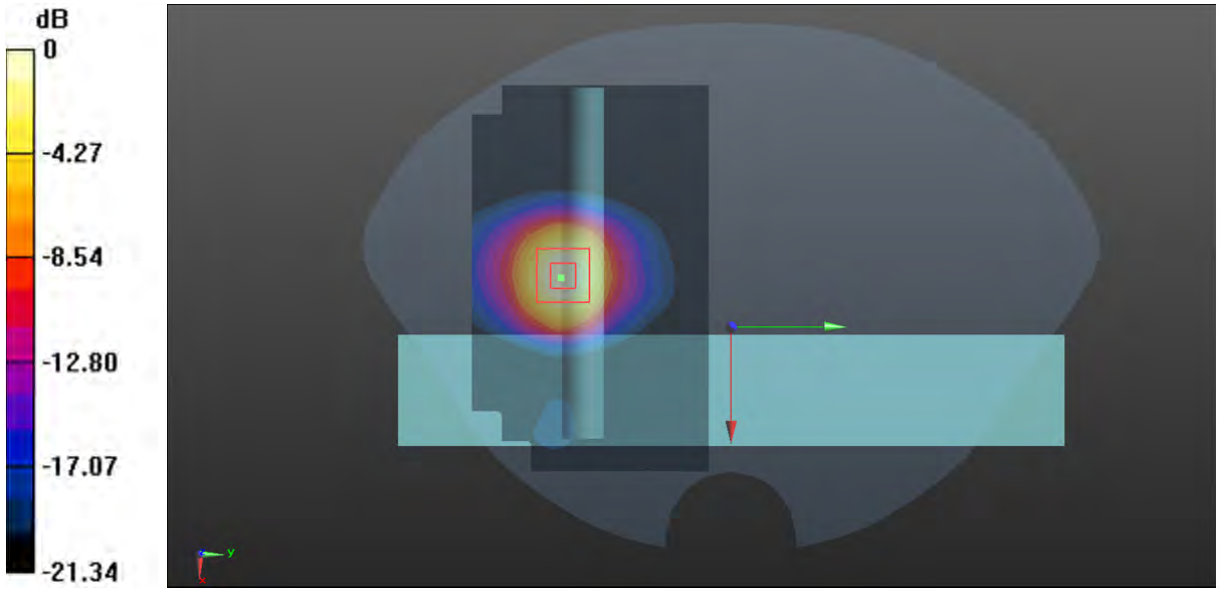

0 dB = 1.75 W/kg = 2.43 dBW/kg

Test Plot 12#: SDR 2.4G_1.4MHz Mid_ Body Top

DUT: Autel Smart Controller V3; Type: EP9-3; Serial: CR22060045-SA-S1

Communication System: 2.4G SDR; Frequency: 2439.5 MHz;Duty Cycle: 1:1
Medium parameters used: f = 2439.5 MHz; σ = 1.787 S/m; ε_r = 39.291; ρ = 1000 kg/m^3
Phantom section: Flat Section

DASY5 Configuration:

- Probe: EX3DV4 - SN7329; ConvF(7.42, 7.42, 7.42) @ 2439.5 MHz; Calibrated: 2021/12/31
- Sensor-Surface: 1.4mm (Mechanical Surface Detection)
- Electronics: DAE4 Sn1354; Calibrated: 2021/9/1
- Phantom: Twin SAM; Type: Twin SAM V5.0; Serial: TP:1412
- Measurement SW: DASY52, Version 52.10 (2); SEMCAD X Version 14.6.12 (7470)

Area Scan (131x81x1): Interpolated grid: dx=1.200 mm, dy=1.200 mm
Maximum value of SAR (interpolated) = 1.95 W/kg

Zoom Scan (5x5x4)/Cube 0: Measurement grid: dx=8mm, dy=8mm, dz=5mm
Reference Value = 1.833 V/m; Power Drift = 0.09 dB
Peak SAR (extrapolated) = 2.32 W/kg
SAR(1 g) = 1.19 W/kg; SAR(10 g) = 0.556 W/kg
Maximum value of SAR (measured) = 1.89 W/kg

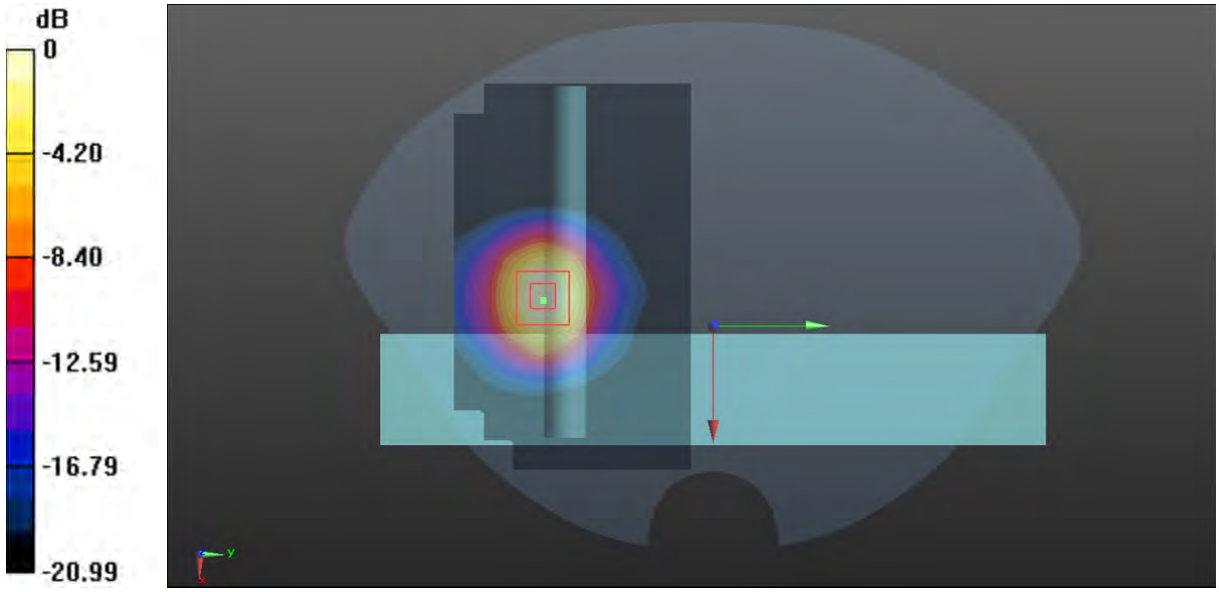

0 dB = 1.89 W/kg = 2.76 dBW/kg

Test Plot 13#: SDR 2.4G_1.4MHz High_ Body Top

DUT: Autel Smart Controller V3; Type: EP9-3; Serial: CR22060045-SA-S1

Communication System: 2.4G SDR; Frequency: 2475.5 MHz;Duty Cycle: 1:1
Medium parameters used: f = 2475.5 MHz; σ = 1.824 S/m; ε_r = 39.105; ρ = 1000 kg/m^3
Phantom section: Flat Section

DASY5 Configuration:

- Probe: EX3DV4 - SN7329; ConvF(7.42, 7.42, 7.42) @ 2475.5 MHz; Calibrated: 2021/12/31
- Sensor-Surface: 1.4mm (Mechanical Surface Detection)
- Electronics: DAE4 Sn1354; Calibrated: 2021/9/1
- Phantom: Twin SAM; Type: Twin SAM V5.0; Serial: TP:1412
- Measurement SW: DASY52, Version 52.10 (2); SEMCAD X Version 14.6.12 (7470)

Area Scan (131x81x1): Interpolated grid: dx=1.200 mm, dy=1.200 mm
Maximum value of SAR (interpolated) = 1.48 W/kg

Zoom Scan (5x5x4)/Cube 0: Measurement grid: dx=8mm, dy=8mm, dz=5mm
Reference Value = 1.847 V/m; Power Drift = 0.07 dB
Peak SAR (extrapolated) = 1.67 W/kg
SAR(1 g) = 0.867 W/kg; SAR(10 g) = 0.419 W/kg
Maximum value of SAR (measured) = 1.38 W/kg

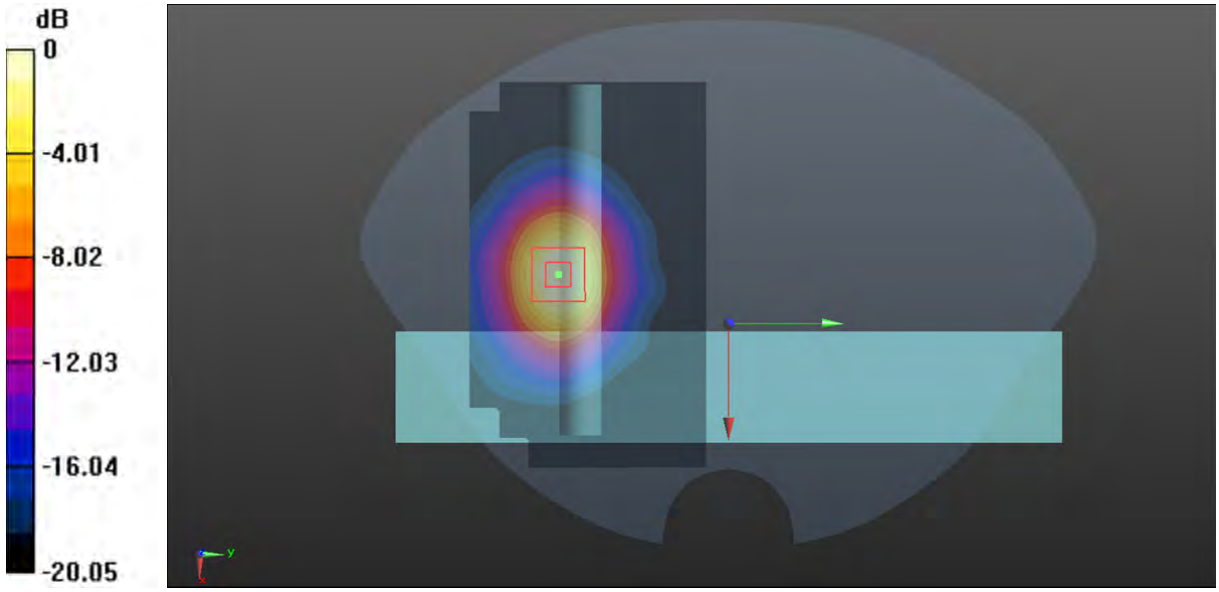

0 dB = 1.38 W/kg = 1.40 dBW/kg

Test Plot 14#: SDR 2.4G_20MHz Low_ Body Top

DUT: Autel Smart Controller V3; Type: EP9-3; Serial: CR22060045-SA-S1

Communication System: 2.4G SDR; Frequency: 2412.5 MHz;Duty Cycle: 1:1
Medium parameters used (interpolated): f = 2412.5 MHz; σ = 1.764 S/m; ε_r = 39.328; ρ = 1000 kg/m^3
Phantom section: Flat Section

DASY5 Configuration:

- Probe: EX3DV4 - SN7329; ConvF(7.42, 7.42, 7.42) @ 2412.5 MHz; Calibrated: 2021/12/31
- Sensor-Surface: 1.4mm (Mechanical Surface Detection)
- Electronics: DAE4 Sn1354; Calibrated: 2021/9/1
- Phantom: Twin SAM; Type: Twin SAM V5.0; Serial: TP:1412
- Measurement SW: DASY52, Version 52.10 (2); SEMCAD X Version 14.6.12 (7470)

Area Scan (131x81x1): Interpolated grid: dx=1.200 mm, dy=1.200 mm
Maximum value of SAR (interpolated) = 1.96 W/kg

Zoom Scan (5x5x4)/Cube 0: Measurement grid: dx=8mm, dy=8mm, dz=5mm
Reference Value = 1.698 V/m; Power Drift = 0.07 dB
Peak SAR (extrapolated) = 2.46 W/kg
SAR(1 g) = 1.14 W/kg; SAR(10 g) = 0.558 W/kg
Maximum value of SAR (measured) = 1.97 W/kg

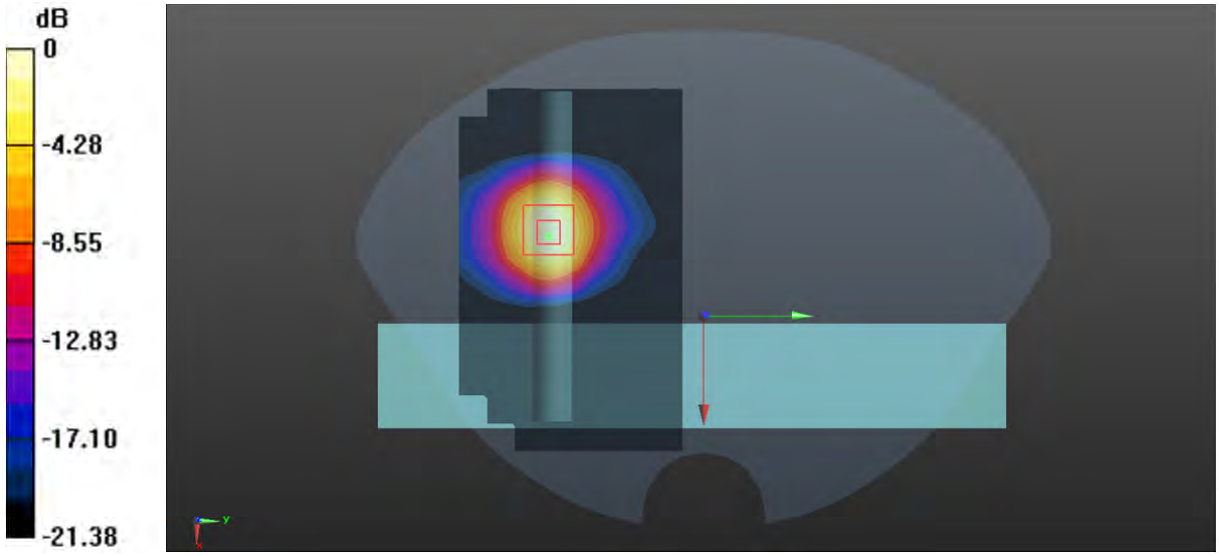

0 dB = 1.97 W/kg = 2.94 dBW/kg

Test Plot 15#: SDR 2.4G_20MHz Mid_ Body Top

DUT: Autel Smart Controller V3; Type: EP9-3; Serial: CR22060045-SA-S1

Communication System: 2.4G SDR; Frequency: 2436.5 MHz;Duty Cycle: 1:1
Medium parameters used: f = 2436.5 MHz; σ = 1.773 S/m; ε_r = 39.315; ρ = 1000 kg/m^3
Phantom section: Flat Section

DASY5 Configuration:

- Probe: EX3DV4 - SN7329; ConvF(7.42, 7.42, 7.42) @ 2436.5 MHz; Calibrated: 2021/12/31
- Sensor-Surface: 1.4mm (Mechanical Surface Detection)
- Electronics: DAE4 Sn1354; Calibrated: 2021/9/1
- Phantom: Twin SAM; Type: Twin SAM V5.0; Serial: TP:1412
- Measurement SW: DASY52, Version 52.10 (2); SEMCAD X Version 14.6.12 (7470)

Area Scan (131x81x1): Interpolated grid: dx=1.200 mm, dy=1.200 mm
Maximum value of SAR (interpolated) = 1.93 W/kg

Zoom Scan (5x5x4)/Cube 0: Measurement grid: dx=8mm, dy=8mm, dz=5mm
Reference Value = 1.887 V/m; Power Drift = 0.06 dB
Peak SAR (extrapolated) = 2.26 W/kg
SAR(1 g) = 1.16 W/kg; SAR(10 g) = 0.540 W/kg
Maximum value of SAR (measured) = 1.85 W/kg

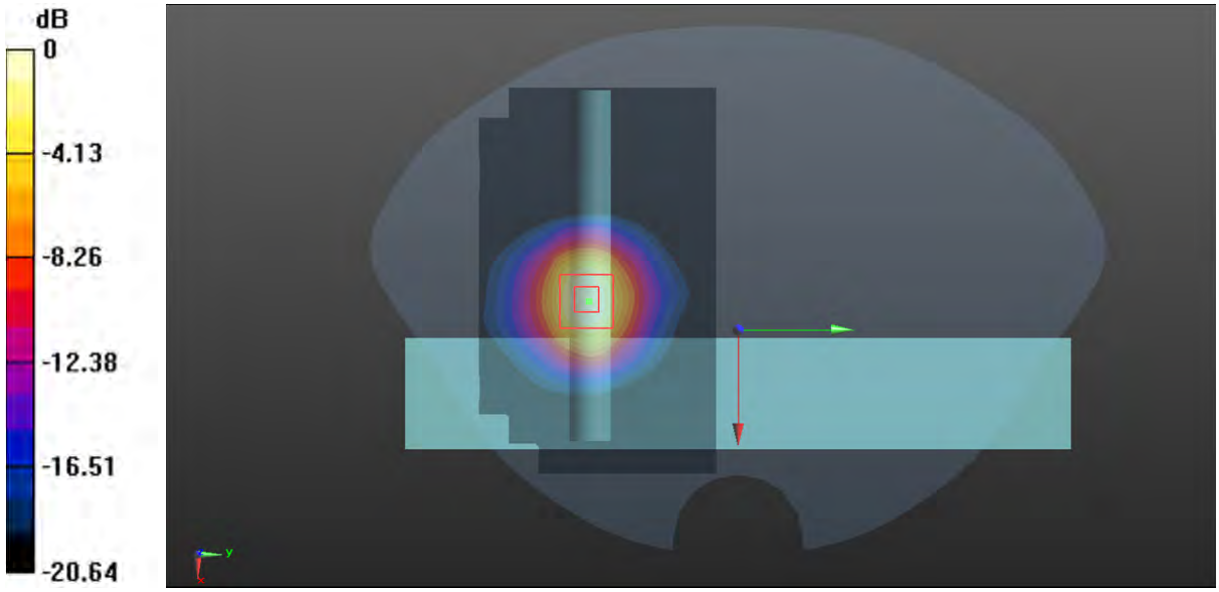

0 dB = 1.85 W/kg = 2.67 dBW/kg

Test Plot 16#: SDR 2.4G_20MHz High_ Body Top

DUT: Autel Smart Controller V3; Type: EP9-3; Serial: CR22060045-SA-S1

Communication System: 2.4G SDR; Frequency: 2462.5 MHz;Duty Cycle: 1:1
Medium parameters used (interpolated): f = 2462.5 MHz; σ = 1.819 S/m; ε_r = 39.193; ρ = 1000 kg/m^3
Phantom section: Flat Section

DASY5 Configuration:

- Probe: EX3DV4 - SN7329; ConvF(7.42, 7.42, 7.42) @ 2462.5 MHz; Calibrated: 2021/12/31
- Sensor-Surface: 1.4mm (Mechanical Surface Detection)
- Electronics: DAE4 Sn1354; Calibrated: 2021/9/1
- Phantom: Twin SAM; Type: Twin SAM V5.0; Serial: TP:1412
- Measurement SW: DASY52, Version 52.10 (2); SEMCAD X Version 14.6.12 (7470)

Area Scan (131x81x1): Interpolated grid: dx=1.200 mm, dy=1.200 mm
Maximum value of SAR (interpolated) = 1.25 W/kg

Zoom Scan (5x5x4)/Cube 0: Measurement grid: dx=8mm, dy=8mm, dz=5mm
Reference Value = 2.153 V/m; Power Drift = 0.19 dB
Peak SAR (extrapolated) = 1.52 W/kg
SAR(1 g) = 0.790 W/kg; SAR(10 g) = 0.388 W/kg
Maximum value of SAR (measured) = 1.25 W/kg

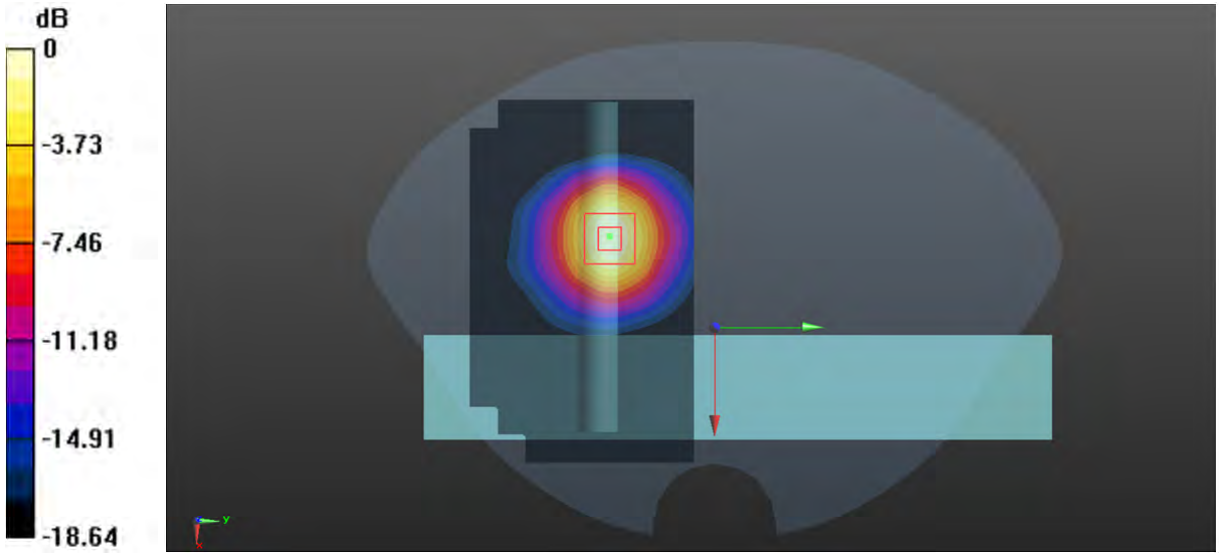

0 dB = 1.25 W/kg = 0.97 dBW/kg

Test Plot 17#: SDR 900M_1.4MHz Mid_ Handheld Back

DUT: Autel Smart Controller V3; Type: EP9-3; Serial: CR22060045-SA-S1

Communication System: CW; Frequency: 915 MHz;Duty Cycle: 1:1
Medium parameters used: f = 915 MHz; σ = 0.981 S/m; ε_r = 41.408; ρ = 1000 kg/m^3
Phantom section: Flat Section

DASY5 Configuration:

- Probe: EX3DV4 - SN7329; ConvF(9.68, 9.68, 9.68) @ 915 MHz; Calibrated: 2021/12/31
- Sensor-Surface: 1.4mm (Mechanical Surface Detection)
- Electronics: DAE4 Sn1354; Calibrated: 2021/9/1
- Phantom: Twin SAM; Type: Twin SAM V5.0; Serial: TP:1412
- Measurement SW: DASY52, Version 52.10 (2); SEMCAD X Version 14.6.12 (7470)

Area Scan (61x121x1): Interpolated grid: dx=1.500 mm, dy=1.500 mm
Maximum value of SAR (interpolated) = 0.341 W/kg

Zoom Scan (5x5x4)/Cube 0: Measurement grid: dx=8mm, dy=8mm, dz=5mm
Reference Value = 2.825 V/m; Power Drift = 0.02 dB
Peak SAR (extrapolated) = 0.380 W/kg
SAR(1 g) = 0.258 W/kg; SAR(10 g) = 0.174 W/kg
Maximum value of SAR (measured) = 0.337 W/kg



0 dB = 0.337 W/kg = -4.72 dBW/kg

Test Plot 18#: SDR 900M_1.4MHz Low_ Handheld Front

DUT: Autel Smart Controller V3; Type: EP9-3; Serial: CR22060045-SA-S1

Communication System: CW; Frequency: 904 MHz;Duty Cycle: 1:1
Medium parameters used: f = 904 MHz; σ = 0.964 S/m; ε_r = 41.641; ρ = 1000 kg/m^3
Phantom section: Flat Section

DASY5 Configuration:

- Probe: EX3DV4 - SN7329; ConvF(9.68, 9.68, 9.68) @ 904 MHz; Calibrated: 2021/12/31
- Sensor-Surface: 1.4mm (Mechanical Surface Detection)
- Electronics: DAE4 Sn1354; Calibrated: 2021/9/1
- Phantom: Twin SAM; Type: Twin SAM V5.0; Serial: TP:1412
- Measurement SW: DASY52, Version 52.10 (2); SEMCAD X Version 14.6.12 (7470)

Area Scan (61x121x1): Interpolated grid: dx=1.500 mm, dy=1.500 mm
Maximum value of SAR (interpolated) = 0.378 W/kg

Zoom Scan (5x5x4)/Cube 0: Measurement grid: dx=8mm, dy=8mm, dz=5mm
Reference Value = 17.18 V/m; Power Drift = -0.09 dB
Peak SAR (extrapolated) = 0.436 W/kg
SAR(1 g) = 0.276 W/kg; SAR(10 g) = 0.180 W/kg
Maximum value of SAR (measured) = 0.377 W/kg

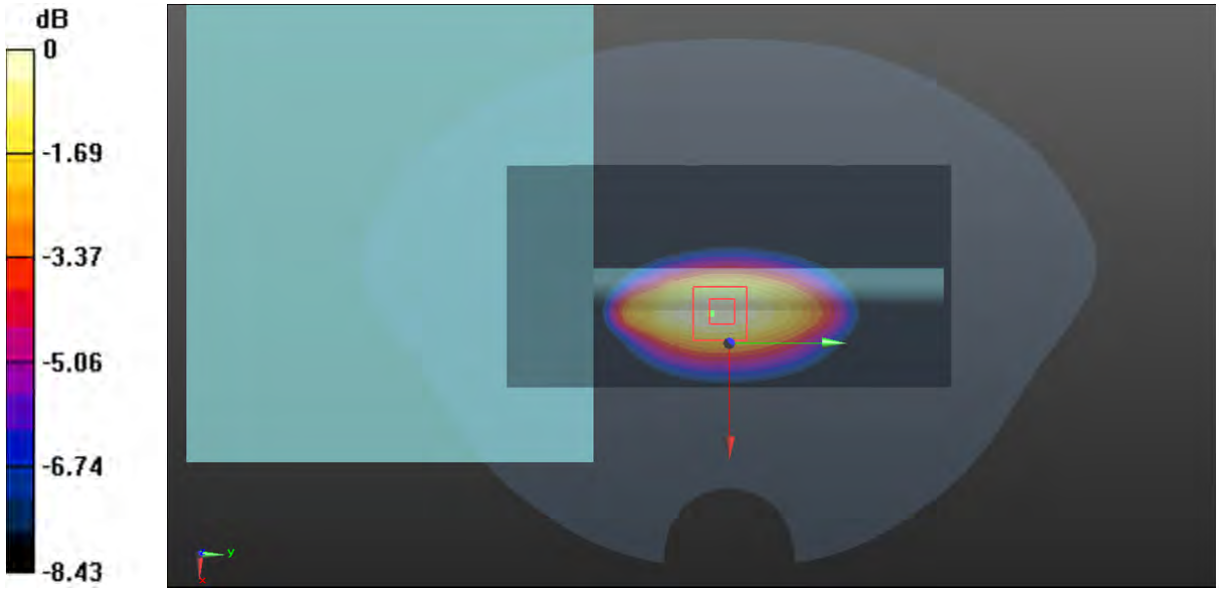

0 dB = 0.377 W/kg = -4.24 dBW/kg

Test Plot 19#: SDR 900M_1.4MHz Mid_ Handheld Front

DUT: Autel Smart Controller V3; Type: EP9-3; Serial: CR22060045-SA-S1

Communication System: CW; Frequency: 915 MHz;Duty Cycle: 1:1
Medium parameters used: f = 915 MHz; σ = 0.981 S/m; ε_r = 41.408; ρ = 1000 kg/m^3
Phantom section: Flat Section

DASY5 Configuration:

- Probe: EX3DV4 - SN7329; ConvF(9.68, 9.68, 9.68) @ 915 MHz; Calibrated: 2021/12/31
- Sensor-Surface: 1.4mm (Mechanical Surface Detection)
- Electronics: DAE4 Sn1354; Calibrated: 2021/9/1
- Phantom: Twin SAM; Type: Twin SAM V5.0; Serial: TP:1412
- Measurement SW: DASY52, Version 52.10 (2); SEMCAD X Version 14.6.12 (7470)

Area Scan (61x121x1): Interpolated grid: dx=1.500 mm, dy=1.500 mm
Maximum value of SAR (interpolated) = 0.381 W/kg

Zoom Scan (5x5x4)/Cube 0: Measurement grid: dx=8mm, dy=8mm, dz=5mm
Reference Value = 17.19 V/m; Power Drift = -0.18 dB
Peak SAR (extrapolated) = 0.432 W/kg
SAR(1 g) = 0.276 W/kg; SAR(10 g) = 0.181 W/kg
Maximum value of SAR (measured) = 0.372 W/kg

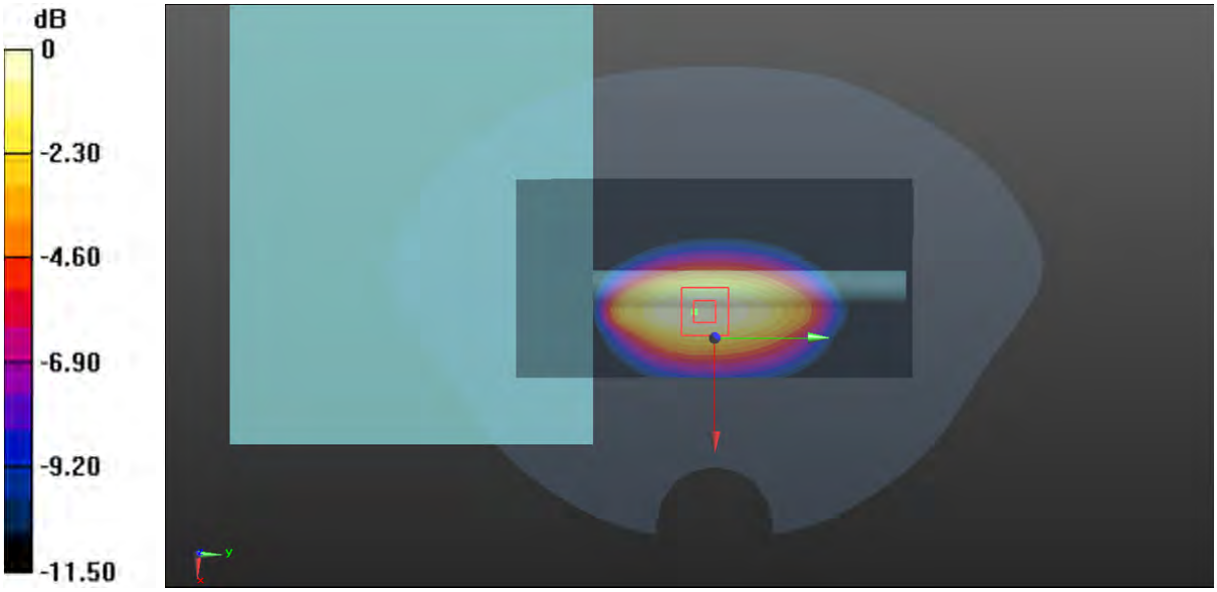

0 dB = 0.372 W/kg = -4.29 dBW/kg

Test Plot 20#: SDR 900M_1.4MHz High_ Handheld Front

DUT: Autel Smart Controller V3; Type: EP9-3; Serial: CR22060045-SA-S1

Communication System: CW; Frequency: 926 MHz;Duty Cycle: 1:1
Medium parameters used: f = 926 MHz; σ = 0.996 S/m; ε_r = 41.336; ρ = 1000 kg/m^3
Phantom section: Flat Section

DASY5 Configuration:

- Probe: EX3DV4 - SN7329; ConvF(9.68, 9.68, 9.68) @ 926 MHz; Calibrated: 2021/12/31
- Sensor-Surface: 1.4mm (Mechanical Surface Detection)
- Electronics: DAE4 Sn1354; Calibrated: 2021/9/1
- Phantom: Twin SAM; Type: Twin SAM V5.0; Serial: TP:1412
- Measurement SW: DASY52, Version 52.10 (2); SEMCAD X Version 14.6.12 (7470)

Area Scan (61x121x1): Interpolated grid: dx=1.500 mm, dy=1.500 mm
Maximum value of SAR (interpolated) = 0.368 W/kg

Zoom Scan (5x5x4)/Cube 0: Measurement grid: dx=8mm, dy=8mm, dz=5mm
Reference Value = 17.82 V/m; Power Drift = -0.11 dB
Peak SAR (extrapolated) = 0.436 W/kg
SAR(1 g) = 0.276 W/kg; SAR(10 g) = 0.181 W/kg
Maximum value of SAR (measured) = 0.378 W/kg

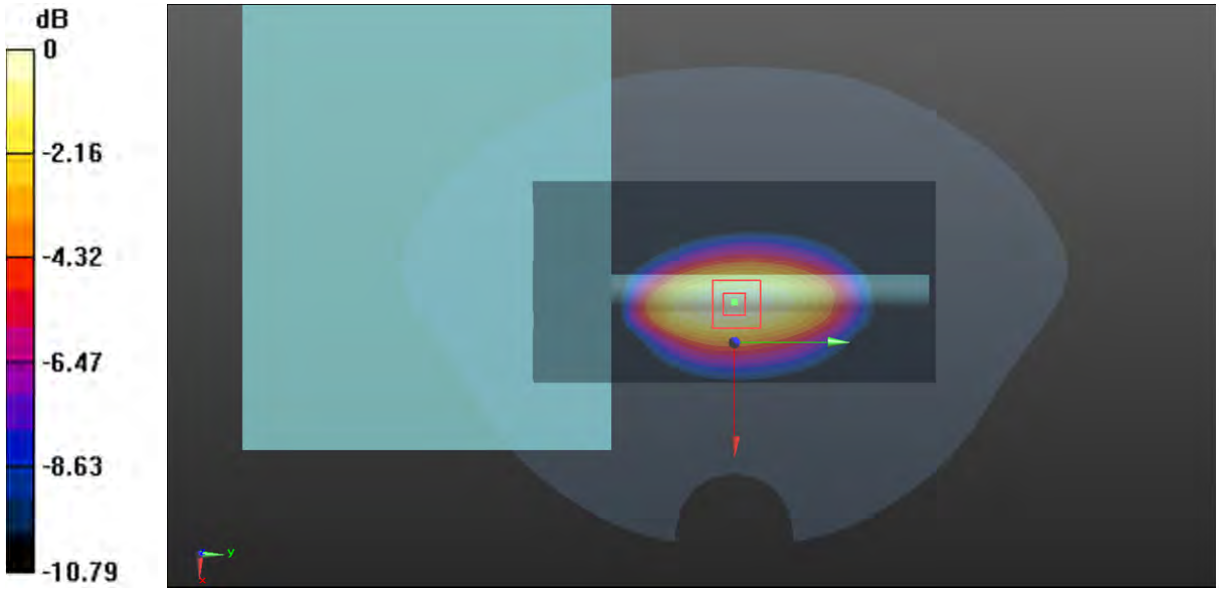

0 dB = 0.378 W/kg = -4.23 dBW/kg

Test Plot 21#: SDR 900M_20MHz Mid_ Handheld Front

DUT: Autel Smart Controller V3; Type: EP9-3; Serial: CR22060045-SA-S1

Communication System: CW; Frequency: 915 MHz;Duty Cycle: 1:1
Medium parameters used: f = 915 MHz; σ = 0.981 S/m; ε_r = 41.408; ρ = 1000 kg/m^3
Phantom section: Flat Section

DASY5 Configuration:

- Probe: EX3DV4 - SN7329; ConvF(9.68, 9.68, 9.68) @ 915 MHz; Calibrated: 2021/12/31
- Sensor-Surface: 1.4mm (Mechanical Surface Detection)
- Electronics: DAE4 Sn1354; Calibrated: 2021/9/1
- Phantom: Twin SAM; Type: Twin SAM V5.0; Serial: TP:1412
- Measurement SW: DASY52, Version 52.10 (2); SEMCAD X Version 14.6.12 (7470)

Area Scan (61x121x1): Interpolated grid: dx=1.500 mm, dy=1.500 mm
Maximum value of SAR (interpolated) = 0.336 W/kg

Zoom Scan (5x5x4)/Cube 0: Measurement grid: dx=8mm, dy=8mm, dz=5mm
Reference Value = 6.411 V/m; Power Drift = 0.07 dB
Peak SAR (extrapolated) = 0.392 W/kg
SAR(1 g) = 0.250 W/kg; SAR(10 g) = 0.164 W/kg
Maximum value of SAR (measured) = 0.340 W/kg

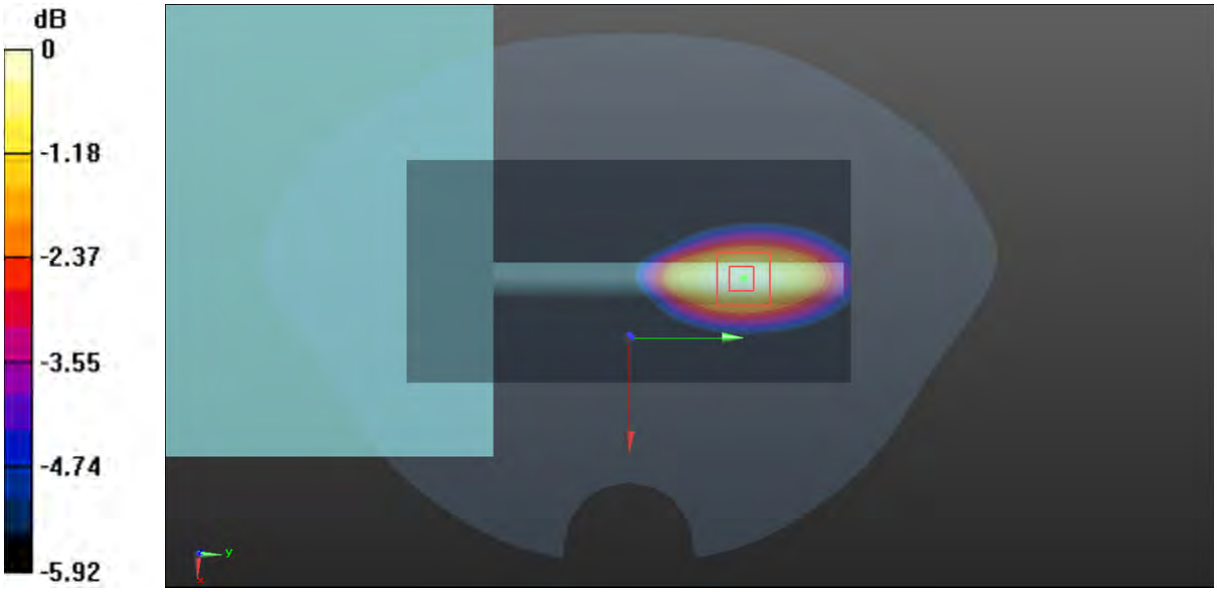

0 dB = 0.340 W/kg = -4.69 dBW/kg

Test Plot 22#: SDR 900M_1.4MHz Mid_ Handheld Top

DUT: Autel Smart Controller V3; Type: EP9-3; Serial: CR22060045-SA-S1

Communication System: CW; Frequency: 915 MHz;Duty Cycle: 1:1
Medium parameters used: f = 915 MHz; σ = 0.981 S/m; ε_r = 41.408; ρ = 1000 kg/m^3
Phantom section: Flat Section

DASY5 Configuration:

- Probe: EX3DV4 - SN7329; ConvF(9.68, 9.68, 9.68) @ 915 MHz; Calibrated: 2021/12/31
- Sensor-Surface: 1.4mm (Mechanical Surface Detection)
- Electronics: DAE4 Sn1354; Calibrated: 2021/9/1
- Phantom: Twin SAM; Type: Twin SAM V5.0; Serial: TP:1412
- Measurement SW: DASY52, Version 52.10 (2); SEMCAD X Version 14.6.12 (7470)

Area Scan (101x61x1): Interpolated grid: dx=1.500 mm, dy=1.500 mm
Maximum value of SAR (interpolated) = 0.344 W/kg

Zoom Scan (5x5x4)/Cube 0: Measurement grid: dx=8mm, dy=8mm, dz=5mm
Reference Value = 1.986 V/m; Power Drift = 0.16 dB
Peak SAR (extrapolated) = 0.401 W/kg
SAR(1 g) = 0.251 W/kg; SAR(10 g) = 0.162 W/kg
Maximum value of SAR (measured) = 0.344 W/kg

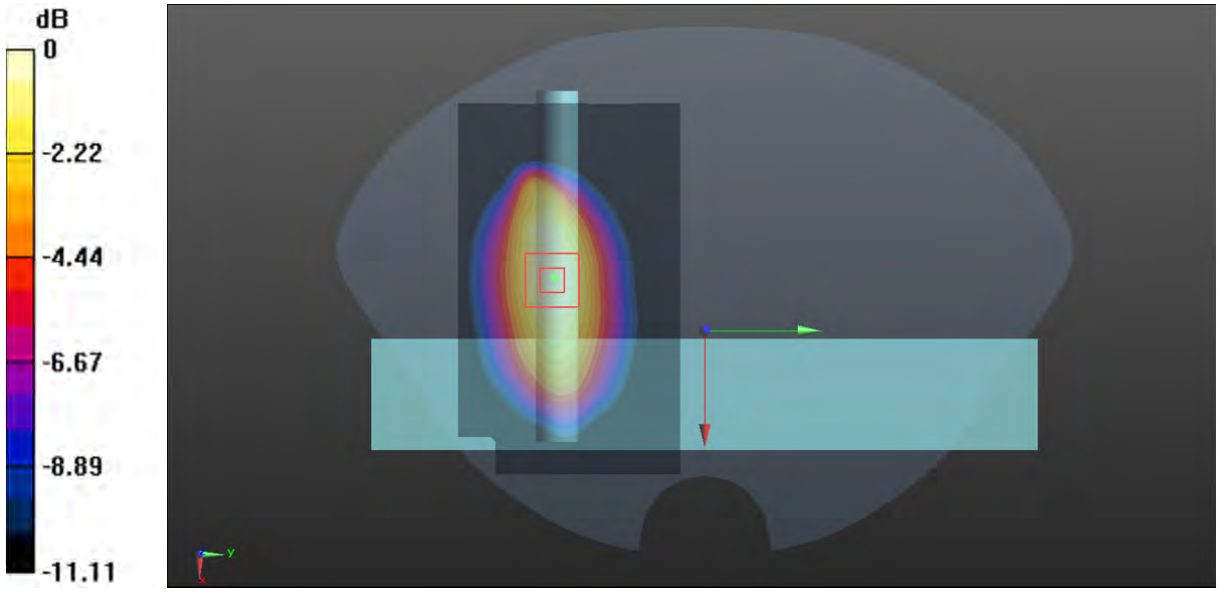

0 dB = 0.344 W/kg = -4.63 dBW/kg

Test Plot 23#: SDR 900M_1.4MHz Mid_ Body Back

DUT: Autel Smart Controller V3; Type: EP9-3; Serial: CR22060045-SA-S1

Communication System: CW; Frequency: 915 MHz;Duty Cycle: 1:1
Medium parameters used: f = 915 MHz; σ = 0.981 S/m; ε_r = 41.408; ρ = 1000 kg/m^3
Phantom section: Flat Section

DASY5 Configuration:

- Probe: EX3DV4 - SN7329; ConvF(9.68, 9.68, 9.68) @ 915 MHz; Calibrated: 2021/12/31
- Sensor-Surface: 1.4mm (Mechanical Surface Detection)
- Electronics: DAE4 Sn1354; Calibrated: 2021/9/1
- Phantom: Twin SAM; Type: Twin SAM V5.0; Serial: TP:1412
- Measurement SW: DASY52, Version 52.10 (2); SEMCAD X Version 14.6.12 (7470)

Area Scan (61x121x1): Interpolated grid: dx=1.500 mm, dy=1.500 mm
Maximum value of SAR (interpolated) = 0.238 W/kg

Zoom Scan (5x5x4)/Cube 0: Measurement grid: dx=8mm, dy=8mm, dz=5mm
Reference Value = 3.521 V/m; Power Drift = 0.05 dB
Peak SAR (extrapolated) = 0.267 W/kg
SAR(1 g) = 0.183 W/kg; SAR(10 g) = 0.127 W/kg
Maximum value of SAR (measured) = 0.236 W/kg

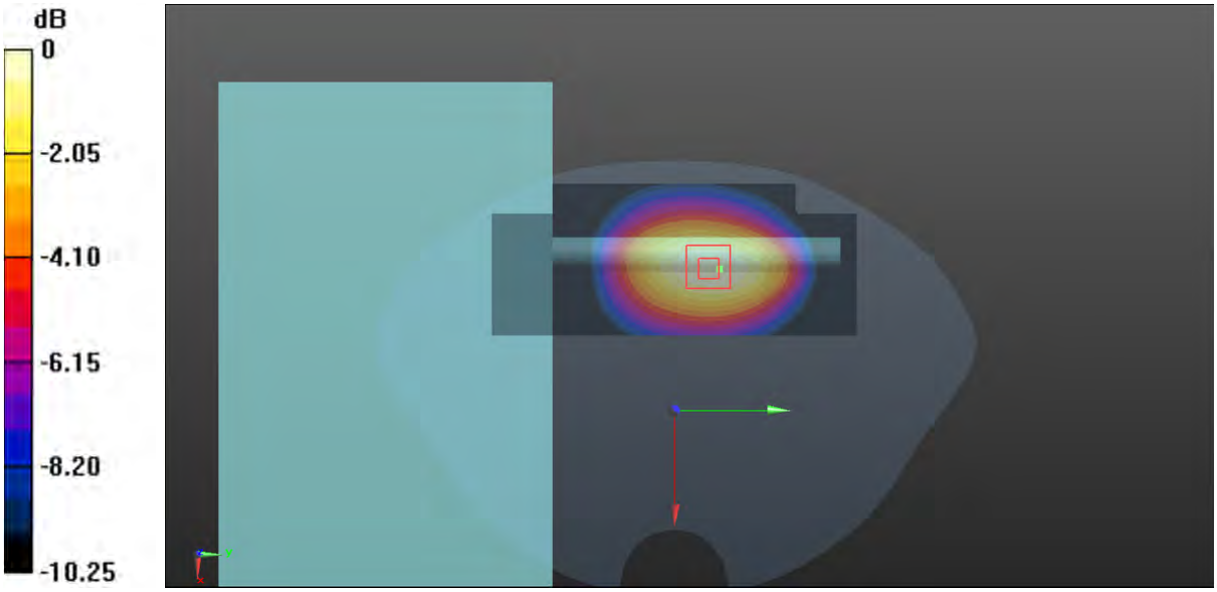

0 dB = 0.236 W/kg = -6.27 dBW/kg

Test Plot 24#: SDR 900M_1.4MHz Low _ Body Front

DUT: Autel Smart Controller V3; Type: EP9-3; Serial: CR22060045-SA-S1

Communication System: CW; Frequency: 904 MHz;Duty Cycle: 1:1
Medium parameters used: f = 904 MHz; σ = 0.964 S/m; ε_r = 41.641; ρ = 1000 kg/m^3
Phantom section: Flat Section

DASY5 Configuration:

- Probe: EX3DV4 - SN7329; ConvF(9.68, 9.68, 9.68) @ 904 MHz; Calibrated: 2021/12/31
- Sensor-Surface: 1.4mm (Mechanical Surface Detection)
- Electronics: DAE4 Sn1354; Calibrated: 2021/9/1
- Phantom: Twin SAM; Type: Twin SAM V5.0; Serial: TP:1412
- Measurement SW: DASY52, Version 52.10 (2); SEMCAD X Version 14.6.12 (7470)

Area Scan (61x121x1): Interpolated grid: dx=1.500 mm, dy=1.500 mm
Maximum value of SAR (interpolated) = 0.334 W/kg

Zoom Scan (5x5x4)/Cube 0: Measurement grid: dx=8mm, dy=8mm, dz=5mm
Reference Value = 14.80 V/m; Power Drift = -0.03 dB
Peak SAR (extrapolated) = 0.379 W/kg
SAR(1 g) = 0.248 W/kg; SAR(10 g) = 0.167 W/kg
Maximum value of SAR (measured) = 0.330 W/kg

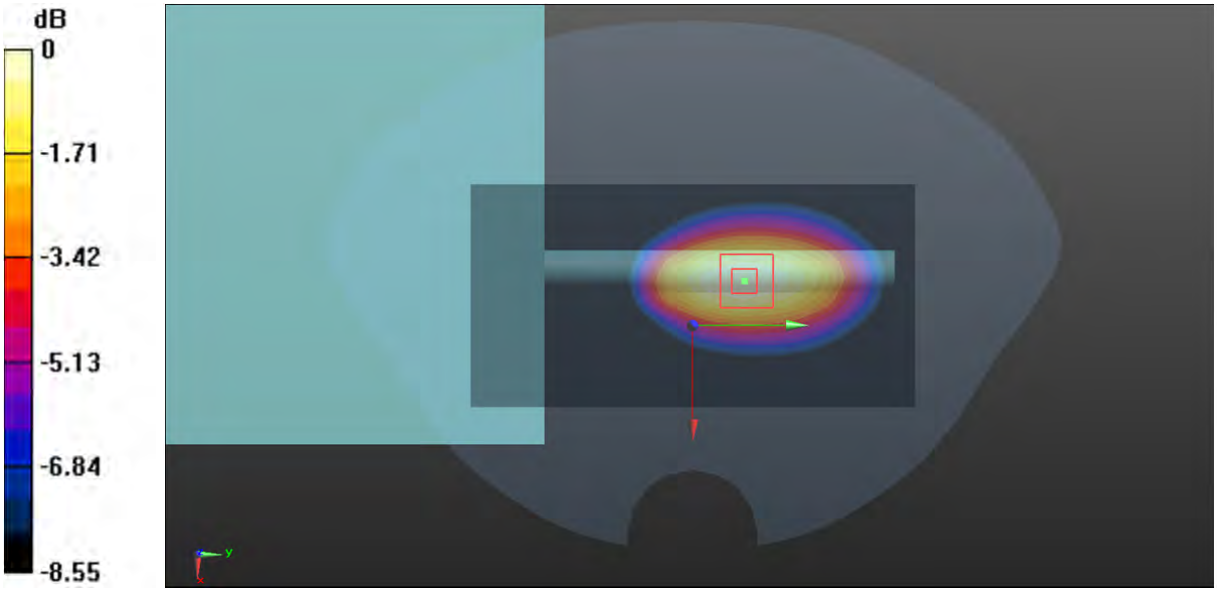

0 dB = 0.330 W/kg = -4.81 dBW/kg

Test Plot 25#: SDR 900M_1.4MHz Mid_ Body Front

DUT: Autel Smart Controller V3; Type: EP9-3; Serial: CR22060045-SA-S1

Communication System: CW; Frequency: 915 MHz;Duty Cycle: 1:1
Medium parameters used: f = 915 MHz; σ = 0.981 S/m; ε_r = 41.408; ρ = 1000 kg/m^3
Phantom section: Flat Section

DASY5 Configuration:

- Probe: EX3DV4 - SN7329; ConvF(9.68, 9.68, 9.68) @ 915 MHz; Calibrated: 2021/12/31
- Sensor-Surface: 1.4mm (Mechanical Surface Detection)
- Electronics: DAE4 Sn1354; Calibrated: 2021/9/1
- Phantom: Twin SAM; Type: Twin SAM V5.0; Serial: TP:1412
- Measurement SW: DASY52, Version 52.10 (2); SEMCAD X Version 14.6.12 (7470)

Area Scan (61x121x1): Interpolated grid: dx=1.500 mm, dy=1.500 mm
Maximum value of SAR (interpolated) = 0.278 W/kg

Zoom Scan (5x5x4)/Cube 0: Measurement grid: dx=8mm, dy=8mm, dz=5mm
Reference Value = 15.44 V/m; Power Drift = 0.03 dB
Peak SAR (extrapolated) = 0.319 W/kg
SAR(1 g) = 0.217 W/kg; SAR(10 g) = 0.150 W/kg
Maximum value of SAR (measured) = 0.284 W/kg

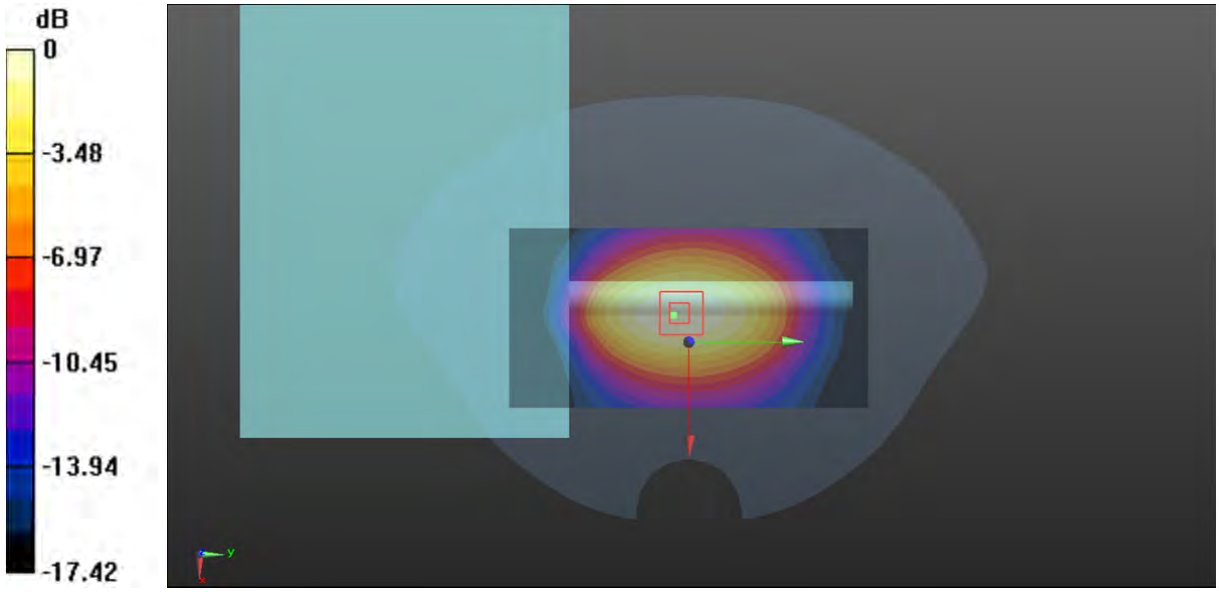

0 dB = 0.284 W/kg = -5.47 dBW/kg

Test Plot 26#: SDR 900M_1.4MHz High_ Body Front

DUT: Autel Smart Controller V3; Type: EP9-3; Serial: CR22060045-SA-S1

Communication System: CW; Frequency: 926 MHz;Duty Cycle: 1:1
Medium parameters used: f = 926 MHz; σ = 0.996 S/m; ε_r = 41.336; ρ = 1000 kg/m^3
Phantom section: Flat Section

DASY5 Configuration:

- Probe: EX3DV4 - SN7329; ConvF(9.68, 9.68, 9.68) @ 926 MHz; Calibrated: 2021/12/31
- Sensor-Surface: 1.4mm (Mechanical Surface Detection)
- Electronics: DAE4 Sn1354; Calibrated: 2021/9/1
- Phantom: Twin SAM; Type: Twin SAM V5.0; Serial: TP:1412
- Measurement SW: DASY52, Version 52.10 (2); SEMCAD X Version 14.6.12 (7470)

Area Scan (61x121x1): Interpolated grid: dx=1.500 mm, dy=1.500 mm
Maximum value of SAR (interpolated) = 0.295 W/kg

Zoom Scan (5x5x4)/Cube 0: Measurement grid: dx=8mm, dy=8mm, dz=5mm
Reference Value = 15.97 V/m; Power Drift = -0.10 dB
Peak SAR (extrapolated) = 0.338 W/kg
SAR(1 g) = 0.228 W/kg; SAR(10 g) = 0.157 W/kg
Maximum value of SAR (measured) = 0.299 W/kg

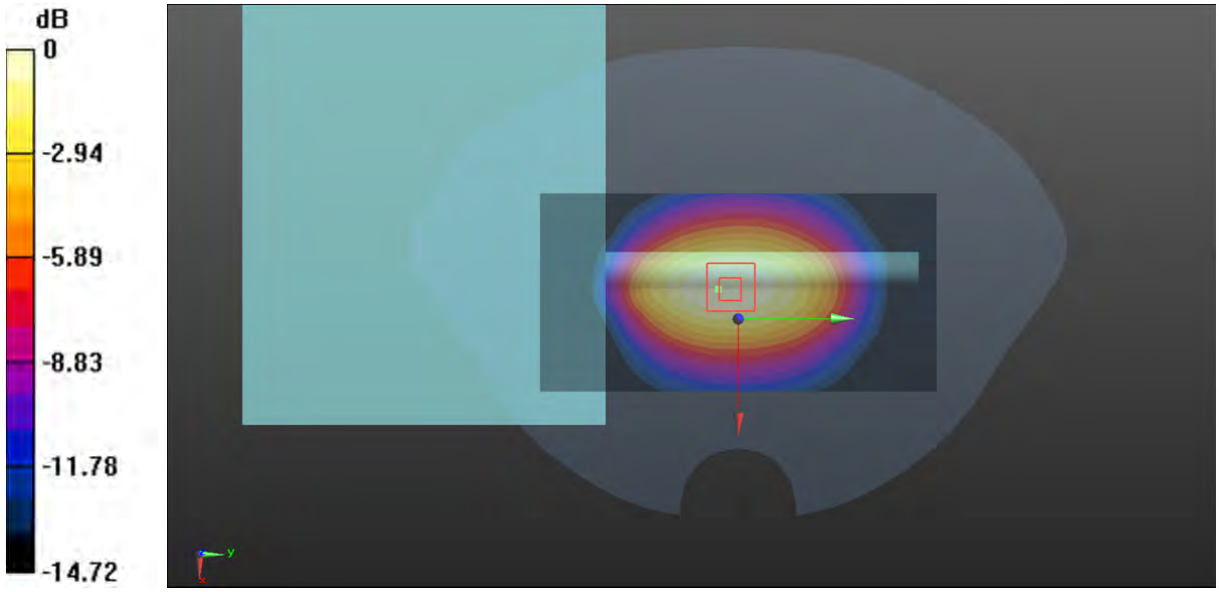

0 dB = 0.299 W/kg = -5.24 dBW/kg

Test Plot 27#: SDR 900M_20MHz Mid_ Body Front

DUT: Autel Smart Controller V3; Type: EP9-3; Serial: CR22060045-SA-S1

Communication System: CW; Frequency: 915 MHz;Duty Cycle: 1:1
Medium parameters used: f = 915 MHz; σ = 0.981 S/m; ε_r = 41.408; ρ = 1000 kg/m^3
Phantom section: Flat Section

DASY5 Configuration:

- Probe: EX3DV4 - SN7329; ConvF(9.68, 9.68, 9.68) @ 915 MHz; Calibrated: 2021/12/31
- Sensor-Surface: 1.4mm (Mechanical Surface Detection)
- Electronics: DAE4 Sn1354; Calibrated: 2021/9/1
- Phantom: Twin SAM; Type: Twin SAM V5.0; Serial: TP:1412
- Measurement SW: DASY52, Version 52.10 (2); SEMCAD X Version 14.6.12 (7470)

Area Scan (61x121x1): Interpolated grid: dx=1.500 mm, dy=1.500 mm
Maximum value of SAR (interpolated) = 0.264 W/kg

Zoom Scan (5x5x4)/Cube 0: Measurement grid: dx=8mm, dy=8mm, dz=5mm
Reference Value = 15.32 V/m; Power Drift = -0.09 dB
Peak SAR (extrapolated) = 0.306 W/kg
SAR(1 g) = 0.206 W/kg; SAR(10 g) = 0.143 W/kg
Maximum value of SAR (measured) = 0.271 W/kg

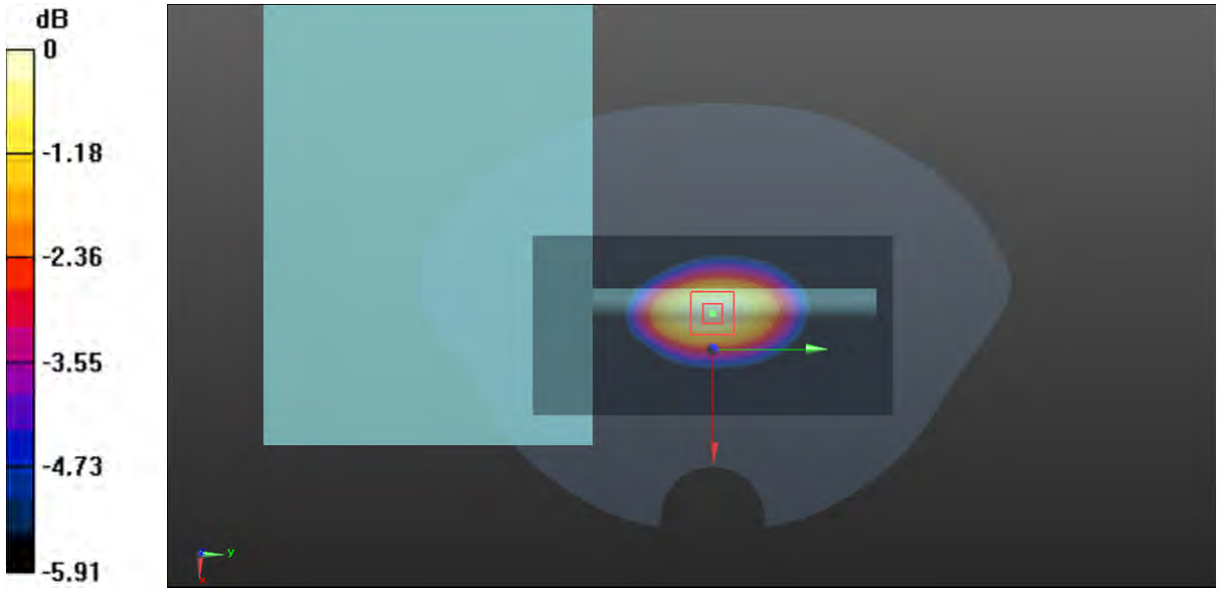

0 dB = 0.271 W/kg = -5.67 dBW/kg

Test Plot 28#: SDR 900M_1.4MHz Mid_ Body Top

DUT: Autel Smart Controller V3; Type: EP9-3; Serial: CR22060045-SA-S1

Communication System: CW; Frequency: 915 MHz;Duty Cycle: 1:1
Medium parameters used: f = 915 MHz; σ = 0.981 S/m; ε_r = 41.408; ρ = 1000 kg/m^3
Phantom section: Flat Section

DASY5 Configuration:

- Probe: EX3DV4 - SN7329; ConvF(9.68, 9.68, 9.68) @ 915 MHz; Calibrated: 2021/12/31
- Sensor-Surface: 1.4mm (Mechanical Surface Detection)
- Electronics: DAE4 Sn1354; Calibrated: 2021/9/1
- Phantom: Twin SAM; Type: Twin SAM V5.0; Serial: TP:1412
- Measurement SW: DASY52, Version 52.10 (2); SEMCAD X Version 14.6.12 (7470)

Area Scan (101x61x1): Interpolated grid: dx=1.500 mm, dy=1.500 mm
Maximum value of SAR (interpolated) = 0.216 W/kg

Zoom Scan (5x5x4)/Cube 0: Measurement grid: dx=8mm, dy=8mm, dz=5mm
Reference Value = 2.705 V/m; Power Drift = 0.02 dB
Peak SAR (extrapolated) = 0.242 W/kg
SAR(1 g) = 0.168 W/kg; SAR(10 g) = 0.117 W/kg
Maximum value of SAR (measured) = 0.217 W/kg

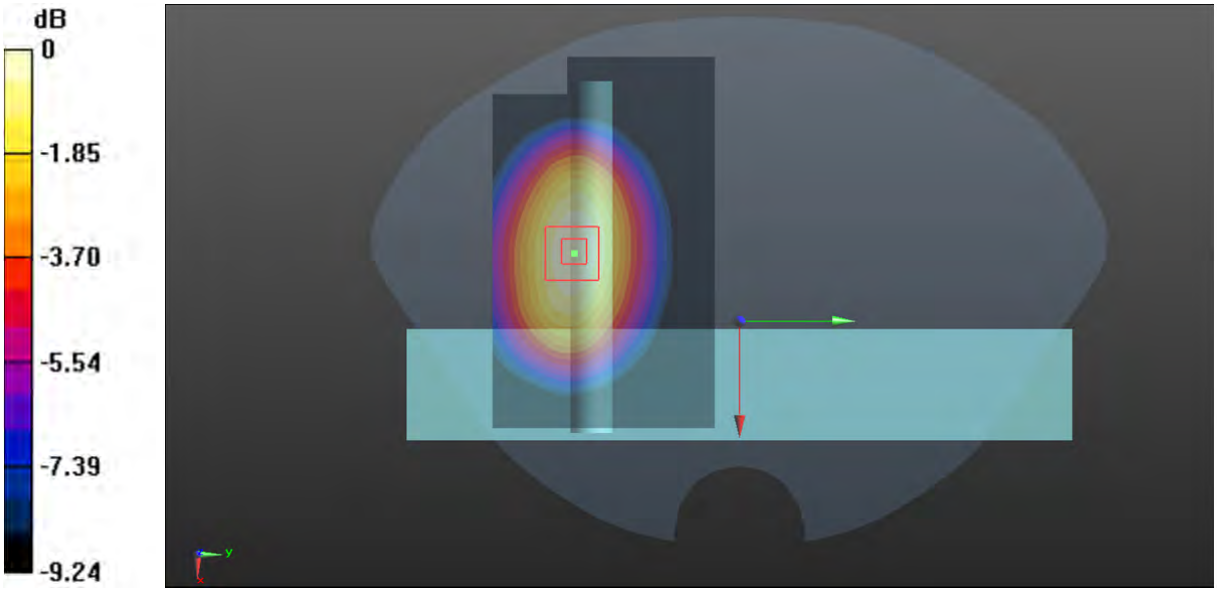

0 dB = 0.217 W/kg = -6.64 dBW/kg

Test Plot 29#: SDR 5.8G_1.4MHz Mid_ Handheld Back

DUT: Autel Smart Controller V3; Type: EP9-3; Serial: CR22060045-SA-S1

Communication System: 5G SDR; Frequency: 5788 MHz;Duty Cycle: 1:1
Medium parameters used: f = 5788 MHz; σ = 5.245 S/m; ε_r = 35.336; ρ = 1000 kg/m^3
Phantom section: Flat Section

DASY5 Configuration:

- Probe: EX3DV4 - SN7329; ConvF(4.75, 4.75, 4.75) @ 5788 MHz; Calibrated: 2021/12/31
- Sensor-Surface: 1.4mm (Mechanical Surface Detection)
- Electronics: DAE4 Sn1354; Calibrated: 2021/9/1
- Phantom: Twin SAM; Type: Twin SAM V5.0; Serial: TP:1412
- Measurement SW: DASY52, Version 52.10 (2); SEMCAD X Version 14.6.12 (7470)

Area Scan (101x181x1): Interpolated grid: dx=1.000 mm, dy=1.000 mm
Maximum value of SAR (interpolated) = 5.43 W/kg

Zoom Scan (7x7x6)/Cube 0: Measurement grid: dx=4mm, dy=4mm, dz=2mm
Reference Value = 2.080 V/m; Power Drift = 0.02 dB
Peak SAR (extrapolated) = 7.92 W/kg
SAR(1 g) = 2.07 W/kg; SAR(10 g) = 0.736 W/kg
Maximum value of SAR (measured) = 4.70 W/kg

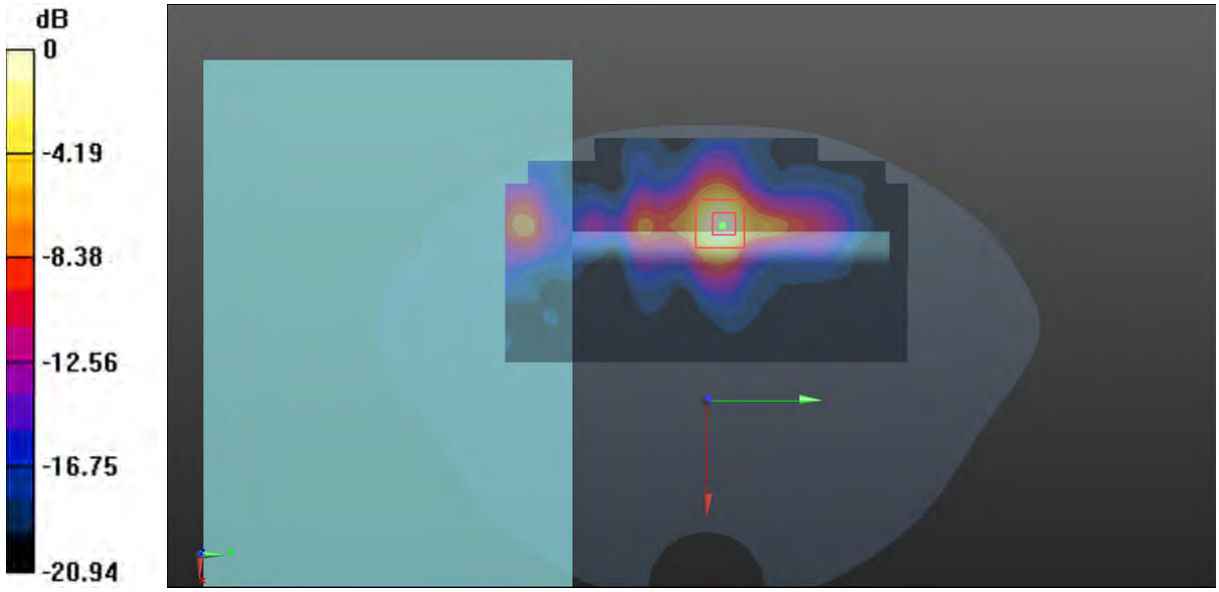

0 dB = 4.70 W/kg = 6.72 dBW/kg

Test Plot 30#: SDR 5.8G_1.4MHz Mid_ Handheld Back With Antenna Fold

DUT: Autel Smart Controller V3; Type: EP9-3; Serial: CR22060045-SA-S1

Communication System: 5G SDR; Frequency: 5788 MHz;Duty Cycle: 1:1
Medium parameters used: f = 5788 MHz; σ = 5.245 S/m; ε_r = 35.336; ρ = 1000 kg/m^3
Phantom section: Flat Section

DASY5 Configuration:

- Probe: EX3DV4 - SN7329; ConvF(4.75, 4.75, 4.75) @ 5788 MHz; Calibrated: 2021/12/31
- Sensor-Surface: 1.4mm (Mechanical Surface Detection)
- Electronics: DAE4 Sn1354; Calibrated: 2021/9/1
- Phantom: Twin SAM; Type: Twin SAM V5.0; Serial: TP:1412
- Measurement SW: DASY52, Version 52.10 (2); SEMCAD X Version 14.6.12 (7470)

Area Scan (81x101x1): Interpolated grid: dx=1.000 mm, dy=1.000 mm
Maximum value of SAR (interpolated) = 0.574 W/kg

Zoom Scan (7x7x6)/Cube 0: Measurement grid: dx=4mm, dy=4mm, dz=2mm
Reference Value = 3.049 V/m; Power Drift = 0.02 dB
Peak SAR (extrapolated) = 1.01 W/kg
SAR(1 g) = 0.287 W/kg; SAR(10 g) = 0.139 W/kg
Maximum value of SAR (measured) = 0.595 W/kg



0 dB = 0.595 W/kg = -2.25 dBW/kg

Test Plot 31#: SDR 5.8G_1.4MHz Mid_ Handheld Front

DUT: Autel Smart Controller V3; Type: EP9-3; Serial: CR22060045-SA-S1

Communication System: 5G SDR; Frequency: 5788 MHz;Duty Cycle: 1:1
Medium parameters used: f = 5788 MHz; σ = 5.245 S/m; ε_r = 35.336; ρ = 1000 kg/m^3
Phantom section: Flat Section

DASY5 Configuration:

- Probe: EX3DV4 - SN7329; ConvF(4.75, 4.75, 4.75) @ 5788 MHz; Calibrated: 2021/12/31
- Sensor-Surface: 1.4mm (Mechanical Surface Detection)
- Electronics: DAE4 Sn1354; Calibrated: 2021/9/1
- Phantom: Twin SAM; Type: Twin SAM V5.0; Serial: TP:1412
- Measurement SW: DASY52, Version 52.10 (2); SEMCAD X Version 14.6.12 (7470)

Area Scan (101x151x1): Interpolated grid: dx=1.000 mm, dy=1.000 mm
Maximum value of SAR (interpolated) = 0.610 W/kg

Zoom Scan (7x7x6)/Cube 0: Measurement grid: dx=4mm, dy=4mm, dz=2mm
Reference Value = 7.237 V/m; Power Drift = -0.09 dB
Peak SAR (extrapolated) = 1.03 W/kg
SAR(1 g) = 0.278 W/kg; SAR(10 g) = 0.124 W/kg
Maximum value of SAR (measured) = 0.605 W/kg

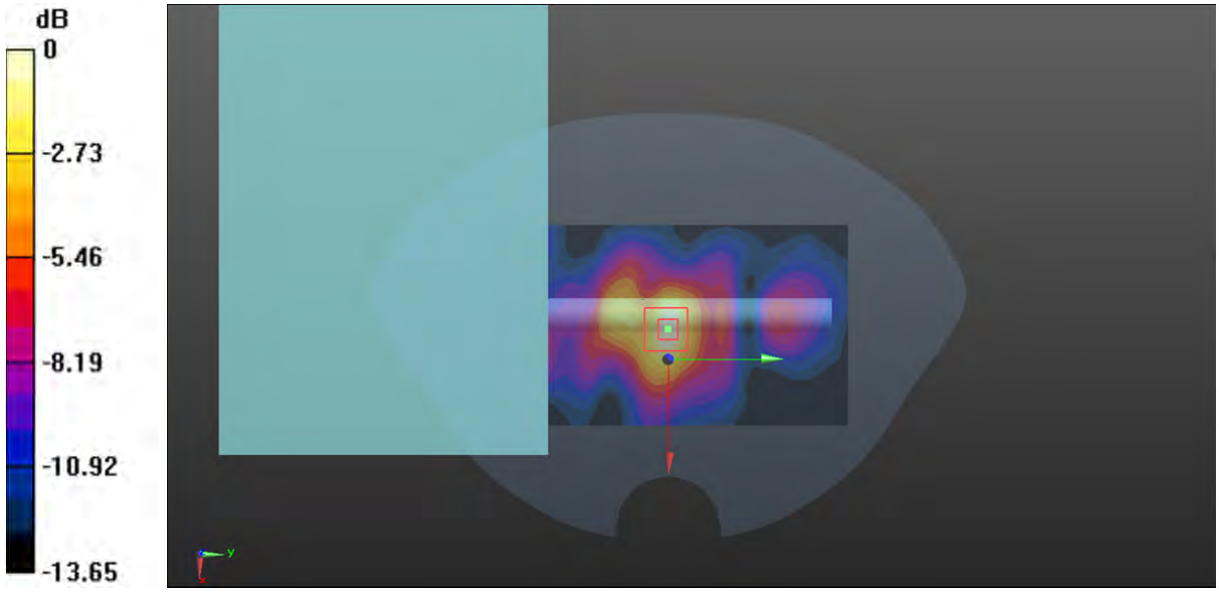

0 dB = 0.605 W/kg = -2.18 dBW/kg

Test Plot 32#: SDR 5.8G_1.4MHz Low_ Handheld Top

DUT: Autel Smart Controller V3; Type: EP9-3; Serial: CR22060045-SA-S1

Communication System: 5G SDR; Frequency: 5728 MHz;Duty Cycle: 1:1
Medium parameters used: f = 5728 MHz; σ = 5.192 S/m; ε_r = 35.454; ρ = 1000 kg/m^3
Phantom section: Flat Section

DASY5 Configuration:

- Probe: EX3DV4 - SN7329; ConvF(4.75, 4.75, 4.75) @ 5728 MHz; Calibrated: 2021/12/31
- Sensor-Surface: 1.4mm (Mechanical Surface Detection)
- Electronics: DAE4 Sn1354; Calibrated: 2021/9/1
- Phantom: Twin SAM; Type: Twin SAM V5.0; Serial: TP:1412
- Measurement SW: DASY52, Version 52.10 (2); SEMCAD X Version 14.6.12 (7470)

Area Scan (161x91x1): Interpolated grid: dx=1.000 mm, dy=1.000 mm
Maximum value of SAR (interpolated) = 9.67 W/kg

Zoom Scan (7x7x6)/Cube 0: Measurement grid: dx=4mm, dy=4mm, dz=2mm
Reference Value = 2.081 V/m; Power Drift = 0.03 dB
Peak SAR (extrapolated) = 16.0 W/kg
SAR(1 g) = 3.6 W/kg; SAR(10 g) = 0.927 W/kg
Maximum value of SAR (measured) = 9.19 W/kg

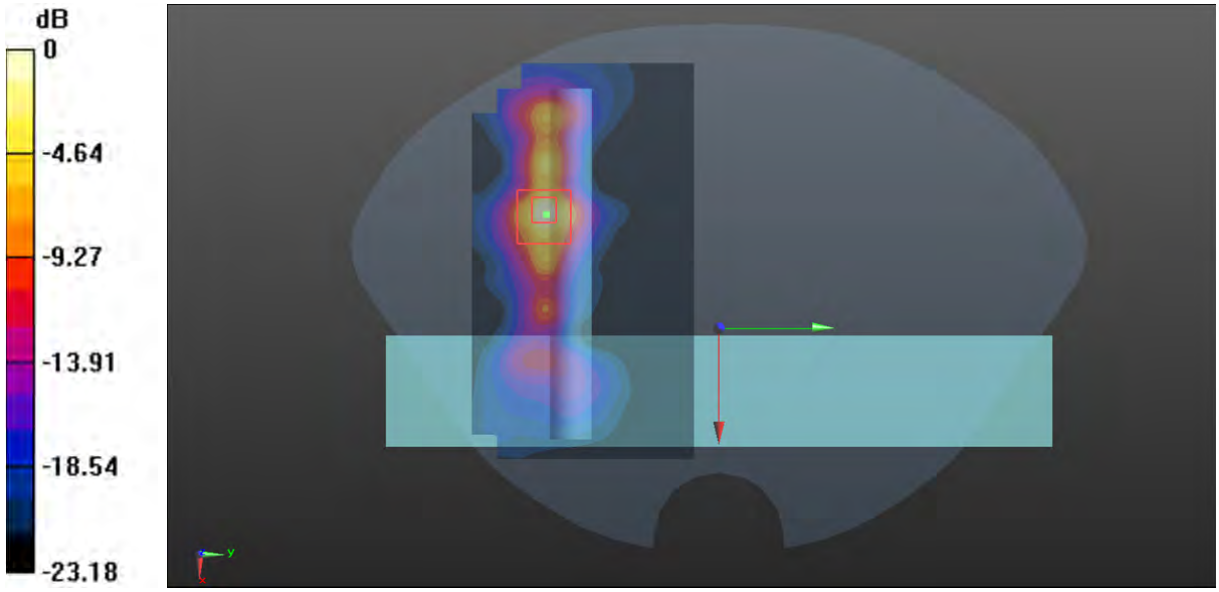

0 dB = 9.19 W/kg = 9.63 dBW/kg

Test Plot 33#: SDR 5.8G_1.4MHz Mid_ Handheld Top

DUT: Autel Smart Controller V3; Type: EP9-3; Serial: CR22060045-SA-S1

Communication System: 5G SDR; Frequency: 5788 MHz;Duty Cycle: 1:1
Medium parameters used: f = 5788 MHz; σ = 5.245 S/m; ε_r = 35.336; ρ = 1000 kg/m^3
Phantom section: Flat Section

DASY5 Configuration:

- Probe: EX3DV4 - SN7329; ConvF(4.75, 4.75, 4.75) @ 5788 MHz; Calibrated: 2021/12/31
- Sensor-Surface: 1.4mm (Mechanical Surface Detection)
- Electronics: DAE4 Sn1354; Calibrated: 2021/9/1
- Phantom: Twin SAM; Type: Twin SAM V5.0; Serial: TP:1412
- Measurement SW: DASY52, Version 52.10 (2); SEMCAD X Version 14.6.12 (7470)

Area Scan (161x91x1): Interpolated grid: dx=1.000 mm, dy=1.000 mm
Maximum value of SAR (interpolated) = 9.09 W/kg

Zoom Scan (7x7x6)/Cube 0: Measurement grid: dx=4mm, dy=4mm, dz=2mm
Reference Value = 2.249 V/m; Power Drift = 0.10 dB
Peak SAR (extrapolated) = 17.5 W/kg
SAR(1 g) = 3.71 W/kg; SAR(10 g) = 0.918 W/kg
Maximum value of SAR (measured) = 9.77 W/kg

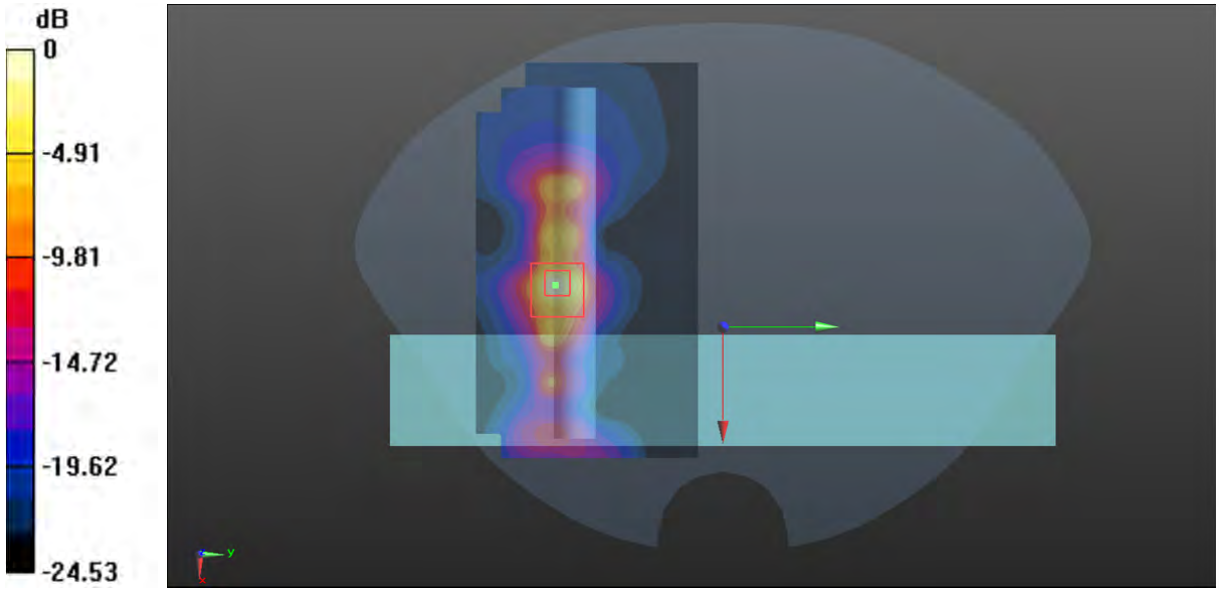

0 dB = 9.77 W/kg = 9.90 dBW/kg

Test Plot 34#: SDR 5.8G_1.4MHz High_ Handheld Top

DUT: Autel Smart Controller V3; Type: EP9-3; Serial: CR22060045-SA-S1

Communication System: 5G SDR; Frequency: 5847 MHz;Duty Cycle: 1:1
Medium parameters used: f = 5847 MHz; σ = 5.342 S/m; ε_r = 35.239; ρ = 1000 kg/m^3
Phantom section: Flat Section

DASY5 Configuration:

- Probe: EX3DV4 - SN7329; ConvF(4.75, 4.75, 4.75) @ 5847 MHz; Calibrated: 2021/12/31
- Sensor-Surface: 1.4mm (Mechanical Surface Detection)
- Electronics: DAE4 Sn1354; Calibrated: 2021/9/1
- Phantom: Twin SAM; Type: Twin SAM V5.0; Serial: TP:1412
- Measurement SW: DASY52, Version 52.10 (2); SEMCAD X Version 14.6.12 (7470)

Area Scan (161x91x1): Interpolated grid: dx=1.000 mm, dy=1.000 mm
Maximum value of SAR (interpolated) = 5.63 W/kg

Zoom Scan (7x7x6)/Cube 0: Measurement grid: dx=4mm, dy=4mm, dz=2mm
Reference Value = 2.273 V/m; Power Drift = 0.14 dB
Peak SAR (extrapolated) = 12.6 W/kg
SAR(1 g) = 2.68 W/kg; SAR(10 g) = 0.672 W/kg
Maximum value of SAR (measured) = 6.73 W/kg

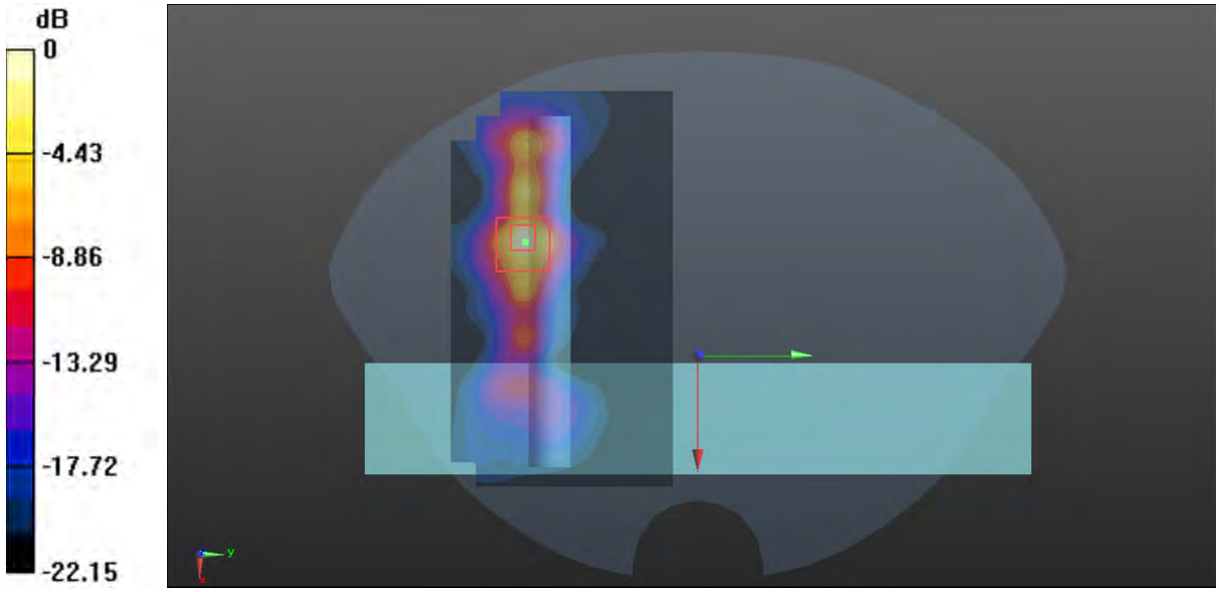

0 dB = 6.73 W/kg = 8.28 dBW/kg

Test Plot 35#: SDR 5.8G_20MHz Mid_ Handheld Top

DUT: Autel Smart Controller V3; Type: EP9-3; Serial: CR22060045-SA-S1

Communication System: 5G SDR; Frequency: 5789 MHz;Duty Cycle: 1:1
Medium parameters used: f = 5789 MHz; σ = 5.257 S/m; ε_r = 35.295; ρ = 1000 kg/m^3
Phantom section: Flat Section

DASY5 Configuration:

- Probe: EX3DV4 - SN7329; ConvF(4.75, 4.75, 4.75) @ 5789 MHz; Calibrated: 2021/12/31
- Sensor-Surface: 1.4mm (Mechanical Surface Detection)
- Electronics: DAE4 Sn1354; Calibrated: 2021/9/1
- Phantom: Twin SAM; Type: Twin SAM V5.0; Serial: TP:1412
- Measurement SW: DASY52, Version 52.10 (2); SEMCAD X Version 14.6.12 (7470)

Area Scan (161x91x1): Interpolated grid: dx=1.000 mm, dy=1.000 mm
Maximum value of SAR (interpolated) = 8.60 W/kg

Zoom Scan (7x7x6)/Cube 0: Measurement grid: dx=4mm, dy=4mm, dz=2mm
Reference Value = 2.362 V/m; Power Drift = 0.04 dB
Peak SAR (extrapolated) = 14.7 W/kg
SAR(1 g) = 3.4 W/kg; SAR(10 g) = 0.845 W/kg
Maximum value of SAR (measured) = 9.16 W/kg

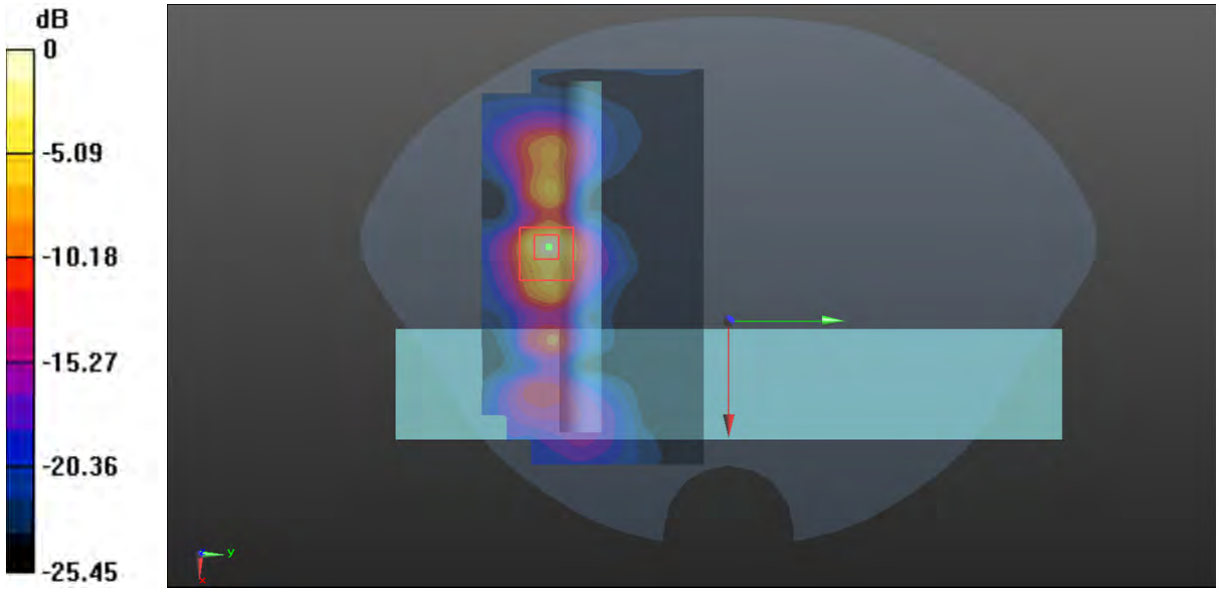

0 dB = 9.16 W/kg = 9.62 dBW/kg

Test Plot 36#: SDR 5.8G_1.4MHz Low_ Body Back

DUT: Autel Smart Controller V3; Type: EP9-3; Serial: CR22060045-SA-S1

Communication System: 5G SDR; Frequency: 5728 MHz;Duty Cycle: 1:1
Medium parameters used: f = 5728 MHz; σ = 5.192 S/m; ε_r = 35.454; ρ = 1000 kg/m^3
Phantom section: Flat Section

DASY5 Configuration:

- Probe: EX3DV4 - SN7329; ConvF(4.75, 4.75, 4.75) @ 5728 MHz; Calibrated: 2021/12/31
- Sensor-Surface: 1.4mm (Mechanical Surface Detection)
- Electronics: DAE4 Sn1354; Calibrated: 2021/9/1
- Phantom: Twin SAM; Type: Twin SAM V5.0; Serial: TP:1412
- Measurement SW: DASY52, Version 52.10 (2); SEMCAD X Version 14.6.12 (7470)

Area Scan (101x181x1): Interpolated grid: dx=1.000 mm, dy=1.000 mm
Maximum value of SAR (interpolated) = 2.38 W/kg

Zoom Scan (7x7x6)/Cube 0: Measurement grid: dx=4mm, dy=4mm, dz=2mm
Reference Value = 3.103 V/m; Power Drift = 0.06 dB
Peak SAR (extrapolated) = 3.56 W/kg
SAR(1 g) = 1.06 W/kg; SAR(10 g) = 0.446 W/kg
Maximum value of SAR (measured) = 2.32 W/kg

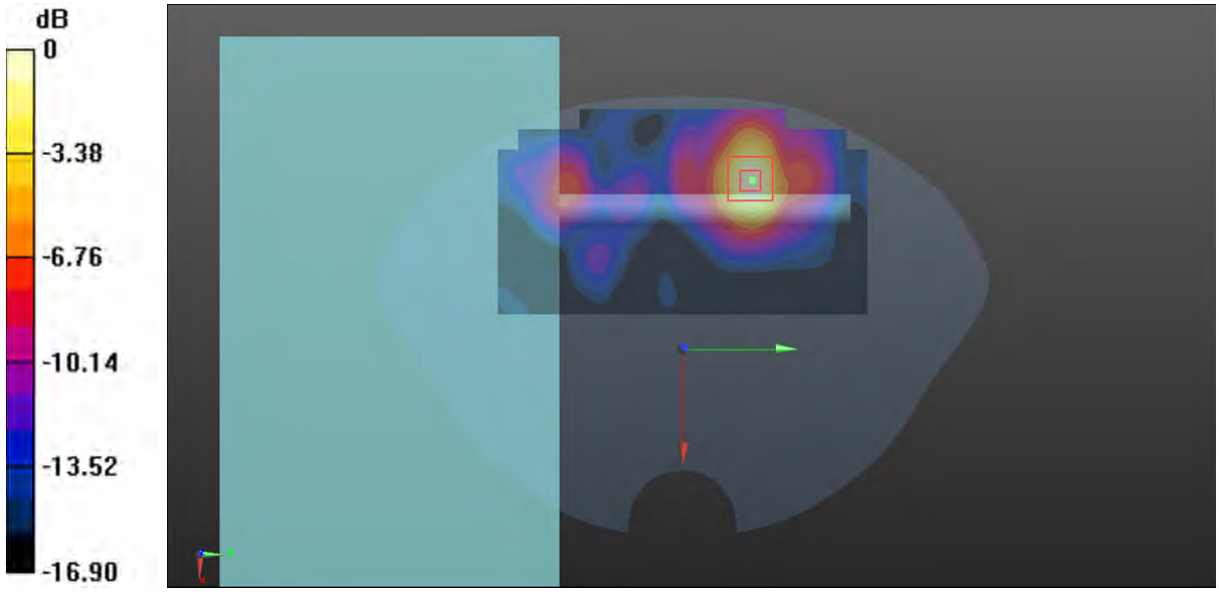

0 dB = 2.32 W/kg = 3.65 dBW/kg

Test Plot 37#: SDR 5.8G_1.4MHz Mid_Body Back

DUT: Autel Smart Controller V3; Type: EP9-3; Serial: CR22060045-SA-S1

Communication System: 5G SDR; Frequency: 5788 MHz;Duty Cycle: 1:1
Medium parameters used: f = 5788 MHz; σ = 5.245 S/m; ε_r = 35.336; ρ = 1000 kg/m^3
Phantom section: Flat Section

DASY5 Configuration:

- Probe: EX3DV4 - SN7329; ConvF(4.75, 4.75, 4.75) @ 5788 MHz; Calibrated: 2021/12/31
- Sensor-Surface: 1.4mm (Mechanical Surface Detection)
- Electronics: DAE4 Sn1354; Calibrated: 2021/9/1
- Phantom: Twin SAM; Type: Twin SAM V5.0; Serial: TP:1412
- Measurement SW: DASY52, Version 52.10 (2); SEMCAD X Version 14.6.12 (7470)

Area Scan (101x181x1): Interpolated grid: dx=1.000 mm, dy=1.000 mm
Maximum value of SAR (interpolated) = 2.64 W/kg

Zoom Scan (7x7x6)/Cube 0: Measurement grid: dx=4mm, dy=4mm, dz=2mm
Reference Value = 3.826 V/m; Power Drift = 0.04 dB
Peak SAR (extrapolated) = 3.89 W/kg
SAR(1 g) = 1.13 W/kg; SAR(10 g) = 0.447 W/kg
Maximum value of SAR (measured) = 2.44 W/kg

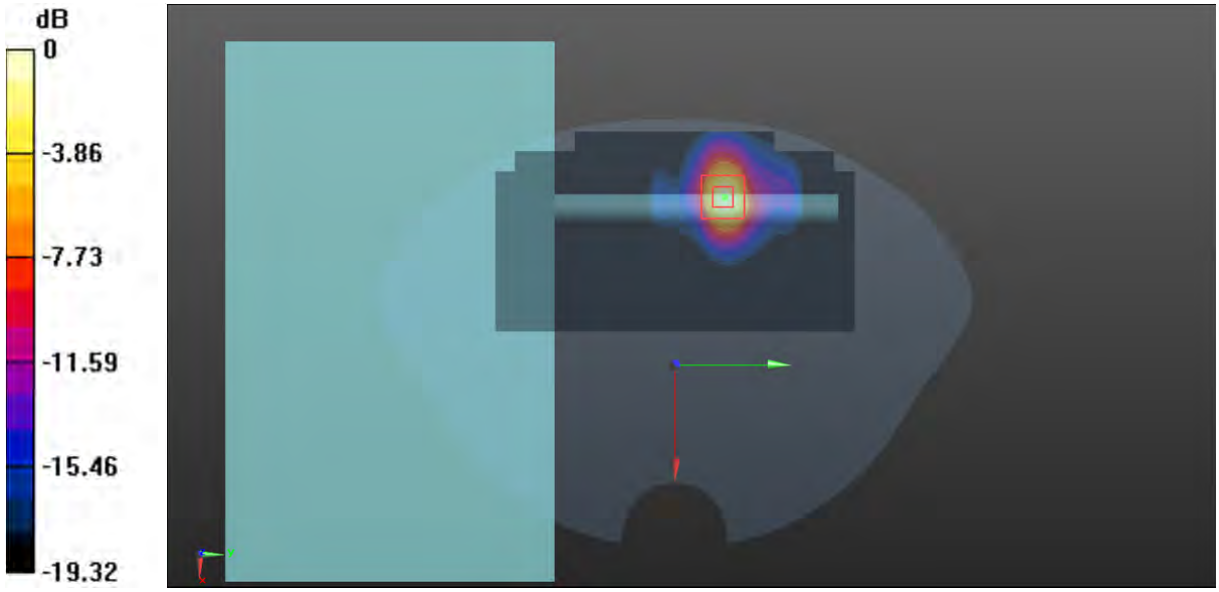

0 dB = 2.44 W/kg = 3.87 dBW/kg

Test Plot 38#: SDR 5.8G_1.4MHz High_ Body Back

DUT: Autel Smart Controller V3; Type: EP9-3; Serial: CR22060045-SA-S1

Communication System: 5G SDR; Frequency: 5847 MHz;Duty Cycle: 1:1
Medium parameters used: f = 5847 MHz; σ = 5.342 S/m; ε_r = 35.239; ρ = 1000 kg/m^3
Phantom section: Flat Section

DASY5 Configuration:

- Probe: EX3DV4 - SN7329; ConvF(4.75, 4.75, 4.75) @ 5847 MHz; Calibrated: 2021/12/31
- Sensor-Surface: 1.4mm (Mechanical Surface Detection)
- Electronics: DAE4 Sn1354; Calibrated: 2021/9/1
- Phantom: Twin SAM; Type: Twin SAM V5.0; Serial: TP:1412
- Measurement SW: DASY52, Version 52.10 (2); SEMCAD X Version 14.6.12 (7470)

Area Scan (101x181x1): Interpolated grid: dx=1.000 mm, dy=1.000 mm
Maximum value of SAR (interpolated) = 1.68 W/kg

Zoom Scan (7x7x6)/Cube 0: Measurement grid: dx=4mm, dy=4mm, dz=2mm
Reference Value = 3.070 V/m; Power Drift = 0.01 dB
Peak SAR (extrapolated) = 2.94 W/kg
SAR(1 g) = 0.861 W/kg; SAR(10 g) = 0.367 W/kg
Maximum value of SAR (measured) = 1.87 W/kg

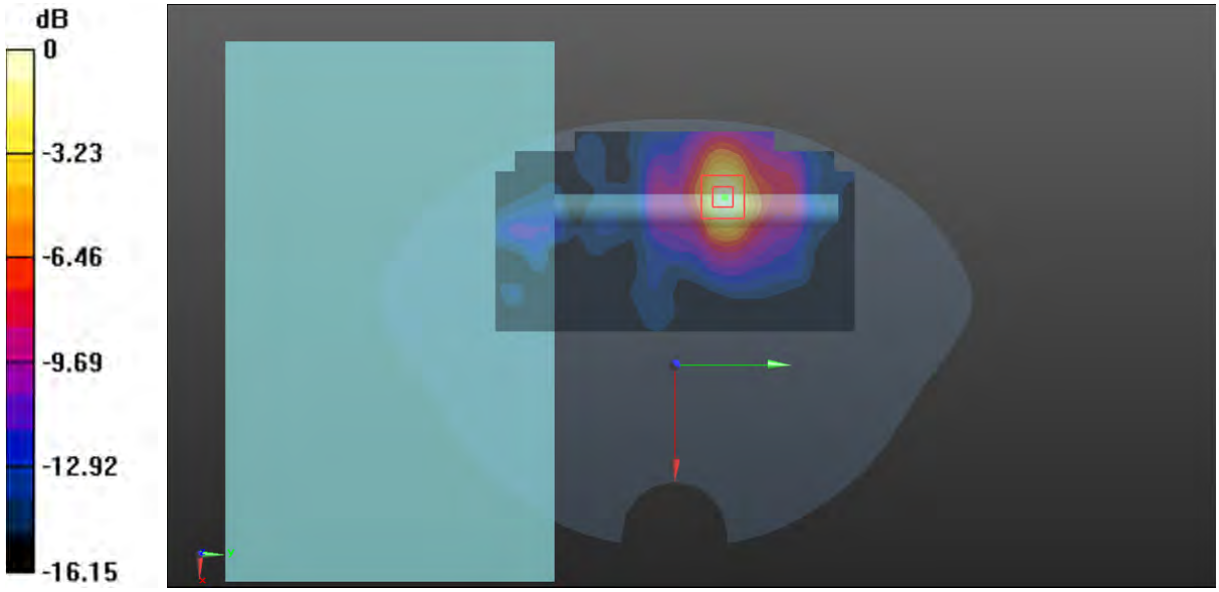

0 dB = 1.87 W/kg = 2.72 dBW/kg

Test Plot 39#: SDR 5.8G_1.4MHz Mid_ Body Back

DUT: Autel Smart Controller V3; Type: EP9-3; Serial: CR22060045-SA-S1

Communication System: 5G SDR; Frequency: 5788 MHz;Duty Cycle: 1:1
Medium parameters used: f = 5788 MHz; σ = 5.245 S/m; ε_r = 35.336; ρ = 1000 kg/m^3
Phantom section: Flat Section

DASY5 Configuration:

- Probe: EX3DV4 - SN7329; ConvF(4.75, 4.75, 4.75) @ 5788 MHz; Calibrated: 2021/12/31
- Sensor-Surface: 1.4mm (Mechanical Surface Detection)
- Electronics: DAE4 Sn1354; Calibrated: 2021/9/1
- Phantom: Twin SAM; Type: Twin SAM V5.0; Serial: TP:1412
- Measurement SW: DASY52, Version 52.10 (2); SEMCAD X Version 14.6.12 (7470)

Area Scan (81x101x1): Interpolated grid: dx=1.000 mm, dy=1.000 mm
Maximum value of SAR (interpolated) = 0.512 W/kg

Zoom Scan (7x7x6)/Cube 0: Measurement grid: dx=4mm, dy=4mm, dz=2mm
Reference Value = 2.740 V/m; Power Drift = 0.17 dB
Peak SAR (extrapolated) = 0.791 W/kg
SAR(1 g) = 0.237 W/kg; SAR(10 g) = 0.118 W/kg
Maximum value of SAR (measured) = 0.493 W/kg

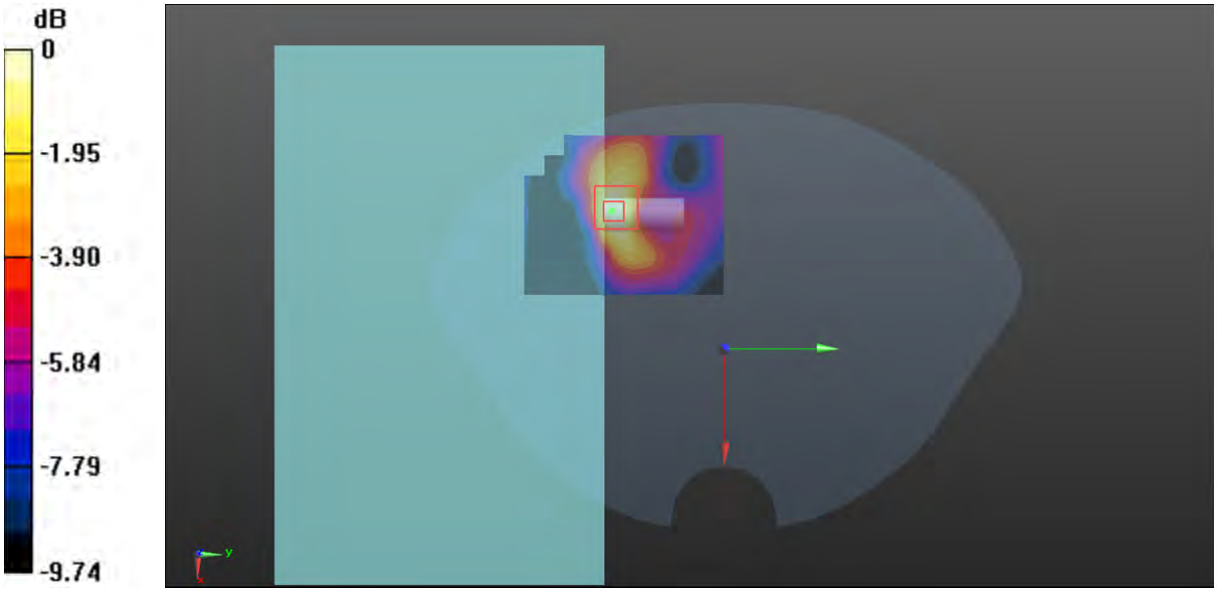

0 dB = 0.493 W/kg = -3.07 dBW/kg

Test Plot 40#: SDR 5.8G_1.4MHz Mid_ Body Front

DUT: Autel Smart Controller V3; Type: EP9-3; Serial: CR22060045-SA-S1

Communication System: 5G SDR; Frequency: 5788 MHz;Duty Cycle: 1:1
Medium parameters used: f = 5788 MHz; σ = 5.245 S/m; ε_r = 35.336; ρ = 1000 kg/m^3
Phantom section: Flat Section

DASY5 Configuration:

- Probe: EX3DV4 - SN7329; ConvF(4.75, 4.75, 4.75) @ 5788 MHz; Calibrated: 2021/12/31
- Sensor-Surface: 1.4mm (Mechanical Surface Detection)
- Electronics: DAE4 Sn1354; Calibrated: 2021/9/1
- Phantom: Twin SAM; Type: Twin SAM V5.0; Serial: TP:1412
- Measurement SW: DASY52, Version 52.10 (2); SEMCAD X Version 14.6.12 (7470)

Area Scan (101x151x1): Interpolated grid: dx=1.000 mm, dy=1.000 mm
Maximum value of SAR (interpolated) = 0.438 W/kg

Zoom Scan (7x7x6)/Cube 0: Measurement grid: dx=4mm, dy=4mm, dz=2mm
Reference Value = 3.898 V/m; Power Drift = 0.20 dB
Peak SAR (extrapolated) = 0.766 W/kg
SAR(1 g) = 0.213 W/kg; SAR(10 g) = 0.100 W/kg
Maximum value of SAR (measured) = 0.450 W/kg



0 dB = 0.450 W/kg = -3.47 dBW/kg

Test Plot 41#: SDR 5.8G_1.4MHz Low_ Body Top

DUT: Autel Smart Controller V3; Type: EP9-3; Serial: CR22060045-SA-S1

Communication System: 5G SDR; Frequency: 5728 MHz;Duty Cycle: 1:1
Medium parameters used: f = 5728 MHz; σ = 5.192 S/m; ε_r = 35.454; ρ = 1000 kg/m^3
Phantom section: Flat Section

DASY5 Configuration:

- Probe: EX3DV4 - SN7329; ConvF(4.75, 4.75, 4.75) @ 5728 MHz; Calibrated: 2021/12/31
- Sensor-Surface: 1.4mm (Mechanical Surface Detection)
- Electronics: DAE4 Sn1354; Calibrated: 2021/9/1
- Phantom: Twin SAM; Type: Twin SAM V5.0; Serial: TP:1412
- Measurement SW: DASY52, Version 52.10 (2); SEMCAD X Version 14.6.12 (7470)

Area Scan (161x91x1): Interpolated grid: dx=1.000 mm, dy=1.000 mm
Maximum value of SAR (interpolated) = 2.96 W/kg

Zoom Scan (7x7x6)/Cube 0: Measurement grid: dx=4mm, dy=4mm, dz=2mm
Reference Value = 2.413 V/m; Power Drift = 0.03 dB
Peak SAR (extrapolated) = 4.06 W/kg
SAR(1 g) = 1.17 W/kg; SAR(10 g) = 0.447 W/kg
Maximum value of SAR (measured) = 2.56 W/kg

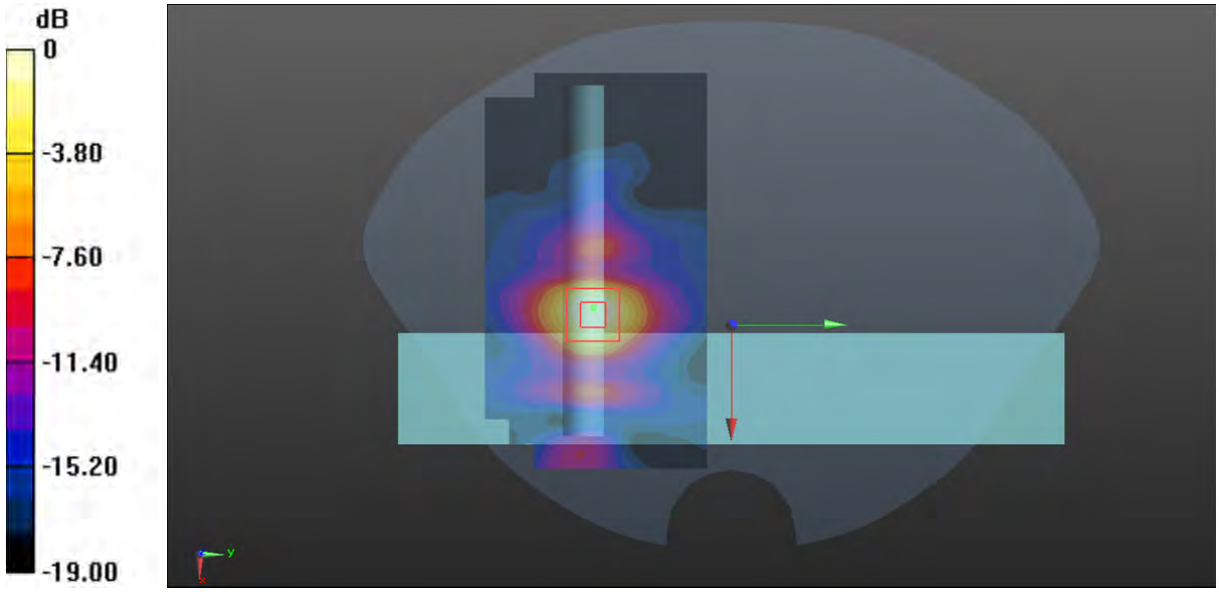

0 dB = 2.56 W/kg = 4.08 dBW/kg

Test Plot 42#: SDR 5.8G_1.4MHz Mid_ Body Top

DUT: Autel Smart Controller V3; Type: EP9-3; Serial: CR22060045-SA-S1

Communication System: 5G SDR; Frequency: 5788 MHz;Duty Cycle: 1:1
Medium parameters used: f = 5788 MHz; σ = 5.245 S/m; ε_r = 35.336; ρ = 1000 kg/m^3
Phantom section: Flat Section

DASY5 Configuration:

- Probe: EX3DV4 - SN7329; ConvF(4.75, 4.75, 4.75) @ 5788 MHz; Calibrated: 2021/12/31
- Sensor-Surface: 1.4mm (Mechanical Surface Detection)
- Electronics: DAE4 Sn1354; Calibrated: 2021/9/1
- Phantom: Twin SAM; Type: Twin SAM V5.0; Serial: TP:1412
- Measurement SW: DASY52, Version 52.10 (2); SEMCAD X Version 14.6.12 (7470)

Area Scan (161x91x1): Interpolated grid: dx=1.000 mm, dy=1.000 mm
Maximum value of SAR (interpolated) = 2.81 W/kg

Zoom Scan (7x7x6)/Cube 0: Measurement grid: dx=4mm, dy=4mm, dz=2mm
Reference Value = 1.899 V/m; Power Drift = 0.10 dB
Peak SAR (extrapolated) = 4.18 W/kg
SAR(1 g) = 1.25 W/kg; SAR(10 g) = 0.480 W/kg
Maximum value of SAR (measured) = 2.75 W/kg

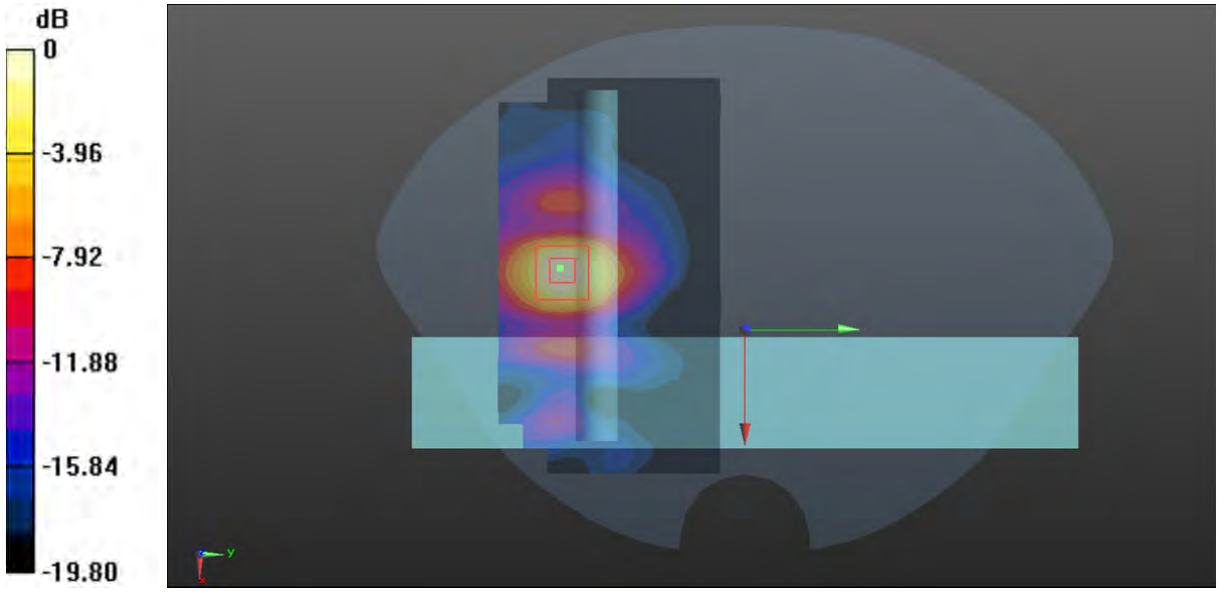

0 dB = 2.75 W/kg = 4.39 dBW/kg

Test Plot 43#: SDR 5.8G_1.4MHz High_ Body Top

DUT: Autel Smart Controller V3; Type: EP9-3; Serial: CR22060045-SA-S1

Communication System: 5G SDR; Frequency: 5847 MHz;Duty Cycle: 1:1
Medium parameters used: f = 5847 MHz; σ = 5.342 S/m; ε_r = 35.239; ρ = 1000 kg/m^3
Phantom section: Flat Section

DASY5 Configuration:

- Probe: EX3DV4 - SN7329; ConvF(4.75, 4.75, 4.75) @ 5847 MHz; Calibrated: 2021/12/31
- Sensor-Surface: 1.4mm (Mechanical Surface Detection)
- Electronics: DAE4 Sn1354; Calibrated: 2021/9/1
- Phantom: Twin SAM; Type: Twin SAM V5.0; Serial: TP:1412
- Measurement SW: DASY52, Version 52.10 (2); SEMCAD X Version 14.6.12 (7470)

Area Scan (161x91x1): Interpolated grid: dx=1.000 mm, dy=1.000 mm
Maximum value of SAR (interpolated) = 3.29 W/kg

Zoom Scan (7x7x6)/Cube 0: Measurement grid: dx=4mm, dy=4mm, dz=2mm
Reference Value = 2.539 V/m; Power Drift = -0.09 dB
Peak SAR (extrapolated) = 4.49 W/kg
SAR(1 g) = 1.31 W/kg; SAR(10 g) = 0.504 W/kg
Maximum value of SAR (measured) = 2.87 W/kg

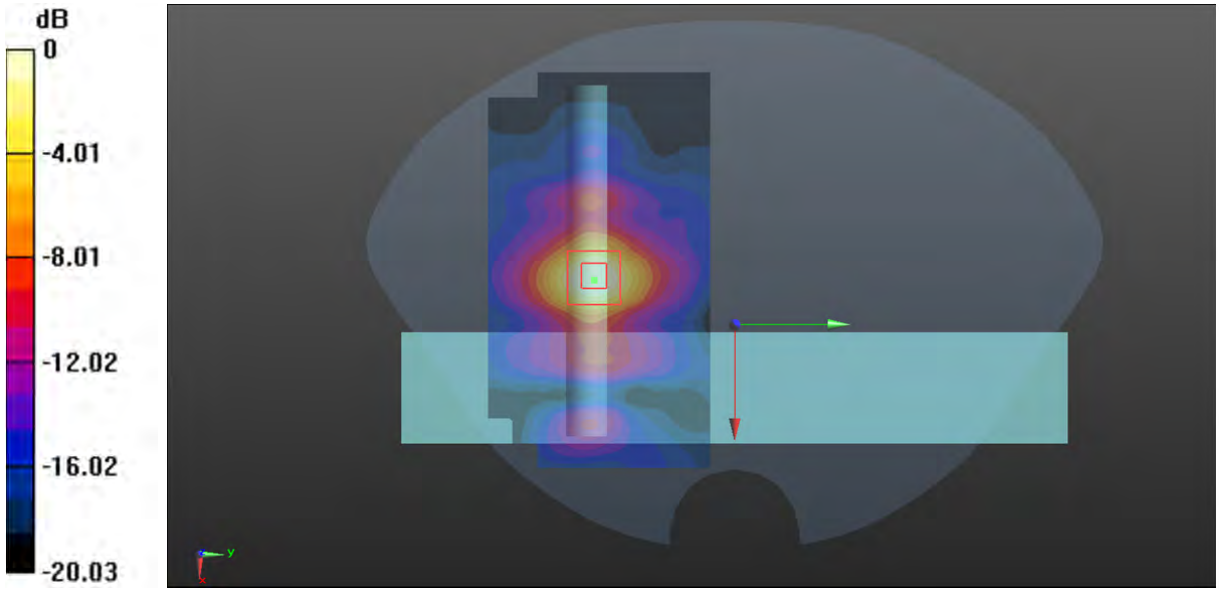

0 dB = 2.87 W/kg = 4.58 dBW/kg

Test Plot 44#: SDR 5.8G_20MHz Low_ Body Top

DUT: Autel Smart Controller V3; Type: EP9-3; Serial: CR22060045-SA-S1

Communication System: 5G SDR; Frequency: 5738 MHz;Duty Cycle: 1:1
Medium parameters used: f = 5738 MHz; σ = 5.214 S/m; ε_r = 35.409; ρ = 1000 kg/m^3
Phantom section: Flat Section

DASY5 Configuration:

- Probe: EX3DV4 - SN7329; ConvF(4.75, 4.75, 4.75) @ 5738 MHz; Calibrated: 2021/12/31
- Sensor-Surface: 1.4mm (Mechanical Surface Detection)
- Electronics: DAE4 Sn1354; Calibrated: 2021/9/1
- Phantom: Twin SAM; Type: Twin SAM V5.0; Serial: TP:1412
- Measurement SW: DASY52, Version 52.10 (2); SEMCAD X Version 14.6.12 (7470)

Area Scan (161x91x1): Interpolated grid: dx=1.000 mm, dy=1.000 mm
Maximum value of SAR (interpolated) = 2.56 W/kg

Zoom Scan (7x7x6)/Cube 0: Measurement grid: dx=4mm, dy=4mm, dz=2mm
Reference Value = 1.976 V/m; Power Drift = 0.10 dB
Peak SAR (extrapolated) = 3.85 W/kg
SAR(1 g) = 1.13 W/kg; SAR(10 g) = 0.448 W/kg
Maximum value of SAR (measured) = 2.45 W/kg

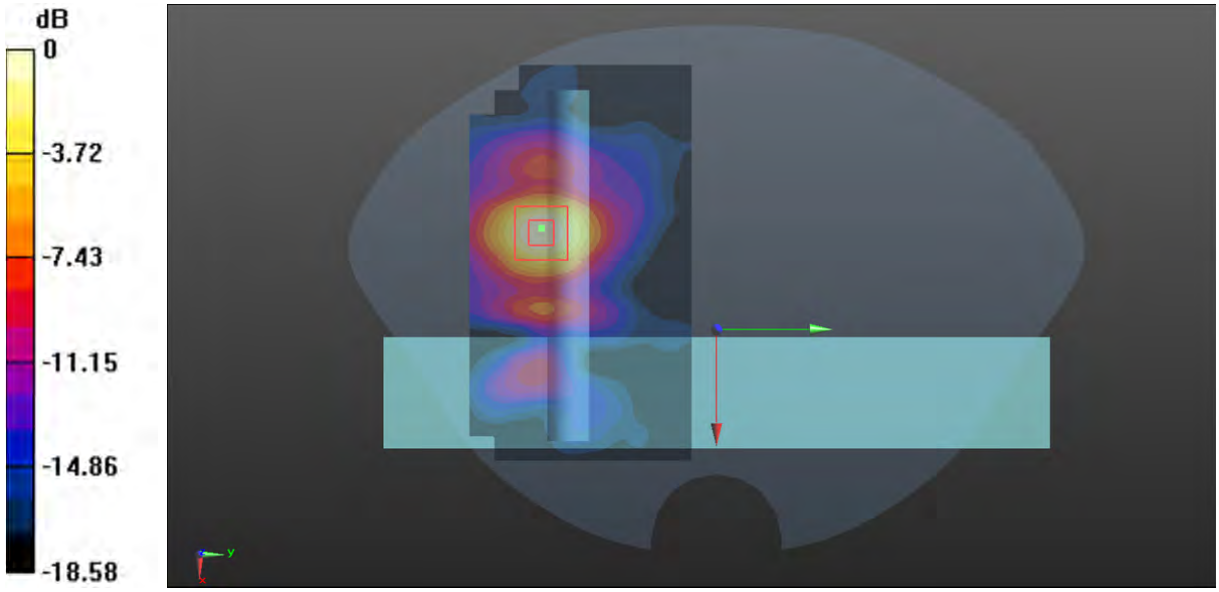

0 dB = 2.45 W/kg = 3.89 dBW/kg

Test Plot 45#: SDR 5.8G_20MHz Mid_ Body Top

DUT: Autel Smart Controller V3; Type: EP9-3; Serial: CR22060045-SA-S1

Communication System: 5G SDR; Frequency: 5789 MHz;Duty Cycle: 1:1
Medium parameters used: f = 5789 MHz; σ = 5.257 S/m; ε_r = 35.295; ρ = 1000 kg/m^3
Phantom section: Flat Section

DASY5 Configuration:

- Probe: EX3DV4 - SN7329; ConvF(4.75, 4.75, 4.75) @ 5789 MHz; Calibrated: 2021/12/31
- Sensor-Surface: 1.4mm (Mechanical Surface Detection)
- Electronics: DAE4 Sn1354; Calibrated: 2021/9/1
- Phantom: Twin SAM; Type: Twin SAM V5.0; Serial: TP:1412
- Measurement SW: DASY52, Version 52.10 (2); SEMCAD X Version 14.6.12 (7470)

Area Scan (161x91x1): Interpolated grid: dx=1.000 mm, dy=1.000 mm
Maximum value of SAR (interpolated) = 2.47 W/kg

Zoom Scan (7x7x6)/Cube 0: Measurement grid: dx=4mm, dy=4mm, dz=2mm
Reference Value = 2.152 V/m; Power Drift = 0.03 dB
Peak SAR (extrapolated) = 3.96 W/kg
SAR(1 g) = 1.12 W/kg; SAR(10 g) = 0.434 W/kg
Maximum value of SAR (measured) = 2.46 W/kg

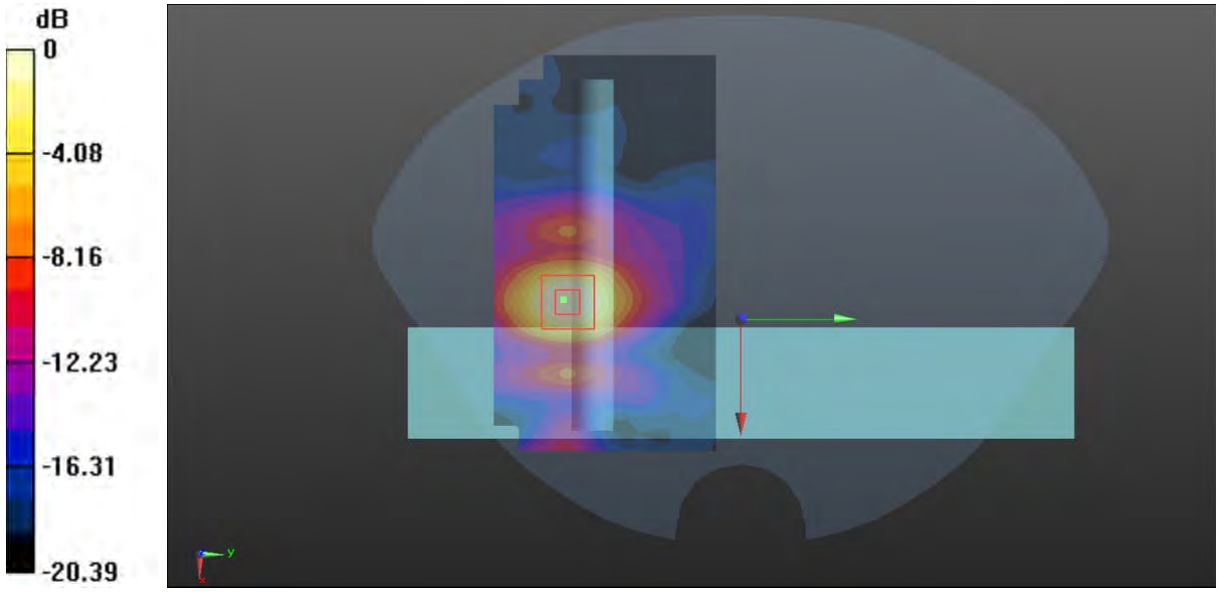

0 dB = 2.46 W/kg = 3.91 dBW/kg

Test Plot 46#: SDR 5.8G_20MHz High_ Body Top

DUT: Autel Smart Controller V3; Type: EP9-3; Serial: CR22060045-SA-S1

Communication System: 5G SDR; Frequency: 5839 MHz;Duty Cycle: 1:1
Medium parameters used: f = 5839 MHz; σ = 5.323 S/m; ε_r = 35.248; ρ = 1000 kg/m^3
Phantom section: Flat Section

DASY5 Configuration:

- Probe: EX3DV4 - SN7329; ConvF(4.75, 4.75, 4.75) @ 5839 MHz; Calibrated: 2021/12/31
- Sensor-Surface: 1.4mm (Mechanical Surface Detection)
- Electronics: DAE4 Sn1354; Calibrated: 2021/9/1
- Phantom: Twin SAM; Type: Twin SAM V5.0; Serial: TP:1412
- Measurement SW: DASY52, Version 52.10 (2); SEMCAD X Version 14.6.12 (7470)

Area Scan (161x91x1): Interpolated grid: dx=1.000 mm, dy=1.000 mm
Maximum value of SAR (interpolated) = 2.70 W/kg

Zoom Scan (7x7x6)/Cube 0: Measurement grid: dx=4mm, dy=4mm, dz=2mm
Reference Value = 1.894 V/m; Power Drift = 0.06 dB
Peak SAR (extrapolated) = 3.85 W/kg
SAR(1 g) = 1.11 W/kg; SAR(10 g) = 0.430 W/kg
Maximum value of SAR (measured) = 2.40 W/kg

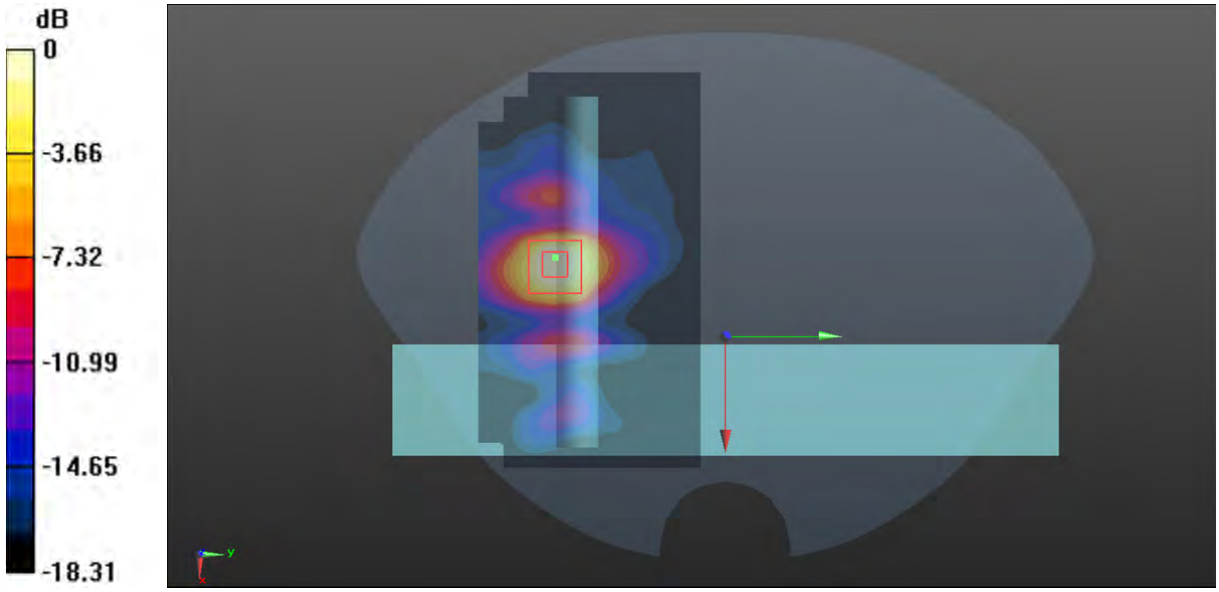

0 dB = 2.40 W/kg = 3.80 dBW/kg

Test Plot 47#: Wi-Fi 2.4G Antenna 0 Mid_ Handheld Back

DUT: Autel Smart Controller V3; Type: EP9-3; Serial: CR22060045-SA-S1

Communication System: CW; Frequency: 2437 MHz;Duty Cycle: 1:1
Medium parameters used: f = 2437 MHz; σ = 1.781 S/m; ε_r = 39.306; ρ = 1000 kg/m^3
Phantom section: Flat Section

DASY5 Configuration:

- Probe: EX3DV4 - SN7329; ConvF(7.42, 7.42, 7.42) @ 2437 MHz; Calibrated: 2021/12/31
- Sensor-Surface: 1.4mm (Mechanical Surface Detection)
- Electronics: DAE4 Sn1354; Calibrated: 2021/9/1
- Phantom: Twin SAM; Type: Twin SAM V5.0; Serial: TP:1412
- Measurement SW: DASY52, Version 52.10 (2); SEMCAD X Version 14.6.12 (7470)

Area Scan (81x81x1): Interpolated grid: dx=1.200 mm, dy=1.200 mm
Maximum value of SAR (interpolated) = 0.234 W/kg

Zoom Scan (5x5x4)/Cube 0: Measurement grid: dx=8mm, dy=8mm, dz=5mm
Reference Value = 3.077 V/m; Power Drift = 0.03 dB
Peak SAR (extrapolated) = 0.255 W/kg
SAR(1 g) = 0.128 W/kg; SAR(10 g) = 0.069 W/kg
Maximum value of SAR (measured) = 0.191 W/kg

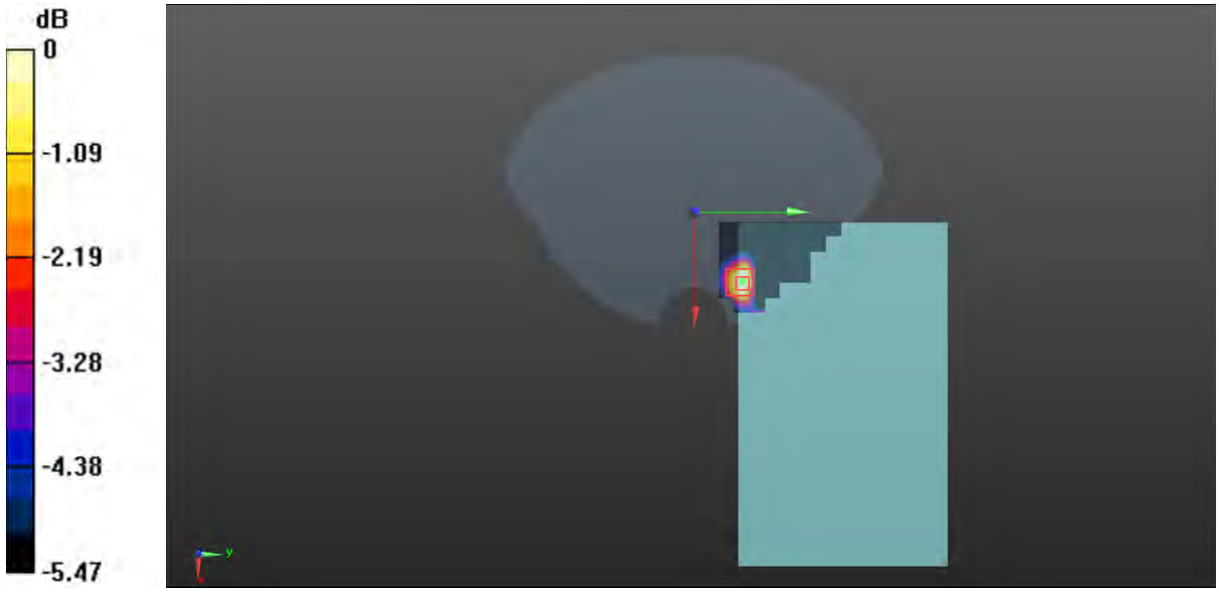

0 dB = 0.191 W/kg = -7.19 dBW/kg

Test Plot 48#: Wi-Fi 2.4G Antenna 0 Low_ Handheld Front

DUT: Autel Smart Controller V3; Type: EP9-3; Serial: CR22060045-SA-S1

Communication System:CW; Frequency: 2412 MHz;Duty Cycle: 1:1
Medium parameters used: f = 2412 MHz; σ = 1.751 S/m; ε_r = 39.341; ρ = 1000 kg/m^3
Phantom section: Flat Section

DASY5 Configuration:

- Probe: EX3DV4 - SN7329; ConvF(7.42, 7.42, 7.42) @ 2412 MHz; Calibrated: 2021/12/31
- Sensor-Surface: 1.4mm (Mechanical Surface Detection)
- Electronics: DAE4 Sn1354; Calibrated: 2021/9/1
- Phantom: Twin SAM; Type: Twin SAM V5.0; Serial: TP:1412
- Measurement SW: DASY52, Version 52.10 (2); SEMCAD X Version 14.6.12 (7470)

Area Scan (61x61x1): Interpolated grid: dx=1.200 mm, dy=1.200 mm
Maximum value of SAR (interpolated) = 2.51 W/kg

Zoom Scan (5x5x4)/Cube 0: Measurement grid: dx=8mm, dy=8mm, dz=5mm
Reference Value = 19.32 V/m; Power Drift = -0.20 dB
Peak SAR (extrapolated) = 2.53 W/kg
SAR(1 g) = 1.11 W/kg; SAR(10 g) = 0.460 W/kg
Maximum value of SAR (measured) = 1.93 W/kg

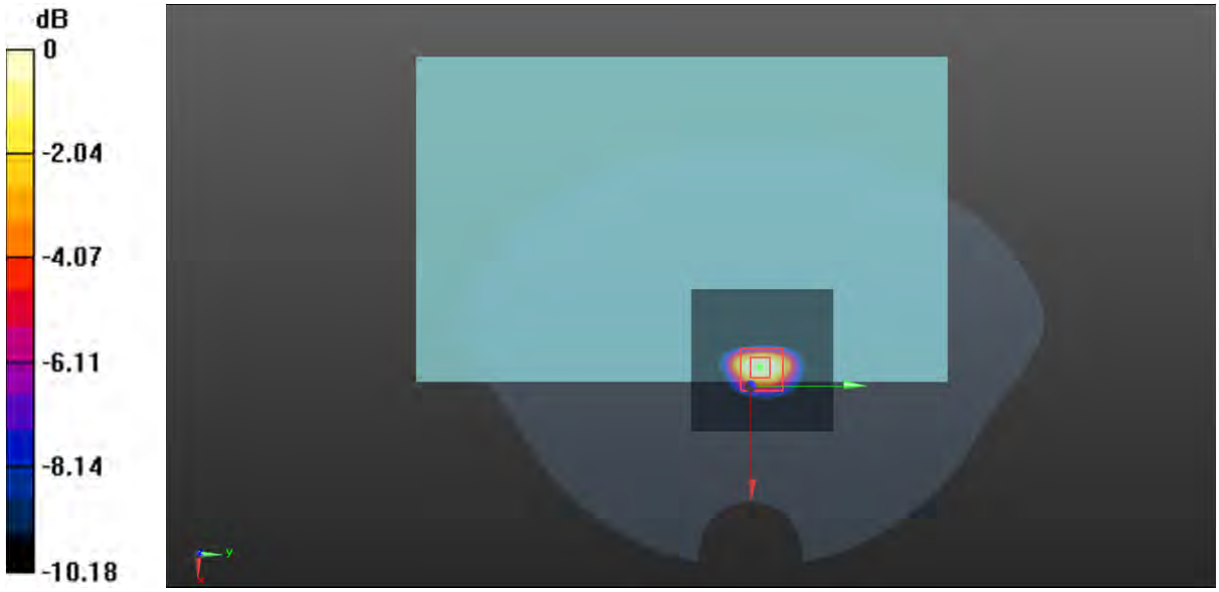

0 dB = 1.93 W/kg = 2.86 dBW/kg

Test Plot 49#: Wi-Fi 2.4G Antenna 0 Mid_ Handheld Front

DUT: Autel Smart Controller V3; Type: EP9-3; Serial: CR22060045-SA-S1

Communication System:CW; Frequency: 2437 MHz;Duty Cycle: 1:1
Medium parameters used: f = 2437 MHz; σ = 1.781 S/m; ε_r = 39.306; ρ = 1000 kg/m^3
Phantom section: Flat Section

DASY5 Configuration:

- Probe: EX3DV4 - SN7329; ConvF(7.42, 7.42, 7.42) @ 2437 MHz; Calibrated: 2021/12/31
- Sensor-Surface: 1.4mm (Mechanical Surface Detection)
- Electronics: DAE4 Sn1354; Calibrated: 2021/9/1
- Phantom: Twin SAM; Type: Twin SAM V5.0; Serial: TP:1412
- Measurement SW: DASY52, Version 52.10 (2); SEMCAD X Version 14.6.12 (7470)

Area Scan (81x81x1): Interpolated grid: dx=1.200 mm, dy=1.200 mm
Maximum value of SAR (interpolated) = 2.32 W/kg

Zoom Scan (5x5x4)/Cube 0: Measurement grid: dx=8mm, dy=8mm, dz=5mm
Reference Value = 19.61 V/m; Power Drift = -0.14 dB
Peak SAR (extrapolated) = 2.94 W/kg
SAR(1 g) = 1.19 W/kg; SAR(10 g) = 0.482 W/kg
Maximum value of SAR (measured) = 2.16 W/kg

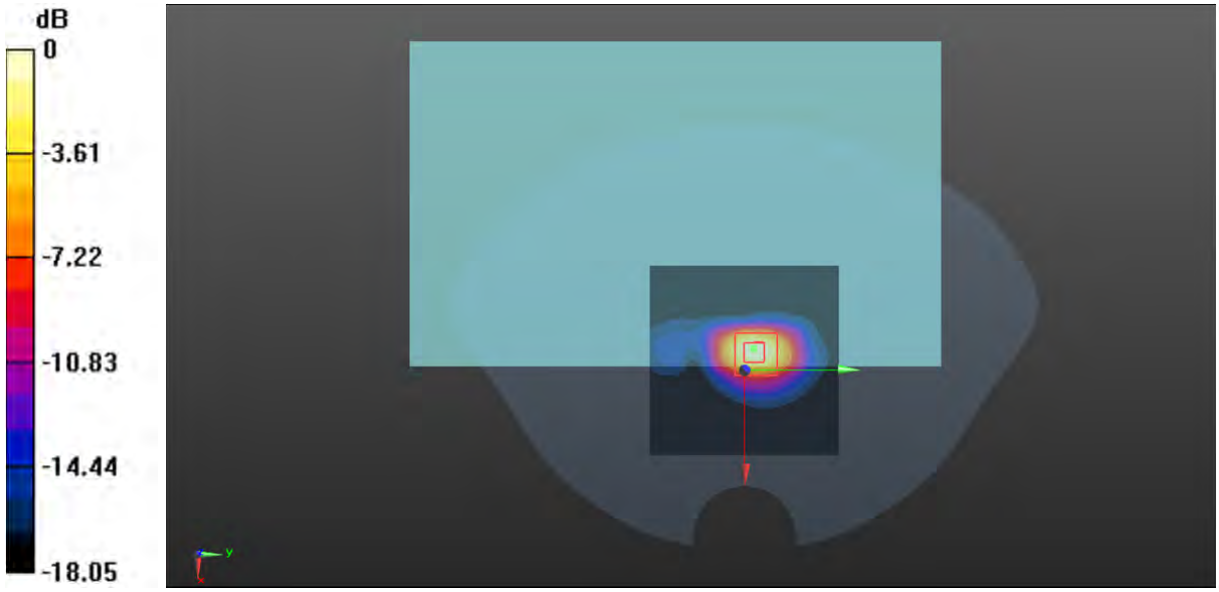

0 dB = 2.16 W/kg = 3.34 dBW/kg

Test Plot 50#: Wi-Fi 2.4G Antenna 0 High_ Handheld Front

DUT: Autel Smart Controller V3; Type: EP9-3; Serial: CR22060045-SA-S1

Communication System:CW; Frequency: 2462 MHz;Duty Cycle: 1:1
Medium parameters used: f = 2462 MHz; σ = 1.815 S/m; ε_r = 39.215; ρ = 1000 kg/m^3
Phantom section: Flat Section

DASY5 Configuration:

- Probe: EX3DV4 - SN7329; ConvF(7.42, 7.42, 7.42) @ 2462 MHz; Calibrated: 2021/12/31
- Sensor-Surface: 1.4mm (Mechanical Surface Detection)
- Electronics: DAE4 Sn1354; Calibrated: 2021/9/1
- Phantom: Twin SAM; Type: Twin SAM V5.0; Serial: TP:1412
- Measurement SW: DASY52, Version 52.10 (2); SEMCAD X Version 14.6.12 (7470)

Area Scan (61x61x1): Interpolated grid: dx=1.200 mm, dy=1.200 mm
Maximum value of SAR (interpolated) = 3.20 W/kg

Zoom Scan (5x5x4)/Cube 0: Measurement grid: dx=8mm, dy=8mm, dz=5mm
Reference Value = 21.35 V/m; Power Drift = -0.04 dB
Peak SAR (extrapolated) = 3.25 W/kg
SAR(1 g) = 1.37 W/kg; SAR(10 g) = 0.557 W/kg
Maximum value of SAR (measured) = 2.37 W/kg

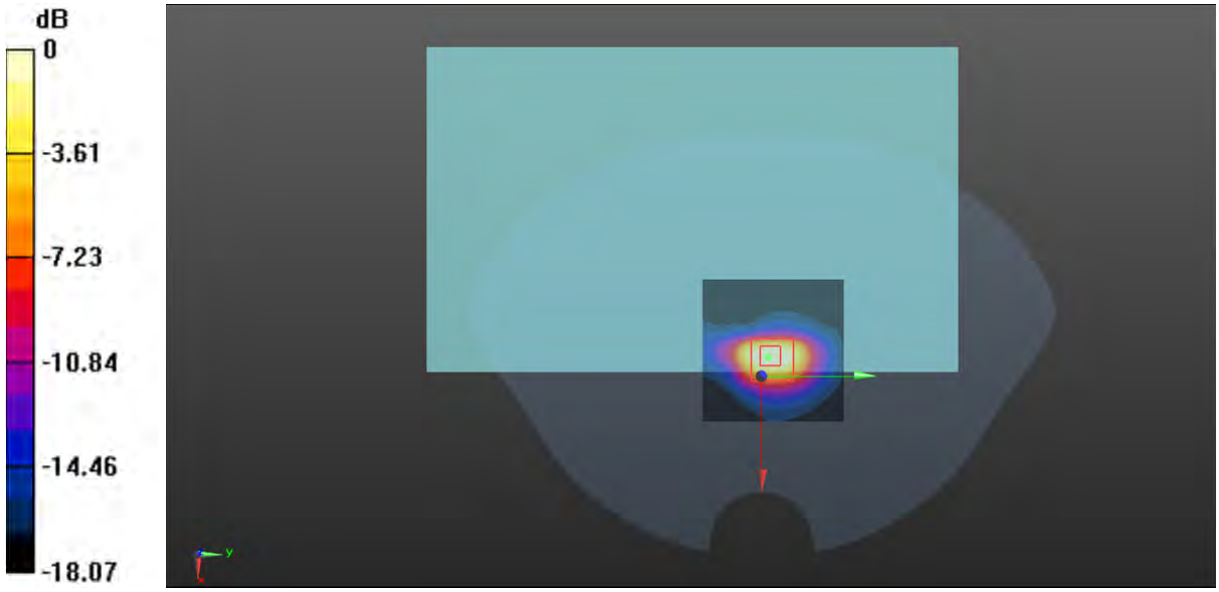

0 dB = 2.37 W/kg = 3.75 dBW/kg

Test Plot 51#: Wi-Fi 2.4G Antenna 0 Mid_ Handheld Bottom

DUT: Autel Smart Controller V3; Type: EP9-3; Serial: CR22060045-SA-S1

Communication System:CW; Frequency: 2437 MHz;Duty Cycle: 1:1
Medium parameters used: f = 2437 MHz; σ = 1.781 S/m; ε_r = 39.306; ρ = 1000 kg/m^3
Phantom section: Flat Section

DASY5 Configuration:

- Probe: EX3DV4 - SN7329; ConvF(7.42, 7.42, 7.42) @ 2437 MHz; Calibrated: 2021/12/31
- Sensor-Surface: 1.4mm (Mechanical Surface Detection)
- Electronics: DAE4 Sn1354; Calibrated: 2021/9/1
- Phantom: Twin SAM; Type: Twin SAM V5.0; Serial: TP:1412
- Measurement SW: DASY52, Version 52.10 (2); SEMCAD X Version 14.6.12 (7470)

Area Scan (71x101x1): Interpolated grid: dx=1.200 mm, dy=1.200 mm
Maximum value of SAR (interpolated) = 2.96 W/kg

Zoom Scan (5x5x4)/Cube 0: Measurement grid: dx=8mm, dy=8mm, dz=5mm
Reference Value = 20.46 V/m; Power Drift = -0.11 dB
Peak SAR (extrapolated) = 4.23 W/kg
SAR(1 g) = 1.23 W/kg; SAR(10 g) = 0.375 W/kg
Maximum value of SAR (measured) = 3.17 W/kg

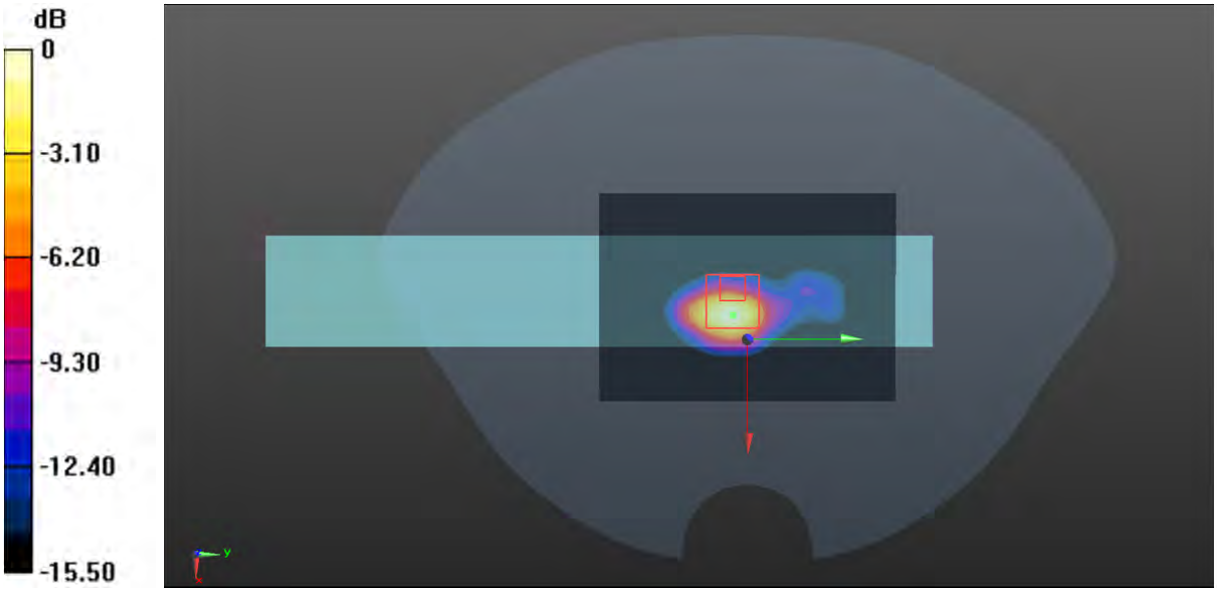

0 dB = 3.17 W/kg = 5.01 dBW/kg

Test Plot 52#: Wi-Fi 2.4G Antenna 0 Mid_ Body Back

DUT: Autel Smart Controller V3; Type: EP9-3; Serial: CR22060045-SA-S1

Communication System:CW; Frequency: 2437 MHz;Duty Cycle: 1:1
Medium parameters used: f = 2437 MHz; σ = 1.781 S/m; ε_r = 39.306; ρ = 1000 kg/m^3
Phantom section: Flat Section

DASY5 Configuration:

- Probe: EX3DV4 - SN7329; ConvF(7.42, 7.42, 7.42) @ 2437 MHz; Calibrated: 2021/12/31
- Sensor-Surface: 1.4mm (Mechanical Surface Detection)
- Electronics: DAE4 Sn1354; Calibrated: 2021/9/1
- Phantom: Twin SAM; Type: Twin SAM V5.0; Serial: TP:1412
- Measurement SW: DASY52, Version 52.10 (2); SEMCAD X Version 14.6.12 (7470)

Area Scan (101x101x1): Interpolated grid: dx=1.200 mm, dy=1.200 mm
Maximum value of SAR (interpolated) = 0.0781 W/kg

Zoom Scan (5x5x4)/Cube 0: Measurement grid: dx=8mm, dy=8mm, dz=5mm
Reference Value = 5.455 V/m; Power Drift = -0.02 dB
Peak SAR (extrapolated) = 0.0920 W/kg
SAR(1 g) = 0.050 W/kg; SAR(10 g) = 0.028 W/kg
Maximum value of SAR (measured) = 0.0702 W/kg

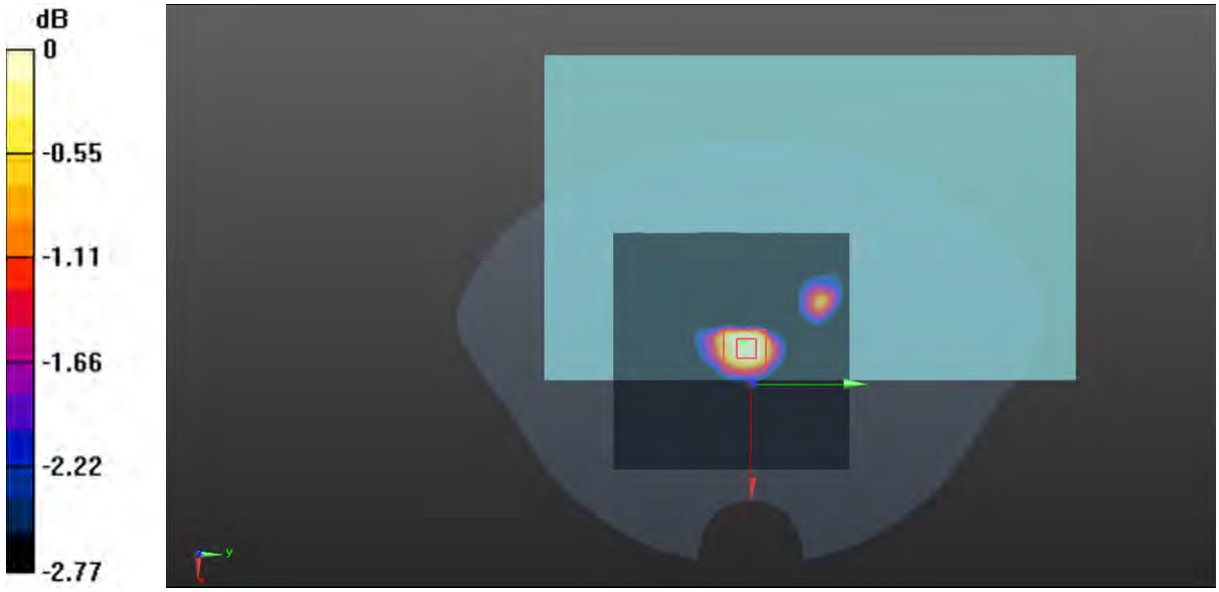

0 dB = 0.0702 W/kg = -11.54 dBW/kg

Test Plot 53#: Wi-Fi 2.4G Antenna 0 Low_ Body Front

DUT: Autel Smart Controller V3; Type: EP9-3; Serial: CR22060045-SA-S1

Communication System:CW; Frequency: 2412 MHz;Duty Cycle: 1:1
Medium parameters used: f = 2412 MHz; σ = 1.751 S/m; ε_r = 39.341; ρ = 1000 kg/m^3
Phantom section: Flat Section

DASY5 Configuration:

- Probe: EX3DV4 - SN7329; ConvF(7.42, 7.42, 7.42) @ 2412 MHz; Calibrated: 2021/12/31
- Sensor-Surface: 1.4mm (Mechanical Surface Detection)
- Electronics: DAE4 Sn1354; Calibrated: 2021/9/1
- Phantom: Twin SAM; Type: Twin SAM V5.0; Serial: TP:1412
- Measurement SW: DASY52, Version 52.10 (2); SEMCAD X Version 14.6.12 (7470)

Area Scan (81x81x1): Interpolated grid: dx=1.200 mm, dy=1.200 mm
Maximum value of SAR (interpolated) = 0.639 W/kg

Zoom Scan (5x5x4)/Cube 0: Measurement grid: dx=8mm, dy=8mm, dz=5mm
Reference Value = 10.97 V/m; Power Drift = -0.14 dB
Peak SAR (extrapolated) = 0.691 W/kg
SAR(1 g) = 0.333 W/kg; SAR(10 g) = 0.161 W/kg
Maximum value of SAR (measured) = 0.525 W/kg

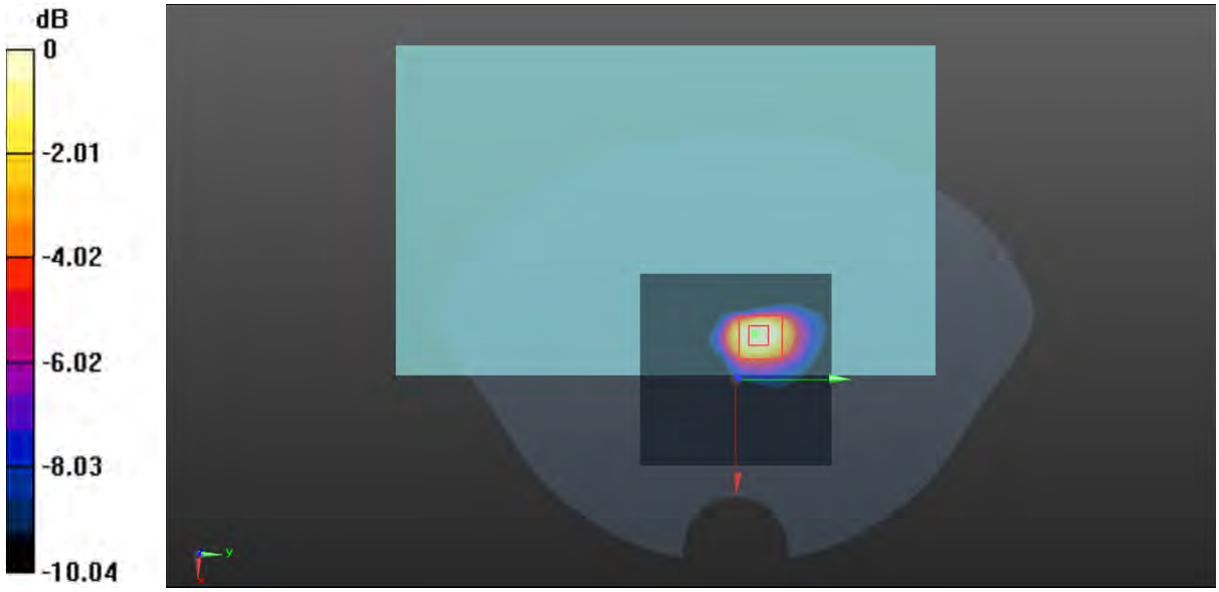

0 dB = 0.525 W/kg = -2.80 dBW/kg

Test Plot 54#: Wi-Fi 2.4G Antenna 0 Mid_ Body Front

DUT: Autel Smart Controller V3; Type: EP9-3; Serial: CR22060045-SA-S1

Communication System:CW; Frequency: 2437 MHz;Duty Cycle: 1:1
Medium parameters used: f = 2437 MHz; σ = 1.781 S/m; ε_r = 39.306; ρ = 1000 kg/m^3
Phantom section: Flat Section

DASY5 Configuration:

- Probe: EX3DV4 - SN7329; ConvF(7.42, 7.42, 7.42) @ 2437 MHz; Calibrated: 2021/12/31
- Sensor-Surface: 1.4mm (Mechanical Surface Detection)
- Electronics: DAE4 Sn1354; Calibrated: 2021/9/1
- Phantom: Twin SAM; Type: Twin SAM V5.0; Serial: TP:1412
- Measurement SW: DASY52, Version 52.10 (2); SEMCAD X Version 14.6.12 (7470)

Area Scan (71x71x1): Interpolated grid: dx=1.200 mm, dy=1.200 mm
Maximum value of SAR (interpolated) = 0.412 W/kg

Zoom Scan (5x5x4)/Cube 0: Measurement grid: dx=8mm, dy=8mm, dz=5mm
Reference Value = 2.752 V/m; Power Drift = 0.13 dB
Peak SAR (extrapolated) = 0.478 W/kg
SAR(1 g) = 0.237 W/kg; SAR(10 g) = 0.119 W/kg
Maximum value of SAR (measured) = 0.366 W/kg

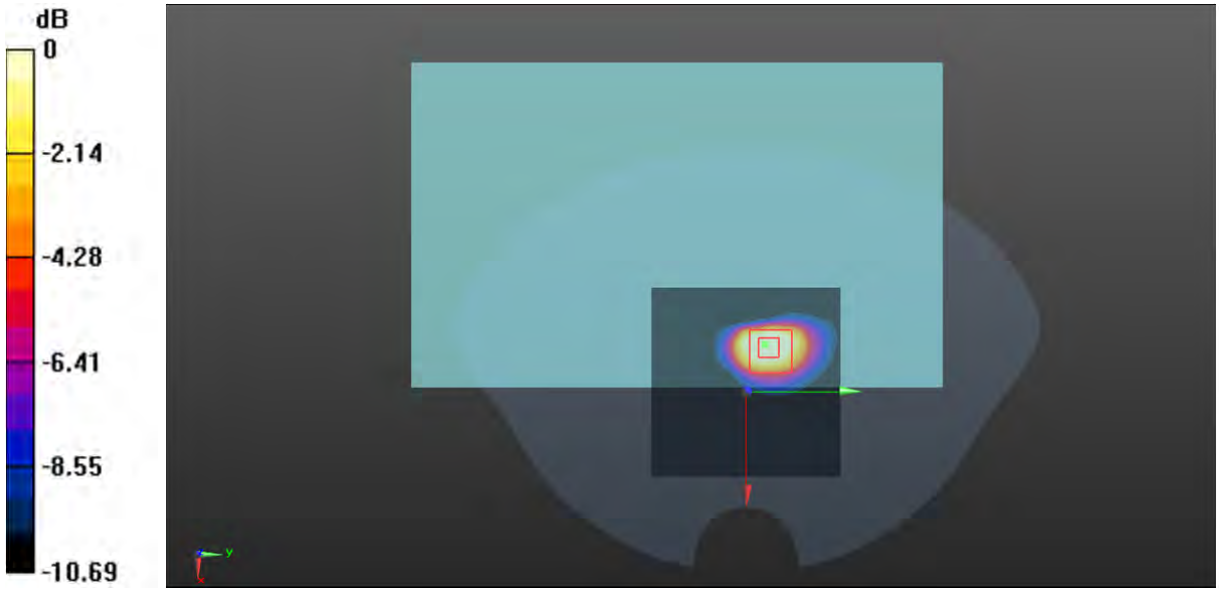

0 dB = 0.637 W/kg = -1.96 dBW/kg

Test Plot 55#: Wi-Fi 2.4G Antenna 0 High_ Body Front

DUT: Autel Smart Controller V3; Type: EP9-3; Serial: CR22060045-SA-S1

Communication System:CW; Frequency: 2462 MHz;Duty Cycle: 1:1
Medium parameters used: f = 2462 MHz; σ = 1.815 S/m; ε_r = 39.215; ρ = 1000 kg/m^3
Phantom section: Flat Section

DASY5 Configuration:

- Probe: EX3DV4 - SN7329; ConvF(7.42, 7.42, 7.42) @ 2462 MHz; Calibrated: 2021/12/31
- Sensor-Surface: 1.4mm (Mechanical Surface Detection)
- Electronics: DAE4 Sn1354; Calibrated: 2021/9/1
- Phantom: Twin SAM; Type: Twin SAM V5.0; Serial: TP:1412
- Measurement SW: DASY52, Version 52.10 (2); SEMCAD X Version 14.6.12 (7470)

Area Scan (81x81x1): Interpolated grid: dx=1.200 mm, dy=1.200 mm
Maximum value of SAR (interpolated) = 1.19 W/kg

Zoom Scan (5x5x4)/Cube 0: Measurement grid: dx=8mm, dy=8mm, dz=5mm
Reference Value = 13.12 V/m; Power Drift = -0.05 dB
Peak SAR (extrapolated) = 0.867 W/kg
SAR(1 g) = 0.413 W/kg; SAR(10 g) = 0.199 W/kg
Maximum value of SAR (measured) = 0.637 W/kg

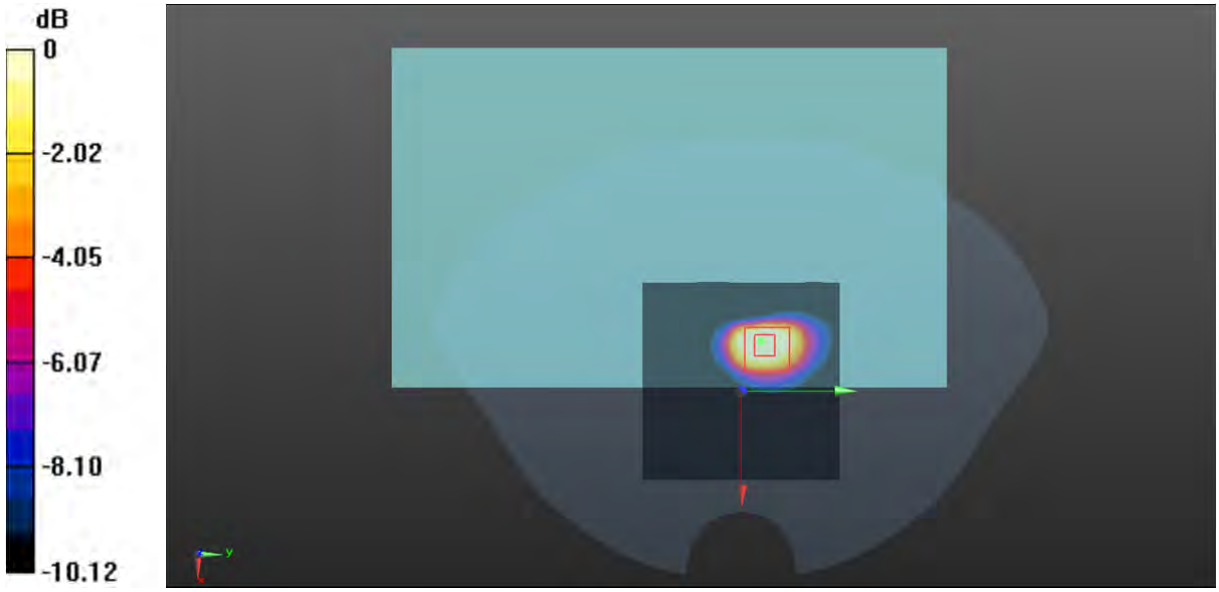

0 dB = 0.637 W/kg = -1.96 dBW/kg

Test Plot 56#: Wi-Fi 2.4G Antenna 0 Mid_ Body Bottom

DUT: Autel Smart Controller V3; Type: EP9-3; Serial: CR22060045-SA-S1

Communication System:CW; Frequency: 2437 MHz;Duty Cycle: 1:1
Medium parameters used: f = 2437 MHz; σ = 1.781 S/m; ε_r = 39.306; ρ = 1000 kg/m^3
Phantom section: Flat Section

DASY5 Configuration:

- Probe: EX3DV4 - SN7329; ConvF(7.42, 7.42, 7.42) @ 2437 MHz; Calibrated: 2021/12/31
- Sensor-Surface: 1.4mm (Mechanical Surface Detection)
- Electronics: DAE4 Sn1354; Calibrated: 2021/9/1
- Phantom: Twin SAM; Type: Twin SAM V5.0; Serial: TP:1412
- Measurement SW: DASY52, Version 52.10 (2); SEMCAD X Version 14.6.12 (7470)

Area Scan (71x101x1): Interpolated grid: dx=1.200 mm, dy=1.200 mm
Maximum value of SAR (interpolated) = 0.621 W/kg

Zoom Scan (5x5x4)/Cube 0: Measurement grid: dx=8mm, dy=8mm, dz=5mm
Reference Value = 14.75 V/m; Power Drift = -0.05 dB
Peak SAR (extrapolated) = 0.757 W/kg
SAR(1 g) = 0.382 W/kg; SAR(10 g) = 0.183 W/kg
Maximum value of SAR (measured) = 0.613 W/kg

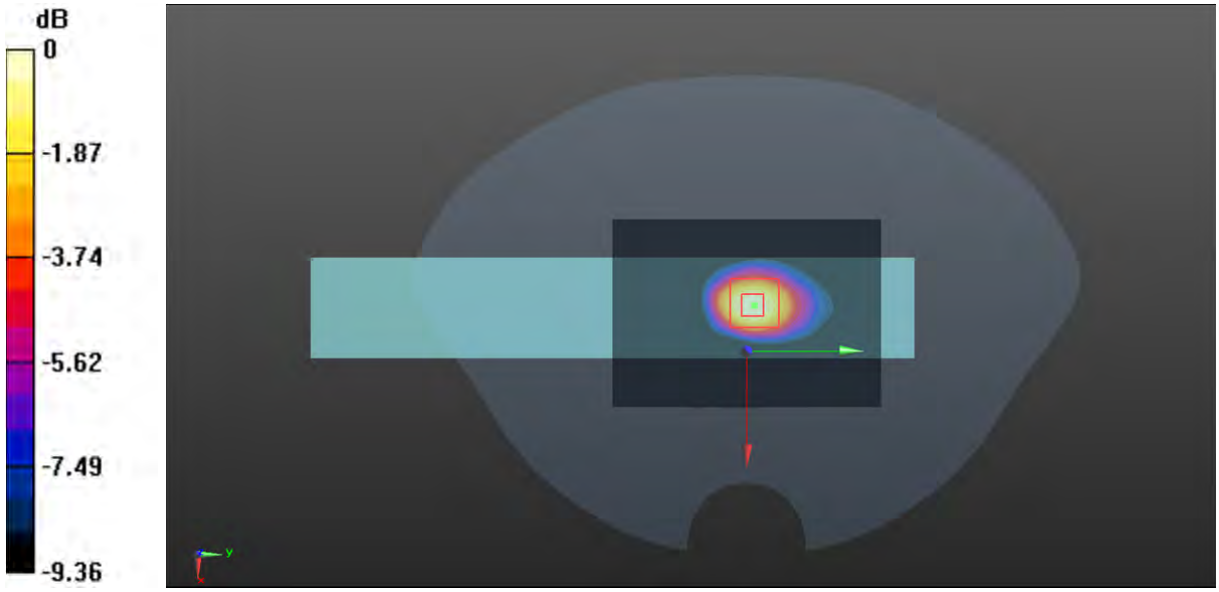

0 dB = 0.613 W/kg = -2.13 dBW/kg

Test Plot 57#: Wi-Fi 2.4G Antenna 1 Mid_ Handheld Back

DUT: Autel Smart Controller V3; Type: EP9-3; Serial: CR22060045-SA-S1

Communication System:CW; Frequency: 2437 MHz;Duty Cycle: 1:1
Medium parameters used: f = 2437 MHz; σ = 1.781 S/m; ε_r = 39.306; ρ = 1000 kg/m^3
Phantom section: Flat Section

DASY5 Configuration:

- Probe: EX3DV4 - SN7329; ConvF(7.42, 7.42, 7.42) @ 2437 MHz; Calibrated: 2021/12/31
- Sensor-Surface: 1.4mm (Mechanical Surface Detection)
- Electronics: DAE4 Sn1354; Calibrated: 2021/9/1
- Phantom: Twin SAM; Type: Twin SAM V5.0; Serial: TP:1412
- Measurement SW: DASY52, Version 52.10 (2); SEMCAD X Version 14.6.12 (7470)

Area Scan (81x81x1): Interpolated grid: dx=1.200 mm, dy=1.200 mm
Maximum value of SAR (interpolated) = 0.696 W/kg

Zoom Scan (5x5x4)/Cube 0: Measurement grid: dx=8mm, dy=8mm, dz=5mm
Reference Value = 4.563 V/m; Power Drift = 0.12 dB
Peak SAR (extrapolated) = 0.844 W/kg
SAR(1 g) = 0.443 W/kg; SAR(10 g) = 0.228 W/kg
Maximum value of SAR (measured) = 0.693 W/kg

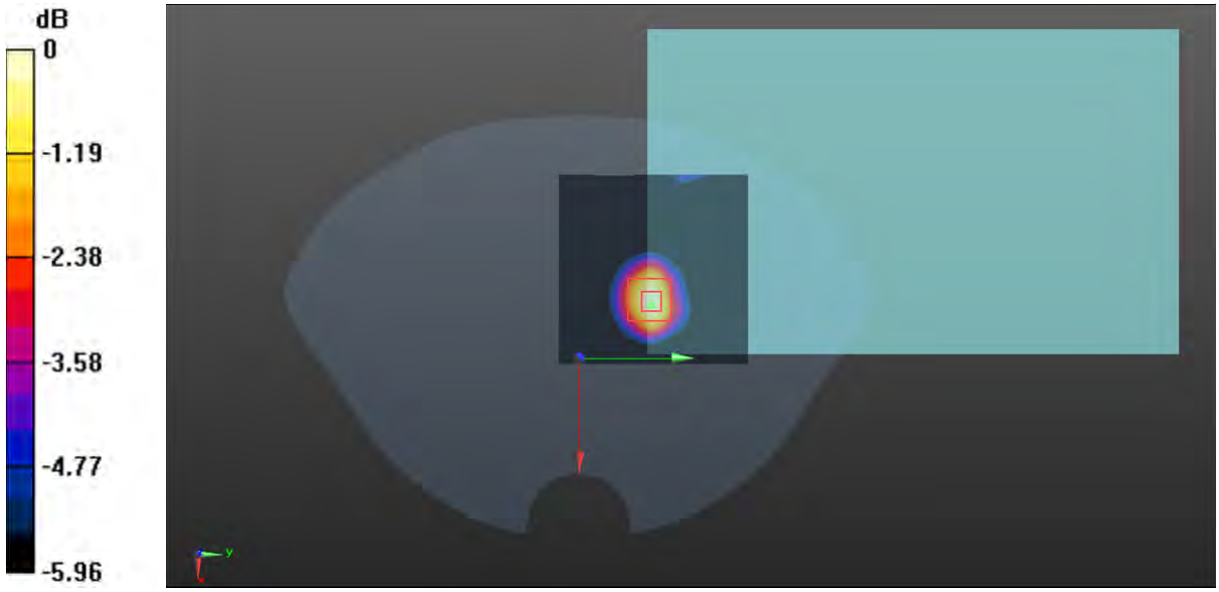

0 dB = 0.693 W/kg = -1.59 dBW/kg

Test Plot 58#: Wi-Fi 2.4G Antenna 1 Low_ Handheld Front

DUT: Autel Smart Controller V3; Type: EP9-3; Serial: CR22060045-SA-S1

Communication System:CW; Frequency: 2412 MHz;Duty Cycle: 1:1
Medium parameters used: f = 2412 MHz; σ = 1.751 S/m; ε_r = 39.341; ρ = 1000 kg/m^3
Phantom section: Flat Section

DASY5 Configuration:

- Probe: EX3DV4 - SN7329; ConvF(7.42, 7.42, 7.42) @ 2412 MHz; Calibrated: 2021/12/31
- Sensor-Surface: 1.4mm (Mechanical Surface Detection)
- Electronics: DAE4 Sn1354; Calibrated: 2021/9/1
- Phantom: Twin SAM; Type: Twin SAM V5.0; Serial: TP:1412
- Measurement SW: DASY52, Version 52.10 (2); SEMCAD X Version 14.6.12 (7470)

Area Scan (71x51x1): Interpolated grid: dx=1.200 mm, dy=1.200 mm
Maximum value of SAR (interpolated) = 6.92 W/kg

Zoom Scan (5x5x4)/Cube 0: Measurement grid: dx=8mm, dy=8mm, dz=5mm
Reference Value = 10.81 V/m; Power Drift = 0.10 dB
Peak SAR (extrapolated) = 8.58 W/kg
SAR(1 g) = 3.56 W/kg; SAR(10 g) = 1.44 W/kg
Maximum value of SAR (measured) = 6.41 W/kg

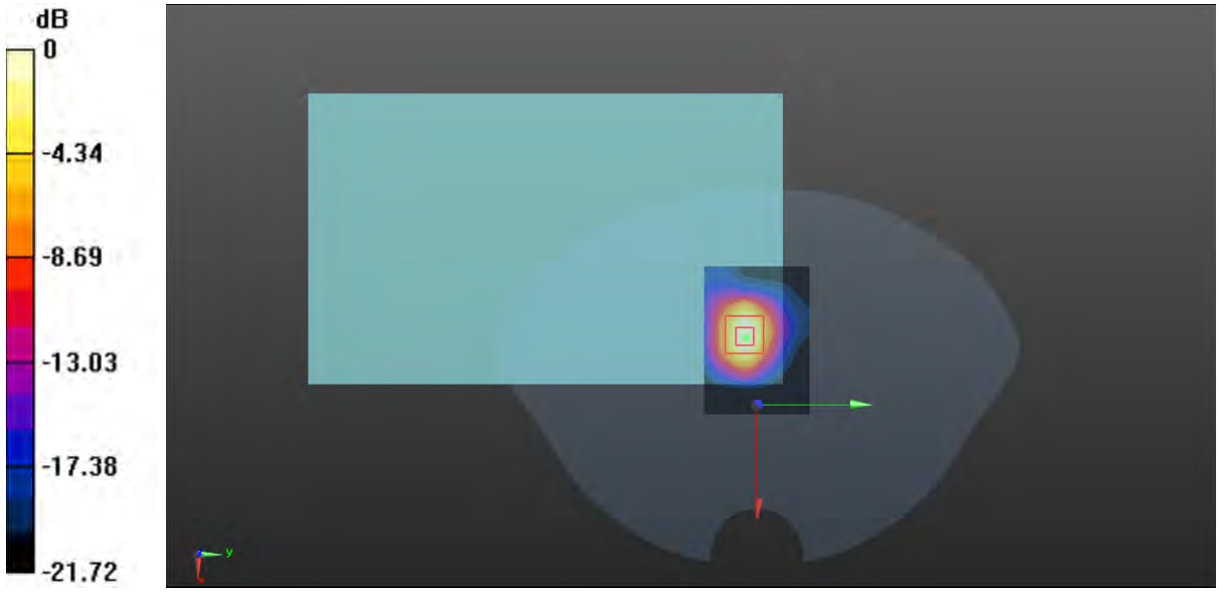

0 dB = 6.41 W/kg = 8.07 dBW/kg

Test Plot 59#: Wi-Fi 2.4G Antenna 1 Mid_ Handheld Front

DUT: Autel Smart Controller V3; Type: EP9-3; Serial: CR22060045-SA-S1

Communication System:CW; Frequency: 2437 MHz;Duty Cycle: 1:1
Medium parameters used: f = 2437 MHz; σ = 1.781 S/m; ε_r = 39.306; ρ = 1000 kg/m^3
Phantom section: Flat Section

DASY5 Configuration:

- Probe: EX3DV4 - SN7329; ConvF(7.42, 7.42, 7.42) @ 2437 MHz; Calibrated: 2021/12/31
- Sensor-Surface: 1.4mm (Mechanical Surface Detection)
- Electronics: DAE4 Sn1354; Calibrated: 2021/9/1
- Phantom: Twin SAM; Type: Twin SAM V5.0; Serial: TP:1412
- Measurement SW: DASY52, Version 52.10 (2); SEMCAD X Version 14.6.12 (7470)

Area Scan (71x71x1): Interpolated grid: dx=1.200 mm, dy=1.200 mm
Maximum value of SAR (interpolated) = 6.23 W/kg

Zoom Scan (5x5x4)/Cube 0: Measurement grid: dx=8mm, dy=8mm, dz=5mm
Reference Value = 17.10 V/m; Power Drift = 0.15 dB
Peak SAR (extrapolated) = 7.11 W/kg
SAR(1 g) = 3.01 W/kg; SAR(10 g) = 1.24 W/kg
Maximum value of SAR (measured) = 5.49 W/kg

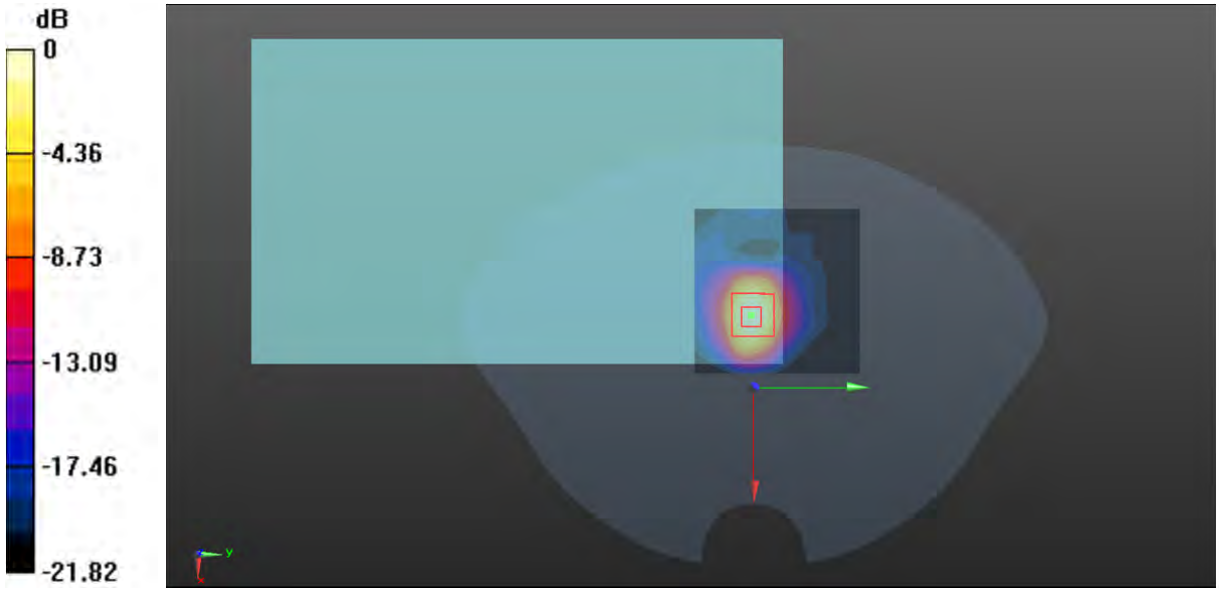

0 dB = 5.49 W/kg = 7.40 dBW/kg

Test Plot 60#: Wi-Fi 2.4G Antenna 1 High_ Handheld Front

DUT: Autel Smart Controller V3; Type: EP9-3; Serial: CR22060045-SA-S1

Communication System:CW; Frequency: 2462 MHz;Duty Cycle: 1:1
Medium parameters used: f = 2462 MHz; σ = 1.815 S/m; ε_r = 39.215; ρ = 1000 kg/m^3
Phantom section: Flat Section

DASY5 Configuration:

- Probe: EX3DV4 - SN7329; ConvF(7.42, 7.42, 7.42) @ 2462 MHz; Calibrated: 2021/12/31
- Sensor-Surface: 1.4mm (Mechanical Surface Detection)
- Electronics: DAE4 Sn1354; Calibrated: 2021/9/1
- Phantom: Twin SAM; Type: Twin SAM V5.0; Serial: TP:1412
- Measurement SW: DASY52, Version 52.10 (2); SEMCAD X Version 14.6.12 (7470)

Area Scan (71x71x1): Interpolated grid: dx=1.200 mm, dy=1.200 mm
Maximum value of SAR (interpolated) = 6.64 W/kg

Zoom Scan (5x5x4)/Cube 0: Measurement grid: dx=8mm, dy=8mm, dz=5mm
Reference Value = 10.80 V/m; Power Drift = 0.03 dB
Peak SAR (extrapolated) = 8.36 W/kg
SAR(1 g) = 3.44 W/kg; SAR(10 g) = 1.4 W/kg
Maximum value of SAR (measured) = 6.16 W/kg

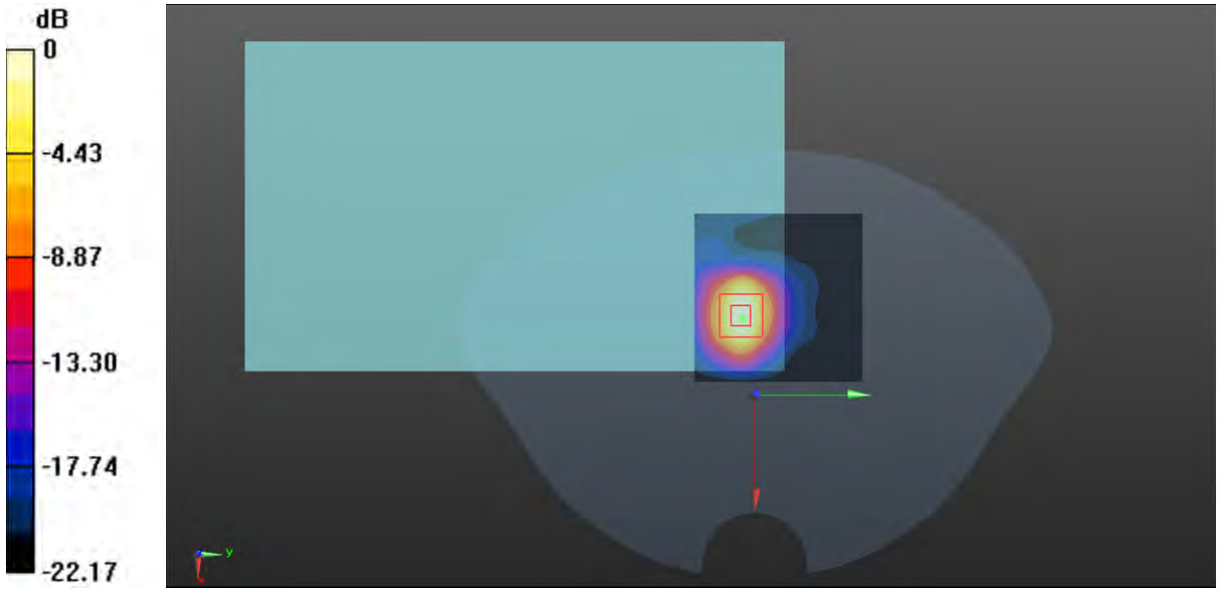

0 dB = 6.16 W/kg = 7.90 dBW/kg

Test Plot 61#: Wi-Fi 2.4G Antenna 1 Mid_ Handheld Right

DUT: Autel Smart Controller V3; Type: EP9-3; Serial: CR22060045-SA-S1

Communication System:CW; Frequency: 2437 MHz;Duty Cycle: 1:1
Medium parameters used: f = 2437 MHz; σ = 1.781 S/m; ε_r = 39.306; ρ = 1000 kg/m^3
Phantom section: Flat Section

DASY5 Configuration:

- Probe: EX3DV4 - SN7329; ConvF(7.42, 7.42, 7.42) @ 2437 MHz; Calibrated: 2021/12/31
- Sensor-Surface: 1.4mm (Mechanical Surface Detection)
- Electronics: DAE4 Sn1354; Calibrated: 2021/9/1
- Phantom: Twin SAM; Type: Twin SAM V5.0; Serial: TP:1412
- Measurement SW: DASY52, Version 52.10 (2); SEMCAD X Version 14.6.12 (7470)

Area Scan (71x91x1): Interpolated grid: dx=1.200 mm, dy=1.200 mm
Maximum value of SAR (interpolated) = 2.67 W/kg

Zoom Scan (5x5x4)/Cube 0: Measurement grid: dx=8mm, dy=8mm, dz=5mm
Reference Value = 9.221 V/m; Power Drift = 0.20 dB
Peak SAR (extrapolated) = 3.33 W/kg
SAR(1 g) = 1.56 W/kg; SAR(10 g) = 0.721 W/kg
Maximum value of SAR (measured) = 2.63 W/kg

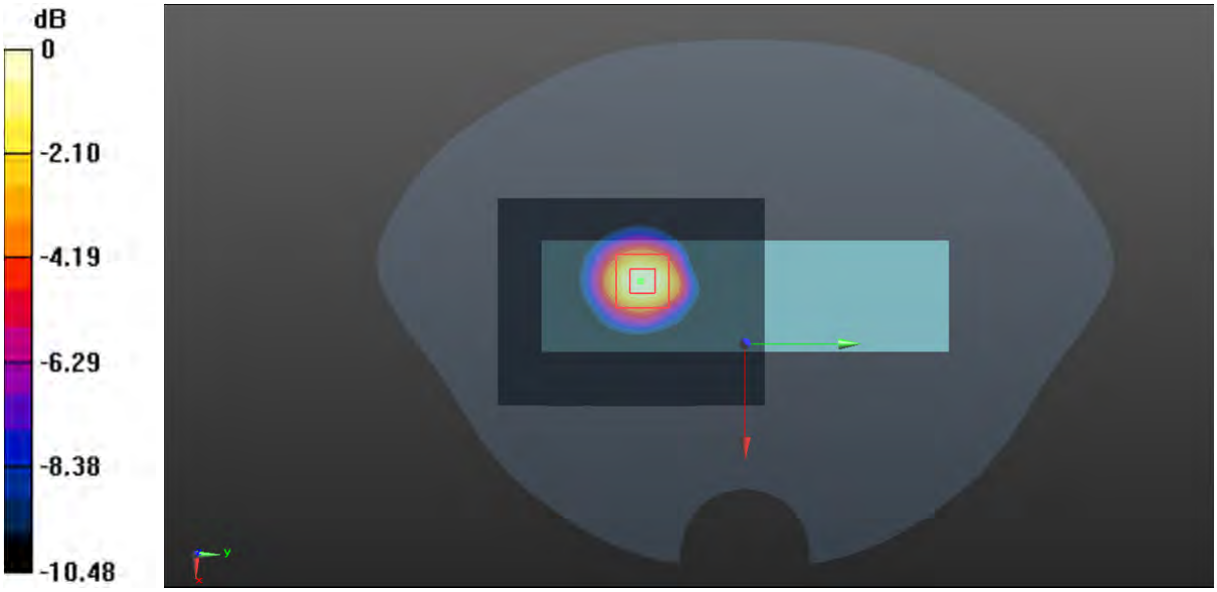

0 dB = 2.63 W/kg = 4.20 dBW/kg

Test Plot 62#: Wi-Fi 2.4G Antenna 1 Mid_ Handheld Bottom

DUT: Autel Smart Controller V3; Type: EP9-3; Serial: CR22060045-SA-S1

Communication System:CW; Frequency: 2437 MHz;Duty Cycle: 1:1
Medium parameters used: f = 2437 MHz; σ = 1.781 S/m; ε_r = 39.306; ρ = 1000 kg/m^3
Phantom section: Flat Section

DASY5 Configuration:

- Probe: EX3DV4 - SN7329; ConvF(7.42, 7.42, 7.42) @ 2437 MHz; Calibrated: 2021/12/31
- Sensor-Surface: 1.4mm (Mechanical Surface Detection)
- Electronics: DAE4 Sn1354; Calibrated: 2021/9/1
- Phantom: Twin SAM; Type: Twin SAM V5.0; Serial: TP:1412
- Measurement SW: DASY52, Version 52.10 (2); SEMCAD X Version 14.6.12 (7470)

Area Scan (81x81x1): Interpolated grid: dx=1.200 mm, dy=1.200 mm
Maximum value of SAR (interpolated) = 0.118 W/kg

Zoom Scan (5x5x4)/Cube 0: Measurement grid: dx=8mm, dy=8mm, dz=5mm
Reference Value = 6.509 V/m; Power Drift = 0.07 dB
Peak SAR (extrapolated) = 0.136 W/kg
SAR(1 g) = 0.080 W/kg; SAR(10 g) = 0.050 W/kg
Maximum value of SAR (measured) = 0.114 W/kg

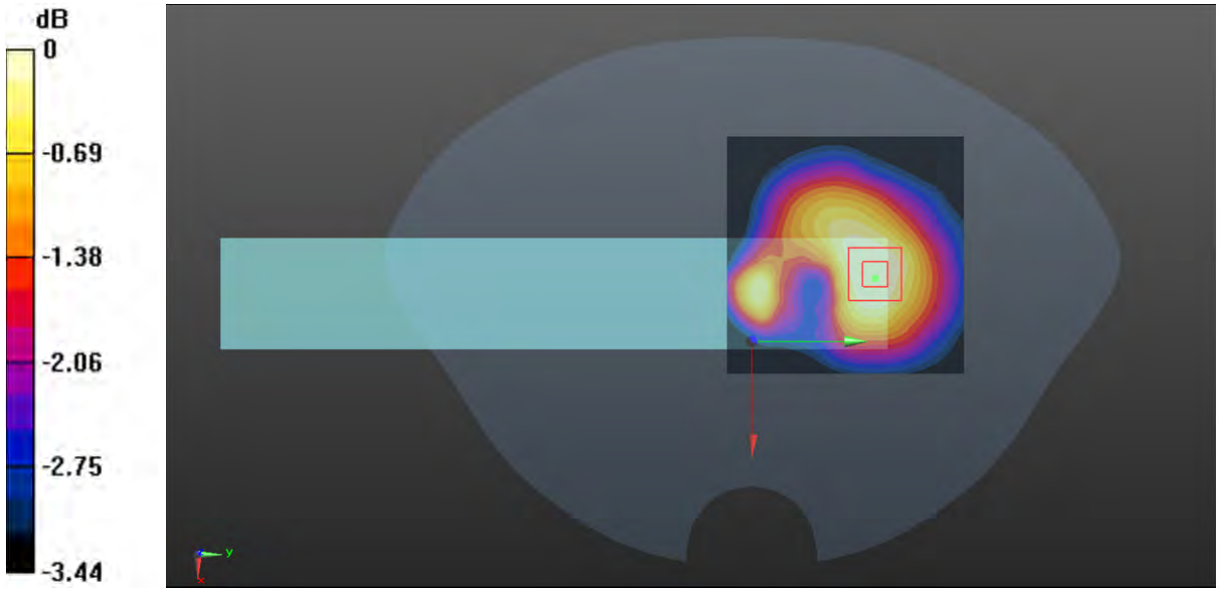

0 dB = 0.114 W/kg = -9.43 dBW/kg

Test Plot 63#: Wi-Fi 2.4G Antenna 1 Mid_ Body Back

DUT: Autel Smart Controller V3; Type: EP9-3; Serial: CR22060045-SA-S1

Communication System:CW; Frequency: 2437 MHz;Duty Cycle: 1:1
Medium parameters used: f = 2437 MHz; σ = 1.781 S/m; ε_r = 39.306; ρ = 1000 kg/m^3
Phantom section: Flat Section

DASY5 Configuration:

- Probe: EX3DV4 - SN7329; ConvF(7.42, 7.42, 7.42) @ 2437 MHz; Calibrated: 2021/12/31
- Sensor-Surface: 1.4mm (Mechanical Surface Detection)
- Electronics: DAE4 Sn1354; Calibrated: 2021/9/1
- Phantom: Twin SAM; Type: Twin SAM V5.0; Serial: TP:1412
- Measurement SW: DASY52, Version 52.10 (2); SEMCAD X Version 14.6.12 (7470)

Area Scan (71x51x1): Interpolated grid: dx=1.200 mm, dy=1.200 mm
Maximum value of SAR (interpolated) = 0.253 W/kg

Zoom Scan (5x5x4)/Cube 0: Measurement grid: dx=8mm, dy=8mm, dz=5mm
Reference Value = 3.153 V/m; Power Drift = 0.03 dB
Peak SAR (extrapolated) = 0.299 W/kg
SAR(1 g) = 0.170 W/kg; SAR(10 g) = 0.099 W/kg
Maximum value of SAR (measured) = 0.248 W/kg

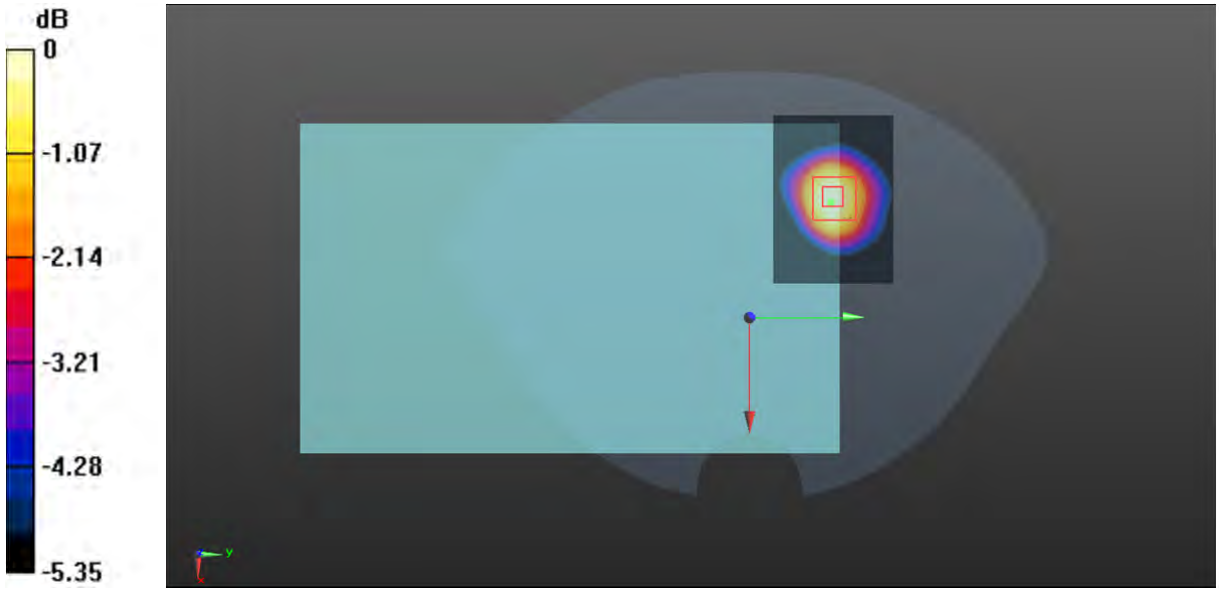

0 dB = 0.248 W/kg = -6.06 dBW/kg

Test Plot 64#: Wi-Fi 2.4G Antenna 1 Low_ Body Front

DUT: Autel Smart Controller V3; Type: EP9-3; Serial: CR22060045-SA-S1

Communication System:CW; Frequency: 2412 MHz;Duty Cycle: 1:1
Medium parameters used: f = 2412 MHz; σ = 1.751 S/m; ε_r = 39.341; ρ = 1000 kg/m^3
Phantom section: Flat Section

DASY5 Configuration:

- Probe: EX3DV4 - SN7329; ConvF(7.42, 7.42, 7.42) @ 2412 MHz; Calibrated: 2021/12/31
- Sensor-Surface: 1.4mm (Mechanical Surface Detection)
- Electronics: DAE4 Sn1354; Calibrated: 2021/9/1
- Phantom: Twin SAM; Type: Twin SAM V5.0; Serial: TP:1412
- Measurement SW: DASY52, Version 52.10 (2); SEMCAD X Version 14.6.12 (7470)

Area Scan (71x51x1): Interpolated grid: dx=1.200 mm, dy=1.200 mm
Maximum value of SAR (interpolated) = 1.59 W/kg

Zoom Scan (5x5x4)/Cube 0: Measurement grid: dx=8mm, dy=8mm, dz=5mm
Reference Value = 10.65 V/m; Power Drift = 0.04 dB
Peak SAR (extrapolated) = 1.84 W/kg
SAR(1 g) = 0.916 W/kg; SAR(10 g) = 0.442 W/kg
Maximum value of SAR (measured) = 1.48 W/kg

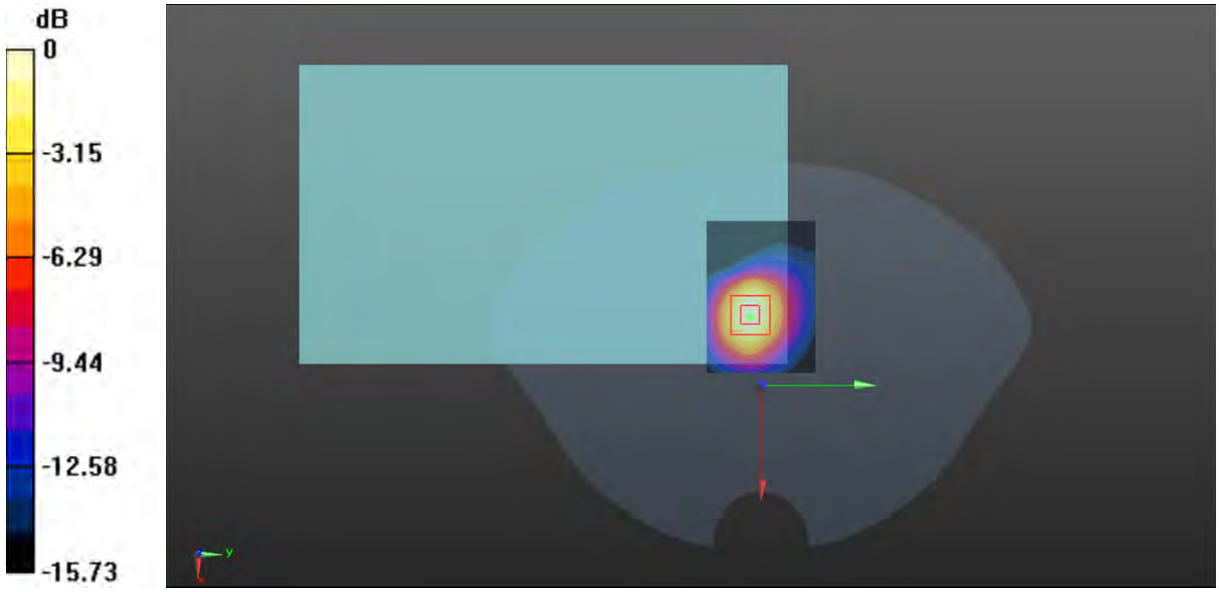

0 dB = 1.48 W/kg = 1.70 dBW/kg

Test Plot 65#: Wi-Fi 2.4G Antenna 1 Mid_ Body Front

DUT: Autel Smart Controller V3; Type: EP9-3; Serial: CR22060045-SA-S1

Communication System:CW; Frequency: 2437 MHz;Duty Cycle: 1:1
Medium parameters used: f = 2437 MHz; σ = 1.781 S/m; ε_r = 39.306; ρ = 1000 kg/m^3
Phantom section: Flat Section

DASY5 Configuration:

- Probe: EX3DV4 - SN7329; ConvF(7.42, 7.42, 7.42) @ 2437 MHz; Calibrated: 2021/12/31
- Sensor-Surface: 1.4mm (Mechanical Surface Detection)
- Electronics: DAE4 Sn1354; Calibrated: 2021/9/1
- Phantom: Twin SAM; Type: Twin SAM V5.0; Serial: TP:1412
- Measurement SW: DASY52, Version 52.10 (2); SEMCAD X Version 14.6.12 (7470)

Area Scan (71x61x1): Interpolated grid: dx=1.200 mm, dy=1.200 mm
Maximum value of SAR (interpolated) = 1.57 W/kg

Zoom Scan (5x5x4)/Cube 0: Measurement grid: dx=8mm, dy=8mm, dz=5mm
Reference Value = 10.93 V/m; Power Drift = 0.03 dB
Peak SAR (extrapolated) = 1.97 W/kg
SAR(1 g) = 0.964 W/kg; SAR(10 g) = 0.465 W/kg
Maximum value of SAR (measured) = 1.54 W/kg

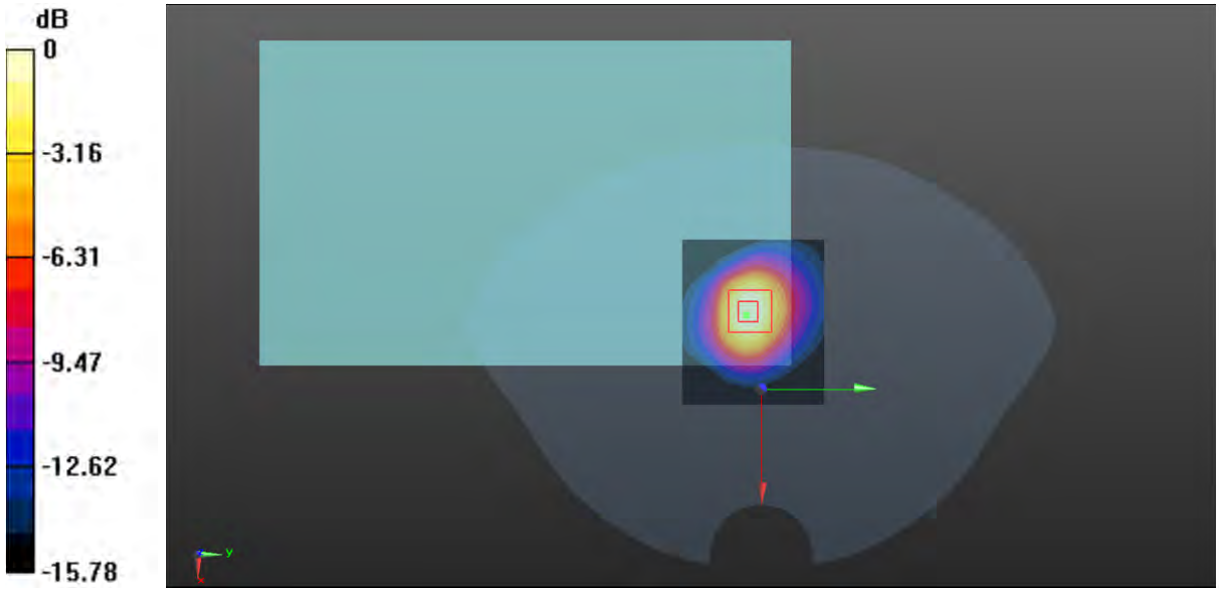

0 dB = 1.54 W/kg = 1.88 dBW/kg

Test Plot 66#: Wi-Fi 2.4G Antenna 1 High_ Body Front

DUT: Autel Smart Controller V3; Type: EP9-3; Serial: CR22060045-SA-S1

Communication System:CW; Frequency: 2462 MHz;Duty Cycle: 1:1
Medium parameters used: f = 2462 MHz; σ = 1.815 S/m; ε_r = 39.215; ρ = 1000 kg/m^3
Phantom section: Flat Section

DASY5 Configuration:

- Probe: EX3DV4 - SN7329; ConvF(7.42, 7.42, 7.42) @ 2462 MHz; Calibrated: 2021/12/31
- Sensor-Surface: 1.4mm (Mechanical Surface Detection)
- Electronics: DAE4 Sn1354; Calibrated: 2021/9/1
- Phantom: Twin SAM; Type: Twin SAM V5.0; Serial: TP:1412
- Measurement SW: DASY52, Version 52.10 (2); SEMCAD X Version 14.6.12 (7470)

Area Scan (71x61x1): Interpolated grid: dx=1.200 mm, dy=1.200 mm
Maximum value of SAR (interpolated) = 1.74 W/kg

Zoom Scan (5x5x4)/Cube 0: Measurement grid: dx=8mm, dy=8mm, dz=5mm
Reference Value = 11.13 V/m; Power Drift = -0.11 dB
Peak SAR (extrapolated) = 2.03 W/kg
SAR(1 g) = 0.989 W/kg; SAR(10 g) = 0.476 W/kg
Maximum value of SAR (measured) = 1.59 W/kg

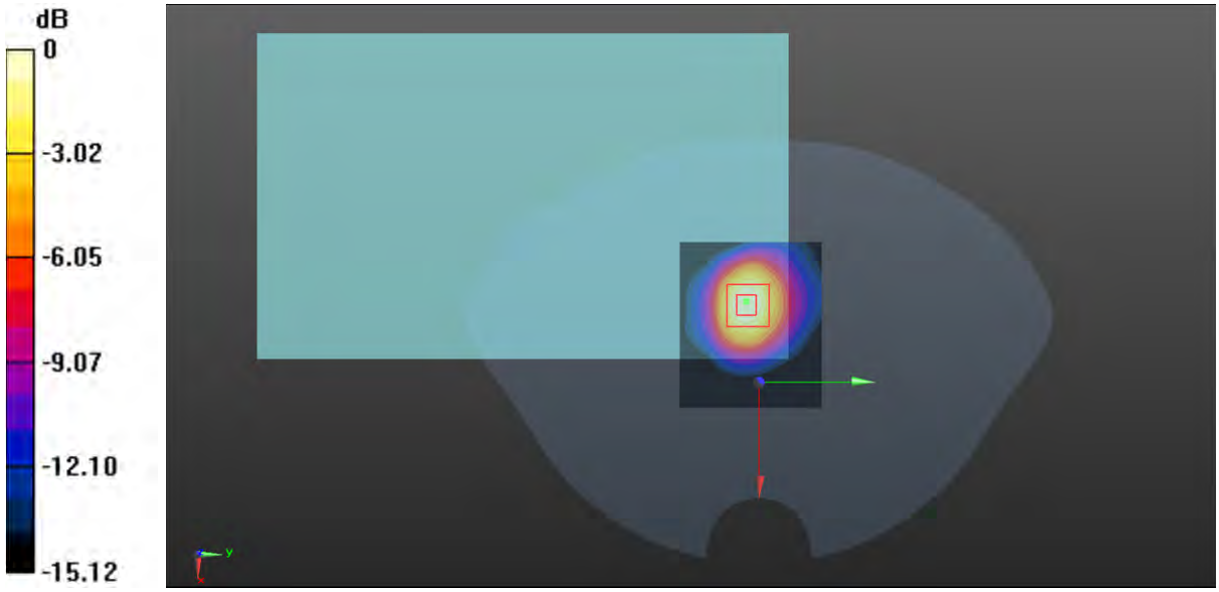

0 dB = 1.59 W/kg = 2.01 dBW/kg

Test Plot 67#: Wi-Fi 2.4G Antenna 1 Mid_ Body Right

DUT: Autel Smart Controller V3; Type: EP9-3; Serial: CR22060045-SA-S1

Communication System:CW; Frequency: 2437 MHz;Duty Cycle: 1:1
Medium parameters used: f = 2437 MHz; σ = 1.781 S/m; ε_r = 39.306; ρ = 1000 kg/m^3
Phantom section: Flat Section

DASY5 Configuration:

- Probe: EX3DV4 - SN7329; ConvF(7.42, 7.42, 7.42) @ 2437 MHz; Calibrated: 2021/12/31
- Sensor-Surface: 1.4mm (Mechanical Surface Detection)
- Electronics: DAE4 Sn1354; Calibrated: 2021/9/1
- Phantom: Twin SAM; Type: Twin SAM V5.0; Serial: TP:1412
- Measurement SW: DASY52, Version 52.10 (2); SEMCAD X Version 14.6.12 (7470)

Area Scan (71x91x1): Interpolated grid: dx=1.200 mm, dy=1.200 mm
Maximum value of SAR (interpolated) = 0.986 W/kg

Zoom Scan (5x5x4)/Cube 0: Measurement grid: dx=8mm, dy=8mm, dz=5mm
Reference Value = 5.835 V/m; Power Drift = 0.06 dB
Peak SAR (extrapolated) = 1.17 W/kg
SAR(1 g) = 0.618 W/kg; SAR(10 g) = 0.324 W/kg
Maximum value of SAR (measured) = 0.959 W/kg

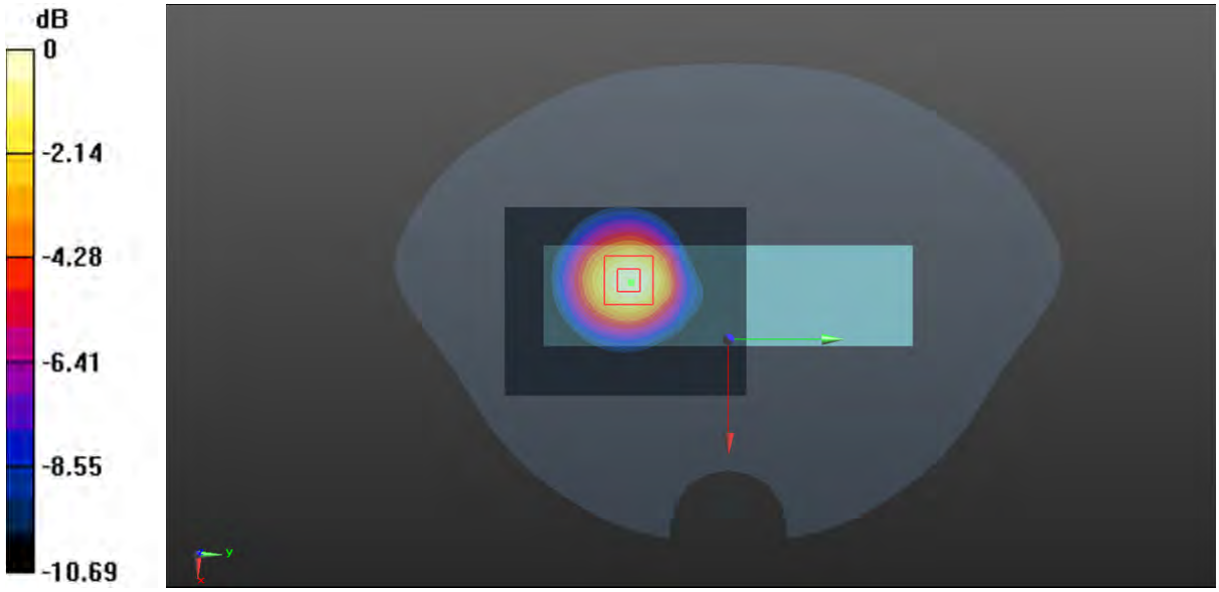

0 dB = 0.959 W/kg = -0.18 dBW/kg

Test Plot 68#: Wi-Fi 2.4G Antenna 1 Mid_ Body Bottom

DUT: Autel Smart Controller V3; Type: EP9-3; Serial: CR22060045-SA-S1

Communication System:CW; Frequency: 2437 MHz;Duty Cycle: 1:1
Medium parameters used: f = 2437 MHz; σ = 1.781 S/m; ε_r = 39.306; ρ = 1000 kg/m^3
Phantom section: Flat Section

DASY5 Configuration:

- Probe: EX3DV4 - SN7329; ConvF(7.42, 7.42, 7.42) @ 2437 MHz; Calibrated: 2021/12/31
- Sensor-Surface: 1.4mm (Mechanical Surface Detection)
- Electronics: DAE4 Sn1354; Calibrated: 2021/9/1
- Phantom: Twin SAM; Type: Twin SAM V5.0; Serial: TP:1412
- Measurement SW: DASY52, Version 52.10 (2); SEMCAD X Version 14.6.12 (7470)

Area Scan (101x101x1): Interpolated grid: dx=1.200 mm, dy=1.200 mm
Maximum value of SAR (interpolated) = 0.0676 W/kg

Zoom Scan (5x5x4)/Cube 0: Measurement grid: dx=8mm, dy=8mm, dz=5mm
Reference Value = 3.498 V/m; Power Drift = 0.08 dB
Peak SAR (extrapolated) = 0.0840 W/kg
SAR(1 g) = 0.048 W/kg; SAR(10 g) = 0.032 W/kg
Maximum value of SAR (measured) = 0.0697 W/kg

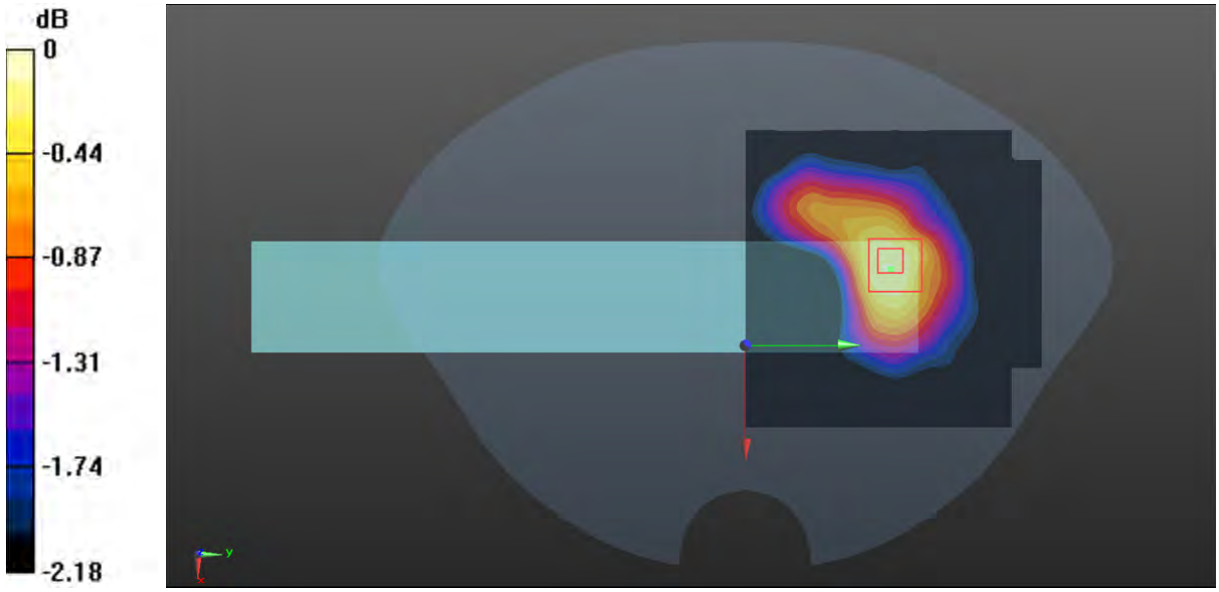

0 dB = 0.0697 W/kg = -11.57 dBW/kg

Test Plot 69#: Wi-Fi 5.8G Antenna 0 Mid_ Handheld Back

DUT: Autel Smart Controller V3; Type: EP9-3; Serial: CR22060045-SA-S1

Communication System: 5.8G Wi-Fi; Frequency: 5785 MHz;Duty Cycle: 1:1
Medium parameters used: f = 5785 MHz; σ = 5.234 S/m; ε_r = 35.347; ρ = 1000 kg/m^3
Phantom section: Flat Section

DASY5 Configuration:

- Probe: EX3DV4 - SN7329; ConvF(4.75, 4.75, 4.75) @ 5785 MHz; Calibrated: 2021/12/31
- Sensor-Surface: 1.4mm (Mechanical Surface Detection)
- Electronics: DAE4 Sn1354; Calibrated: 2021/9/1
- Phantom: Twin SAM; Type: Twin SAM V5.0; Serial: TP:1412
- Measurement SW: DASY52, Version 52.10 (2); SEMCAD X Version 14.6.12 (7470)

Area Scan (81x81x1): Interpolated grid: dx=1.000 mm, dy=1.000 mm
Maximum value of SAR (interpolated) = 1.34 W/kg

Zoom Scan (7x7x6)/Cube 0: Measurement grid: dx=4mm, dy=4mm, dz=2mm
Reference Value = 2.679 V/m; Power Drift = 0.08 dB
Peak SAR (extrapolated) = 2.17 W/kg
SAR(1 g) = 0.546 W/kg; SAR(10 g) = 0.223 W/kg
Maximum value of SAR (measured) = 1.23 W/kg

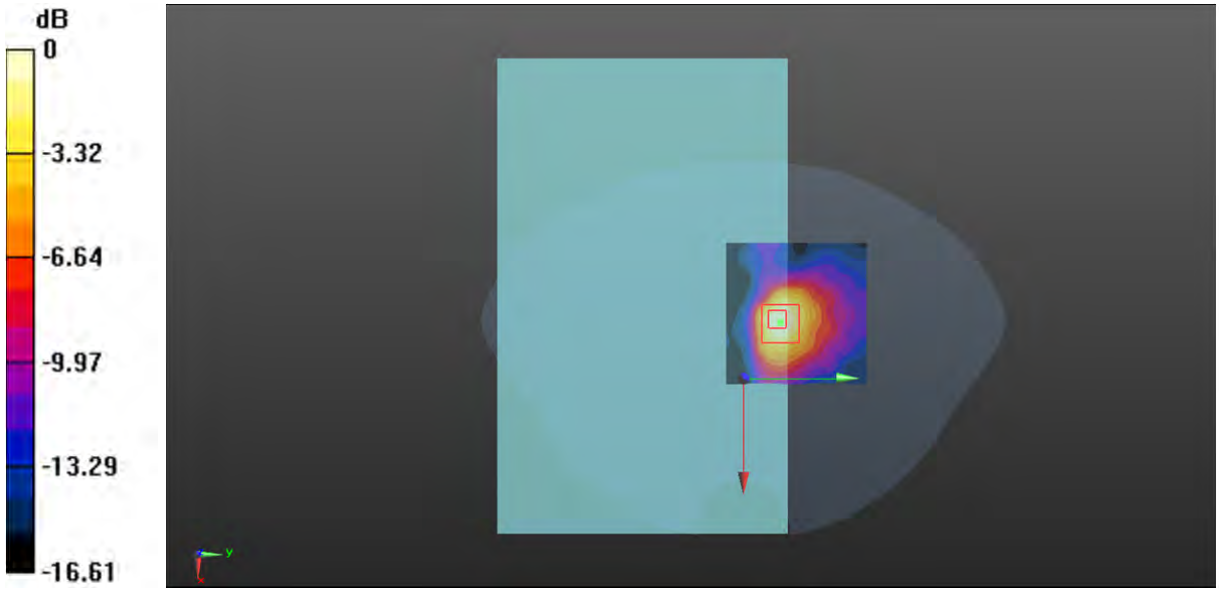

0 dB = 1.23 W/kg = 0.90 dBW/kg

Test Plot 70#: Wi-Fi 5.8G Antenna 0 Low_ Handheld Front

DUT: Autel Smart Controller V3; Type: EP9-3; Serial: CR22060045-SA-S1

Communication System:5.8G Wi-Fi; Frequency: 5745 MHz;Duty Cycle: 1:1
Medium parameters used: f = 5745 MHz; σ = 5.221 S/m; ε_r = 35.361; ρ = 1000 kg/m^3
Phantom section: Flat Section

DASY5 Configuration:

- Probe: EX3DV4 - SN7329; ConvF(4.75, 4.75, 4.75) @ 5745 MHz; Calibrated: 2021/12/31
- Sensor-Surface: 1.4mm (Mechanical Surface Detection)
- Electronics: DAE4 Sn1354; Calibrated: 2021/9/1
- Phantom: Twin SAM; Type: Twin SAM V5.0; Serial: TP:1412
- Measurement SW: DASY52, Version 52.10 (2); SEMCAD X Version 14.6.12 (7470)

Area Scan (61x101x1): Interpolated grid: dx=1.000 mm, dy=1.000 mm
Maximum value of SAR (interpolated) = 13.2 W/kg

Zoom Scan (7x7x6)/Cube 0: Measurement grid: dx=4mm, dy=4mm, dz=2mm
Reference Value = 4.510 V/m; Power Drift = 0.11 dB
Peak SAR (extrapolated) = 20.7 W/kg
SAR(1 g) = 4.03 W/kg; SAR(10 g) = 1.11 W/kg
Maximum value of SAR (measured) = 11.0 W/kg

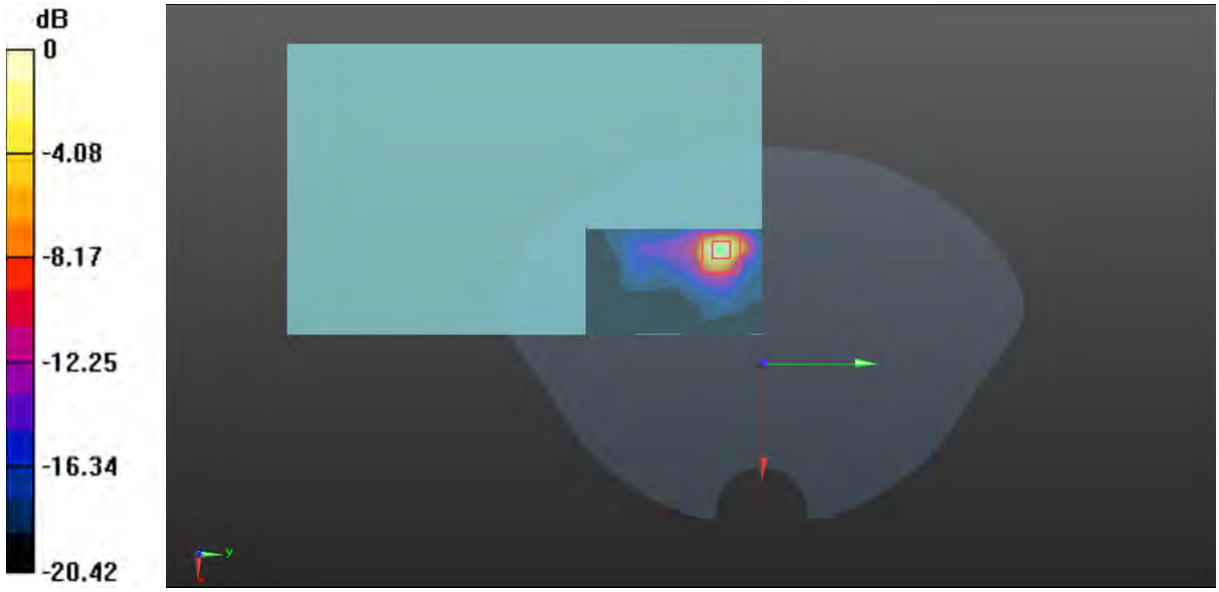

0 dB = 11.0 W/kg = 10.41 dBW/kg

Test Plot 71#: Wi-Fi 5.8G Antenna 0 Mid_ Handheld Front

DUT: Autel Smart Controller V3; Type: EP9-3; Serial: CR22060045-SA-S1

Communication System: 5.8G Wi-Fi; Frequency: 5785 MHz;Duty Cycle: 1:1
Medium parameters used: f = 5785 MHz; σ = 5.234 S/m; ε_r = 35.347; ρ = 1000 kg/m^3
Phantom section: Flat Section

DASY5 Configuration:

- Probe: EX3DV4 - SN7329; ConvF(4.75, 4.75, 4.75) @ 5785 MHz; Calibrated: 2021/12/31
- Sensor-Surface: 1.4mm (Mechanical Surface Detection)
- Electronics: DAE4 Sn1354; Calibrated: 2021/9/1
- Phantom: Twin SAM; Type: Twin SAM V5.0; Serial: TP:1412
- Measurement SW: DASY52, Version 52.10 (2); SEMCAD X Version 14.6.12 (7470)

Area Scan (61x101x1): Interpolated grid: dx=1.000 mm, dy=1.000 mm
Maximum value of SAR (interpolated) = 12.9 W/kg

Zoom Scan (7x7x6)/Cube 0: Measurement grid: dx=4mm, dy=4mm, dz=2mm
Reference Value = 4.091 V/m; Power Drift = 0.19 dB
Peak SAR (extrapolated) = 23.0 W/kg
SAR(1 g) = 4.44 W/kg; SAR(10 g) = 1.11 W/kg
Maximum value of SAR (measured) = 12.8 W/kg

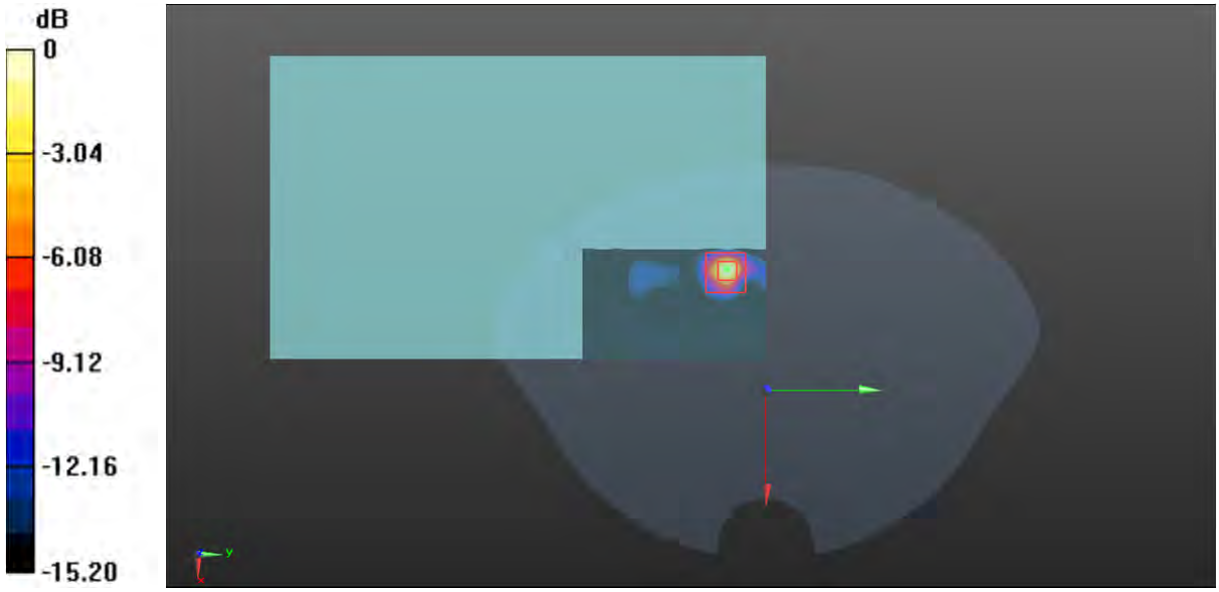

0 dB = 12.8 W/kg = 11.07 dBW/kg

Test Plot 72#: Wi-Fi 5.8G Antenna 0 High_ Handheld Front

DUT: Autel Smart Controller V3; Type: EP9-3; Serial: CR22060045-SA-S1

Communication System: 5.8G Wi-Fi; Frequency: 5825 MHz;Duty Cycle: 1:1
Medium parameters used: f = 5825 MHz; σ = 5.307 S/m; ε_r = 35.257; ρ = 1000 kg/m^3
Phantom section: Flat Section

DASY5 Configuration:

- Probe: EX3DV4 - SN7329; ConvF(4.75, 4.75, 4.75) @ 5825 MHz; Calibrated: 2021/12/31
- Sensor-Surface: 1.4mm (Mechanical Surface Detection)
- Electronics: DAE4 Sn1354; Calibrated: 2021/9/1
- Phantom: Twin SAM; Type: Twin SAM V5.0; Serial: TP:1412
- Measurement SW: DASY52, Version 52.10 (2); SEMCAD X Version 14.6.12 (7470)

Area Scan (61x101x1): Interpolated grid: dx=1.000 mm, dy=1.000 mm
Maximum value of SAR (interpolated) = 12.7 W/kg

Zoom Scan (7x7x6)/Cube 0: Measurement grid: dx=4mm, dy=4mm, dz=2mm
Reference Value = 4.621 V/m; Power Drift = 0.11 dB
Peak SAR (extrapolated) = 20.1 W/kg
SAR(1 g) = 3.81 W/kg; SAR(10 g) = 1.04 W/kg
Maximum value of SAR (measured) = 9.76 W/kg

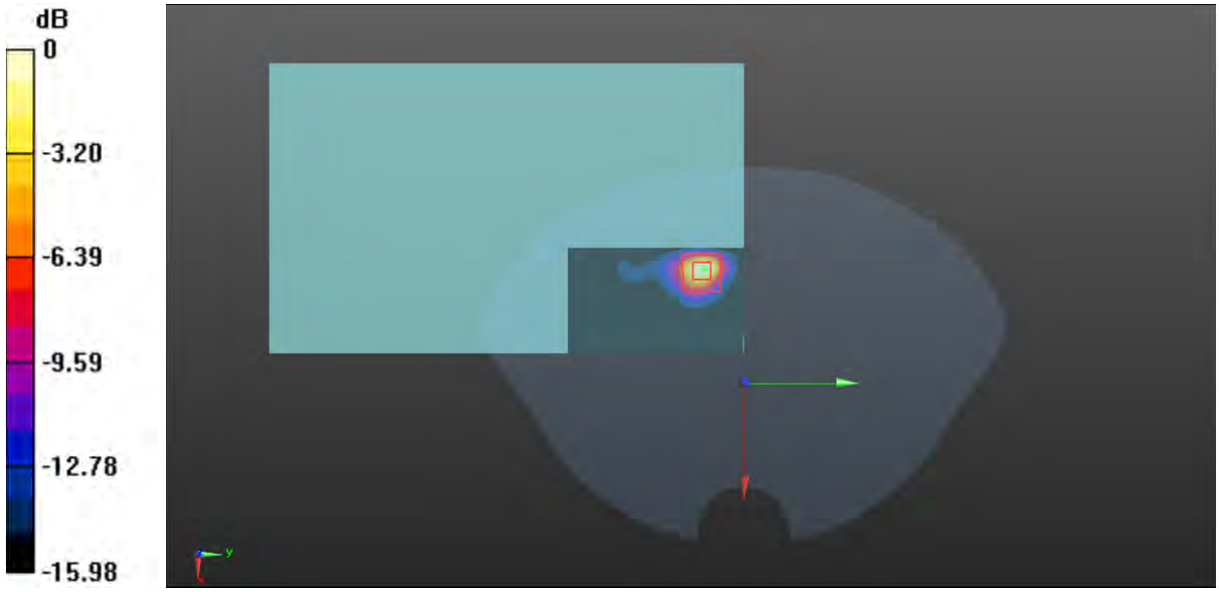

0 dB = 9.76 W/kg = 9.89 dBW/kg

Test Plot 73#: Wi-Fi 5.8G Antenna 0 Mid_ Handheld Bottom

DUT: Autel Smart Controller V3; Type: EP9-3; Serial: CR22060045-SA-S1

Communication System: 5.8G Wi-Fi; Frequency: 5785 MHz;Duty Cycle: 1:1
Medium parameters used: f = 5785 MHz; σ = 5.234 S/m; ε_r = 35.347; ρ = 1000 kg/m^3
Phantom section: Flat Section

DASY5 Configuration:

- Probe: EX3DV4 - SN7329; ConvF(4.75, 4.75, 4.75) @ 5785 MHz; Calibrated: 2021/12/31
- Sensor-Surface: 1.4mm (Mechanical Surface Detection)
- Electronics: DAE4 Sn1354; Calibrated: 2021/9/1
- Phantom: Twin SAM; Type: Twin SAM V5.0; Serial: TP:1412
- Measurement SW: DASY52, Version 52.10 (2); SEMCAD X Version 14.6.12 (7470)

Area Scan (81x121x1): Interpolated grid: dx=1.000 mm, dy=1.000 mm
Maximum value of SAR (interpolated) = 8.67 W/kg

Zoom Scan (7x7x6)/Cube 0: Measurement grid: dx=4mm, dy=4mm, dz=2mm
Reference Value = 5.432 V/m; Power Drift = 0.13 dB
Peak SAR (extrapolated) = 15.7 W/kg
SAR(1 g) = 3.55 W/kg; SAR(10 g) = 1.07 W/kg
Maximum value of SAR (measured) = 7.90 W/kg

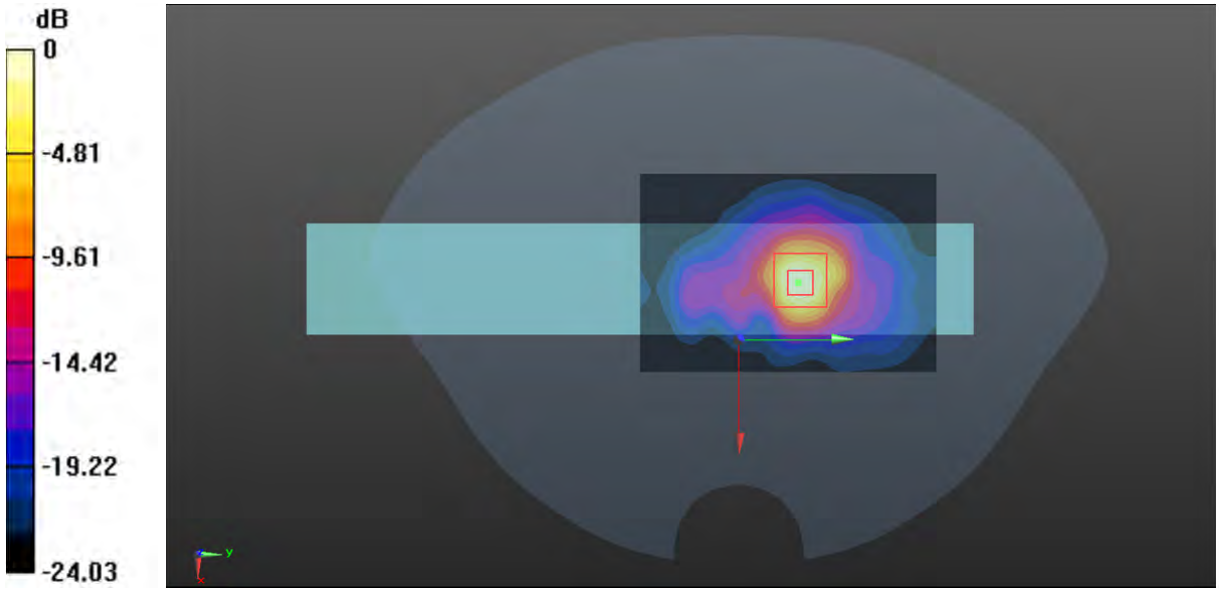

0 dB = 7.90 W/kg = 8.98 dBW/kg

Test Plot 74#: Wi-Fi 5.8G Antenna 0 Mid_ Body Back

DUT: Autel Smart Controller V3; Type: EP9-3; Serial: CR22060045-SA-S1

Communication System: 5.8G Wi-Fi; Frequency: 5785 MHz;Duty Cycle: 1:1
Medium parameters used: f = 5785 MHz; σ = 5.234 S/m; ε_r = 35.347; ρ = 1000 kg/m^3
Phantom section: Flat Section

DASY5 Configuration:

- Probe: EX3DV4 - SN7329; ConvF(4.75, 4.75, 4.75) @ 5785 MHz; Calibrated: 2021/12/31
- Sensor-Surface: 1.4mm (Mechanical Surface Detection)
- Electronics: DAE4 Sn1354; Calibrated: 2021/9/1
- Phantom: Twin SAM; Type: Twin SAM V5.0; Serial: TP:1412
- Measurement SW: DASY52, Version 52.10 (2); SEMCAD X Version 14.6.12 (7470)

Area Scan (61x81x1): Interpolated grid: dx=1.000 mm, dy=1.000 mm
Maximum value of SAR (interpolated) = 0.316 W/kg

Zoom Scan (7x7x6)/Cube 0: Measurement grid: dx=4mm, dy=4mm, dz=2mm
Reference Value = 2.173 V/m; Power Drift = 0.13 dB
Peak SAR (extrapolated) = 0.501 W/kg
SAR(1 g) = 0.143 W/kg; SAR(10 g) = 0.080 W/kg
Maximum value of SAR (measured) = 0.283 W/kg

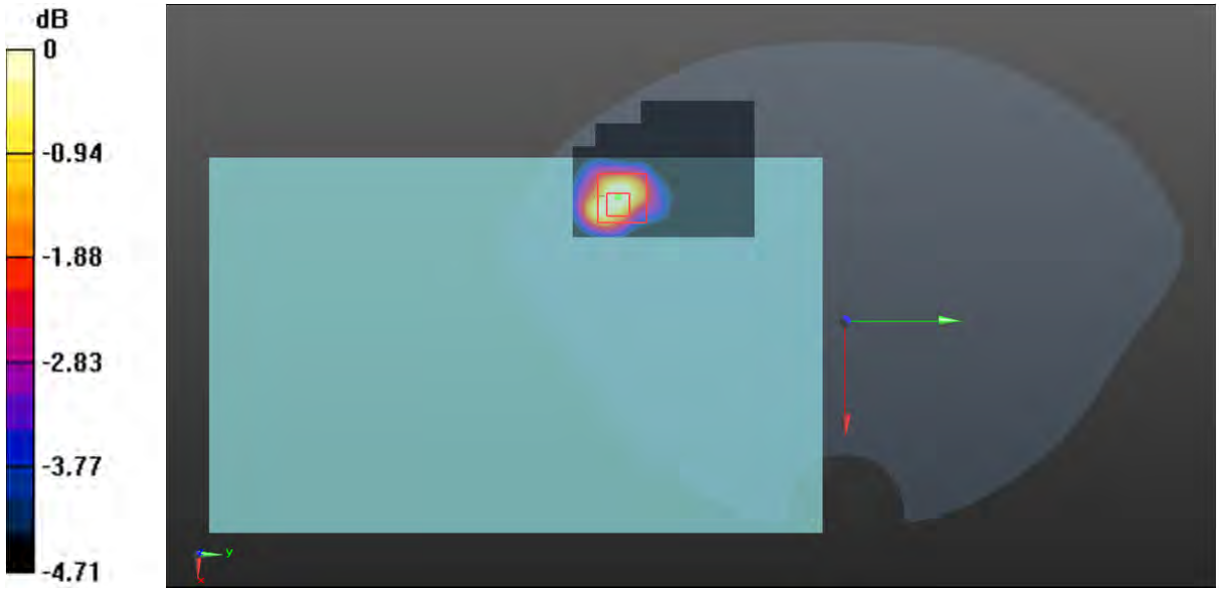

0 dB = 0.283 W/kg = -5.48 dBW/kg

Test Plot 75#: Wi-Fi 5.8G Antenna 0 Low_ Body Front

DUT: Autel Smart Controller V3; Type: EP9-3; Serial: CR22060045-SA-S1

Communication System: 5.8G Wi-Fi; Frequency: 5745 MHz;Duty Cycle: 1:1
Medium parameters used: f = 5745 MHz; σ = 5.221 S/m; ε_r = 35.361; ρ = 1000 kg/m^3
Phantom section: Flat Section

DASY5 Configuration:

- Probe: EX3DV4 - SN7329; ConvF(4.75, 4.75, 4.75) @ 5745 MHz; Calibrated: 2021/12/31
- Sensor-Surface: 1.4mm (Mechanical Surface Detection)
- Electronics: DAE4 Sn1354; Calibrated: 2021/9/1
- Phantom: Twin SAM; Type: Twin SAM V5.0; Serial: TP:1412
- Measurement SW: DASY52, Version 52.10 (2); SEMCAD X Version 14.6.12 (7470)

Area Scan (61x61x1): Interpolated grid: dx=1.000 mm, dy=1.000 mm
Maximum value of SAR (interpolated) = 1.92 W/kg

Zoom Scan (7x7x6)/Cube 0: Measurement grid: dx=4mm, dy=4mm, dz=2mm
Reference Value = 3.918 V/m; Power Drift = 0.04 dB
Peak SAR (extrapolated) = 3.02 W/kg
SAR(1 g) = 0.743 W/kg; SAR(10 g) = 0.324 W/kg
Maximum value of SAR (measured) = 1.73 W/kg

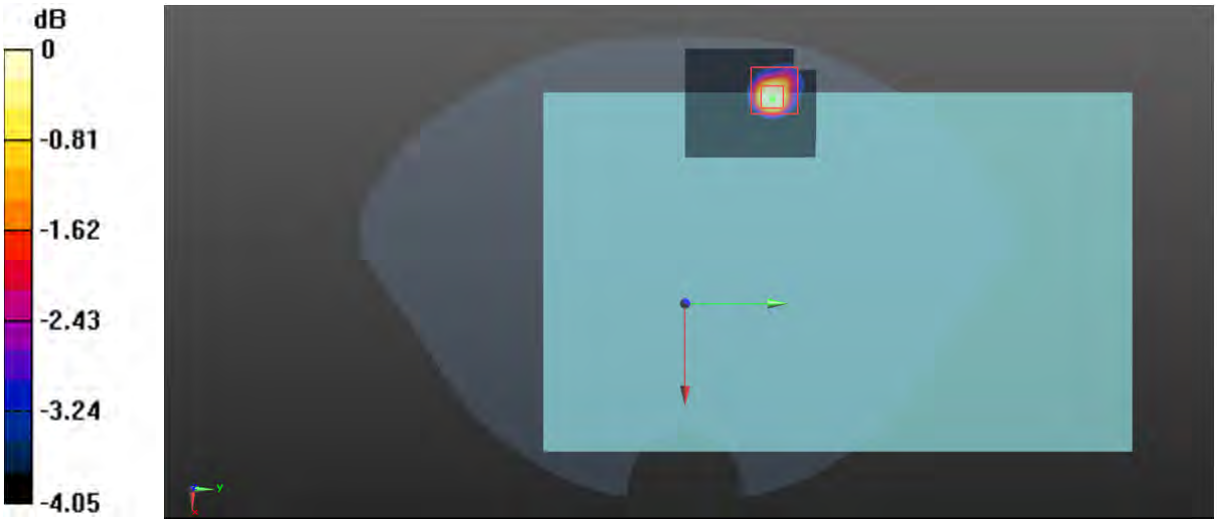

0 dB = 1.73 W/kg = 2.38 dBW/kg

Test Plot 76#: Wi-Fi 5.8G Antenna 0 Mid_ Body Front

DUT: Autel Smart Controller V3; Type: EP9-3; Serial: CR22060045-SA-S1

Communication System: 5.8G Wi-Fi; Frequency: 5785 MHz;Duty Cycle: 1:1
Medium parameters used: f = 5785 MHz; σ = 5.234 S/m; ε_r = 35.347; ρ = 1000 kg/m^3
Phantom section: Flat Section

DASY5 Configuration:

- Probe: EX3DV4 - SN7329; ConvF(4.75, 4.75, 4.75) @ 5785 MHz; Calibrated: 2021/12/31
- Sensor-Surface: 1.4mm (Mechanical Surface Detection)
- Electronics: DAE4 Sn1354; Calibrated: 2021/9/1
- Phantom: Twin SAM; Type: Twin SAM V5.0; Serial: TP:1412
- Measurement SW: DASY52, Version 52.10 (2); SEMCAD X Version 14.6.12 (7470)

Area Scan (61x101x1): Interpolated grid: dx=1.000 mm, dy=1.000 mm
Maximum value of SAR (interpolated) = 1.98 W/kg

Zoom Scan (7x7x6)/Cube 0: Measurement grid: dx=4mm, dy=4mm, dz=2mm
Reference Value = 3.710 V/m; Power Drift = 0.01 dB
Peak SAR (extrapolated) = 2.64 W/kg
SAR(1 g) = 0.761 W/kg; SAR(10 g) = 0.344 W/kg
Maximum value of SAR (measured) = 1.69 W/kg

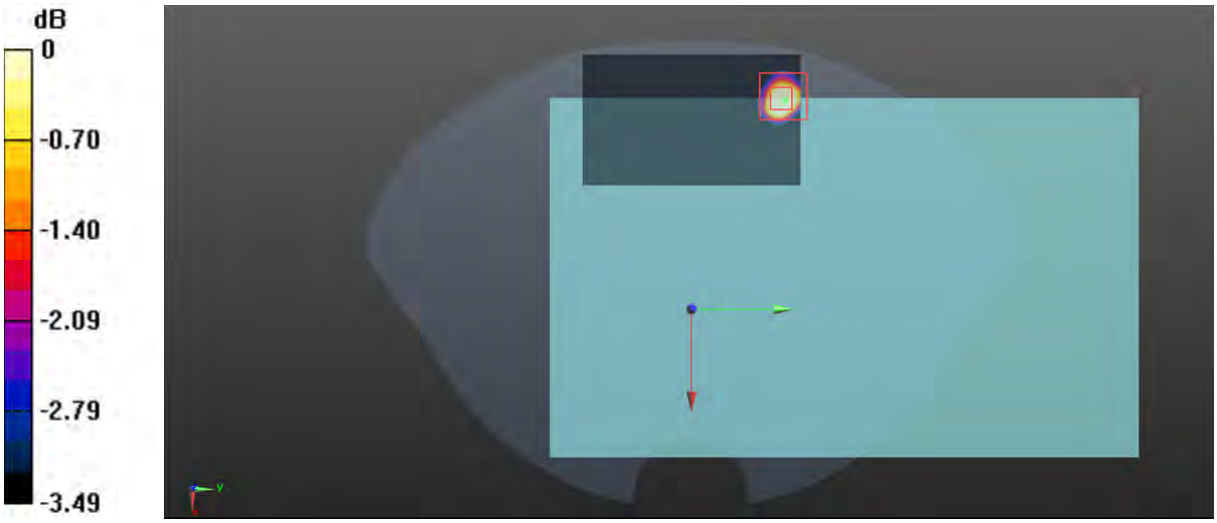

0 dB = 1.69 W/kg = 2.28 dBW/kg

Test Plot 77#: Wi-Fi 5.8G Antenna 0 High_ Body Front

DUT: Autel Smart Controller V3; Type: EP9-3; Serial: CR22060045-SA-S1

Communication System:5.8G Wi-Fi; Frequency: 5825 MHz;Duty Cycle: 1:1
Medium parameters used: f = 5825 MHz; σ = 5.307 S/m; ε_r = 35.257; ρ = 1000 kg/m^3
Phantom section: Flat Section

DASY5 Configuration:

- Probe: EX3DV4 - SN7329; ConvF(4.75, 4.75, 4.75) @ 5825 MHz; Calibrated: 2021/12/31
- Sensor-Surface: 1.4mm (Mechanical Surface Detection)
- Electronics: DAE4 Sn1354; Calibrated: 2021/9/1
- Phantom: Twin SAM; Type: Twin SAM V5.0; Serial: TP:1412
- Measurement SW: DASY52, Version 52.10 (2); SEMCAD X Version 14.6.12 (7470)

Area Scan (61x61x1): Interpolated grid: dx=1.000 mm, dy=1.000 mm
Maximum value of SAR (interpolated) = 2.04 W/kg

Zoom Scan (7x7x6)/Cube 0: Measurement grid: dx=4mm, dy=4mm, dz=2mm
Reference Value = 3.672 V/m; Power Drift = 0.13 dB
Peak SAR (extrapolated) = 3.02 W/kg
SAR(1 g) = 0.828 W/kg; SAR(10 g) = 0.354 W/kg
Maximum value of SAR (measured) = 1.76 W/kg

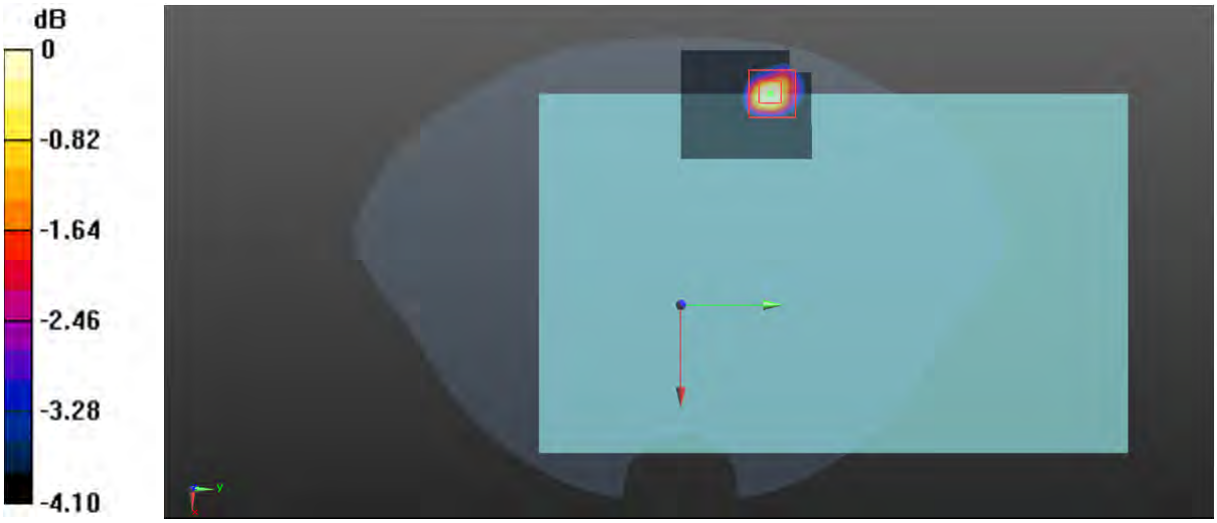

0 dB = 1.76 W/kg = 2.46 dBW/kg

Test Plot 78#: Wi-Fi 5.8G Antenna 0 Mid_ Body Bottom

DUT: Autel Smart Controller V3; Type: EP9-3; Serial: CR22060045-SA-S1

Communication System: 5.8G Wi-Fi; Frequency: 5785 MHz;Duty Cycle: 1:1
Medium parameters used: f = 5785 MHz; σ = 5.234 S/m; ε_r = 35.347; ρ = 1000 kg/m^3
Phantom section: Flat Section

DASY5 Configuration:

- Probe: EX3DV4 - SN7329; ConvF(4.75, 4.75, 4.75) @ 5785 MHz; Calibrated: 2021/12/31
- Sensor-Surface: 1.4mm (Mechanical Surface Detection)
- Electronics: DAE4 Sn1354; Calibrated: 2021/9/1
- Phantom: Twin SAM; Type: Twin SAM V5.0; Serial: TP:1412
- Measurement SW: DASY52, Version 52.10 (2); SEMCAD X Version 14.6.12 (7470)

Area Scan (81x121x1): Interpolated grid: dx=1.000 mm, dy=1.000 mm
Maximum value of SAR (interpolated) = 1.58 W/kg

Zoom Scan (7x7x6)/Cube 0: Measurement grid: dx=4mm, dy=4mm, dz=2mm
Reference Value = 3.138 V/m; Power Drift = 0.12 dB
Peak SAR (extrapolated) = 1.97 W/kg
SAR(1 g) = 0.602 W/kg; SAR(10 g) = 0.270 W/kg
Maximum value of SAR (measured) = 1.22 W/kg

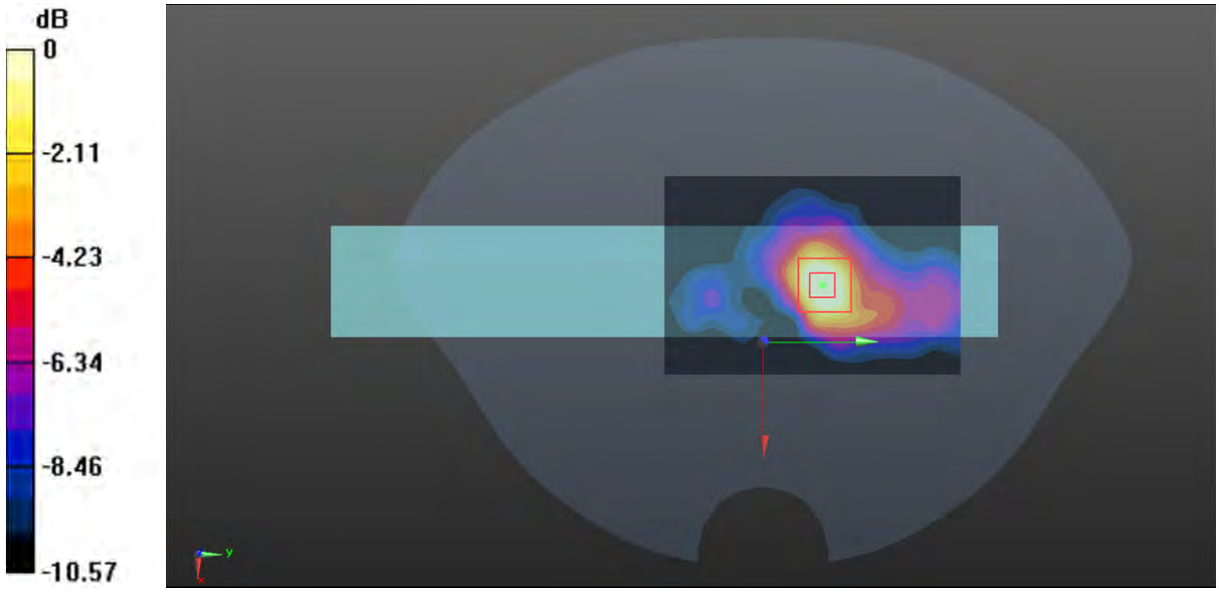

0 dB = 1.22 W/kg = 0.86 dBW/kg

Test Plot 79#: Wi-Fi 5.8G Antenna 1 Mid_ Handheld Back

DUT: Autel Smart Controller V3; Type: EP9-3; Serial: CR22060045-SA-S1

Communication System: 5.8G Wi-Fi; Frequency: 5785 MHz;Duty Cycle: 1:1
Medium parameters used: f = 5785 MHz; σ = 5.234 S/m; ε_r = 35.347; ρ = 1000 kg/m^3
Phantom section: Flat Section

DASY5 Configuration:

- Probe: EX3DV4 - SN7329; ConvF(4.75, 4.75, 4.75) @ 5785 MHz; Calibrated: 2021/12/31
- Sensor-Surface: 1.4mm (Mechanical Surface Detection)
- Electronics: DAE4 Sn1354; Calibrated: 2021/9/1
- Phantom: Twin SAM; Type: Twin SAM V5.0; Serial: TP:1412
- Measurement SW: DASY52, Version 52.10 (2); SEMCAD X Version 14.6.12 (7470)

Area Scan (61x61x1): Interpolated grid: dx=1.000 mm, dy=1.000 mm
Maximum value of SAR (interpolated) = 0.881 W/kg

Zoom Scan (7x7x6)/Cube 0: Measurement grid: dx=4mm, dy=4mm, dz=2mm
Reference Value = 2.801 V/m; Power Drift = 0.12 dB
Peak SAR (extrapolated) = 1.48 W/kg
SAR(1 g) = 0.374 W/kg; SAR(10 g) = 0.189 W/kg
Maximum value of SAR (measured) = 0.874 W/kg

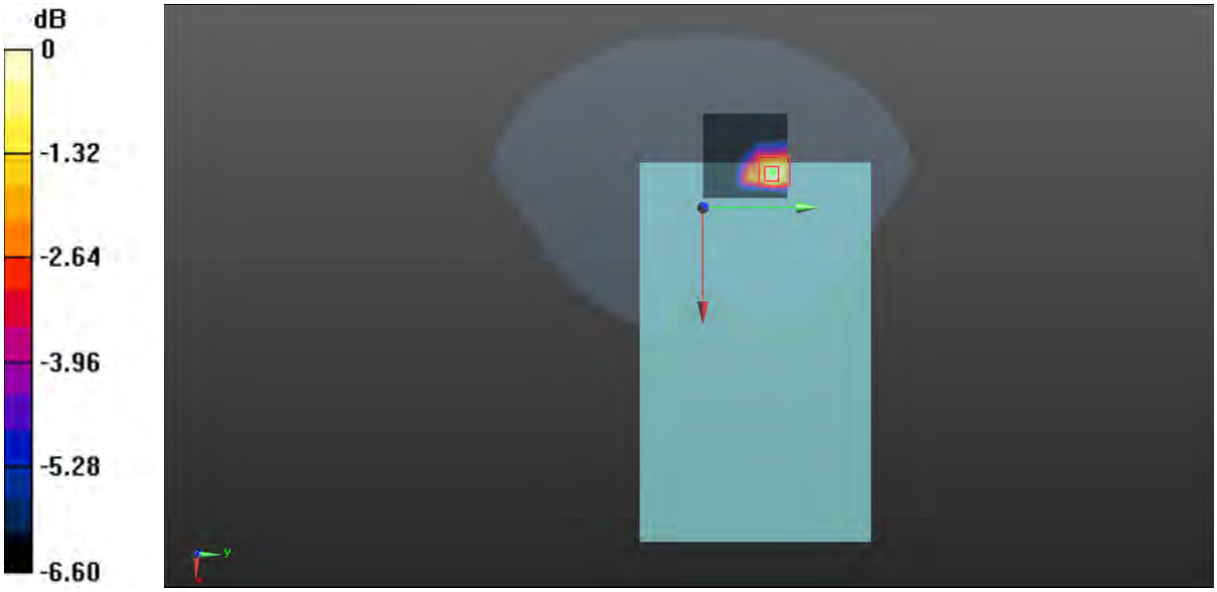

0 dB = 0.874 W/kg = -0.58 dBW/kg

Test Plot 80#: Wi-Fi 5.8G Antenna 1 Low_ Handheld Front

DUT: Autel Smart Controller V3; Type: EP9-3; Serial: CR22060045-SA-S1

Communication System: 5.8G Wi-Fi; Frequency: 5745 MHz;Duty Cycle: 1:1
Medium parameters used: f = 5745 MHz; σ = 5.221 S/m; ε_r = 35.361; ρ = 1000 kg/m^3
Phantom section: Flat Section

DASY5 Configuration:

- Probe: EX3DV4 - SN7329; ConvF(4.75, 4.75, 4.75) @ 5745 MHz; Calibrated: 2021/12/31
- Sensor-Surface: 1.4mm (Mechanical Surface Detection)
- Electronics: DAE4 Sn1354; Calibrated: 2021/9/1
- Phantom: Twin SAM; Type: Twin SAM V5.0; Serial: TP:1412
- Measurement SW: DASY52, Version 52.10 (2); SEMCAD X Version 14.6.12 (7470)

Area Scan (81x81x1): Interpolated grid: dx=1.000 mm, dy=1.000 mm
Maximum value of SAR (interpolated) = 3.51 W/kg

Zoom Scan (7x7x6)/Cube 0: Measurement grid: dx=4mm, dy=4mm, dz=2mm
Reference Value = 5.019 V/m; Power Drift = 0.17 dB
Peak SAR (extrapolated) = 6.60 W/kg
SAR(1 g) = 1.61 W/kg; SAR(10 g) = 0.577 W/kg
Maximum value of SAR (measured) = 3.56 W/kg

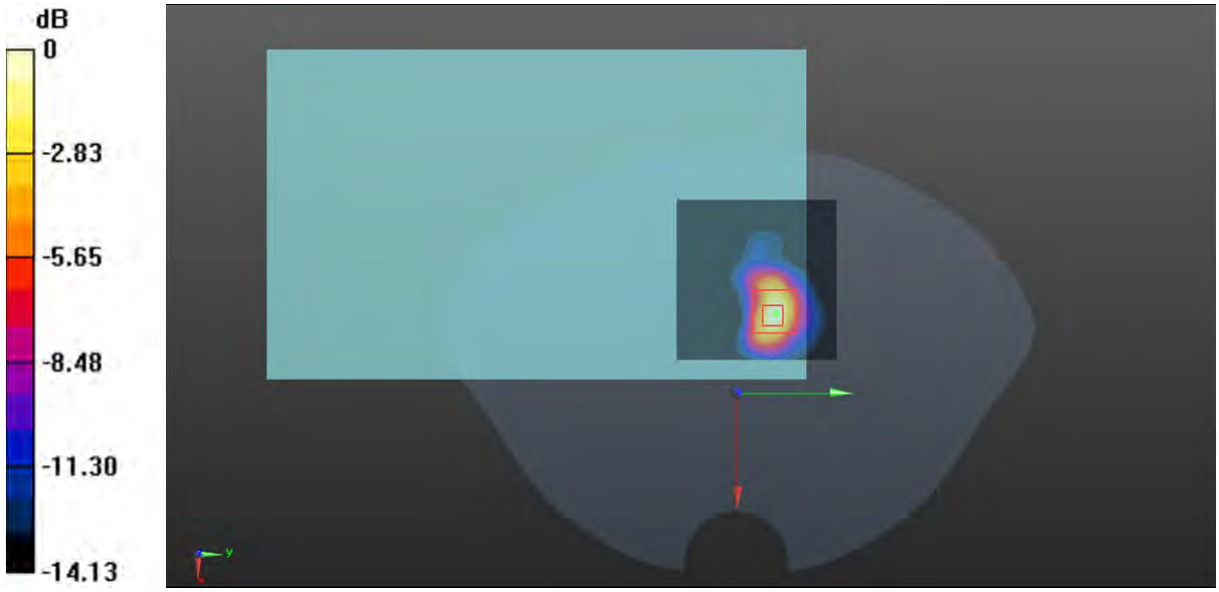

0 dB = 3.56 W/kg = 5.51 dBW/kg

Test Plot 81#: Wi-Fi 5.8G Antenna 1 Mid_ Handheld Front

DUT: Autel Smart Controller V3; Type: EP9-3; Serial: CR22060045-SA-S1

Communication System: 5.8G Wi-Fi; Frequency: 5785 MHz;Duty Cycle: 1:1
Medium parameters used: f = 5785 MHz; σ = 5.234 S/m; ε_r = 35.347; ρ = 1000 kg/m^3
Phantom section: Flat Section

DASY5 Configuration:

- Probe: EX3DV4 - SN7329; ConvF(4.75, 4.75, 4.75) @ 5785 MHz; Calibrated: 2021/12/31
- Sensor-Surface: 1.4mm (Mechanical Surface Detection)
- Electronics: DAE4 Sn1354; Calibrated: 2021/9/1
- Phantom: Twin SAM; Type: Twin SAM V5.0; Serial: TP:1412
- Measurement SW: DASY52, Version 52.10 (2); SEMCAD X Version 14.6.12 (7470)

Area Scan (81x81x1): Interpolated grid: dx=1.000 mm, dy=1.000 mm
Maximum value of SAR (interpolated) = 5.13 W/kg

Zoom Scan (7x7x6)/Cube 0: Measurement grid: dx=4mm, dy=4mm, dz=2mm
Reference Value = 2.579 V/m; Power Drift = 0.18 dB
Peak SAR (extrapolated) = 7.92 W/kg
SAR(1 g) = 1.85 W/kg; SAR(10 g) = 0.592 W/kg
Maximum value of SAR (measured) = 4.32 W/kg

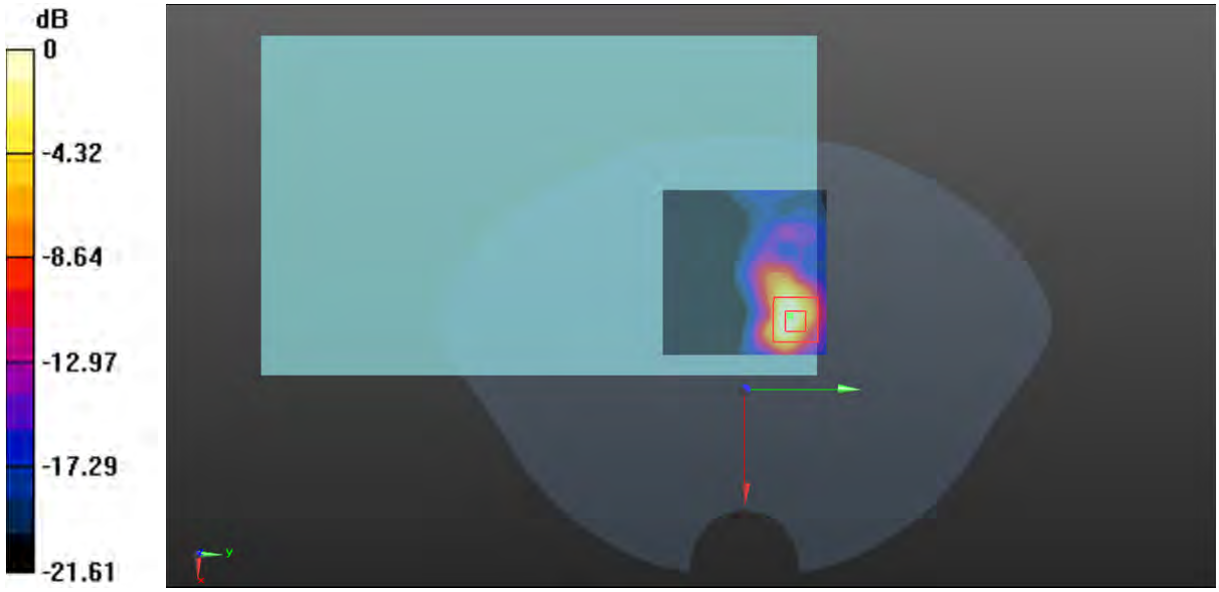

0 dB = 4.32 W/kg = 6.35 dBW/kg

Test Plot 82#: Wi-Fi 5.8G Antenna 1 High_ Handheld Front

DUT: Autel Smart Controller V3; Type: EP9-3; Serial: CR22060045-SA-S1

Communication System: 5.8G Wi-Fi; Frequency: 5825 MHz;Duty Cycle: 1:1
Medium parameters used: f = 5825 MHz; σ = 5.307 S/m; ε_r = 35.257; ρ = 1000 kg/m^3
Phantom section: Flat Section

DASY5 Configuration:

- Probe: EX3DV4 - SN7329; ConvF(4.75, 4.75, 4.75) @ 5825 MHz; Calibrated: 2021/12/31
- Sensor-Surface: 1.4mm (Mechanical Surface Detection)
- Electronics: DAE4 Sn1354; Calibrated: 2021/9/1
- Phantom: Twin SAM; Type: Twin SAM V5.0; Serial: TP:1412
- Measurement SW: DASY52, Version 52.10 (2); SEMCAD X Version 14.6.12 (7470)

Area Scan (81x81x1): Interpolated grid: dx=1.000 mm, dy=1.000 mm
Maximum value of SAR (interpolated) = 4.93 W/kg

Zoom Scan (7x7x6)/Cube 0: Measurement grid: dx=4mm, dy=4mm, dz=2mm
Reference Value = 5.684 V/m; Power Drift = -0.14 dB
Peak SAR (extrapolated) = 10.3 W/kg
SAR(1 g) = 2.05 W/kg; SAR(10 g) = 0.713 W/kg
Maximum value of SAR (measured) = 5.18 W/kg

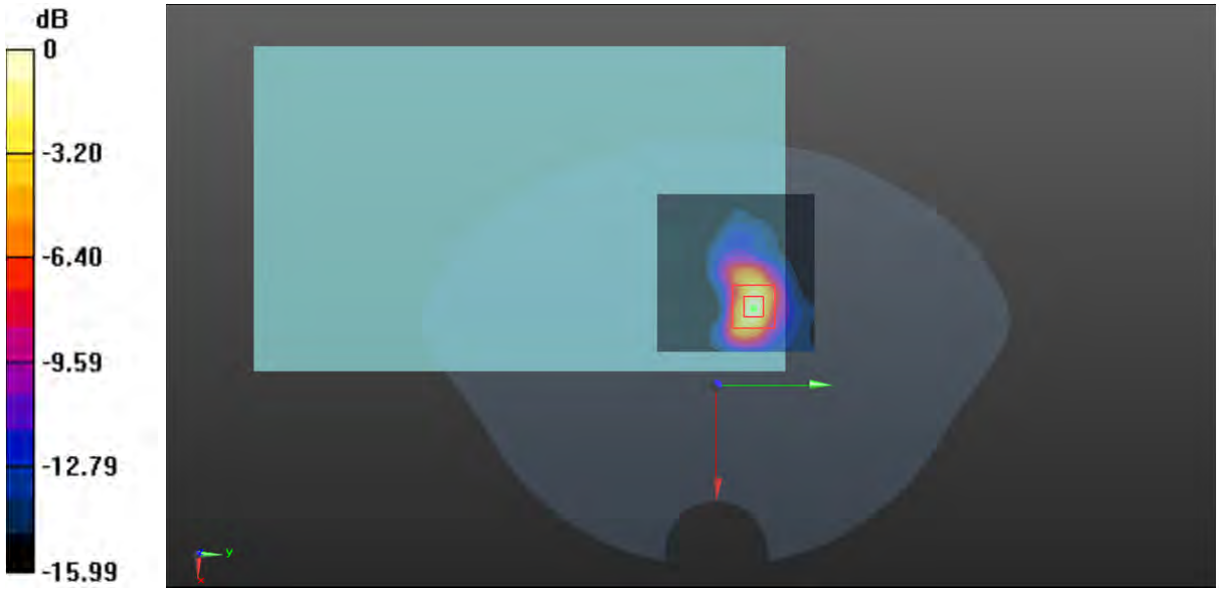

0 dB = 5.18 W/kg = 7.14 dBW/kg

Test Plot 83#: Wi-Fi 5.8G Antenna 1 Mid_ Handheld Right

DUT: Autel Smart Controller V3; Type: EP9-3; Serial: CR22060045-SA-S1

Communication System: 5.8G Wi-Fi; Frequency: 5785 MHz;Duty Cycle: 1:1
Medium parameters used: f = 5785 MHz; σ = 5.234 S/m; ε_r = 35.347; ρ = 1000 kg/m^3
Phantom section: Flat Section

DASY5 Configuration:

- Probe: EX3DV4 - SN7329; ConvF(4.75, 4.75, 4.75) @ 5785 MHz; Calibrated: 2021/12/31
- Sensor-Surface: 1.4mm (Mechanical Surface Detection)
- Electronics: DAE4 Sn1354; Calibrated: 2021/9/1
- Phantom: Twin SAM; Type: Twin SAM V5.0; Serial: TP:1412
- Measurement SW: DASY52, Version 52.10 (2); SEMCAD X Version 14.6.12 (7470)

Area Scan (81x121x1): Interpolated grid: dx=1.000 mm, dy=1.000 mm
Maximum value of SAR (interpolated) = 3.48 W/kg

Zoom Scan (7x7x6)/Cube 0: Measurement grid: dx=4mm, dy=4mm, dz=2mm
Reference Value = 3.156 V/m; Power Drift = 0.19 dB
Peak SAR (extrapolated) = 7.89 W/kg
SAR(1 g) = 1.56 W/kg; SAR(10 g) = 0.528 W/kg
Maximum value of SAR (measured) = 4.24 W/kg

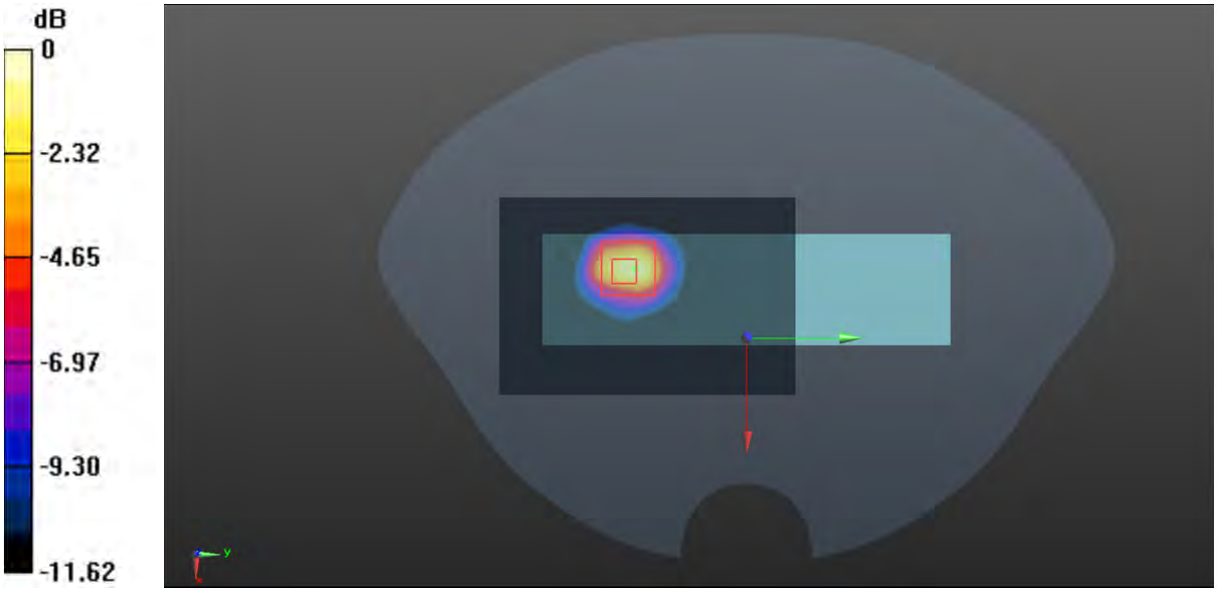

0 dB = 4.24 W/kg = 6.27 dBW/kg

Test Plot 84#: Wi-Fi 5.8G Antenna 1 Mid_ Handheld Bottom

DUT: Autel Smart Controller V3; Type: EP9-3; Serial: CR22060045-SA-S1

Communication System: 5.8G Wi-Fi; Frequency: 5785 MHz;Duty Cycle: 1:1
Medium parameters used: f = 5785 MHz; σ = 5.234 S/m; ε_r = 35.347; ρ = 1000 kg/m^3
Phantom section: Flat Section

DASY5 Configuration:

- Probe: EX3DV4 - SN7329; ConvF(4.75, 4.75, 4.75) @ 5785 MHz; Calibrated: 2021/12/31
- Sensor-Surface: 1.4mm (Mechanical Surface Detection)
- Electronics: DAE4 Sn1354; Calibrated: 2021/9/1
- Phantom: Twin SAM; Type: Twin SAM V5.0; Serial: TP:1412
- Measurement SW: DASY52, Version 52.10 (2); SEMCAD X Version 14.6.12 (7470)

Area Scan (81x81x1): Interpolated grid: dx=1.000 mm, dy=1.000 mm
Maximum value of SAR (interpolated) = 0.144 W/kg

Zoom Scan (7x7x6)/Cube 0: Measurement grid: dx=4mm, dy=4mm, dz=2mm
Reference Value = 2.396 V/m; Power Drift = 0.09 dB
Peak SAR (extrapolated) = 0.240 W/kg
SAR(1 g) = 0.079 W/kg; SAR(10 g) = 0.055 W/kg
Maximum value of SAR (measured) = 0.141 W/kg

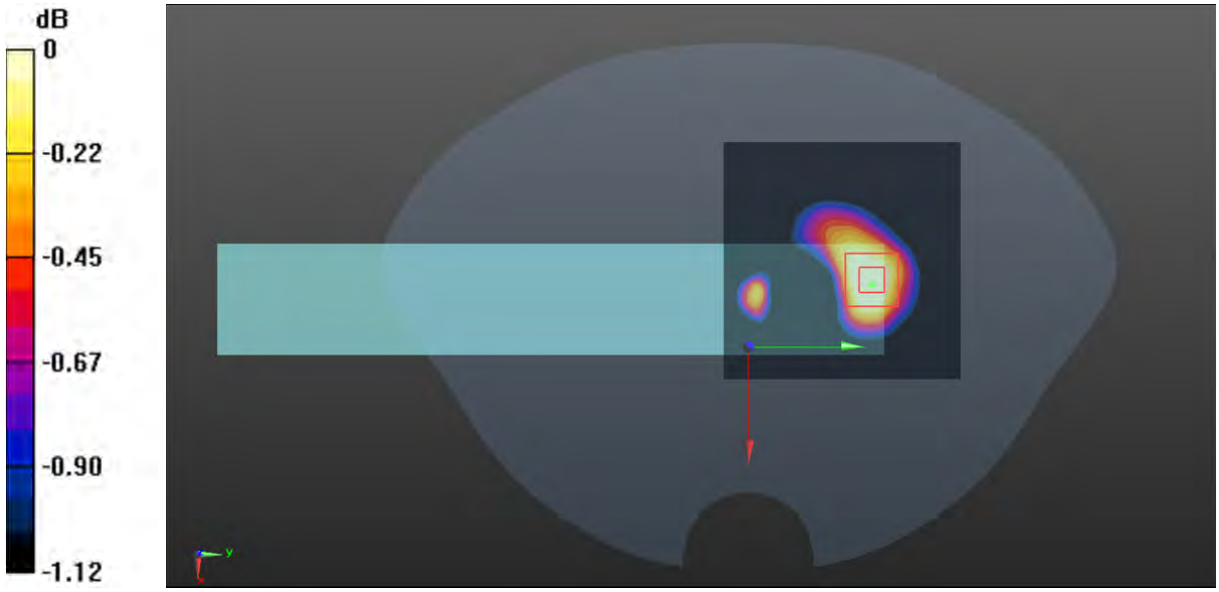

0 dB = 0.114 W/kg = -9.43 dBW/kg

Test Plot 85#: Wi-Fi 5.8G Antenna 1 Mid_ Body Back

DUT: Autel Smart Controller V3; Type: EP9-3; Serial: CR22060045-SA-S1

Communication System: 5.8G Wi-Fi; Frequency: 5785 MHz;Duty Cycle: 1:1
Medium parameters used: f = 5785 MHz; σ = 5.234 S/m; ε_r = 35.347; ρ = 1000 kg/m^3
Phantom section: Flat Section

DASY5 Configuration:

- Probe: EX3DV4 - SN7329; ConvF(4.75, 4.75, 4.75) @ 5785 MHz; Calibrated: 2021/12/31
- Sensor-Surface: 1.4mm (Mechanical Surface Detection)
- Electronics: DAE4 Sn1354; Calibrated: 2021/9/1
- Phantom: Twin SAM; Type: Twin SAM V5.0; Serial: TP:1412
- Measurement SW: DASY52, Version 52.10 (2); SEMCAD X Version 14.6.12 (7470)

Area Scan (81x61x1): Interpolated grid: dx=1.000 mm, dy=1.000 mm
Maximum value of SAR (interpolated) = 0.320 W/kg

Zoom Scan (7x7x6)/Cube 0: Measurement grid: dx=4mm, dy=4mm, dz=2mm
Reference Value = 3.184 V/m; Power Drift = -0.05 dB
Peak SAR (extrapolated) = 0.588 W/kg
SAR(1 g) = 0.170 W/kg; SAR(10 g) = 0.094 W/kg
Maximum value of SAR (measured) = 0.337 W/kg

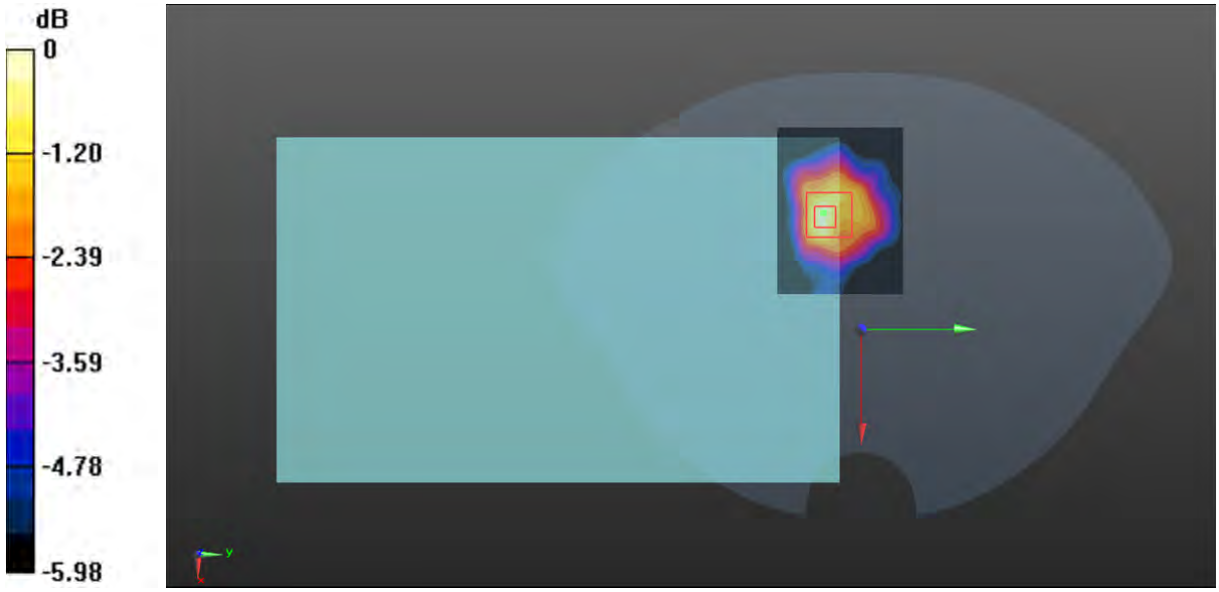

0 dB = 0.337 W/kg = -4.72 dBW/kg

Test Plot 86#: Wi-Fi 5.8G Antenna 1 Low_ Body Front

DUT: Autel Smart Controller V3; Type: EP9-3; Serial: CR22060045-SA-S1

Communication System: 5.8G Wi-Fi; Frequency: 5745 MHz;Duty Cycle: 1:1
Medium parameters used: f = 5745 MHz; σ = 5.221 S/m; ε_r = 35.361; ρ = 1000 kg/m^3
Phantom section: Flat Section

DASY5 Configuration:

- Probe: EX3DV4 - SN7329; ConvF(4.75, 4.75, 4.75) @ 5745 MHz; Calibrated: 2021/12/31
- Sensor-Surface: 1.4mm (Mechanical Surface Detection)
- Electronics: DAE4 Sn1354; Calibrated: 2021/9/1
- Phantom: Twin SAM; Type: Twin SAM V5.0; Serial: TP:1412
- Measurement SW: DASY52, Version 52.10 (2); SEMCAD X Version 14.6.12 (7470)

Area Scan (71x61x1): Interpolated grid: dx=1.000 mm, dy=1.000 mm
Maximum value of SAR (interpolated) = 1.01 W/kg

Zoom Scan (7x7x6)/Cube 0: Measurement grid: dx=4mm, dy=4mm, dz=2mm
Reference Value = 4.737 V/m; Power Drift = -0.19 dB
Peak SAR (extrapolated) = 2.09 W/kg
SAR(1 g) = 0.554 W/kg; SAR(10 g) = 0.285 W/kg
Maximum value of SAR (measured) = 1.14 W/kg

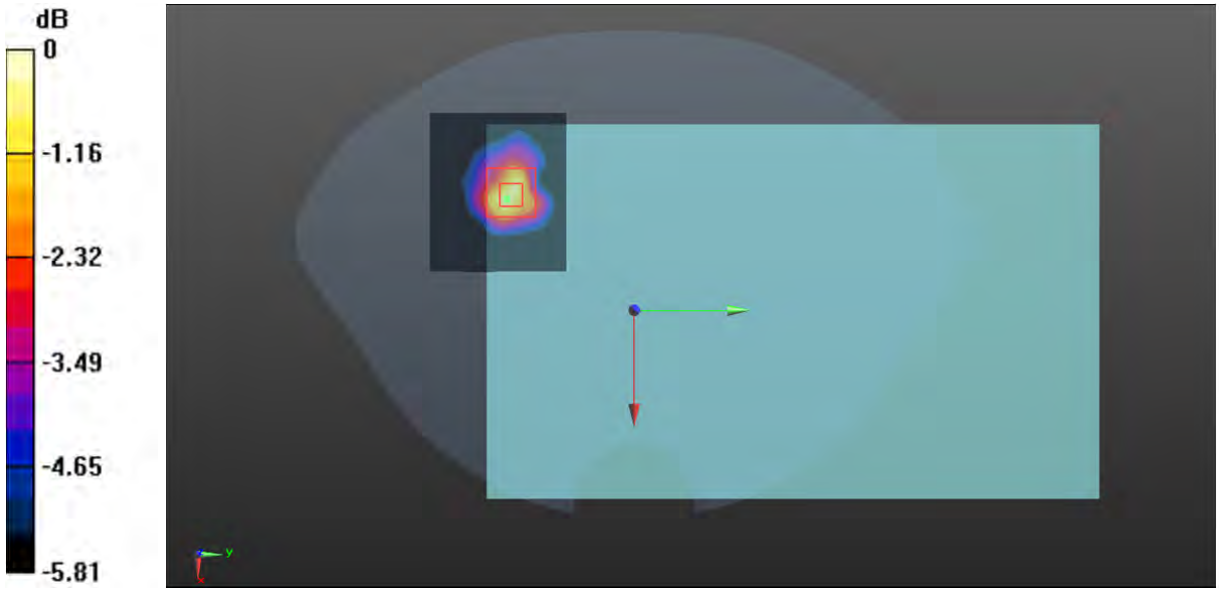

0 dB = 1.14 W/kg = 0.57 dBW/kg

Test Plot 87#: Wi-Fi 5.8G Antenna 1 Mid_ Body Front

DUT: Autel Smart Controller V3; Type: EP9-3; Serial: CR22060045-SA-S1

Communication System: 5.8G Wi-Fi; Frequency: 5785 MHz;Duty Cycle: 1:1
Medium parameters used: f = 5785 MHz; σ = 5.234 S/m; ε_r = 35.347; ρ = 1000 kg/m^3
Phantom section: Flat Section

DASY5 Configuration:

- Probe: EX3DV4 - SN7329; ConvF(4.75, 4.75, 4.75) @ 5785 MHz; Calibrated: 2021/12/31
- Sensor-Surface: 1.4mm (Mechanical Surface Detection)
- Electronics: DAE4 Sn1354; Calibrated: 2021/9/1
- Phantom: Twin SAM; Type: Twin SAM V5.0; Serial: TP:1412
- Measurement SW: DASY52, Version 52.10 (2); SEMCAD X Version 14.6.12 (7470)

Area Scan (71x61x1): Interpolated grid: dx=1.000 mm, dy=1.000 mm
Maximum value of SAR (interpolated) = 1.10 W/kg

Zoom Scan (7x7x6)/Cube 0: Measurement grid: dx=4mm, dy=4mm, dz=2mm
Reference Value = 2.640 V/m; Power Drift = 0.12 dB
Peak SAR (extrapolated) = 1.92 W/kg
SAR(1 g) = 0.541 W/kg; SAR(10 g) = 0.276 W/kg
Maximum value of SAR (measured) = 1.18 W/kg

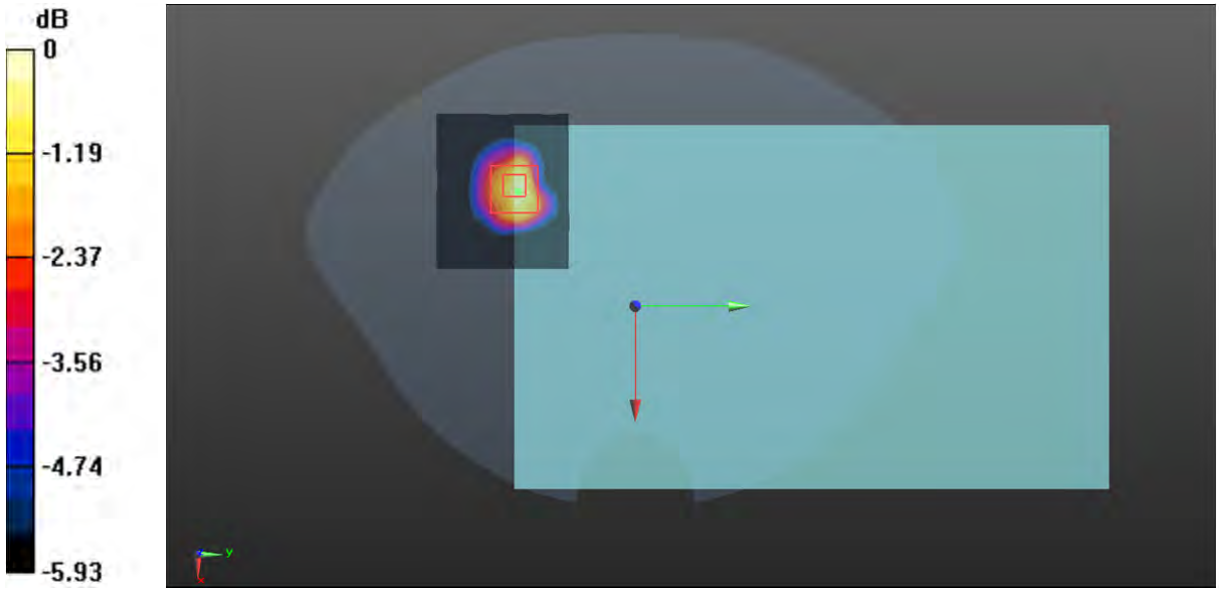

0 dB = 1.18 W/kg = 0.72 dBW/kg

Test Plot 88#: Wi-Fi 5.8G Antenna 1 High_ Body Front

DUT: Autel Smart Controller V3; Type: EP9-3; Serial: CR22060045-SA-S1

Communication System: 5.8G Wi-Fi; Frequency: 5825 MHz;Duty Cycle: 1:1
Medium parameters used: f = 5825 MHz; σ = 5.307 S/m; ε_r = 35.257; ρ = 1000 kg/m^3
Phantom section: Flat Section

DASY5 Configuration:

- Probe: EX3DV4 - SN7329; ConvF(4.75, 4.75, 4.75) @ 5825 MHz; Calibrated: 2021/12/31
- Sensor-Surface: 1.4mm (Mechanical Surface Detection)
- Electronics: DAE4 Sn1354; Calibrated: 2021/9/1
- Phantom: Twin SAM; Type: Twin SAM V5.0; Serial: TP:1412
- Measurement SW: DASY52, Version 52.10 (2); SEMCAD X Version 14.6.12 (7470)

Area Scan (71x61x1): Interpolated grid: dx=1.000 mm, dy=1.000 mm
Maximum value of SAR (interpolated) = 1.36 W/kg

Zoom Scan (7x7x6)/Cube 0: Measurement grid: dx=4mm, dy=4mm, dz=2mm
Reference Value = 5.119 V/m; Power Drift = -0.16 dB
Peak SAR (extrapolated) = 2.20 W/kg
SAR(1 g) = 0.569 W/kg; SAR(10 g) = 0.290 W/kg
Maximum value of SAR (measured) = 1.24 W/kg

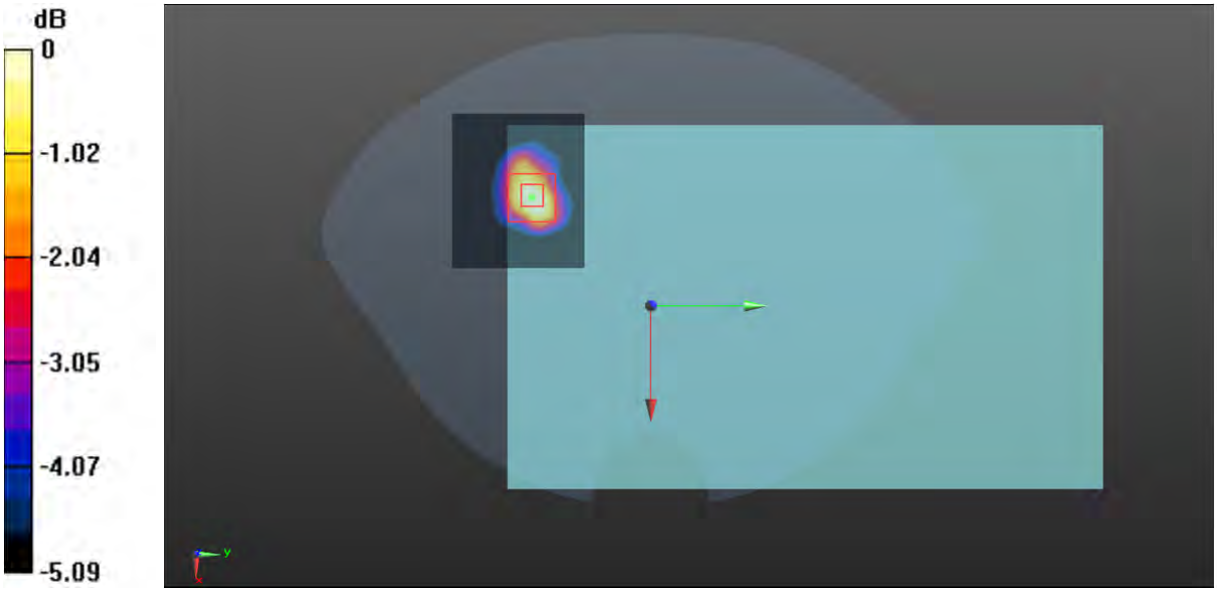

0 dB = 1.24 W/kg = 0.93 dBW/kg

Test Plot 89#: Wi-Fi 5.8G Antenna 1 Mid_ Body Right

DUT: Autel Smart Controller V3; Type: EP9-3; Serial: CR22060045-SA-S1

Communication System: 5.8G Wi-Fi; Frequency: 5785 MHz;Duty Cycle: 1:1
Medium parameters used: f = 5785 MHz; σ = 5.234 S/m; ε_r = 35.347; ρ = 1000 kg/m^3
Phantom section: Flat Section

DASY5 Configuration:

- Probe: EX3DV4 - SN7329; ConvF(4.75, 4.75, 4.75) @ 5785 MHz; Calibrated: 2021/12/31
- Sensor-Surface: 1.4mm (Mechanical Surface Detection)
- Electronics: DAE4 Sn1354; Calibrated: 2021/9/1
- Phantom: Twin SAM; Type: Twin SAM V5.0; Serial: TP:1412
- Measurement SW: DASY52, Version 52.10 (2); SEMCAD X Version 14.6.12 (7470)

Area Scan (81x81x1): Interpolated grid: dx=1.000 mm, dy=1.000 mm
Maximum value of SAR (interpolated) = 0.999 W/kg

Zoom Scan (7x7x6)/Cube 0: Measurement grid: dx=4mm, dy=4mm, dz=2mm
Reference Value = 4.570 V/m; Power Drift = 0.15 dB
Peak SAR (extrapolated) = 1.51 W/kg
SAR(1 g) = 0.416 W/kg; SAR(10 g) = 0.191 W/kg
Maximum value of SAR (measured) = 0.846 W/kg

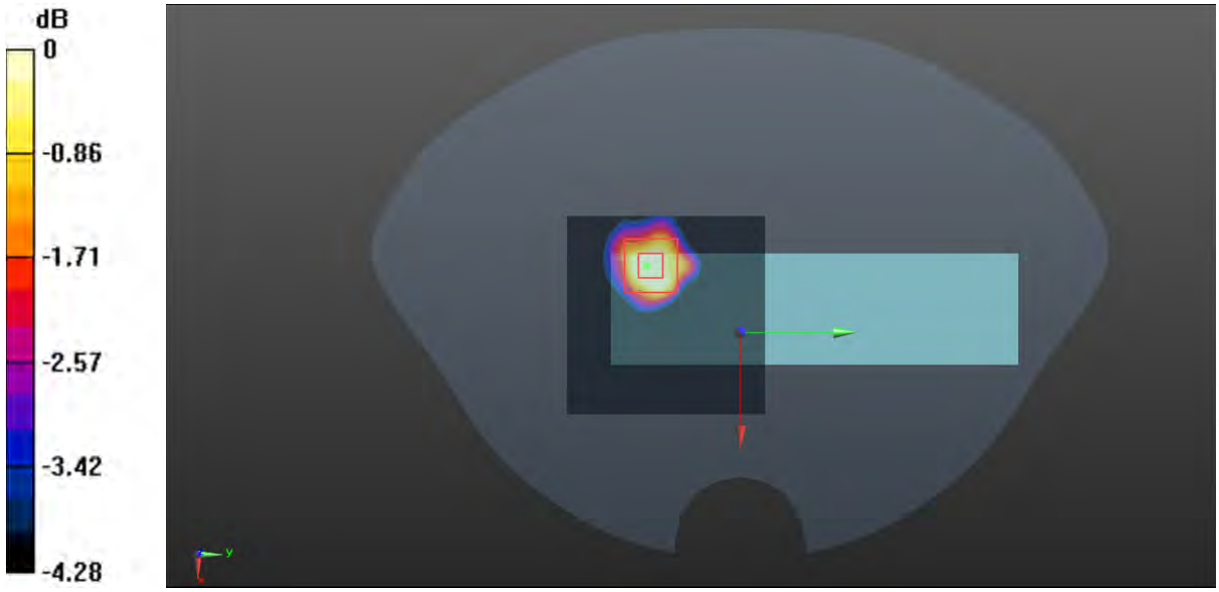

0 dB = 0.846 W/kg = -0.73 dBW/kg

Test Plot 90#: Wi-Fi 5.8G Antenna 1 Mid_ Body Bottom

DUT: Autel Smart Controller V3; Type: EP9-3; Serial: CR22060045-SA-S1

Communication System: 5.8G Wi-Fi; Frequency: 5785 MHz;Duty Cycle: 1:1
Medium parameters used: f = 5785 MHz; σ = 5.234 S/m; ε_r = 35.347; ρ = 1000 kg/m^3
Phantom section: Flat Section

DASY5 Configuration:

- Probe: EX3DV4 - SN7329; ConvF(4.75, 4.75, 4.75) @ 5785 MHz; Calibrated: 2021/12/31
- Sensor-Surface: 1.4mm (Mechanical Surface Detection)
- Electronics: DAE4 Sn1354; Calibrated: 2021/9/1
- Phantom: Twin SAM; Type: Twin SAM V5.0; Serial: TP:1412
- Measurement SW: DASY52, Version 52.10 (2); SEMCAD X Version 14.6.12 (7470)

Area Scan (81x81x1): Interpolated grid: dx=1.000 mm, dy=1.000 mm
Maximum value of SAR (interpolated) = 0.0889 W/kg

Zoom Scan (7x7x6)/Cube 0: Measurement grid: dx=4mm, dy=4mm, dz=2mm
Reference Value = 2.131 V/m; Power Drift = 0.05 dB
Peak SAR (extrapolated) = 0.150 W/kg
SAR(1 g) = 0.055 W/kg; SAR(10 g) = 0.042 W/kg
Maximum value of SAR (measured) = 0.0844 W/kg

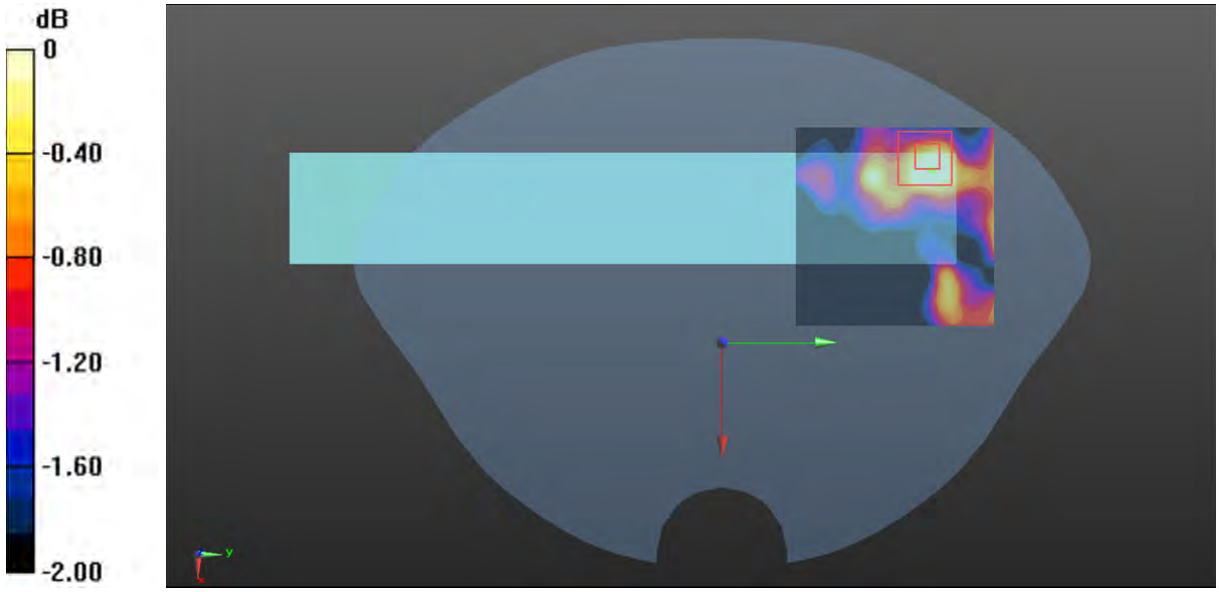

0 dB = 0.0844 W/kg = -10.74 dBW/kg

Test Plot 91#: BT Mid_ Handheld Back

DUT: Autel Smart Controller V3; Type: EP9-3; Serial: CR22060045-SA-S1

Communication System: Bluetooth; Frequency: 2441 MHz;Duty Cycle: 1:1.28
Medium parameters used: f = 2441 MHz; σ = 1.791 S/m; ε_r = 39.267; ρ = 1000 kg/m^3
Phantom section: Flat Section

DASY5 Configuration:

- Probe: EX3DV4 - SN7329; ConvF(7.42, 7.42, 7.42) @ 2441 MHz; Calibrated: 2021/12/31
- Sensor-Surface: 1.4mm (Mechanical Surface Detection)
- Electronics: DAE4 Sn1354; Calibrated: 2021/9/1
- Phantom: Twin SAM; Type: Twin SAM V5.0; Serial: TP:1412
- Measurement SW: DASY52, Version 52.10 (2); SEMCAD X Version 14.6.12 (7470)

Area Scan (81x81x1): Interpolated grid: dx=1.200 mm, dy=1.200 mm
Maximum value of SAR (interpolated) = 0.0309 W/kg

Zoom Scan (5x5x4)/Cube 0: Measurement grid: dx=8mm, dy=8mm, dz=5mm
Reference Value = 1.644 V/m; Power Drift = 0.07 dB
Peak SAR (extrapolated) = 0.0470 W/kg
SAR(1 g) = 0.022 W/kg; SAR(10 g) = 0.011 W/kg
Maximum value of SAR (measured) = 0.0307 W/kg

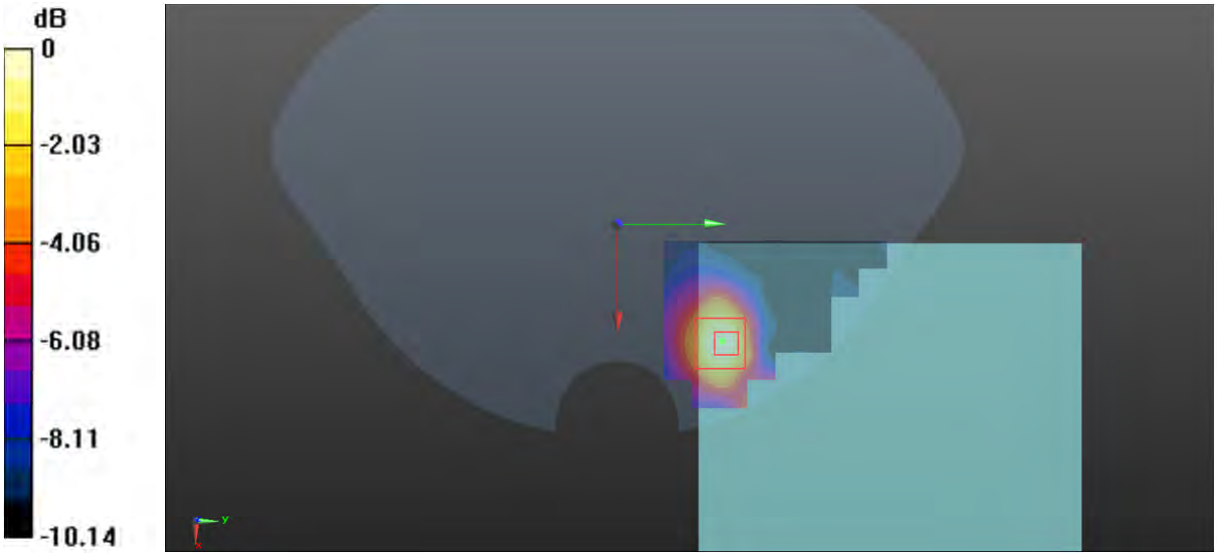

0 dB = 0.0307 W/kg = -15.13 dBW/kg

Test Plot 92#:BT Mid_ Handheld Front

DUT: Autel Smart Controller V3; Type: EP9-3; Serial: CR22060045-SA-S1

Communication System: Bluetooth; Frequency: 2441 MHz;Duty Cycle: 1:1.28
Medium parameters used: f = 2441 MHz; σ = 1.791 S/m; ε_r = 39.267; ρ = 1000 kg/m^3
Phantom section: Flat Section

DASY5 Configuration:

- Probe: EX3DV4 - SN7329; ConvF(7.42, 7.42, 7.42) @ 2441 MHz; Calibrated: 2021/12/31
- Sensor-Surface: 1.4mm (Mechanical Surface Detection)
- Electronics: DAE4 Sn1354; Calibrated: 2021/9/1
- Phantom: Twin SAM; Type: Twin SAM V5.0; Serial: TP:1412
- Measurement SW: DASY52, Version 52.10 (2); SEMCAD X Version 14.6.12 (7470)

Area Scan (101x71x1): Interpolated grid: dx=1.200 mm, dy=1.200 mm
Maximum value of SAR (interpolated) = 0.623 W/kg

Zoom Scan (5x5x4)/Cube 0: Measurement grid: dx=8mm, dy=8mm, dz=5mm
Reference Value = 1.540 V/m; Power Drift = 0.05 dB
Peak SAR (extrapolated) = 0.693 W/kg
SAR(1 g) = 0.266 W/kg; SAR(10 g) = 0.104 W/kg
Maximum value of SAR (measured) = 0.439 W/kg

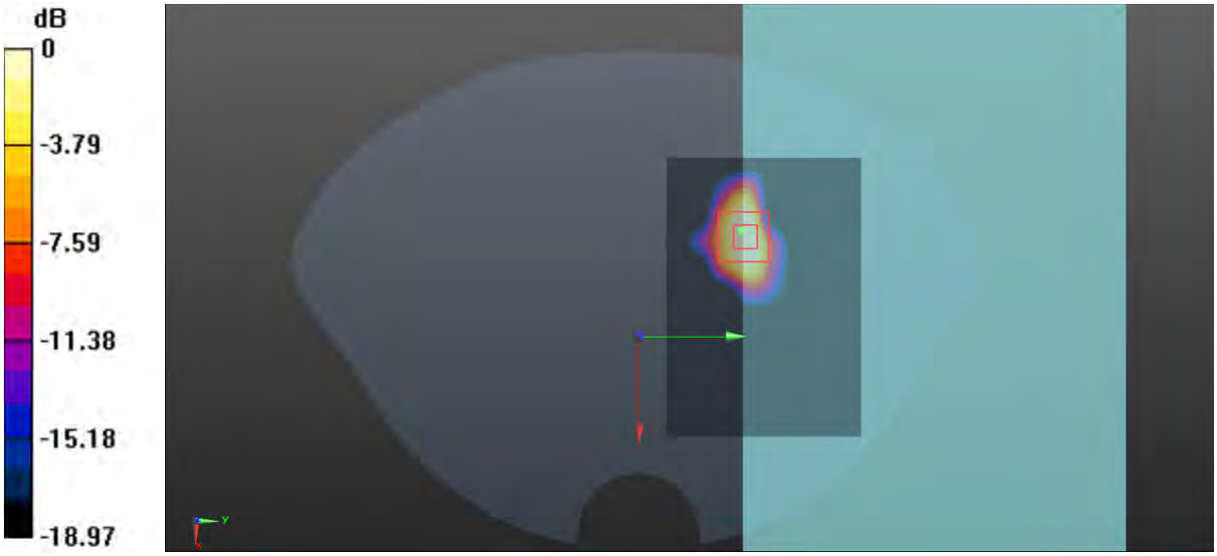

0 dB = 0.439 W/kg = -3.58 dBW/kg

Test Plot 93#: BT Low_ Handheld Bottom

DUT: Autel Smart Controller V3; Type: EP9-3; Serial: CR22060045-SA-S1

Communication System: Bluetooth; Frequency: 2402 MHz;Duty Cycle: 1:1.28
Medium parameters used: f = 2402 MHz; σ = 1.734 S/m; ε_r = 39.375; ρ = 1000 kg/m^3
Phantom section: Flat Section

DASY5 Configuration:

- Probe: EX3DV4 - SN7329; ConvF(7.42, 7.42, 7.42) @ 2402 MHz; Calibrated: 2021/12/31
- Sensor-Surface: 1.4mm (Mechanical Surface Detection)
- Electronics: DAE4 Sn1354; Calibrated: 2021/9/1
- Phantom: Twin SAM; Type: Twin SAM V5.0; Serial: TP:1412
- Measurement SW: DASY52, Version 52.10 (2); SEMCAD X Version 14.6.12 (7470)

Area Scan (71x101x1): Interpolated grid: dx=1.200 mm, dy=1.200 mm
Maximum value of SAR (interpolated) = 0.348 W/kg

Zoom Scan (5x5x4)/Cube 0: Measurement grid: dx=8mm, dy=8mm, dz=5mm
Reference Value = 1.611 V/m; Power Drift = 0.01 dB
Peak SAR (extrapolated) = 0.511 W/kg
SAR(1 g) = 0.206 W/kg; SAR(10 g) = 0.084 W/kg
Maximum value of SAR (measured) = 0.319 W/kg

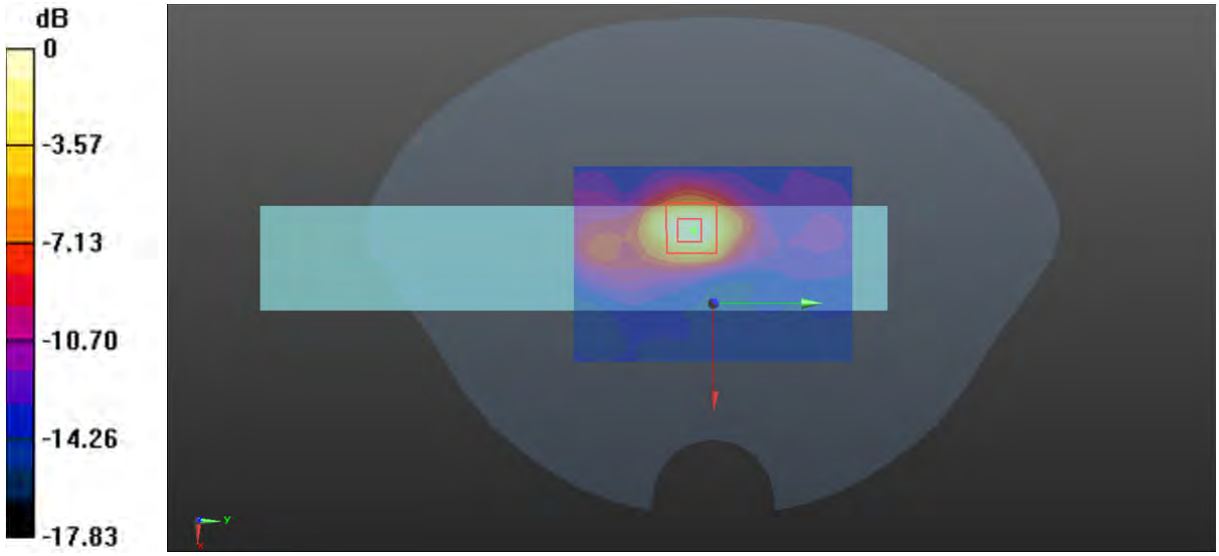

0 dB = 0.319 W/kg = -4.96 dBW/kg

Test Plot 94#: BT Mid_ Handheld Bottom

DUT: Autel Smart Controller V3; Type: EP9-3; Serial: CR22060045-SA-S1

Communication System: Bluetooth; Frequency: 2441 MHz;Duty Cycle: 1:1.28
Medium parameters used: f = 2441 MHz; σ = 1.791 S/m; ε_r = 39.267; ρ = 1000 kg/m^3
Phantom section: Flat Section

DASY5 Configuration:

- Probe: EX3DV4 - SN7329; ConvF(7.42, 7.42, 7.42) @ 2441 MHz; Calibrated: 2021/12/31
- Sensor-Surface: 1.4mm (Mechanical Surface Detection)
- Electronics: DAE4 Sn1354; Calibrated: 2021/9/1
- Phantom: Twin SAM; Type: Twin SAM V5.0; Serial: TP:1412
- Measurement SW: DASY52, Version 52.10 (2); SEMCAD X Version 14.6.12 (7470)

Area Scan (71x101x1): Interpolated grid: dx=1.200 mm, dy=1.200 mm
Maximum value of SAR (interpolated) = 0.623 W/kg

Zoom Scan (5x5x4)/Cube 0: Measurement grid: dx=8mm, dy=8mm, dz=5mm
Reference Value = 3.852 V/m; Power Drift = 0.10 dB
Peak SAR (extrapolated) = 0.766 W/kg
SAR(1 g) = 0.301 W/kg; SAR(10 g) = 0.118 W/kg
Maximum value of SAR (measured) = 0.555 W/kg

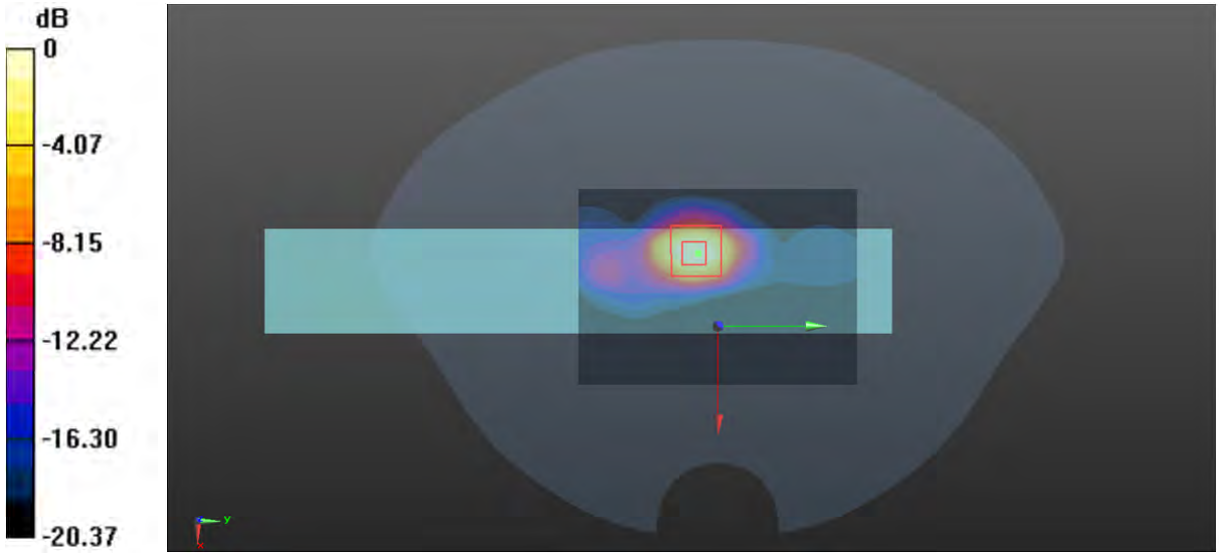

0 dB = 0.555 W/kg = -2.56 dBW/kg

Test Plot 95#: BT High_ Handheld Bottom

DUT: Autel Smart Controller V3; Type: EP9-3; Serial: CR22060045-SA-S1

Communication System: Bluetooth ; Frequency: 2473 MHz;Duty Cycle: 1:1.28
Medium parameters used (interpolated): f = 2473 MHz; σ = 1.822 S/m; ε_r = 39.134; ρ = 1000 kg/m^3
Phantom section: Flat Section

DASY5 Configuration:

- Probe: EX3DV4 - SN7329; ConvF(7.42, 7.42, 7.42) @ 2473 MHz; Calibrated: 2021/12/31
- Sensor-Surface: 1.4mm (Mechanical Surface Detection)
- Electronics: DAE4 Sn1354; Calibrated: 2021/9/1
- Phantom: Twin SAM; Type: Twin SAM V5.0; Serial: TP:1412
- Measurement SW: DASY52, Version 52.10 (2); SEMCAD X Version 14.6.12 (7470)

Area Scan (71x101x1): Interpolated grid: dx=1.200 mm, dy=1.200 mm
Maximum value of SAR (interpolated) = 1.10 W/kg

Zoom Scan (5x5x4)/Cube 0: Measurement grid: dx=8mm, dy=8mm, dz=5mm
Reference Value = 2.979 V/m; Power Drift =0.15 dB
Peak SAR (extrapolated) = 1.24 W/kg
SAR(1 g) = 0.497 W/kg; SAR(10 g) = 0.194 W/kg
Maximum value of SAR (measured) = 0.925 W/kg

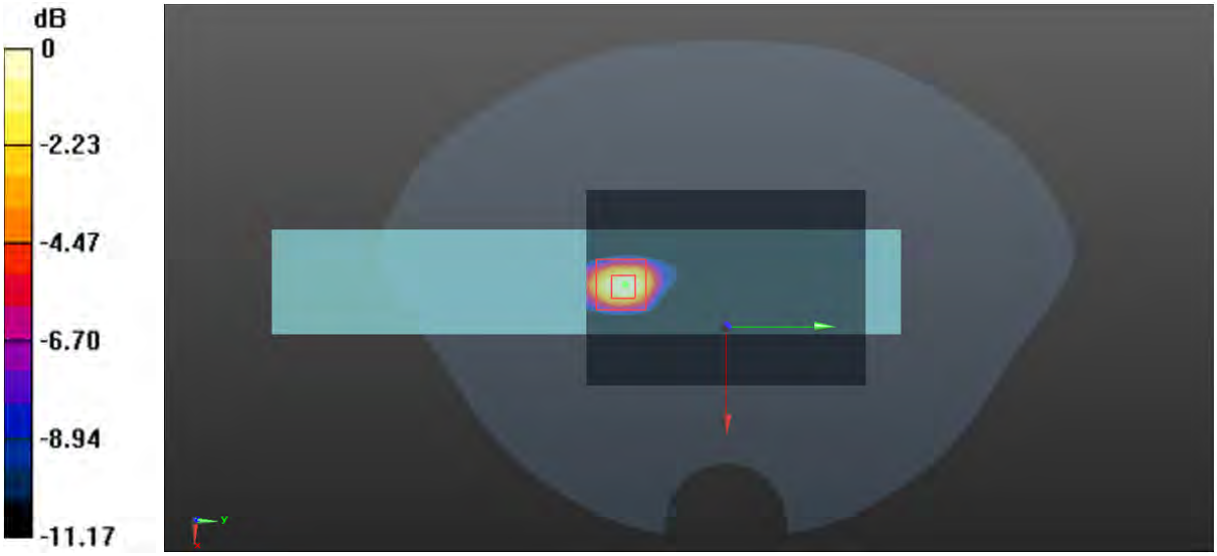

0 dB = 0.925 W/kg = -0.34 dBW/kg

Test Plot 96#: BT High_ Handheld Bottom

DUT: Autel Smart Controller V3; Type: EP9-3; Serial: CR22060045-SA-S1

Communication System: Bluetooth; Frequency: 2480 MHz;Duty Cycle: 1:1.28
Medium parameters used: f = 2480 MHz; σ = 1.932 S/m; ε_r = 39.079; ρ = 1000 kg/m^3
Phantom section: Flat Section

DASY5 Configuration:

- Probe: EX3DV4 - SN7329; ConvF(7.42, 7.42, 7.42) @ 2480 MHz; Calibrated: 2021/12/31
- Sensor-Surface: 1.4mm (Mechanical Surface Detection)
- Electronics: DAE4 Sn1354; Calibrated: 2021/9/1
- Phantom: Twin SAM; Type: Twin SAM V5.0; Serial: TP:1412
- Measurement SW: DASY52, Version 52.10 (2); SEMCAD X Version 14.6.12 (7470)

Area Scan (71x101x1): Interpolated grid: dx=1.200 mm, dy=1.200 mm
Maximum value of SAR (interpolated) = 0.547 W/kg

Zoom Scan (5x5x4)/Cube 0: Measurement grid: dx=8mm, dy=8mm, dz=5mm
Reference Value = 2.297 V/m; Power Drift = 0.02 dB
Peak SAR (extrapolated) = 0.713 W/kg
SAR(1 g) = 0.283 W/kg; SAR(10 g) = 0.113 W/kg
Maximum value of SAR (measured) = 0.510 W/kg

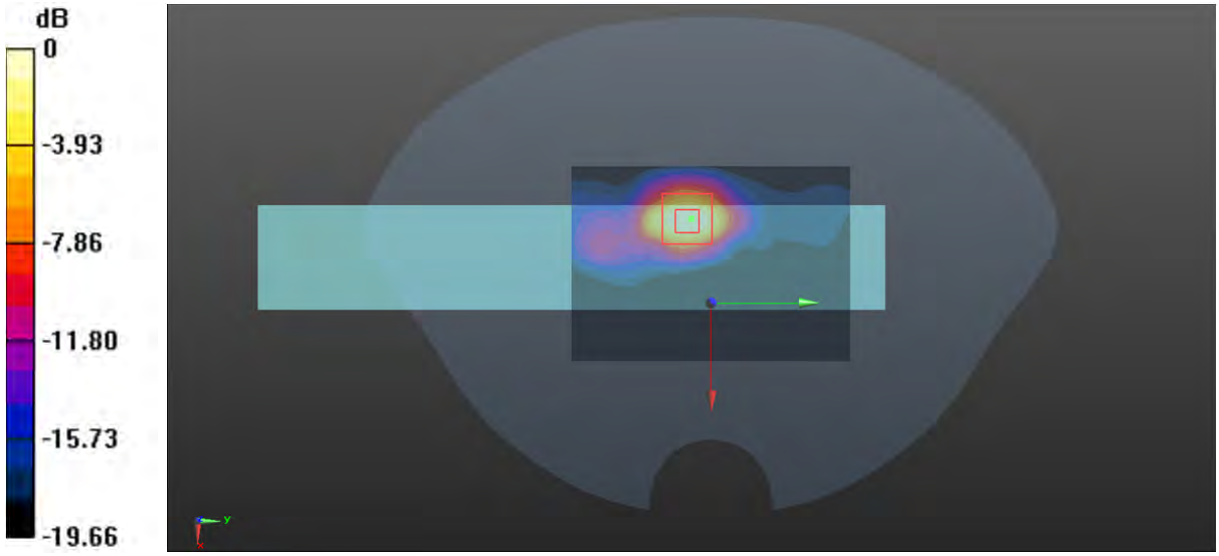

0 dB = 0.510 W/kg = -2.92 dBW/kg

Test Plot 97#: BT Mid_ Body Front

DUT: Autel Smart Controller V3; Type: EP9-3; Serial: CR22060045-SA-S1

Communication System: Bluetooth; Frequency: 2441 MHz;Duty Cycle: 1:1.28
Medium parameters used: f = 2441 MHz; σ = 1.791 S/m; ε_r = 39.267; ρ = 1000 kg/m^3
Phantom section: Flat Section

DASY5 Configuration:

- Probe: EX3DV4 - SN7329; ConvF(7.42, 7.42, 7.42) @ 2441 MHz; Calibrated: 2021/12/31
- Sensor-Surface: 1.4mm (Mechanical Surface Detection)
- Electronics: DAE4 Sn1354; Calibrated: 2021/9/1
- Phantom: Twin SAM; Type: Twin SAM V5.0; Serial: TP:1412
- Measurement SW: DASY52, Version 52.10 (2); SEMCAD X Version 14.6.12 (7470)

Area Scan (101x71x1): Interpolated grid: dx=1.200 mm, dy=1.200 mm
Maximum value of SAR (interpolated) = 0.0929 W/kg

Zoom Scan (5x5x4)/Cube 0: Measurement grid: dx=8mm, dy=8mm, dz=5mm
Reference Value = 1.682 V/m; Power Drift = 0.02 dB
Peak SAR (extrapolated) = 0.102 W/kg
SAR(1 g) = 0.049 W/kg; SAR(10 g) = 0.025 W/kg
Maximum value of SAR (measured) = 0.0766 W/kg

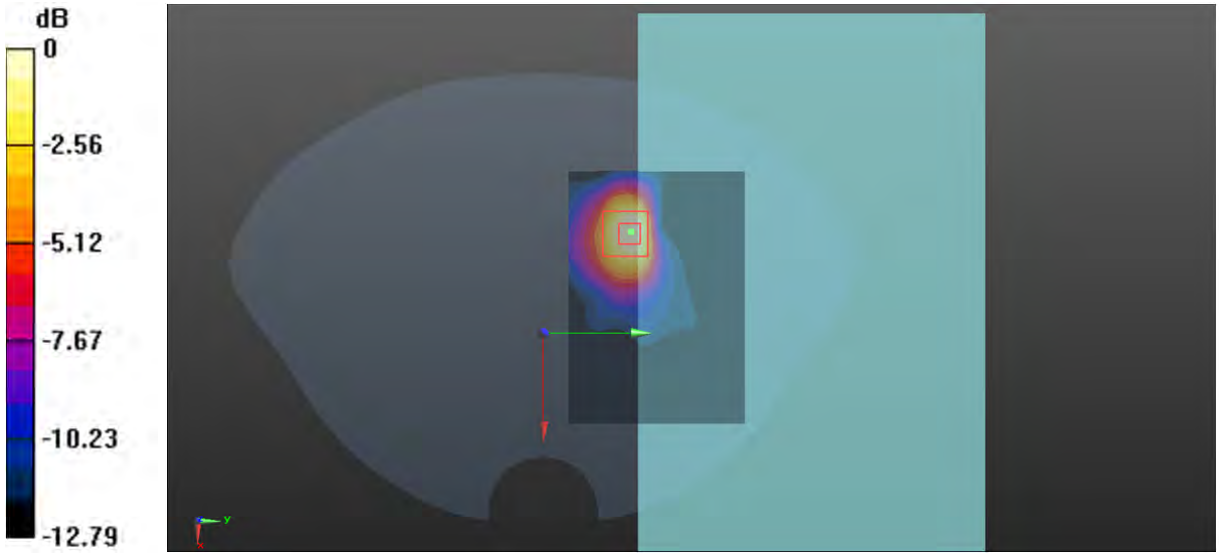

0 dB = 0.0766 W/kg = -11.16 dBW/kg

Test Plot 98#: BT Low_ Body Bottom

DUT: Autel Smart Controller V3; Type: EP9-3; Serial: CR22060045-SA-S1

Communication System: Bluetooth; Frequency: 2402 MHz;Duty Cycle: 1:1.28
Medium parameters used: f = 2402 MHz; σ = 1.734 S/m; ε_r = 39.375; ρ = 1000 kg/m^3
Phantom section: Flat Section

DASY5 Configuration:

- Probe: EX3DV4 - SN7329; ConvF(7.42, 7.42, 7.42) @ 2402 MHz; Calibrated: 2021/12/31
- Sensor-Surface: 1.4mm (Mechanical Surface Detection)
- Electronics: DAE4 Sn1354; Calibrated: 2021/9/1
- Phantom: Twin SAM; Type: Twin SAM V5.0; Serial: TP:1412
- Measurement SW: DASY52, Version 52.10 (2); SEMCAD X Version 14.6.12 (7470)

Area Scan (71x101x1): Interpolated grid: dx=1.200 mm, dy=1.200 mm
Maximum value of SAR (interpolated) = 0.0631 W/kg

Zoom Scan (5x5x4)/Cube 0: Measurement grid: dx=8mm, dy=8mm, dz=5mm
Reference Value = 1.950 V/m; Power Drift = 0.10 dB
Peak SAR (extrapolated) = 0.0720 W/kg
SAR(1 g) = 0.037 W/kg; SAR(10 g) = 0.020 W/kg
Maximum value of SAR (measured) = 0.0562 W/kg

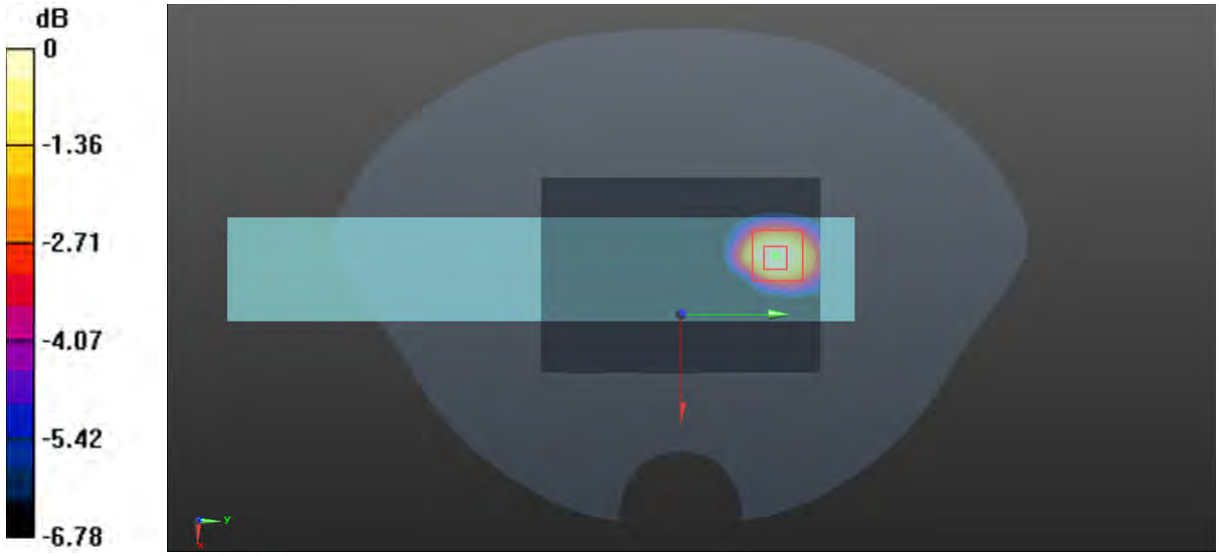

0 dB = 0.0562 W/kg = -12.50 dBW/kg

Test Plot 99#: BT Mid_ Body Bottom

DUT: Autel Smart Controller V3; Type: EP9-3; Serial: CR22060045-SA-S1

Communication System: Bluetooth; Frequency: 2441 MHz;Duty Cycle: 1:1.28
Medium parameters used: f = 2441 MHz; σ = 1.791 S/m; ε_r = 39.267; ρ = 1000 kg/m^3
Phantom section: Flat Section

DASY5 Configuration:

- Probe: EX3DV4 - SN7329; ConvF(7.42, 7.42, 7.42) @ 2441 MHz; Calibrated: 2021/12/31
- Sensor-Surface: 1.4mm (Mechanical Surface Detection)
- Electronics: DAE4 Sn1354; Calibrated: 2021/9/1
- Phantom: Twin SAM; Type: Twin SAM V5.0; Serial: TP:1412
- Measurement SW: DASY52, Version 52.10 (2); SEMCAD X Version 14.6.12 (7470)

Area Scan (71x101x1): Interpolated grid: dx=1.200 mm, dy=1.200 mm
Maximum value of SAR (interpolated) = 0.109 W/kg

Zoom Scan (5x5x4)/Cube 0: Measurement grid: dx=8mm, dy=8mm, dz=5mm
Reference Value = 2.142 V/m; Power Drift = 0.10 dB
Peak SAR (extrapolated) = 0.128 W/kg
SAR(1 g) = 0.060 W/kg; SAR(10 g) = 0.029 W/kg
Maximum value of SAR (measured) = 0.0991 W/kg

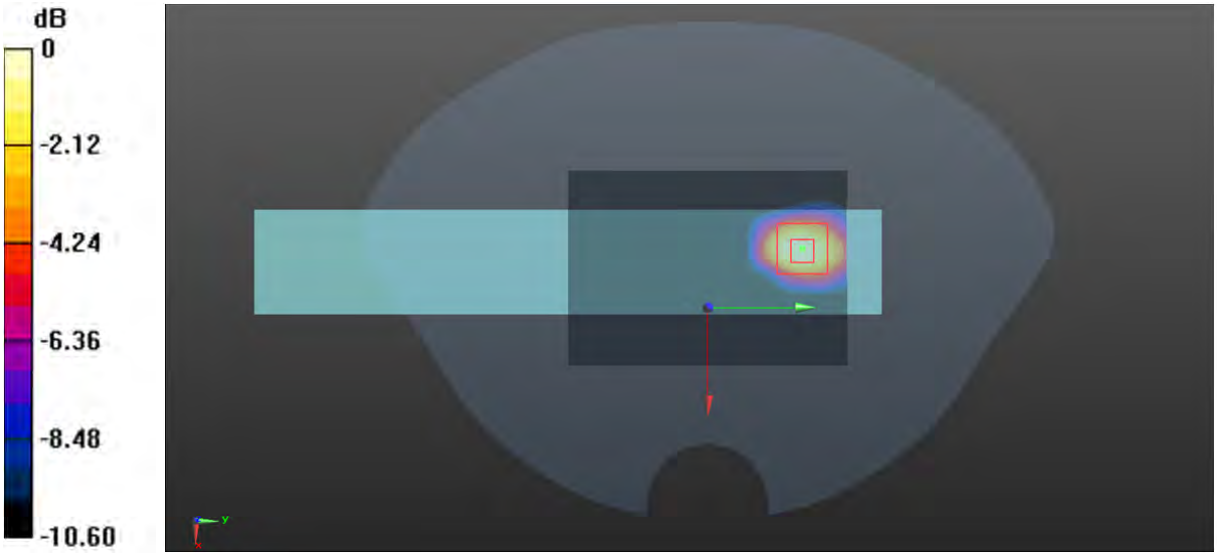

0 dB = 0.0991 W/kg = -10.04 dBW/kg

Test Plot 100#: BT High_ Body Bottom

DUT: Autel Smart Controller V3; Type: EP9-3; Serial: CR22060045-SA-S1

Communication System: Bluetooth ; Frequency: 2473 MHz;Duty Cycle: 1:1.28
Medium parameters used (interpolated): f = 2473 MHz; σ = 1.822 S/m; ε_r = 39.134; ρ = 1000 kg/m^3
Phantom section: Flat Section

DASY5 Configuration:

- Probe: EX3DV4 - SN7329; ConvF(7.42, 7.42, 7.42) @ 2473 MHz; Calibrated: 2021/12/31
- Sensor-Surface: 1.4mm (Mechanical Surface Detection)
- Electronics: DAE4 Sn1354; Calibrated: 2021/9/1
- Phantom: Twin SAM; Type: Twin SAM V5.0; Serial: TP:1412
- Measurement SW: DASY52, Version 52.10 (2); SEMCAD X Version 14.6.12 (7470)

Area Scan (71x101x1): Interpolated grid: dx=1.200 mm, dy=1.200 mm
Maximum value of SAR (interpolated) = 0.216 W/kg

Zoom Scan (5x5x4)/Cube 0: Measurement grid: dx=8mm, dy=8mm, dz=5mm
Reference Value = 2.459 V/m; Power Drift = 0.07 dB
Peak SAR (extrapolated) = 0.258 W/kg
SAR(1 g) = 0.123 W/kg; SAR(10 g) = 0.057 W/kg
Maximum value of SAR (measured) = 0.203 W/kg

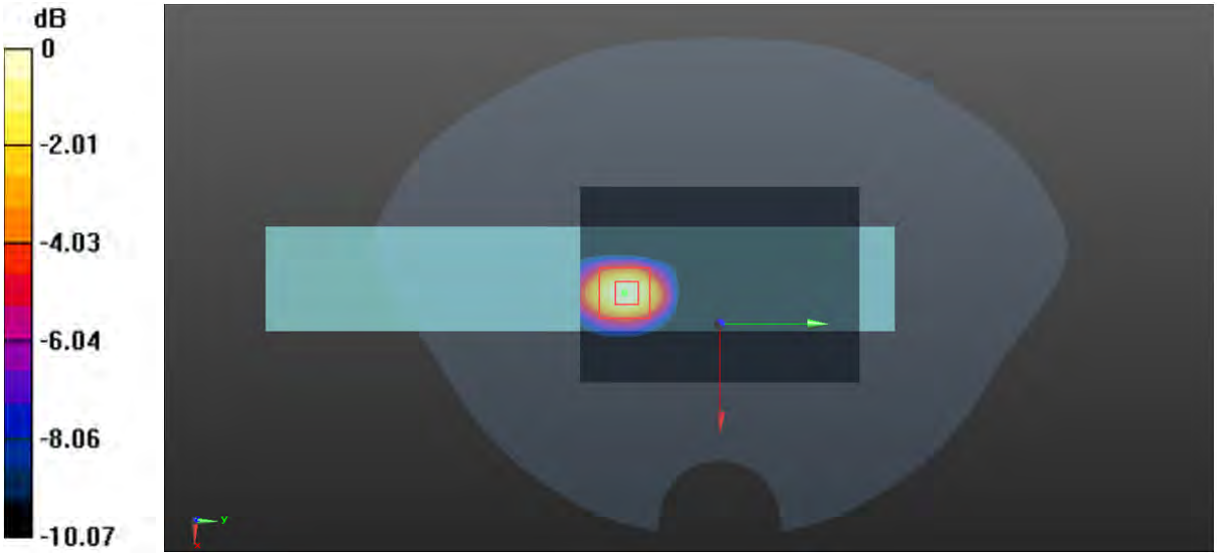

0 dB = 0.203 W/kg = -6.93 dBW/kg

Test Plot 101#: BT High_ Body Bottom

DUT: Autel Smart Controller V3; Type: EP9-3; Serial: CR22060045-SA-S1

Communication System: Bluetooth; Frequency: 2480 MHz;Duty Cycle: 1:1.28
Medium parameters used: f = 2480 MHz; σ = 1.832 S/m; ε_r = 39.079; ρ = 1000 kg/m^3
Phantom section: Flat Section

DASY5 Configuration:

- Probe: EX3DV4 - SN7329; ConvF(7.42, 7.42, 7.42) @ 2480 MHz; Calibrated: 2021/12/31
- Sensor-Surface: 1.4mm (Mechanical Surface Detection)
- Electronics: DAE4 Sn1354; Calibrated: 2021/9/1
- Phantom: Twin SAM; Type: Twin SAM V5.0; Serial: TP:1412
- Measurement SW: DASY52, Version 52.10 (2); SEMCAD X Version 14.6.12 (7470)

Area Scan (71x101x1): Interpolated grid: dx=1.200 mm, dy=1.200 mm
Maximum value of SAR (interpolated) = 0.117 W/kg

Zoom Scan (5x5x4)/Cube 0: Measurement grid: dx=8mm, dy=8mm, dz=5mm
Reference Value = 2.196 V/m; Power Drift = 0.03 dB
Peak SAR (extrapolated) = 0.128 W/kg
SAR(1 g) = 0.061 W/kg; SAR(10 g) = 0.030 W/kg
Maximum value of SAR (measured) = 0.0985 W/kg

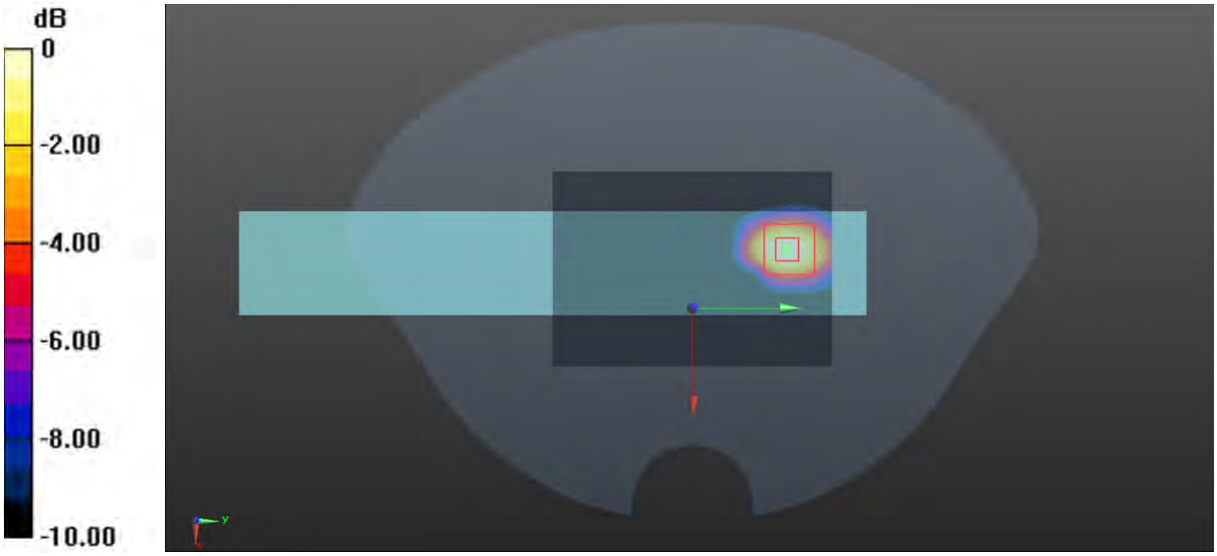

0 dB = 0.0985 W/kg = -10.07 dBW/kg