11AX20MIMO_Ant1_5745

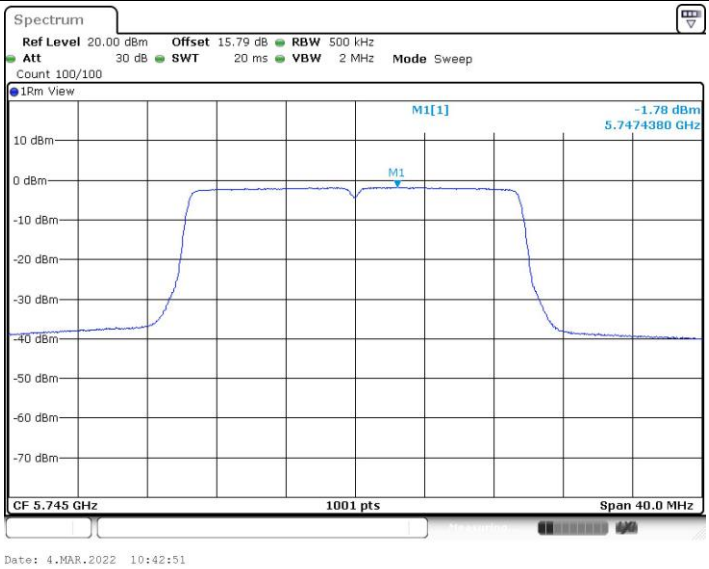

11AX20MIMO_Ant2_5745

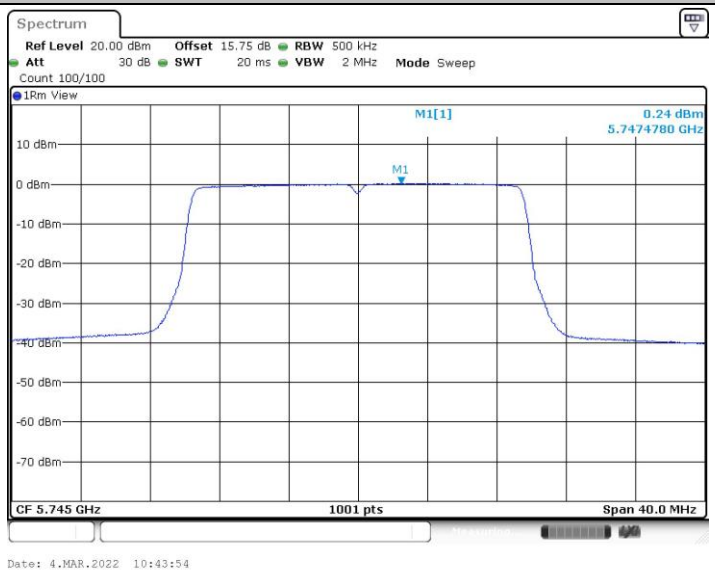

11AX20MIMO_Ant1_5785

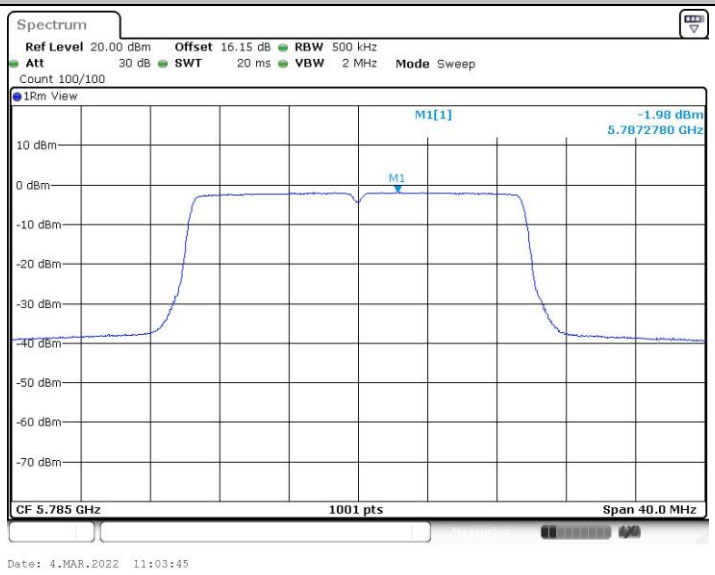

11AX20MIMO_Ant2_5785

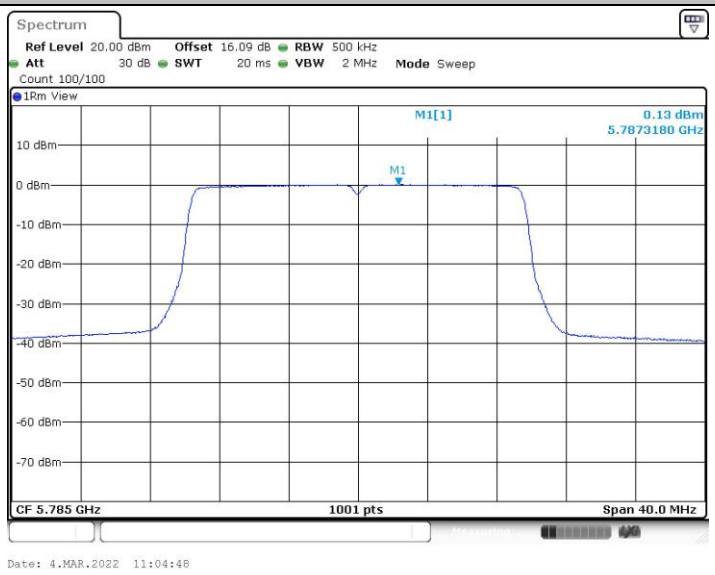

11AX20MIMO_Ant1_5825

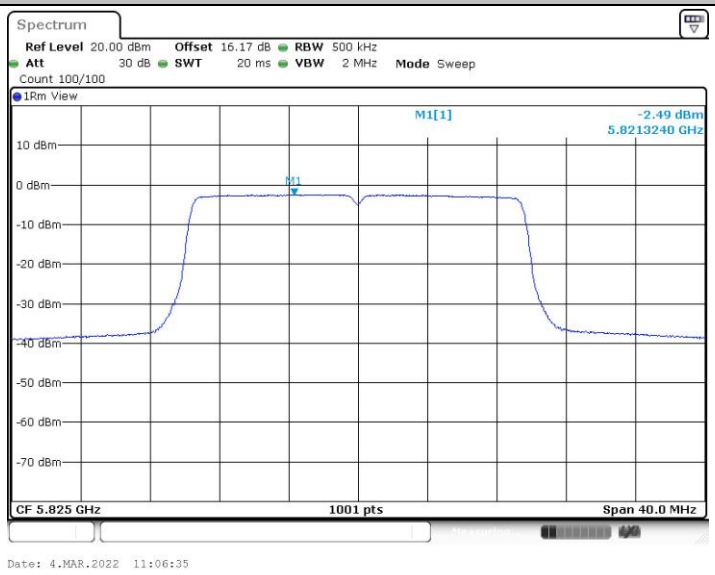

11AX20MIMO_Ant2_5825

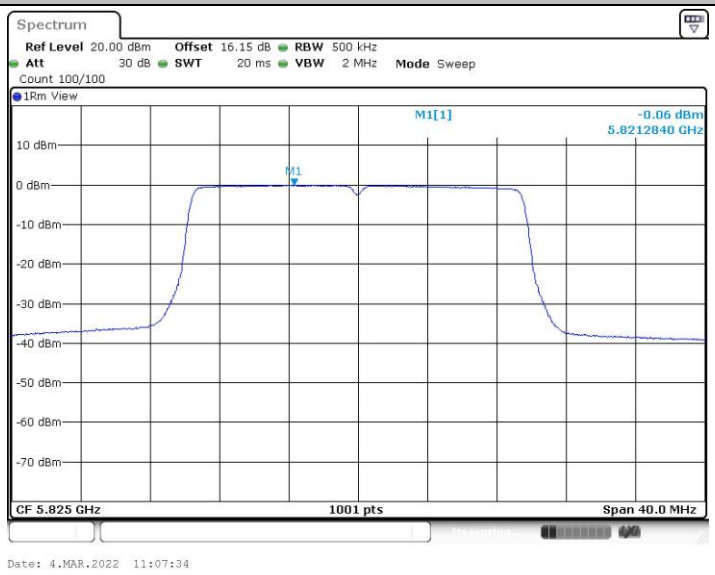

11AX40MIMO_Ant1_5755

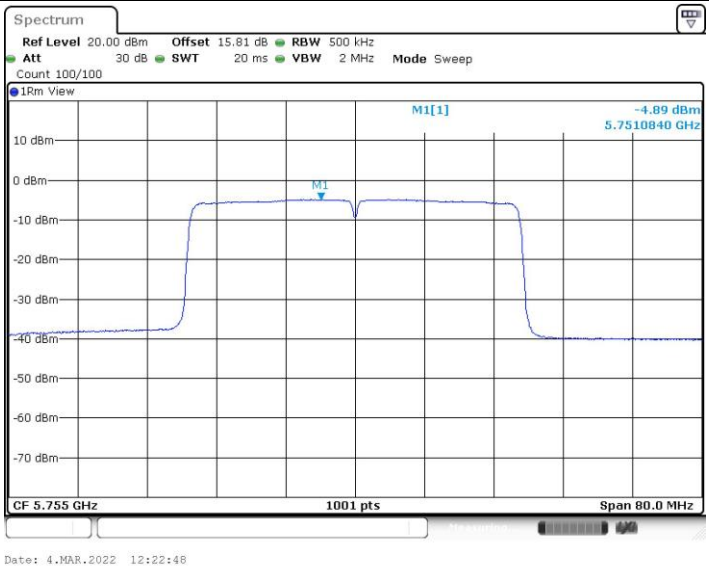

11AX40MIMO_Ant2_5755

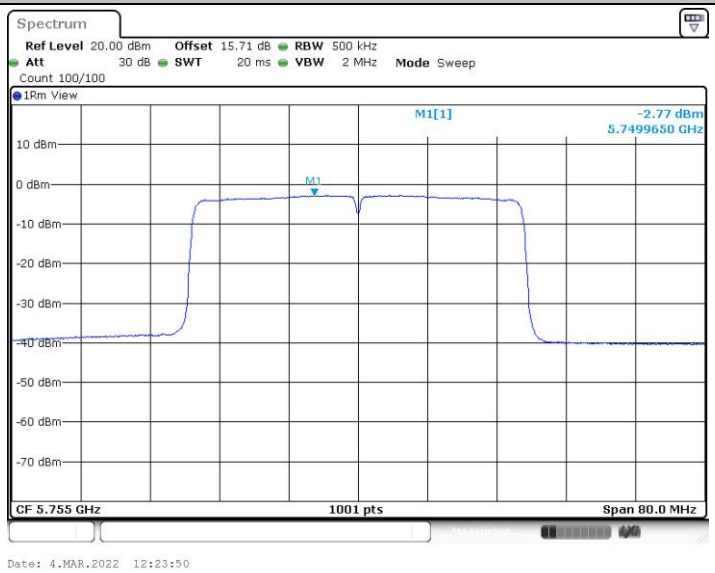

11AX40MIMO_Ant1_5795

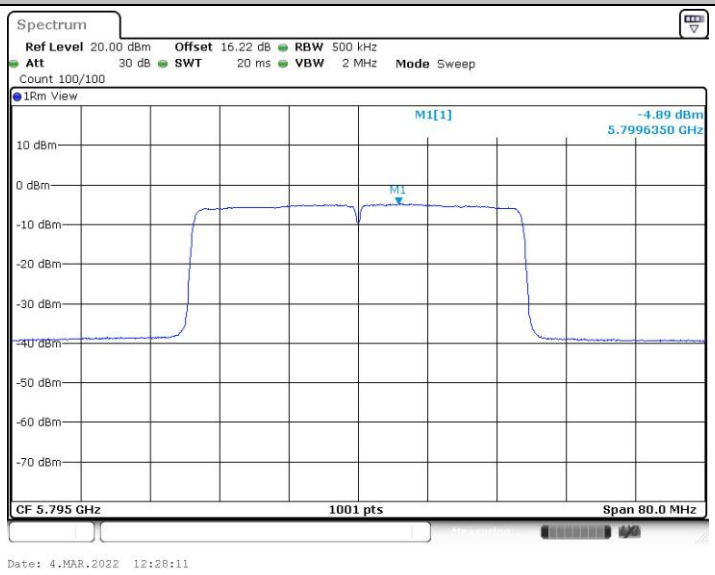

11AX40MIMO_Ant2_5795

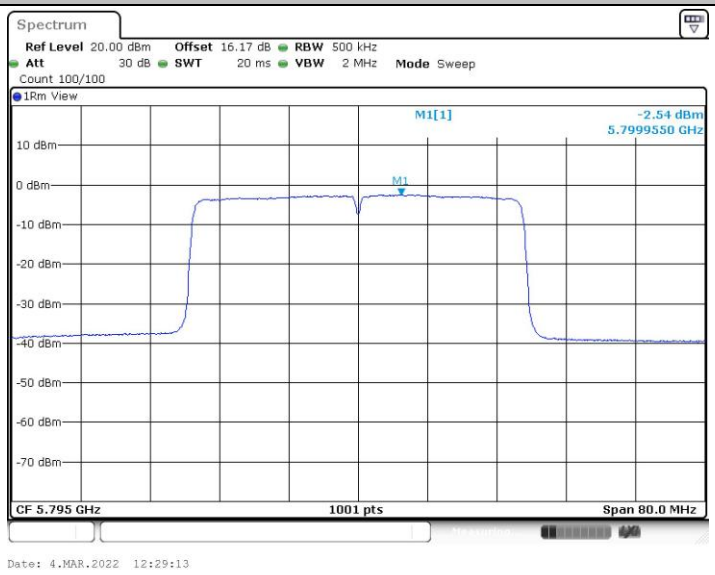

11AX80MIMO_Ant1_5775

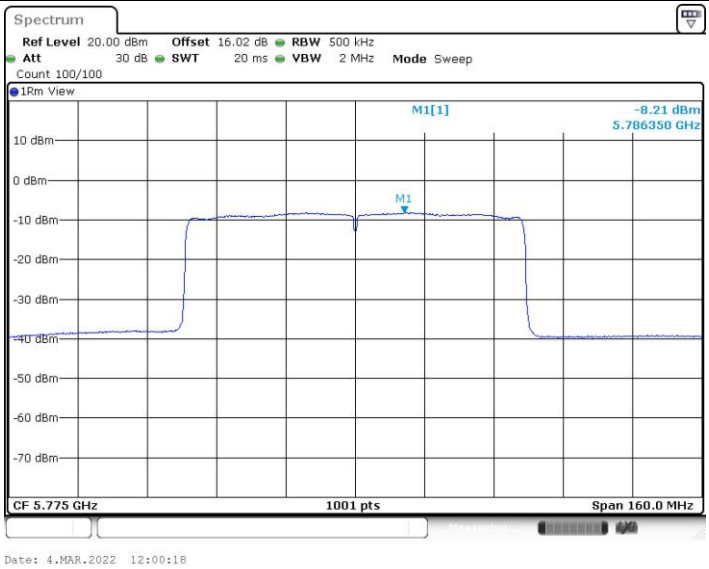

11AX80MIMO_Ant2_5775

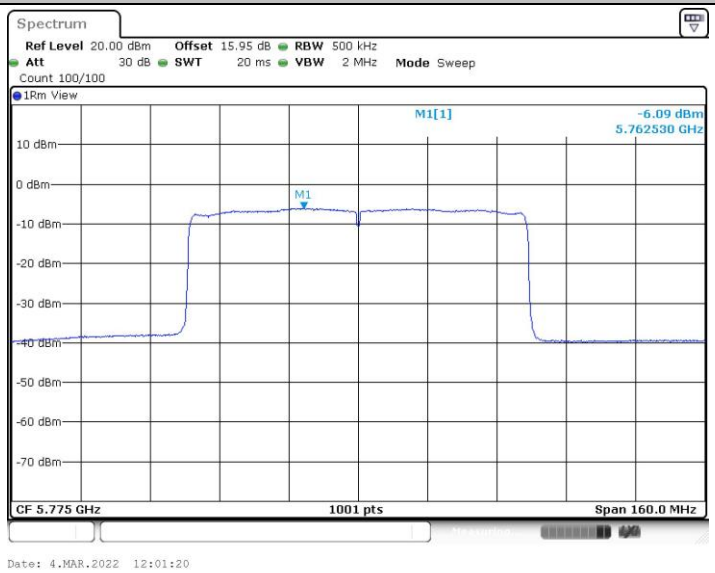

Maximum power spectral density (11ax Partial RU)

Test Result

Test Mode	Antenna	Frequency[MHz]	Ru Size	Ru Index	Result [dBm/MHz]	Limit [dBm/500KHz]	Verdict
11AX20MIMO	Ant1	5745	26Tone	RU0	11.07	≤28.48	PASS
			52Tone	RU37	8.18	≤28.48	PASS
			106Tone	RU53	5.3	≤28.48	PASS
	Ant2	5745	26Tone	RU0	9.71	≤28.48	PASS
			52Tone	RU37	7.06	≤28.48	PASS
			106Tone	RU53	4.07	≤28.48	PASS
	total	5745	26Tone	RU0	13.45	≤28.48	PASS
			52Tone	RU37	10.67	≤28.48	PASS
			106Tone	RU53	7.74	≤28.48	PASS
	Ant1	5785	26Tone	RU0	10.82	≤28.48	PASS
			52Tone	RU37	8.08	≤28.48	PASS
			106Tone	RU53	5.25	≤28.48	PASS
	Ant2	5785	26Tone	RU0	9.82	≤28.48	PASS
			52Tone	RU37	7.2	≤28.48	PASS
			106Tone	RU53	4.04	≤28.48	PASS
	total	5785	26Tone	RU0	13.36	≤28.48	PASS
			52Tone	RU37	10.67	≤28.48	PASS
			106Tone	RU53	7.70	≤28.48	PASS
	Ant1	5825	26Tone	RU8	10.4	≤28.48	PASS
			52Tone	RU40	7.52	≤28.48	PASS
			106Tone	RU54	4.83	≤28.48	PASS
	Ant2	5825	26Tone	RU8	9.46	≤28.48	PASS
			52Tone	RU40	6.72	≤28.48	PASS
			106Tone	RU54	4.04	≤28.48	PASS
	total	5825	26Tone	RU8	12.97	≤28.48	PASS
			52Tone	RU40	10.15	≤28.48	PASS
			106Tone	RU54	7.46	≤28.48	PASS

Note：The Duty Cycle Factor and RBW Factor is compensated in the graph.

Test Graphs

11AX20MIMO_Ant1_5745_26Tone_RU0

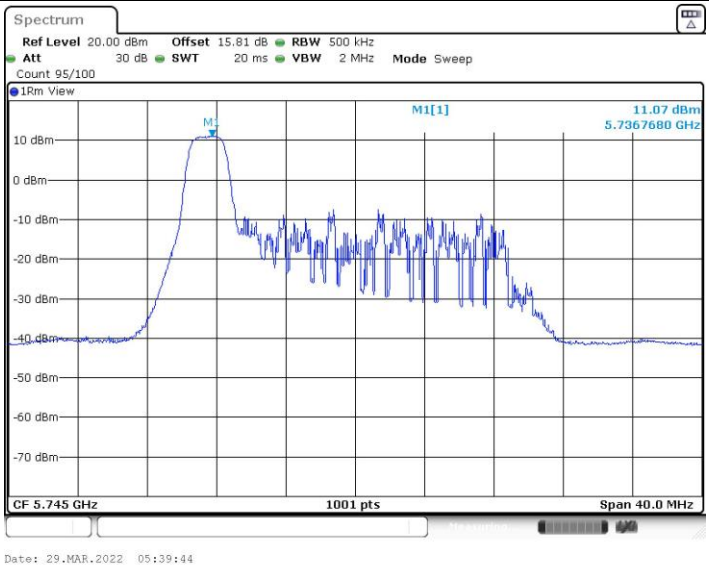

11AX20MIMO_Ant1_5745_52Tone_RU37

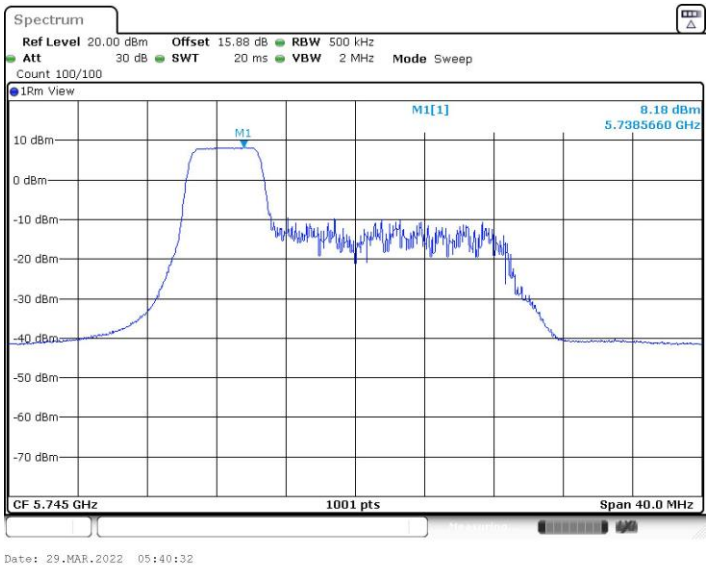

11AX20MIMO_Ant1_5745_106Tone_RU53

11AX20MIMO_Ant2_5745_26Tone_RU0

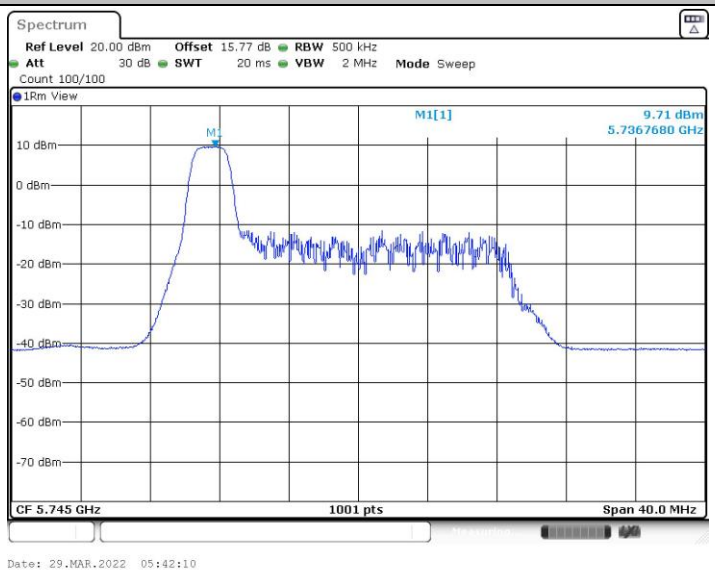

11AX20MIMO_Ant2_5745_52Tone_RU37

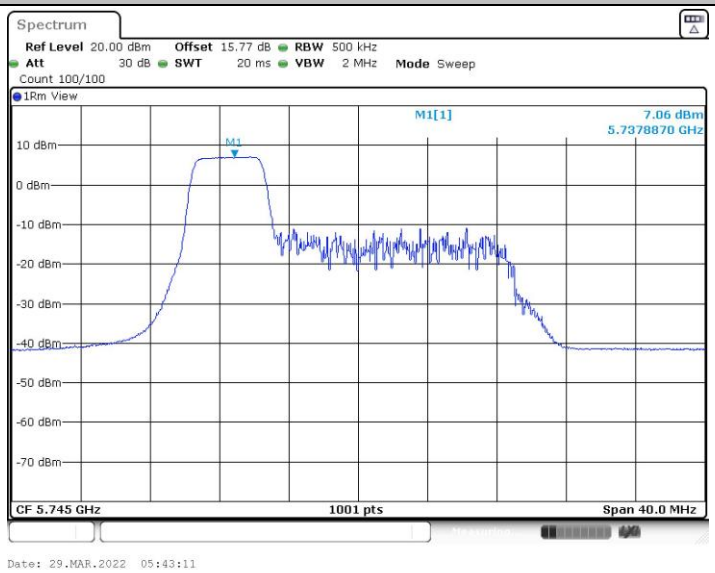

11AX20MIMO_Ant2_5745_106Tone_RU53

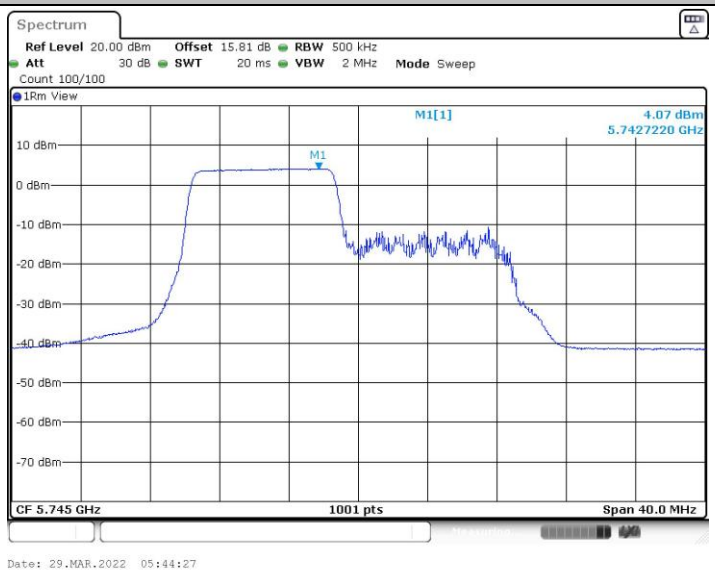

11AX20MIMO_Ant1_5785_26Tone_RU0

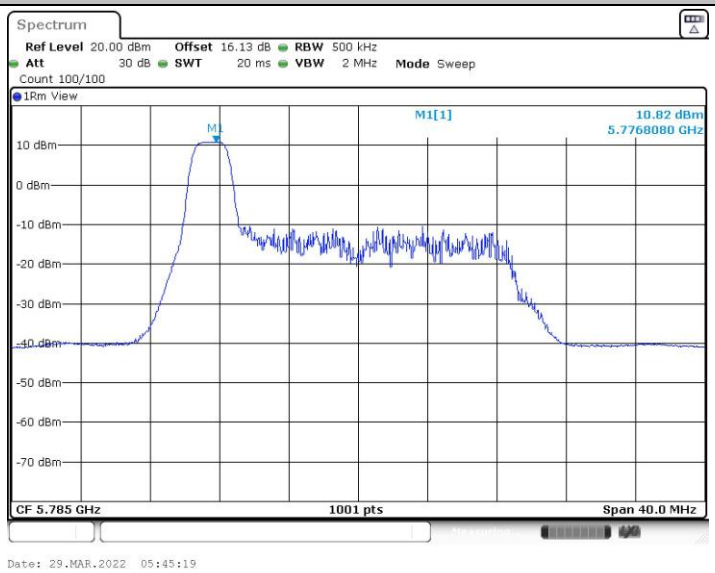

11AX20MIMO_Ant1_5785_52Tone_RU37

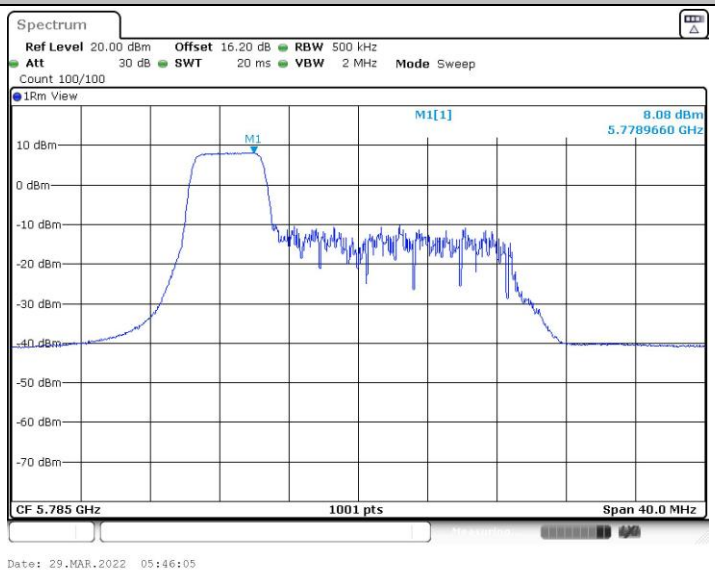

11AX20MIMO_Ant1_5785_106Tone_RU53

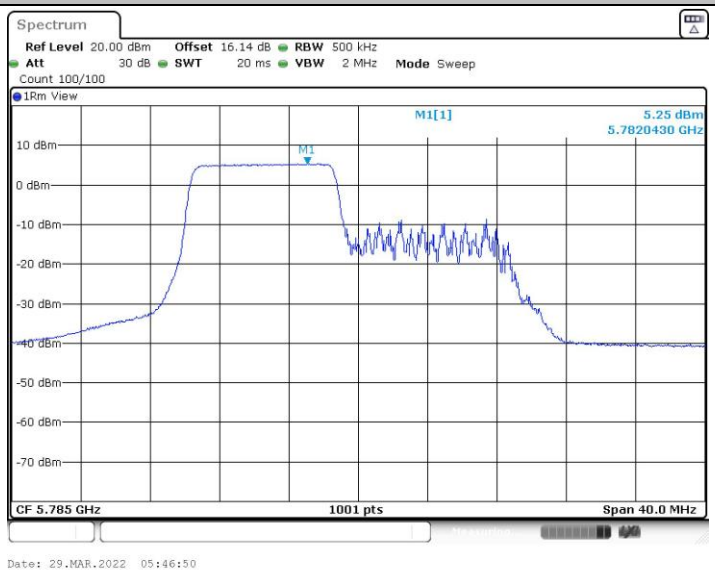

11AX20MIMO_Ant2_5785_26Tone_RU0

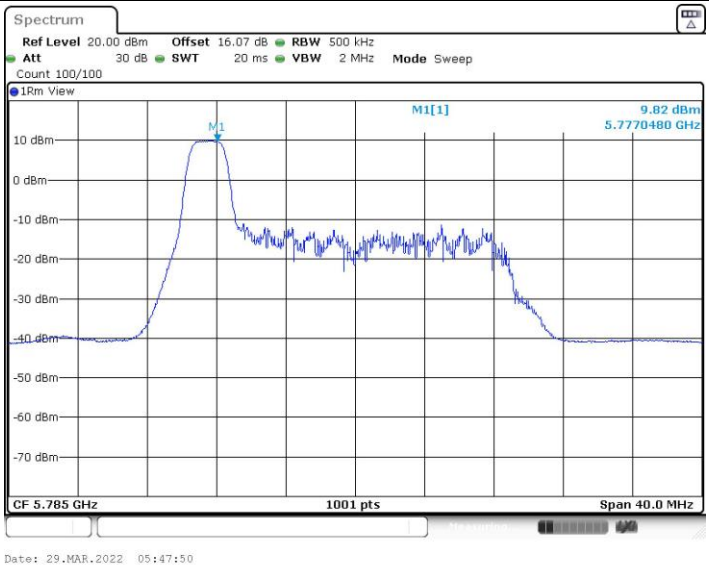

11AX20MIMO_Ant2_5785_52Tone_RU37

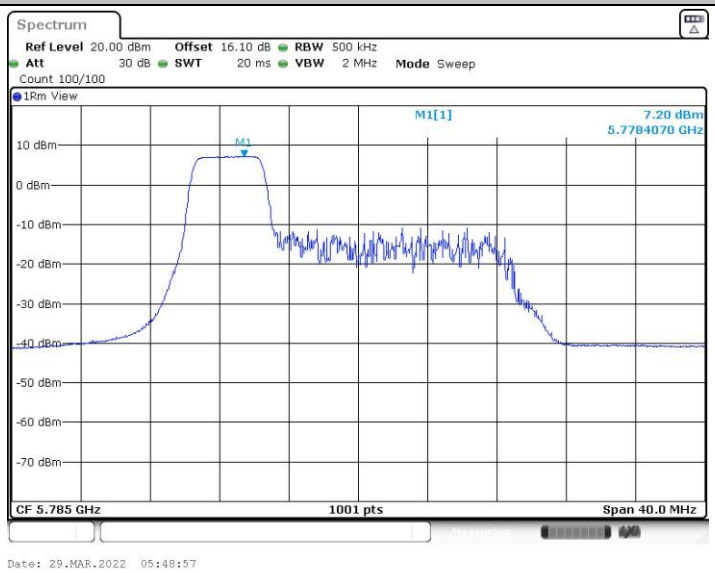

11AX20MIMO_Ant2_5785_106Tone_RU53

11AX20MIMO_Ant1_5825_26Tone_RU8

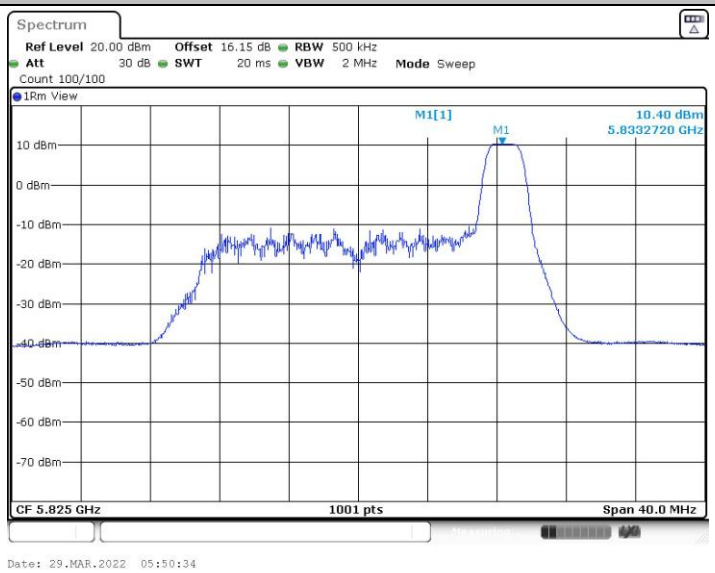

11AX20MIMO_Ant1_5825_52Tone_RU40

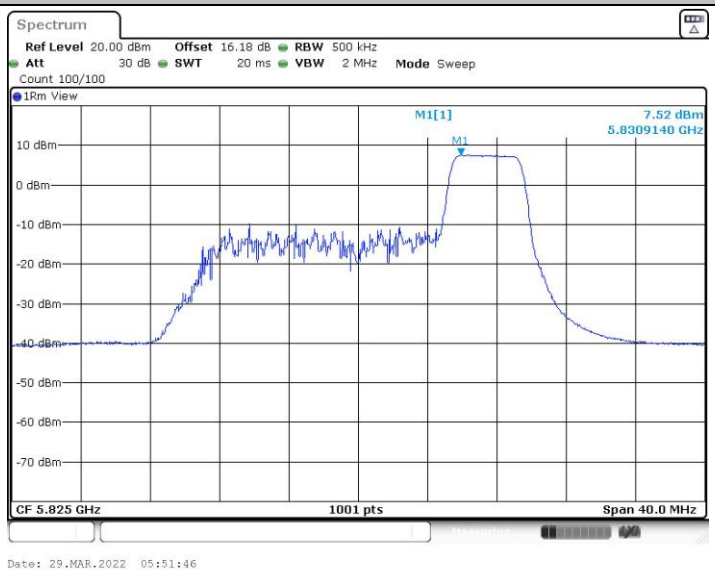

11AX20MIMO_Ant1_5825_106Tone_RU54

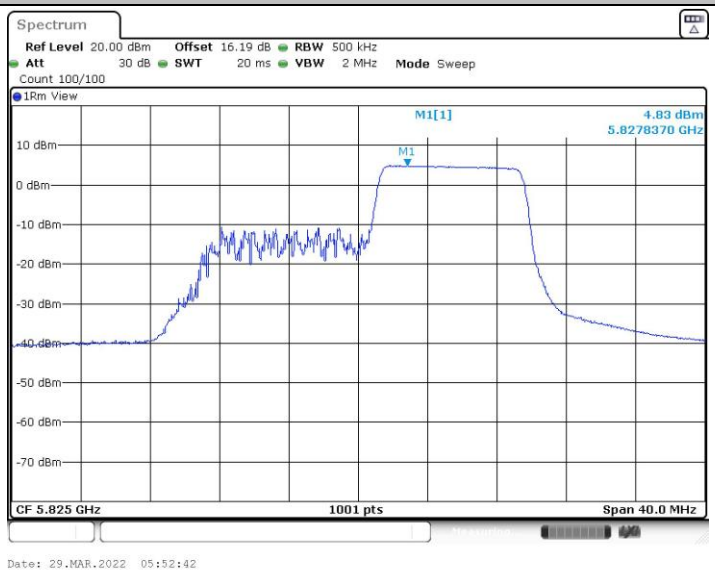

11AX20MIMO_Ant2_5825_26Tone_RU8

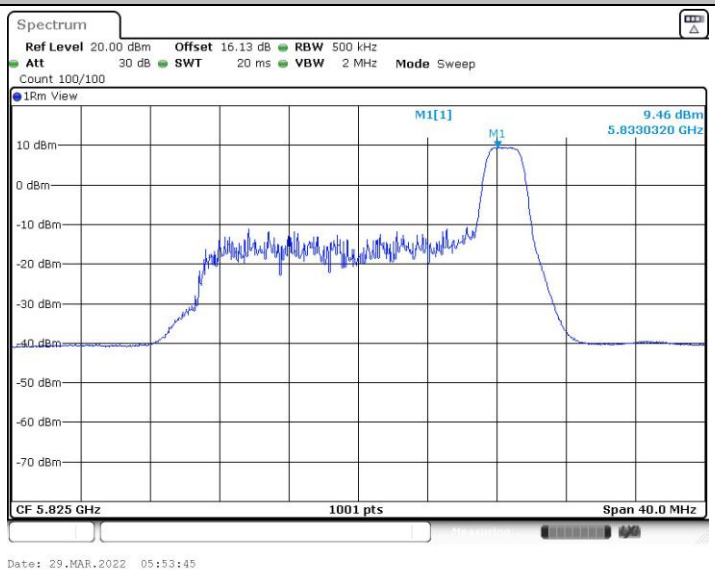

11AX20MIMO_Ant2_5825_52Tone_RU40

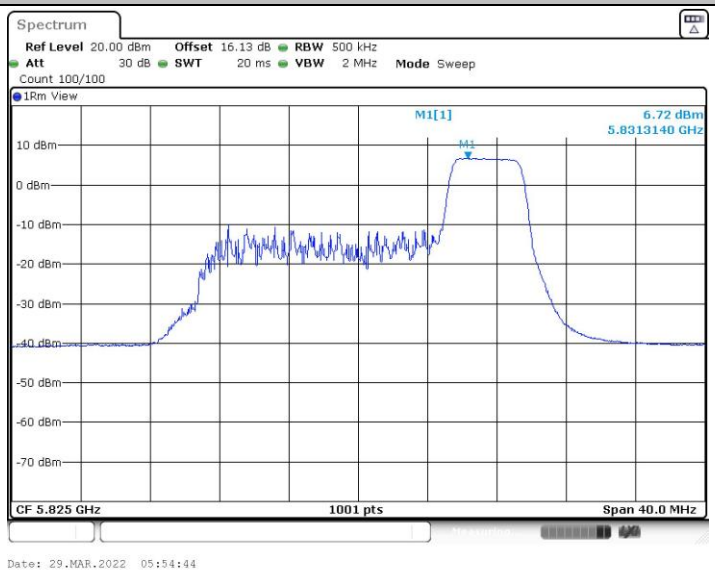

11AX20MIMO_Ant2_5825_106Tone_RU54

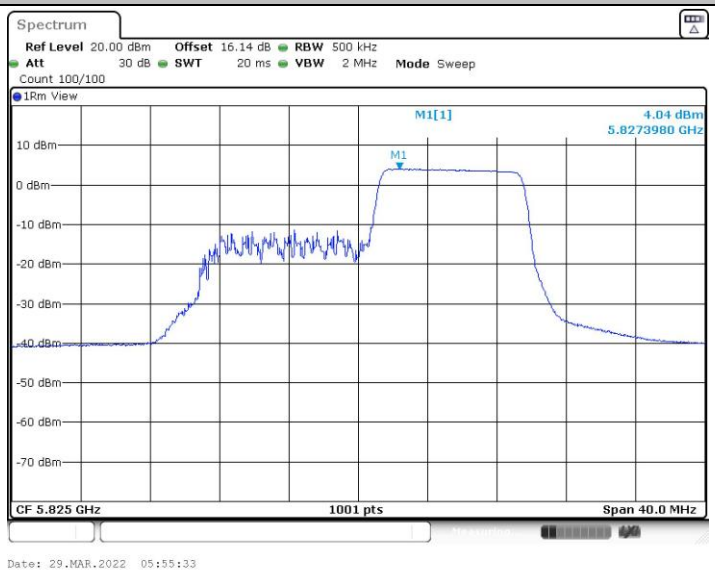

Appendix B. AC Conducted Emission Test Results

Test Engineer :	Amos Zhang	**Temperature :**	24.2~25.6℃
		Relative Humidity :	37~39%
Test Voltage :	120Vac / 60Hz	**Phase :**	Line
Remark :	All emissions not reported here are more than 10 dB below the prescribed limit.		

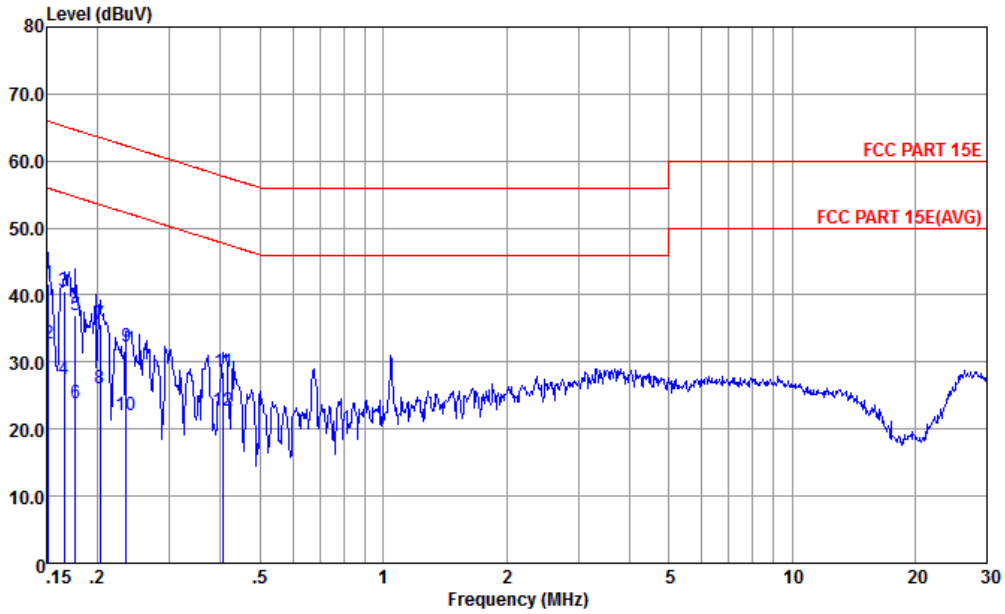

Site : CO01-KS
Condition : FCC PART 15E LISN-060105-L LINE

		Freq	Level	Over Limit	Limit Line	Read Level	LISN Factor	Cable Loss	Remark
		MHz	dBuV	dB	dBuV	dBuV	dB	dB	
1		0.152	41.60	-24.31	65.91	31.10	0.02	10.48	QP
2	*	0.152	32.70	-23.21	55.91	22.20	0.02	10.48	Average
3		0.166	40.67	-24.49	65.16	30.20	0.03	10.44	QP
4		0.166	27.37	-27.79	55.16	16.90	0.03	10.44	Average
5		0.177	37.05	-27.59	64.64	26.61	0.03	10.41	QP
6		0.177	23.75	-30.89	54.64	13.31	0.03	10.41	Average
7		0.203	35.70	-27.79	63.49	25.30	0.04	10.36	QP
8		0.203	26.00	-27.49	53.49	15.60	0.04	10.36	Average
9		0.235	32.29	-29.97	62.26	21.90	0.05	10.34	QP
10		0.235	21.99	-30.27	52.26	11.60	0.05	10.34	Average
11		0.406	28.55	-29.18	57.73	18.20	0.09	10.26	QP
12		0.406	22.65	-25.08	47.73	12.30	0.09	10.26	Average

Test Engineer :	Amos Zhang	**Temperature :**	24.2~25.6℃
		Relative Humidity :	37~39%
Test Voltage :	120Vac / 60Hz	**Phase :**	Neutral
Remark :	All emissions not reported here are more than 10 dB below the prescribed limit.		

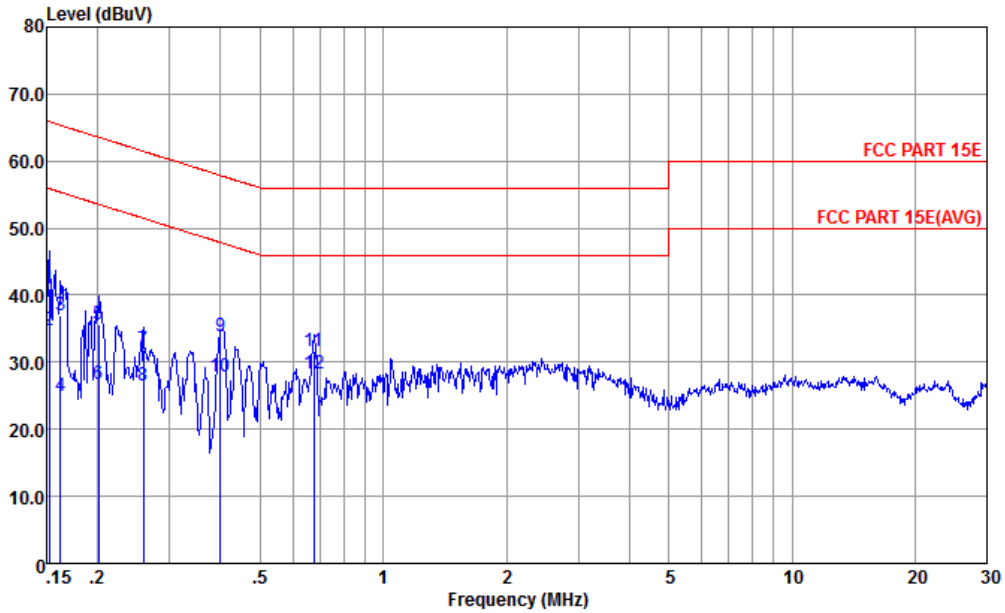

Site : CO01-KS
Condition : FCC PART 15E LISN-060105-N NEUTRAL

	Freq	Level	Over Limit	Limit Line	Read Level	LISN Factor	Cable Loss	Remark
	MHz	dBuV	dB	dBuV	dBuV	dB	dB	
1	0.152	41.08	-24.79	65.87	30.50	0.11	10.47	QP
2	0.152	34.78	-21.09	55.87	24.20	0.11	10.47	Average
3	0.162	37.05	-28.29	65.34	26.49	0.11	10.45	QP
4	0.162	24.85	-30.49	55.34	14.29	0.11	10.45	Average
5	0.201	35.76	-27.82	63.58	25.30	0.10	10.36	QP
6	0.201	26.76	-26.82	53.58	16.30	0.10	10.36	Average
7	0.259	31.93	-29.54	61.47	21.50	0.10	10.33	QP
8	0.259	26.63	-24.84	51.47	16.20	0.10	10.33	Average
9	0.400	33.87	-23.99	57.86	23.49	0.11	10.27	QP
10	0.400	27.87	-19.99	47.86	17.49	0.11	10.27	Average
11	0.675	31.55	-24.45	56.00	21.20	0.11	10.24	QP
12 *	0.675	28.25	-17.75	46.00	17.90	0.11	10.24	Average

Note:

1. Level(dBμV) = Read Level(dBμV) + LISN Factor(dB) + Cable Loss(dB)
2. Over Limit(dB) = Level(dBμV) – Limit Line(dBμV)

Appendix C. Radiated Spurious Emission

UNII-3 - 5725~5850MHz

WIFI 802.11a (Band Edge @ 3m)

WIFI Ant.	Note	Frequency	Level	Over Limit	Limit Line	Read Level	Antenna Factor	Path Loss	Preamp Factor	Ant Pos	Table Pos	Peak Avg.	Pol.
1+2		(MHz)	(dBµV/m)	(dB)	(dBµV/m)	(dBµV)	(dB/m)	(dB)	(dB)	(cm)	(deg)	(P/A)	(H/V)
802.11a CH 149 5745MHz		5603.2	57.35	-10.95	68.3	41.34	34.6	11.19	29.78	351	16	P	H
		5663.6	58.7	-19.7	78.4	42.55	34.71	11.24	29.8	351	16	P	H
		5720	64.46	-46.44	110.9	48.08	34.85	11.32	29.79	351	16	P	H
		5724.8	68.95	-52.89	121.84	52.57	34.85	11.32	29.79	351	16	P	H
		5752	110.94	------	------	94.44	34.93	11.35	29.78	351	16	P	H
		5752	104.38	------	------	87.88	34.93	11.35	29.78	351	16	A	H
		5636.4	57.34	-10.96	68.3	41.25	34.67	11.23	29.81	310	14	P	V
		5673.2	58.51	-27	85.51	42.3	34.75	11.26	29.8	310	14	P	V
		5718.8	68.79	-41.77	110.56	52.41	34.85	11.32	29.79	310	14	P	V
		5724.4	74.62	-46.31	120.93	58.24	34.85	11.32	29.79	310	14	P	V
		5746	115.87	------	------	99.42	34.89	11.34	29.78	310	14	P	V
		5746	108.25	------	------	91.8	34.89	11.34	29.78	310	14	A	V

WIFI Ant. 1+2	Note	Frequency (MHz)	Level (dBµV/m)	Over Limit (dB)	Limit Line (dBµV/m)	Read Level (dBµV)	Antenna Factor (dB/m)	Path Loss (dB)	Preamp Factor (dB)	Ant Pos (cm)	Table Pos (deg)	Peak Avg. (P/A)	Pol. (H/V)
802.11a CH 165 5825MHz		5853.2	66.16	-48.84	115	49.41	35.08	11.42	29.75	361	20	P	H
		5857.6	61.88	-48.29	110.17	45.1	35.1	11.43	29.75	361	20	P	H
		5879.6	58.88	-43	101.88	42.09	35.12	11.44	29.77	361	20	P	H
		5957.2	58.92	-9.38	68.3	42.01	35.25	11.5	29.84	361	20	P	H
		5818	111.76	------	------	95.09	35.03	11.4	29.76	361	20	P	H
		5818	103.88	------	------	87.21	35.03	11.4	29.76	361	20	A	H
		5850.4	71.89	-49.5	121.39	55.14	35.08	11.42	29.75	300	6	P	V
		5855.67	65.38	-45.33	110.71	48.6	35.1	11.43	29.75	300	6	P	V
		5884.4	59.14	-39.18	98.32	42.38	35.12	11.44	29.8	300	6	P	V
		5961.2	58.74	-9.56	68.3	41.85	35.25	11.5	29.86	300	6	P	V
		5830	115.39	------	------	98.69	35.05	11.41	29.76	300	6	P	V
		5830	106.73	------	------	90.03	35.05	11.41	29.76	300	6	A	V
Remark	1. No other spurious found. 2. All results are PASS against Peak and Average limit line.												

UNII-3 5725~5850MHz

WIFI 802.11a (Harmonic @ 3m)

WIFI Ant. 1+2	Note	Frequency (MHz)	Level (dBμV/m)	Over Limit (dB)	Limit Line (dBμV/m)	Read Level (dBμV)	Antenna Factor (dB/m)	Path Loss (dB)	Preamp Factor (dB)	Ant Pos (cm)	Table Pos (deg)	Peak Avg. (P/A)	Pol. (H/V)
802.11a CH 149 5745MHz		11490	43.87	-30.13	74	53.84	38.39	17.09	65.45	100	360	P	H
		11490	43.53	-30.47	74	53.5	38.39	17.09	65.45	100	0	P	V
802.11a CH 157 5785MHz		11570	43.5	-30.5	74	53.28	38.45	17.18	65.41	100	360	P	H
		11570	43.8	-30.2	74	53.58	38.45	17.18	65.41	100	0	P	V
802.11a CH 165 5825MHz		11650	44.44	-29.56	74	54.08	38.49	17.24	65.37	100	360	P	H
		11650	43.53	-30.47	74	53.17	38.49	17.24	65.37	100	0	P	V
Remark	1. No other spurious found. 2. All results are PASS against Peak and Average limit line.												

UNII-3 5725~5850MHz

WIFI 802.11ax HE20_Full RU (Band Edge @ 3m)

WIFI Ant. 1+2	Note	Frequency (MHz)	Level (dBµV/m)	Over Limit (dB)	Limit Line (dBµV/m)	Read Level (dBµV)	Antenna Factor (dB/m)	Path Loss (dB)	Preamp Factor (dB)	Ant Pos (cm)	Table Pos (deg)	Peak Avg. (P/A)	Pol. (H/V)
802.11ax HE20 Full CH 149 5745MHz		5639.6	58.05	-10.25	68.3	41.96	34.67	11.23	29.81	355	20	P	H
		5698.8	58.27	-46.15	104.42	42.01	34.78	11.28	29.8	355	20	P	H
		5720	70.16	-40.74	110.9	53.78	34.85	11.32	29.79	355	20	P	H
		5724.4	75.66	-45.27	120.93	59.28	34.85	11.32	29.79	355	20	P	H
		5740	110.75	------	------	94.3	34.89	11.34	29.78	355	20	P	H
		5740	101.7	------	------	85.25	34.89	11.34	29.78	355	20	A	H
		5649.6	57.61	-10.69	68.3	41.47	34.71	11.24	29.81	161	11	P	V
		5688	58.73	-37.72	96.45	42.47	34.78	11.28	29.8	161	11	P	V
		5719.6	70.92	-39.87	110.79	54.54	34.85	11.32	29.79	161	11	P	V
		5724.8	74.88	-46.96	121.84	58.5	34.85	11.32	29.79	161	11	P	V
		5752	114.63	------	------	98.13	34.93	11.35	29.78	161	11	P	V
		5752	105.28	------	------	88.78	34.93	11.35	29.78	161	11	A	V

WIFI Ant. 1+2	Note	Frequency (MHz)	Level (dBµV/m)	Over Limit (dB)	Limit Line (dBµV/m)	Read Level (dBµV)	Antenna Factor (dB/m)	Path Loss (dB)	Preamp Factor (dB)	Ant Pos (cm)	Table Pos (deg)	Peak Avg. (P/A)	Pol. (H/V)
802.11ax HE20 Full CH 165 5825MHz		5852.4	66.65	-50.18	116.83	49.9	35.08	11.42	29.75	307	360	P	H
		5854.8	64.59	-46.77	111.36	47.81	35.1	11.43	29.75	307	360	P	H
		5877.2	58.55	-45.12	103.67	41.76	35.12	11.44	29.77	307	360	P	H
		5961.6	58.81	-9.49	68.3	41.92	35.25	11.5	29.86	307	360	P	H
		5818	111.02	------	------	94.35	35.03	11.4	29.76	307	360	P	H
		5818	100.2	------	------	83.53	35.03	11.4	29.76	307	360	A	H
		5851.2	74.29	-45.27	119.56	57.54	35.08	11.42	29.75	326	5	P	V
		5855.69	67.18	-43.53	110.71	50.4	35.1	11.43	29.75	326	5	P	V
		5923.6	58.21	-11.12	69.33	41.35	35.2	11.48	29.82	326	5	P	V
		5956	58.52	-9.78	68.3	41.61	35.25	11.5	29.84	326	5	P	V
		5818	112.71	------	------	96.04	35.03	11.4	29.76	326	5	P	V
		5818	104.02	------	------	87.35	35.03	11.4	29.76	326	5	A	V
Remark	1. No other spurious found. 2. All results are PASS against Peak and Average limit line.												

UNII-3 5725~5850MHz

WIFI 802.11ax HE20 Full RU (Harmonic @ 3m)

WIFI Ant. 1+2	Note	Frequency (MHz)	Level (dBµV/m)	Over Limit (dB)	Limit Line (dBµV/m)	Read Level (dBµV)	Antenna Factor (dB/m)	Path Loss (dB)	Preamp Factor (dB)	Ant Pos (cm)	Table Pos (deg)	Peak Avg. (P/A)	Pol. (H/V)
802.11ax HE20 Full CH 149 5745MHz		11490	43.86	-30.14	74	53.83	38.39	17.09	65.45	100	360	P	H
		11490	43.64	-30.36	74	53.61	38.39	17.09	65.45	100	0	P	V
802.11ax HE20 Full CH 157 5785MHz		11570	44.01	-29.99	74	53.79	38.45	17.18	65.41	100	360	P	H
		11570	44.06	-29.94	74	53.84	38.45	17.18	65.41	100	0	P	V
802.11ax HE20 Full CH 165 5825MHz		11650	43.42	-30.58	74	53.06	38.49	17.24	65.37	100	360	P	H
		11650	45.54	-28.46	74	55.18	38.49	17.24	65.37	100	0	P	V
Remark	1. No other spurious found. 2. All results are PASS against Peak and Average limit line.												

UNII-3 5725~5850MHz

WIFI 802.11ax HE20_Partial RU_26T (Band Edge @ 3m)

WIFI Ant. 1+2	Note	Frequency (MHz)	Level (dBµV/m)	Over Limit (dB)	Limit Line (dBµV/m)	Read Level (dBµV)	Antenna Factor (dB/m)	Path Loss (dB)	Preamp Factor (dB)	Ant Pos (cm)	Table Pos (deg)	Peak Avg. (P/A)	Pol. (H/V)
802.11ax HE20 Partial 26/0 CH 149 5745MHz		5618.8	58.02	-10.28	68.3	41.95	34.64	11.21	29.78	101	13	P	H
		5695.2	57.82	-43.94	101.76	41.56	34.78	11.28	29.8	101	13	P	H
		5718.8	65.97	-44.59	110.56	49.59	34.85	11.32	29.79	101	13	P	H
		5724.8	64.18	-57.66	121.84	47.8	34.85	11.32	29.79	101	13	P	H
		5740	116.5	------	------	100.05	34.89	11.34	29.78	101	13	P	H
		5740	110.15	------	------	93.7	34.89	11.34	29.78	101	13	A	H
		5646.8	57.13	-11.17	68.3	41.04	34.67	11.23	29.81	162	10	P	V
		5685.2	58.77	-35.61	94.38	42.51	34.78	11.28	29.8	162	10	P	V
		5712.8	66.39	-42.5	108.89	50.06	34.82	11.3	29.79	162	10	P	V
		5724.4	70.46	-50.47	120.93	54.08	34.85	11.32	29.79	162	10	P	V
		5740	120.64	------	------	104.19	34.89	11.34	29.78	162	10	P	V
		5740	113.37	------	------	96.92	34.89	11.34	29.78	162	10	A	V

WIFI Ant. 1+2	Note	Frequency (MHz)	Level (dBµV/m)	Over Limit (dB)	Limit Line (dBµV/m)	Read Level (dBµV)	Antenna Factor (dB/m)	Path Loss (dB)	Preamp Factor (dB)	Ant Pos (cm)	Table Pos (deg)	Peak Avg. (P/A)	Pol. (H/V)
802.11ax HE20 Partial 26/8 CH 165 5825MHz		5851.6	62.6	-56.05	118.65	45.85	35.08	11.42	29.75	101	26	P	H
		5857.6	65.53	-44.64	110.17	48.75	35.1	11.43	29.75	101	26	P	H
		5881.2	58.6	-42.09	100.69	41.81	35.12	11.44	29.77	101	26	P	H
		5966.4	58.4	-9.9	68.3	41.51	35.25	11.5	29.86	101	26	P	H
		5836	117.02	------	------	100.31	35.05	11.41	29.75	101	26	P	H
		5836	108.83	------	------	92.12	35.05	11.41	29.75	101	26	A	H
		5854.8	66.71	-44.65	111.36	49.93	35.1	11.43	29.75	308	16	P	V
		5860	67.41	-42.09	109.5	50.65	35.1	11.43	29.77	308	16	P	V
		5900.8	59.43	-26.74	86.17	42.63	35.15	11.45	29.8	308	16	P	V
		5932.4	59.3	-9	68.3	42.44	35.2	11.48	29.82	308	16	P	V
		5836	121.47	------	------	104.76	35.05	11.41	29.75	308	16	P	V
		5836	112.51	------	------	95.8	35.05	11.41	29.75	308	16	A	V
Remark	1. No other spurious found. 2. All results are PASS against Peak and Average limit line.												

UNII-3 5725~5850MHz

WIFI 802.11ax HE20_Partial RU_52T (Band Edge @ 3m)

WIFI Ant. 1+2	Note	Frequency (MHz)	Level (dBµV/m)	Over Limit (dB)	Limit Line (dBµV/m)	Read Level (dBµV)	Antenna Factor (dB/m)	Path Loss (dB)	Preamp Factor (dB)	Ant Pos (cm)	Table Pos (deg)	Peak Avg. (P/A)	Pol. (H/V)
802.11ax HE20 Partial 52/37 CH 149 5745MHz		5616.8	57.12	-11.18	68.3	41.05	34.64	11.21	29.78	100	24	P	H
		5695.2	57.6	-44.16	101.76	41.34	34.78	11.28	29.8	100	24	P	H
		5717.6	64.53	-45.7	110.23	48.15	34.85	11.32	29.79	100	24	P	H
		5724.4	68.99	-51.94	120.93	52.61	34.85	11.32	29.79	100	24	P	H
		5740	115.26	------	------	98.81	34.89	11.34	29.78	100	24	P	H
		5740	106.7	------	------	90.25	34.89	11.34	29.78	100	24	A	H
		5620.4	57.85	-10.45	68.3	41.78	34.64	11.21	29.78	323	28	P	V
		5672.4	57.4	-27.52	84.92	41.19	34.75	11.26	29.8	323	28	P	V
		5715.2	63.67	-45.89	109.56	47.34	34.82	11.3	29.79	323	28	P	V
		5724.8	63.14	-58.7	121.84	46.76	34.85	11.32	29.79	323	28	P	V
		5740	116.75	------	------	100.3	34.89	11.34	29.78	323	28	P	V
		5740	108.51	------	------	92.06	34.89	11.34	29.78	323	28	A	V

WIFI Ant. 1+2	Note	Frequency (MHz)	Level (dBµV/m)	Over Limit (dB)	Limit Line (dBµV/m)	Read Level (dBµV)	Antenna Factor (dB/m)	Path Loss (dB)	Preamp Factor (dB)	Ant Pos (cm)	Table Pos (deg)	Peak Avg. (P/A)	Pol. (H/V)
802.11ax HE20 Partial 52/40 CH 165 5825MHz		5851.6	64.12	-54.53	118.65	47.37	35.08	11.42	29.75	100	14	P	H
		5856.93	62.34	-48.02	110.36	45.56	35.1	11.43	29.75	100	14	P	H
		5885.2	58.5	-39.23	97.73	41.74	35.12	11.44	29.8	100	14	P	H
		5931.6	58.07	-10.23	68.3	41.21	35.2	11.48	29.82	100	14	P	H
		5830	118.35	------	------	101.65	35.05	11.41	29.76	100	14	P	H
		5830	107.19	------	------	90.49	35.05	11.41	29.76	100	14	A	H
		5854.4	66.18	-46.09	112.27	49.4	35.1	11.43	29.75	307	17	P	V
		5856.4	67.02	-43.49	110.51	50.24	35.1	11.43	29.75	307	17	P	V
		5907.6	58.78	-22.36	81.14	41.94	35.17	11.47	29.8	307	17	P	V
		5992	58.53	-9.77	68.3	41.6	35.3	11.52	29.89	307	17	P	V
		5830	118.8	------	------	102.1	35.05	11.41	29.76	307	17	P	V
		5830	110.4	------	------	93.7	35.05	11.41	29.76	307	17	A	V
Remark	1. No other spurious found. 2. All results are PASS against Peak and Average limit line.												

UNII-3 5725~5850MHz

WIFI 802.11ax HE20_Partial RU_106T (Band Edge @ 3m)

WIFI Ant. 1+2	Note	Frequency (MHz)	Level (dBμV/m)	Over Limit (dB)	Limit Line (dBμV/m)	Read Level (dBμV)	Antenna Factor (dB/m)	Path Loss (dB)	Preamp Factor (dB)	Ant Pos (cm)	Table Pos (deg)	Peak Avg. (P/A)	Pol. (H/V)
802.11ax HE20 Partial 106/53 CH 149 5745MHz		5647.6	57.3	-11	68.3	41.21	34.67	11.23	29.81	100	12	P	H
		5684.8	57.79	-36.3	94.09	41.53	34.78	11.28	29.8	100	12	P	H
		5718.8	59.12	-51.44	110.56	42.74	34.85	11.32	29.79	100	12	P	H
		5724	65.4	-54.62	120.02	49.02	34.85	11.32	29.79	100	12	P	H
		5740	113.42	------	------	96.97	34.89	11.34	29.78	100	12	P	H
		5740	103.87	------	------	87.42	34.89	11.34	29.78	100	12	A	H
		5634.8	58.16	-10.14	68.3	42.07	34.67	11.23	29.81	368	15	P	V
		5696.8	58.98	-43.96	102.94	42.72	34.78	11.28	29.8	368	15	P	V
		5716.8	66.58	-43.43	110.01	50.25	34.82	11.3	29.79	368	15	P	V
		5724	68.15	-51.87	120.02	51.77	34.85	11.32	29.79	368	15	P	V
		5740	116.48	------	------	100.03	34.89	11.34	29.78	368	15	P	V
		5740	107.34	------	------	90.89	34.89	11.34	29.78	368	15	A	V

WIFI Ant. 1+2	Note	Frequency (MHz)	Level (dBµV/m)	Over Limit (dB)	Limit Line (dBµV/m)	Read Level (dBµV)	Antenna Factor (dB/m)	Path Loss (dB)	Preamp Factor (dB)	Ant Pos (cm)	Table Pos (deg)	Peak Avg. (P/A)	Pol. (H/V)
802.11ax HE20 Partial 106/54 CH 165 5825MHz		5850	60.62	-61.68	122.3	43.87	35.08	11.42	29.75	174	0	P	H
		5856	61.9	-48.72	110.62	45.12	35.1	11.43	29.75	174	0	P	H
		5905.2	58.96	-23.95	82.91	42.12	35.17	11.47	29.8	174	0	P	H
		5951.2	58.49	-9.81	68.3	41.62	35.22	11.49	29.84	174	0	P	H
		5830	112.9	------	------	96.2	35.05	11.41	29.76	174	0	P	H
		5830	103.73	------	------	87.03	35.05	11.41	29.76	174	0	A	H
		5850	65.42	-56.88	122.3	48.67	35.08	11.42	29.75	300	29	P	V
		5862.8	61.3	-47.41	108.71	44.54	35.1	11.43	29.77	300	29	P	V
		5904.8	59.5	-23.71	83.21	42.66	35.17	11.47	29.8	300	29	P	V
		5935.2	57.98	-10.32	68.3	41.14	35.2	11.48	29.84	300	29	P	V
		5830	117.12	------	------	100.42	35.05	11.41	29.76	300	29	P	V
		5830	107.08	------	------	90.38	35.05	11.41	29.76	300	29	A	V
Remark	1. No other spurious found. 2. All results are PASS against Peak and Average limit line.												

UNII-3 5725~5850MHz

WIFI 802.11ax HE40_Full RU (Band Edge @ 3m)

WIFI Ant. 1+2	Note	Frequency (MHz)	Level (dBµV/m)	Over Limit (dB)	Limit Line (dBµV/m)	Read Level (dBµV)	Antenna Factor (dB/m)	Path Loss (dB)	Preamp Factor (dB)	Ant Pos (cm)	Table Pos (deg)	Peak Avg. (P/A)	Pol. (H/V)
802.11ax HE40 Full CH 151 5755MHz		5640.8	57.64	-10.66	68.3	41.55	34.67	11.23	29.81	100	10	P	H
		5700	61.21	-44.09	105.3	44.95	34.78	11.28	29.8	100	10	P	H
		5716	70.54	-39.24	109.78	54.21	34.82	11.3	29.79	100	10	P	H
		5722.4	70.84	-45.53	116.37	54.46	34.85	11.32	29.79	100	10	P	H
		5758	108.58	------	------	92.07	34.93	11.35	29.77	100	10	P	H
		5758	98.48	------	------	81.97	34.93	11.35	29.77	100	10	A	H
		5850.4	57.09	-64.3	121.39	40.34	35.08	11.42	29.75	100	10	P	H
		5866	58.08	-49.74	107.82	41.32	35.1	11.43	29.77	100	10	P	H
		5878.4	59.93	-42.84	102.77	43.14	35.12	11.44	29.77	100	10	P	H
		5957.2	58.84	-9.46	68.3	41.93	35.25	11.5	29.84	100	10	P	H
		5628	58.23	-10.07	68.3	42.16	34.64	11.21	29.78	165	360	P	V
		5697.2	69.83	-33.41	103.24	53.57	34.78	11.28	29.8	165	360	P	V
		5717.2	76.84	-33.28	110.12	60.51	34.82	11.3	29.79	165	360	P	V
		5721.6	74.02	-40.53	114.55	57.64	34.85	11.32	29.79	165	360	P	V
		5764	110.2	------	------	93.69	34.93	11.35	29.77	165	360	P	V
		5764	100.8	------	------	84.29	34.93	11.35	29.77	165	360	A	V
		5854.4	58.09	-54.18	112.27	41.31	35.1	11.43	29.75	165	360	P	V
		5860.8	58.14	-51.13	109.27	41.38	35.1	11.43	29.77	165	360	P	V
		5883.6	58.31	-40.6	98.91	41.55	35.12	11.44	29.8	165	360	P	V
		5937.2	57.27	-11.03	68.3	40.43	35.2	11.48	29.84	165	360	P	V

WIFI Ant. 1+2	Note	Frequency (MHz)	Level (dBμV/m)	Over Limit (dB)	Limit Line (dBμV/m)	Read Level (dBμV)	Antenna Factor (dB/m)	Path Loss (dB)	Preamp Factor (dB)	Ant Pos (cm)	Table Pos (deg)	Peak Avg. (P/A)	Pol. (H/V)
802.11ax HE40 Full CH 159 5795MHz		5613.6	57.43	-10.87	68.3	41.42	34.6	11.19	29.78	100	9	P	H
		5676.4	57.15	-30.73	87.88	40.94	34.75	11.26	29.8	100	9	P	H
		5719.2	58.48	-52.2	110.68	42.1	34.85	11.32	29.79	100	9	P	H
		5724.4	59.68	-61.25	120.93	43.3	34.85	11.32	29.79	100	9	P	H
		5800	108.97	------	------	92.34	35	11.39	29.76	100	9	P	H
		5800	98.58	------	------	81.95	35	11.39	29.76	100	9	A	H
		5852.4	60.74	-56.09	116.83	43.99	35.08	11.42	29.75	100	9	P	H
		5857.2	59.6	-50.68	110.28	42.82	35.1	11.43	29.75	100	9	P	H
		5896.4	58.83	-30.6	89.43	42.03	35.15	11.45	29.8	100	9	P	H
		5990.8	58.79	-9.51	68.3	41.86	35.3	11.52	29.89	100	9	P	H
		5630.8	56.71	-11.59	68.3	40.67	34.64	11.21	29.81	300	16	P	V
		5675.2	57.48	-29.51	86.99	41.27	34.75	11.26	29.8	300	16	P	V
		5719.98	60.78	-50.11	110.89	44.4	34.85	11.32	29.79	300	16	P	V
		5721.3	60.78	-53.08	113.86	44.4	34.85	11.32	29.79	300	16	P	V
		5812	110.86	------	------	94.19	35.03	11.4	29.76	300	16	P	V
		5812	101.36	------	------	84.69	35.03	11.4	29.76	300	16	A	V
		5852.4	65.37	-51.46	116.83	48.62	35.08	11.42	29.75	300	16	P	V
		5858.8	61.75	-48.08	109.83	44.99	35.1	11.43	29.77	300	16	P	V
		5876.4	60.5	-43.76	104.26	43.71	35.12	11.44	29.77	300	16	P	V
		5926.4	58.82	-9.48	68.3	41.96	35.2	11.48	29.82	300	16	P	V
Remark	1. No other spurious found. 2. All results are PASS against Peak and Average limit line.												

UNII-3 5725~5850MHz

WIFI 802.11ax HE40_Full RU (Harmonic @ 3m)

WIFI Ant. 1+2	Note	Frequency (MHz)	Level (dBμV/m)	Over Limit (dB)	Limit Line (dBμV/m)	Read Level (dBμV)	Antenna Factor (dB/m)	Path Loss (dB)	Preamp Factor (dB)	Ant Pos (cm)	Table Pos (deg)	Peak Avg. (P/A)	Pol. (H/V)
802.11ax HE40 Full CH 151 5755MHz		11510	46.44	-27.56	74	57.33	38.41	16.15	65.45	300	0	P	H
		11510	45.1	-28.9	74	55.99	38.41	16.15	65.45	300	360	P	V
802.11ax HE40 Full CH 159 5795MHz		11590	44.42	-29.58	74	54.17	38.46	17.19	65.4	100	360	P	H
		11590	43.79	-30.21	74	53.54	38.46	17.19	65.4	100	0	P	V
Remark	1. No other spurious found. 2. All results are PASS against Peak and Average limit line.												

UNII-3 5725~5850MHz

WIFI 802.11ax HE80_Full RU (Band Edge @ 3m)

WIFI Ant. 1+2	Note	Frequency (MHz)	Level (dBμV/m)	Over Limit (dB)	Limit Line (dBμV/m)	Read Level (dBμV)	Antenna Factor (dB/m)	Path Loss (dB)	Preamp Factor (dB)	Ant Pos (cm)	Table Pos (deg)	Peak Avg. (P/A)	Pol. (H/V)
802.11ax HE80 Full CH 155 5775MHz		5632	58.44	-9.86	68.3	42.4	34.64	11.21	29.81	299	19	P	H
		5684.8	68	-26.09	94.09	51.74	34.78	11.28	29.8	299	19	P	H
		5716.4	66.48	-43.41	109.89	50.15	34.82	11.3	29.79	299	19	P	H
		5723.6	67.13	-51.98	119.11	50.75	34.85	11.32	29.79	299	19	P	H
		5788	104.74	------	------	88.11	35	11.39	29.76	299	19	P	H
		5788	94.19	------	------	77.56	35	11.39	29.76	299	19	A	H
		5852	67.36	-50.38	117.74	50.61	35.08	11.42	29.75	299	19	P	H
		5864.8	71.15	-37	108.15	54.39	35.1	11.43	29.77	299	19	P	H
		5876.9	62.73	-41.16	103.89	45.94	35.12	11.44	29.77	299	19	P	H
		5950	58.69	-9.61	68.3	41.82	35.22	11.49	29.84	299	19	P	H
		5650	58.48	-9.82	68.3	42.34	34.71	11.24	29.81	316	18	P	V
		5694	69.7	-31.18	100.88	53.44	34.78	11.28	29.8	316	18	P	V
		5716.8	72.52	-37.49	110.01	56.19	34.82	11.3	29.79	316	18	P	V
		5722	73.96	-41.5	115.46	57.58	34.85	11.32	29.79	316	18	P	V
		5788	108.08	------	------	91.45	35	11.39	29.76	316	18	P	V
		5788	98.33	------	------	81.7	35	11.39	29.76	316	18	A	V
		5853.2	69.61	-45.39	115	52.86	35.08	11.42	29.75	316	18	P	V
		5874	70.65	-34.93	105.58	53.86	35.12	11.44	29.77	316	18	P	V
		5876.9	67.86	-36.03	103.89	51.07	35.12	11.44	29.77	316	18	P	V
		5938.4	58.25	-10.05	68.3	41.41	35.2	11.48	29.84	316	18	P	V
Remark	1. No other spurious found. 2. All results are PASS against Peak and Average limit line.												

UNII-3 5725~5850MHz

WIFI 802.11ax HE80_Full RU (Harmonic @ 3m)

WIFI Ant. 1+2	Note	Frequency (MHz)	Level (dBμV/m)	Over Limit (dB)	Limit Line (dBμV/m)	Read Level (dBμV)	Antenna Factor (dB/m)	Path Loss (dB)	Preamp Factor (dB)	Ant Pos (cm)	Table Pos (deg)	Peak Avg. (P/A)	Pol. (H/V)
802.11ax HE80 Full CH 155 5775MHz		11550	44.74	-29.26	74	54.56	38.44	17.16	65.42	100	360	P	H
		11550	44.67	-29.33	74	54.49	38.44	17.16	65.42	100	0	P	V
Remark	1. No other spurious found. 2. All results are PASS against Peak and Average limit line.												

Emission below 1GHz

WIFI 802.11ax HE20_Partial RU_26T (LF @ 3m)

WIFI Ant. 1+2	Note	Frequency (MHz)	Level (dBμV/m)	Over Limit (dB)	Limit Line (dBμV/m)	Read Level (dBμV)	Antenna Factor (dB/m)	Path Loss (dB)	Preamp Factor (dB)	Ant Pos (cm)	Table Pos (deg)	Peak Avg. (P/A)	Pol. (H/V)
802.11ax HE20 Partial 26 LF		30	27.15	-12.85	40	32.65	25.15	0.58	31.23			P	H
		55.22	24.84	-15.16	40	41.69	13.45	0.96	31.26			P	H
		95.96	22.27	-21.23	43.5	35.96	16.66	1.57	31.92			P	H
		174.53	26.56	-16.94	43.5	39.72	16.04	2.13	31.33			P	H
		250.19	26.31	-19.69	46	36.53	18.58	2.56	31.36			P	H
		590.66	29.13	-16.87	46	31.39	25.12	3.96	31.34			P	H
		37.76	34.37	-5.63	40	44.1	21.1	0.69	31.52			P	V
		55.22	29.17	-10.83	40	45.27	14.2	0.96	31.26			P	V
		96.93	26.17	-17.33	43.5	39.02	17.47	1.59	31.91			P	V
		127.97	23.45	-20.05	43.5	35.41	17.77	1.83	31.56			P	V
		176.47	23.44	-20.06	43.5	35.77	16.86	2.14	31.33			P	V
		487.84	29.05	-16.95	46	32.5	24.27	3.59	31.31			P	V
Remark	1. No other spurious found. 2. All results are PASS against limit line.												

Note symbol

*	**Fundamental Frequency** which can be ignored. However, the level of any unwanted emissions shall not exceed the level of the fundamental frequency.
!	Test result is **over limit** line.
P/A	**P**eak or **A**verage
H/V	**H**orizontal or **V**ertical

A calculation example for radiated spurious emission is shown as below:

WIFI	Note	Frequency	Level	Over	Limit	Read	Antenna	Path	Preamp	Ant	Table	Peak	Pol.
Ant.				Limit	Line	Level	Factor	Loss	Factor	Pos	Pos	Avg.	
1+2		(MHz)	(dBμV/m)	(dB)	(dBμV/m)	(dBμV)	(dB/m)	(dB)	(dB)	(cm)	(deg)	(P/A)	(H/V)
802.11b CH 01 2412MHz		2390	55.45	-18.55	74	54.51	32.22	4.58	35.86	103	308	P	H
		2390	43.54	-10.46	54	42.6	32.22	4.58	35.86	103	308	A	H

1. Path Loss(dB) = Cable loss(dB) + Filter loss(dB) + Attenuator loss(dB)
2. Level(dBμV/m) = Antenna Factor(dB/m) + Path Loss(dB) + Read Level(dBμV) - Preamp Factor(dB)
3. Over Limit(dB) = Level(dBμV/m) – Limit Line(dBμV/m)

For Peak Limit @ 2390MHz:

1. Level(dBμV/m)

= Antenna Factor(dB/m) + Path Loss(dB) + Read Level(dBμV) - Preamp Factor(dB)

= 32.22(dB/m) + 4.58(dB) + 54.51(dBμV) – 35.86 (dB)

= 55.45 (dBμV/m)

2. Over Limit(dB)

= Level(dBμV/m) – Limit Line(dBμV/m)

= 55.45(dBμV/m) – 74(dBμV/m)

= -18.55(dB)

For Average Limit @ 2390MHz:

1. Level(dBμV/m)

= Antenna Factor(dB/m) + Path Loss(dB) + Read Level(dBμV) - Preamp Factor(dB)

= 32.22(dB/m) + 4.58(dB) + 42.6(dBμV) – 35.86 (dB)

= 43.54 (dBμV/m)

2. Over Limit(dB) = Level(dBμV/m) – Limit Line(dBμV/m)

= 43.54(dBμV/m) – 54(dBμV/m)

= -10.46(dB)

Both peak and average measured complies with the limit line, so test result is “PASS”.

Appendix D. Duty Cycle Plots

Antenna	Band	Duty Cycle(%)	T(ms)	1/T(kHz)	VBW Setting
1+2	802.11a	100	-	-	10Hz
1+2	802.11ax HE20	98.69	-	-	10Hz
1+2	802.11ax HE40	98.68	-	-	10Hz
1+2	802.11ax HE80	98.63	-	-	10Hz
1+2	802.11ax HE20 RU26	99.02	-	-	10Hz
1+2	802.11ax HE20 RU52	98.96	-	-	10Hz
1+2	802.11ax HE20 RU106	98.87	-	-	10Hz

802.11a

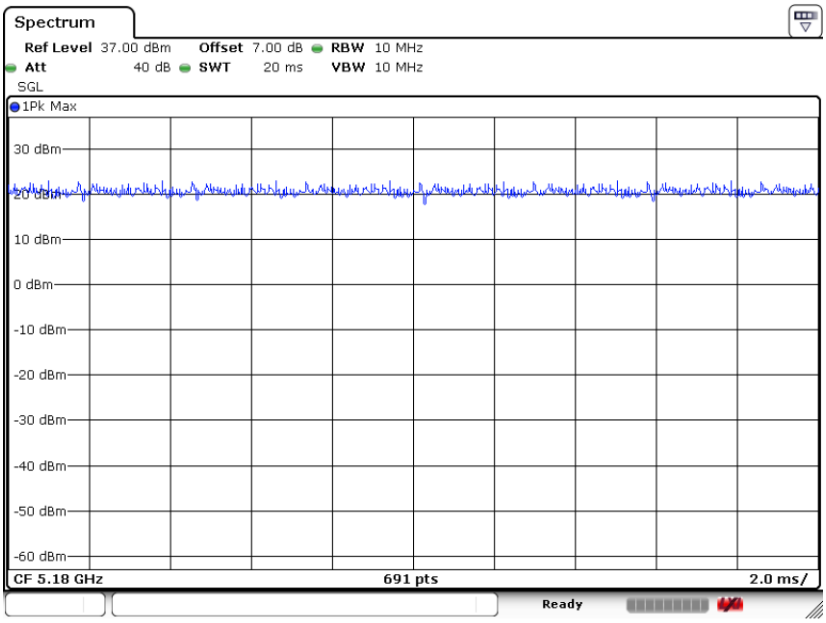

802.11ax HE20

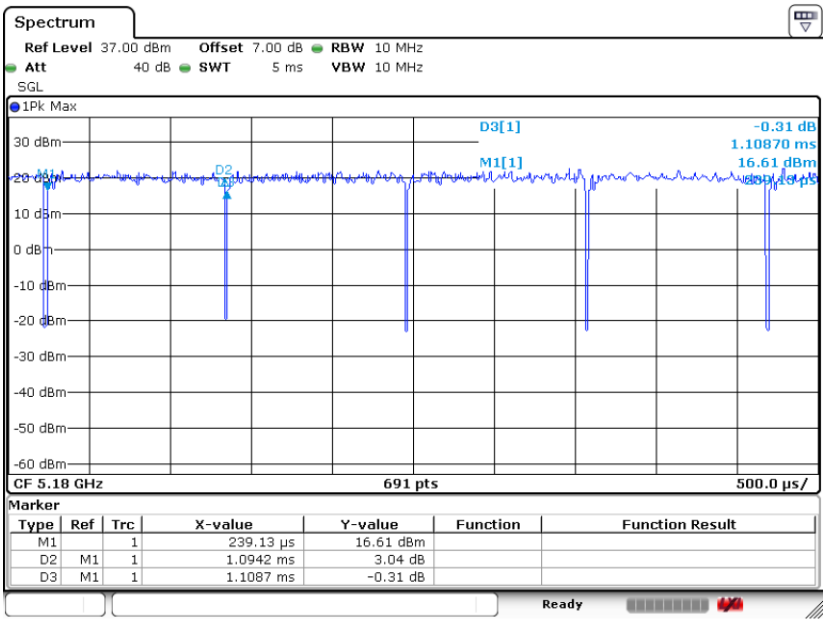

802.11ax HE40

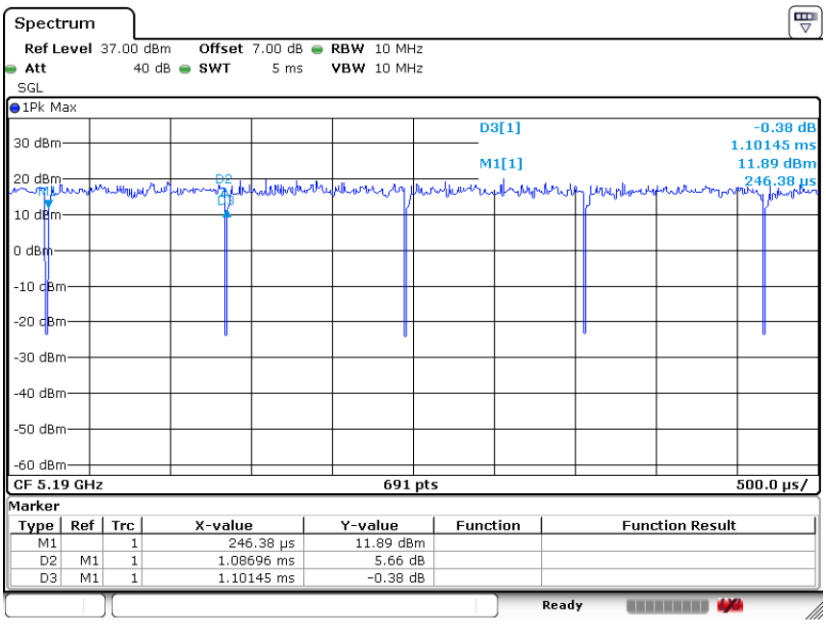

802.11ax HE80

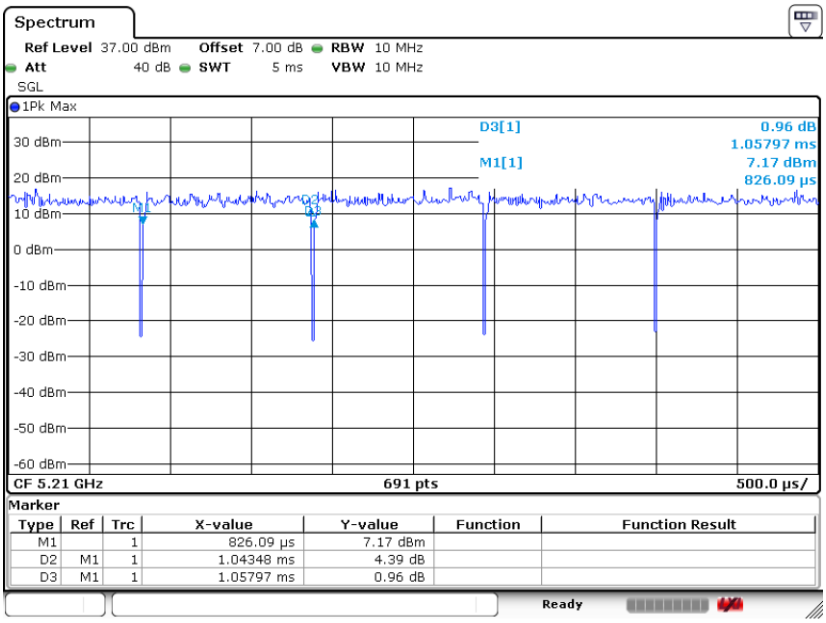

802.11ax HE20 RU26

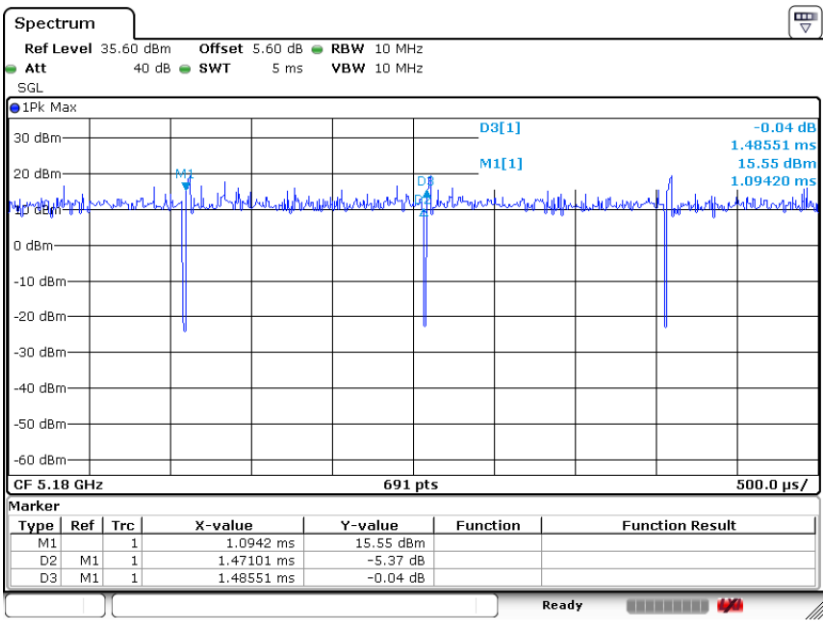

802.11ax HE20 RU52

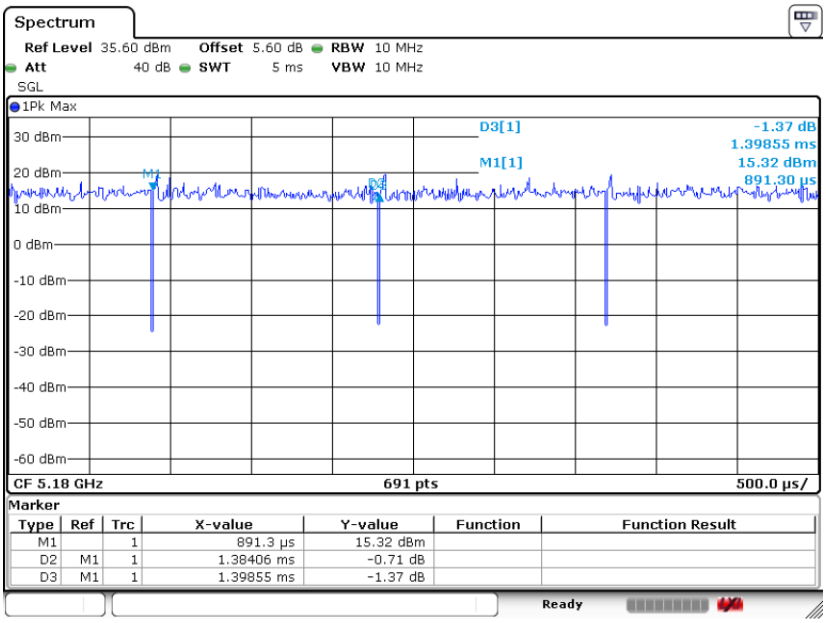
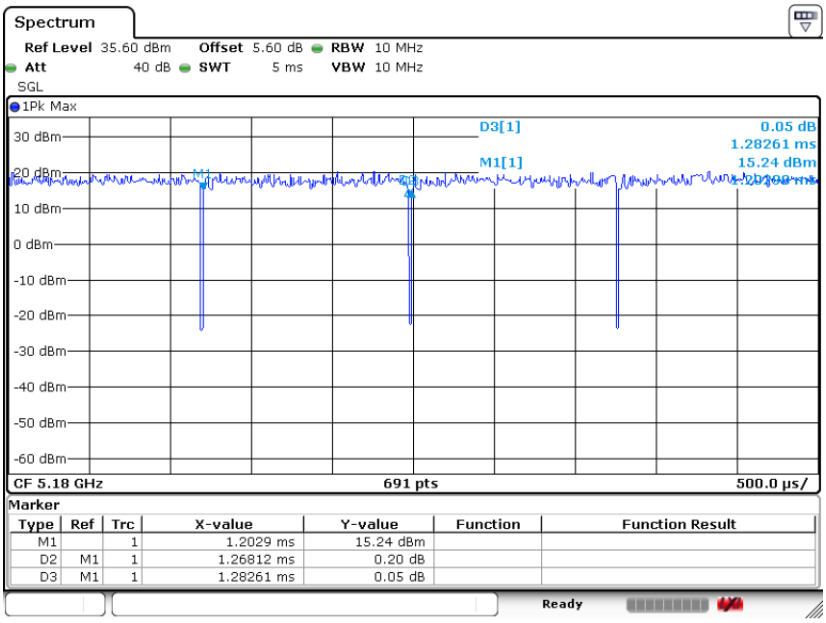
802.11ax HE20 RU106