FCC RADIO TEST REPORT

FCC ID	:	**2AGOZ-S3A**
Equipment	:	**VR Headset**
Brand Name	:	**META PLATFORMS TECHNOLOGIES, LLC**
Model Name	:	**S3A**
Applicant	:	**Meta Platforms Technologies, LLC. 1 Hacker Way, Menlo Park, CA 94025, USA**
Manufacturer	:	**Meta Platforms Technologies, LLC. 1 Hacker Way, Menlo Park, CA 94025, USA**
Standard	:	**FCC Part 15 Subpart E §15.407**

The product was received on May 02, 2023 and testing was performed from May 05, 2023 to Jun. 27, 2023. We, Sporton International Inc. Wensan Laboratory, would like to declare that the tested sample has been evaluated in accordance with the test procedures and has been in compliance with the applicable technical standards.

The test results in this report apply exclusively to the tested model / sample. Without written approval from Sporton International Inc. Wensan Laboratory, the test report shall not be reproduced except in full.

Louis Wu

Approved by: Louis Wu

Sporton International Inc. Wensan Laboratory
No.58, Aly. 75, Ln. 564, Wenhua 3rd, Rd., Guishan Dist., Taoyuan City 333010, Taiwan (R.O.C.)

Table of Contents

History of this test report **3**
Summary of Test Result **4**
1 General Description **5**
1.1 Product Feature of Equipment Under Test 5
1.2 Modification of EUT 7
1.3 Testing Location 7
1.4 Applicable Standards 7
2 Test Configuration of Equipment Under Test **8**
2.1 Carrier Frequency and Channel 8
2.2 Test Mode 11
2.3 Connection Diagram of Test System 13
2.4 Support Unit used in test configuration and system 14
2.5 EUT Operation Test Setup 14
2.6 Measurement Results Explanation Example 14
3 Test Result **15**
3.1 26dB & 99% Occupied Bandwidth Measurement 15
3.2 Fundamental Maximum EIRP Measurement 18
3.3 Fundamental Power Spectral Density Measurement 19
3.4 In-Band Emissions (Channel Mask) 25
3.5 Contention Based Protocol 77
3.6 Unwanted Emissions Measurement 100
3.7 AC Conducted Emission Measurement 104
3.8 Antenna Requirements 106
4 List of Measuring Equipment **107**
5 Measurement Uncertainty **109**
Appendix A. Conducted Test Results
Appendix B. AC Conducted Emission Test Result
Appendix C. Radiated Spurious Emission
Appendix D. Radiated Spurious Emission Plots
Appendix E. Duty Cycle Plots
Appendix F. Setup Photographs

History of this test report

Report No.	Version	Description	Issue Date
FR261607-06F	01	Initial issue of report	Jun. 30, 2023

Summary of Test Result

Report Clause	Ref Std. Clause	Test Items	Result (PASS/FAIL)	Remark
3.1	15.407(a)(10)	26dB Emission Bandwidth	Pass	-
3.1	2.1049	99% Occupied Bandwidth	Reporting only	-
3.2	15.407(a)(8)	Fundamental Maximum EIRP	Pass	-
3.3	15.407(a)(8)	Fundamental Power Spectral Density	Pass	-
3.4	15.407(b)(6)	In-Band Emissions (Channel Mask)	Pass	-
3.5	15.407(d)(6)	Contention Based Protocol	Pass	-
3.6	15.407(b)	Unwanted Emissions	Pass	3.13 dB under the limit at 38.370 MHz
3.7	15.207	AC Conducted Emission	Pass	14.92 dB under the limit at 0.164 MHz
3.8	15.203 15.407(a)	Antenna Requirement	Pass	-

Conformity Assessment Condition:

1. The test results (PASS/FAIL) with all measurement uncertainty excluded are presented against the regulation limits or in accordance with the requirements stipulated by the applicant/manufacturer who shall bear all the risks of non-compliance that may potentially occur if measurement uncertainty is taken into account.
2. The measurement uncertainty please refer to each test result in the section “Measurement Uncertainty”.

Disclaimer:

The product specifications of the EUT presented in the test report that may affect the test assessments are declared by the manufacturer who shall take full responsibility for the authenticity.

Reviewed by: Yun Huang

Report Producer: Clio Lo

1 General Description

1.1 Product Feature of Equipment Under Test

Product Feature	
General Specs	Bluetooth, Wi-Fi 2.4GHz 802.11b/g/n/ac/ax, Wi-Fi 5GHz 802.11a/n/ac/ax, Wi-Fi 6GHz 802.11ax, and nRF.
Sample 1	Main-A
Sample 2	Main-B
Sample 3	Main-C
Sample 4	Main-D
Antenna Type	WLAN: <Ant. 0>: Dipole Antenna <Ant. 1>: Dipole Antenna Bluetooth: Dipole Antenna nRF: Dipole Antenna

Antenna information		
5925 MHz ~ 6425 MHz	Peak Gain (dBi)	Ant. 0: 4.6 Ant. 1: 3.9
6425 MHz ~ 6525 MHz	Peak Gain (dBi)	Ant. 0: 4.4 Ant. 1: 3.9
6525 MHz ~ 6875 MHz	Peak Gain (dBi)	Ant. 0: 4.7 Ant. 1: 4.5
6875 MHz ~ 7125 MHz	Peak Gain (dBi)	Ant. 0: 5.1 Ant. 1: 3.7

Remark: The EUT's information above is declared by manufacturer. Please refer to Disclaimer in report summary.

1.1.1 Antenna Directional Gain

<For CDD Mode>

Follows FCC KDB 662911 D01 Multiple Transmitter Output v02r01 F)2)f)ii)

Directional gain = G_{ANT} + Array Gain, where Array Gain is as follows:

For power measurements on IEEE 802.11 devices,

Array Gain = 0 dB (i.e., no array gain) for $N_{ANT} \leq 4$.

G_{ANT} is set equal to the gain of the antenna having the highest gain.

For PSD measurements, the directional gain calculation.

$$DirectionalGain = 10 \cdot \log \left[\frac{\sum_{j=1}^{N_{SS}} \left\{ \sum_{k=1}^{N_{ANT}} g_{j,k} \right\}^2}{N_{ANT}} \right]$$

where

Each antenna is driven by no more than one spatial stream;

N_{SS} = the number of independent spatial streams of data;

N_{ANT} = the total number of antennas

$g_{j,k} = 10^{G_k/20}$ if the kth antenna is being fed by spatial stream j, or zero if it is not;

G_k is the gain in dBi of the kth antenna.

As minimum N_{SS}=1 is supported by EUT, the formula can be simplified as:

Directional gain = $10*\log[(10^{G1/20} + 10^{G2/20} + \ldots + 10^{GN/20})^2 / N_{ANT}]$ dBi

Where G1, G2….GN denote single antenna gain.

The directional gain "DG" is calculated as following table.

	Ant 0 (dBi)	Ant 1 (dBi)	DG for Power (dBi)	DG for PSD (dBi)
5925 MHz ~ 6425 MHz	4.60	3.90	4.60	7.27
6425 MHz ~ 6525 MHz	4.40	3.90	4.40	7.16
6525 MHz ~ 6875 MHz	4.70	4.50	4.70	7.61
6875 MHz ~ 7125 MHz	5.10	3.70	5.10	7.44

Calculation example:

If a device has two antenna, G_{ANT1}= 4.60 dBi; G_{ANT2}= 3.90 dBi

Directional gain of power measurement = max(4.60, 3.90) + 0 = 4.60 dBi

Directional gain of PSD derived from formula which is

10 x log { { [10^ (4.60 dBi / 20) + 10^ (3.90 dBi / 20)] ^ 2 } / 2 }

=7.27 dBi

1.2 Modification of EUT

No modifications made to the EUT during the testing.

1.3 Testing Location

Test Site	Sporton International Inc. EMC & Wireless Communications Laboratory
Test Site Location	No.52, Huaya 1st Rd., Guishan Dist., Taoyuan City 333, Taiwan (R.O.C.) TEL: +886-3-327-3456 FAX: +886-3-328-4978
Test Site No.	**Sporton Site No.**
	DF02-HY (TAF Code: 1190)
Remark	The Contention Based Protocol test item subcontracted to Sporton International Inc. EMC & Wireless Communications Laboratory.

Test Site	Sporton International Inc. Wensan Laboratory
Test Site Location	No.58, Aly. 75, Ln. 564, Wenhua 3rd, Rd., Guishan Dist., Taoyuan City 333010, Taiwan (R.O.C.) TEL: +886-3-327-0868 FAX: +886-3-327-0855
Test Site No.	**Sporton Site No.**
	TH05-HY, 03CH11-HY, CO07-HY

Note: The test site complies with ANSI C63.4 2014 requirement.

FCC designation No.: TW1190 and TW3786

1.4 Applicable Standards

According to the specifications declared by the manufacturer, the EUT must comply with the requirements of the following standards:

- FCC Part 15 Subpart E
- FCC KDB 789033 D02 General UNII Test Procedures New Rules v02r01.
- FCC KDB 987594 D02 U-NII 6 GHz EMC Measurement v01r01
- FCC KDB 414788 D01 Radiated Test Site v01r01.
- FCC KDB 662911 D01 Multiple Transmitter Output v02r01.
- ANSI C63.10-2013

Remark:

1. All the test items were validated and recorded in accordance with the standards without any modification during the testing.
2. The TAF code is not including all the FCC KDB listed without accreditation.

2 Test Configuration of Equipment Under Test

a. The EUT has been associated with peripherals and configuration operated in a manner tended to maximize its emission characteristics in a typical application. Frequency range investigated: conduction emission (150 kHz to 30 MHz), radiation emission (9 kHz to the 10th harmonic of the highest fundamental frequency or to 40 GHz, whichever is lower). For radiated measurement, the measured emission level of the EUT was maximized by rotating the EUT on a turntable, adjusting the orientation of the EUT (open and close) and EUT antenna in three orthogonal axis (X: flat, Y: portrait, Z: landscape), and adjusting the measurement antenna orientation, following C63.10 exploratory test procedures and only the worst case emissions were reported in this report.

b. AC power line Conducted Emission was tested under maximum output power.

2.1 Carrier Frequency and Channel

BW 20M	**Channel**	1	5	9	13	17	21	25	29
	Freq. (MHz)	5955	5975	5995	6015	6035	6055	6075	6095
BW 40M	**Channel**	3		11		19		27	
	Freq. (MHz)	5965		6005		6045		6085	
BW 80M	**Channel**	7				23			
	Freq. (MHz)	5985				6065			
BW 160M	**Channel**	15							
	Freq. (MHz)	6025							

BW 20M	**Channel**	33	37	41	45	49	53	57	61
	Freq. (MHz)	6115	6135	6155	6175	6195	6215	6235	6255
BW 40M	**Channel**	35		43		51		59	
	Freq. (MHz)	6125		6165		6205		6245	
BW 80M	**Channel**	39				55			
	Freq. (MHz)	6145				6225			
BW 160M	**Channel**	47							
	Freq. (MHz)	6185							

BW 20M	Channel	65	69	73	77	81	85	89	93
	Freq. (MHz)	6275	6295	6315	6335	6355	6375	6395	6415
BW 40M	Channel	67		75		83		91	
	Freq. (MHz)	6285		6325		6365		6405	
BW 80M	Channel	71				87			
	Freq. (MHz)	6305				6385			
BW 160M	Channel	79							
	Freq. (MHz)	6345							

BW 20M	Channel	97	101	105	109	113	117	121	125
	Freq. (MHz)	6435	6455	6475	6495	6515	6535	6555	6575
BW 40M	Channel	99		107		115		123	
	Freq. (MHz)	6445		6485		6525		6565	
BW 80M	Channel	103				119			
	Freq. (MHz)	6465				6545			
BW 160M	Channel	111							
	Freq. (MHz)	6505							

BW 20M	Channel	129	133	137	141	145	149	153	157
	Freq. (MHz)	6595	6615	6635	6655	6675	6695	6715	6735
BW 40M	Channel	131		139		147		155	
	Freq. (MHz)	6605		6645		6685		6725	
BW 80M	Channel	135				151			
	Freq. (MHz)	6625				6705			
BW 160M	Channel	143							
	Freq. (MHz)	6665							

BW 20M	Channel	161	165	169	173	177	181	185	189
	Freq. (MHz)	6755	6775	6795	6815	6835	6855	6875	6895
BW 40M	Channel	163		171		179		187	
	Freq. (MHz)	6765		6805		6845		6885	
BW 80M	Channel	167				183			
	Freq. (MHz)	6785				6865			
BW 160M	Channel	175							
	Freq. (MHz)	6825							

BW 20M	**Channel**	193	197	201	205	209	213	217	221
	Freq. (MHz)	6915	6935	6955	6975	6995	7015	7035	7055
BW 40M	**Channel**	195		203		211		219	
	Freq. (MHz)	6925		6965		7005		7045	
BW 80M	**Channel**	199				215			
	Freq. (MHz)	6945				7025			
BW 160M	**Channel**	207							
	Freq. (MHz)	6985							

BW 20M	**Channel**	225	229
	Freq. (MHz)	7075	7095
BW 40M	**Channel**	227	
	Freq. (MHz)	7085	

2.2 Test Mode

This device support 26/52/106/242/484/996-tone RU but does not support 2x996-tone RU on 160MHz channel.

The 242-tone RU is covered by 20MHz channel, 484-tone RU is covered by 40MHz channel and 996-tone RU is covered by 80MHz channel.

The SISO mode conducted power is covered by MIMO mode per chain, so only the MIMO mode is tested.

The final test modes include the worst data rates for each modulation shown in the table below.

MIMO Mode

Modulation	Data Rate
802.11ax HE20	**MCS0**
802.11ax HE40	**MCS0**
802.11ax HE80	**MCS0**
802.11ax HE160	**MCS0**

Remark: The conducted power level of each chain in MIMO mode is equal or higher than SISO mode.

Test Cases	
AC Conducted Emission	Mode 1 : WLAN (6GHz) Link + Battery 2 + USB Cable 2 (Charging from Adapter) for Sample 1 Mode 2 : WLAN (6GHz) Link + Battery 2 + USB Cable 2 (Charging from Adapter) for Sample 2 Mode 3 : WLAN (6GHz) Link + Battery 2 + USB Cable 2 (Charging from Adapter) for Sample 3 Mode 4 : WLAN (6GHz) Link + Battery 2 + USB Cable 2 (Charging from Adapter) for Sample 4
Remark: 1. The worst case of Conducted Emission is mode 2; only the test data of it was reported. 2. For Radiated Test Cases, the tests were performed with Battery 2 and USB Cable 2.	

Ch. #		UNII-5 (5925-6425 MHz)	UNII-6 (6425-6525 MHz)	UNII-7 (6525-6875 MHz)	UNII-8 (6875-7125 MHz)
		802.11ax HE20	802.11ax HE20	802.11ax HE20	802.11ax HE20
L	Low	001	097	117	189
M	Middle	049	105	149	209
H	High	093	113	181	229
					-
Straddle		-	-	185	-

Ch. #		UNII-5 (5925-6425 MHz)	UNII-6 (6425-6525 MHz)	UNII-7 (6525-6875 MHz)	UNII-8 (6875-7125 MHz)
		802.11ax HE40	802.11ax HE40	802.11ax HE40	802.11ax HE40
L	Low	003	099	123	195
M	Middle	051	-	147	211
H	High	091	107	179	227
Straddle		-	115	187	-

Ch. #		UNII-5 (5925-6425 MHz)	UNII-6 (6425-6525 MHz)	UNII-7 (6525-6875 MHz)	UNII-8 (6875-7125 MHz)
		802.11ax HE80	802.11ax HE80	802.11ax HE80	802.11ax HE80
L	Low	007	103	135	199
M	Middle	055		151	-
H	High	087		167	215
Straddle		-	119	183	-

Ch. #		UNII-5 (5925-6425 MHz)	UNII-6 (6425-6525 MHz)	UNII-7 (6525-6875 MHz)	UNII-8 (6875-7125 MHz)
		802.11ax HE160	802.11ax HE160	802.11ax HE160	802.11ax HE160
L	Low	015	-	143	207
M	Middle	047			
H	High	079			
Straddle		-	111	175	-

Remark: For radiation spurious emission, the modulation and the data rate picked for testing are determined by the Max. RF conducted power.

2.3 Connection Diagram of Test System

<AC Conducted Emission Mode>

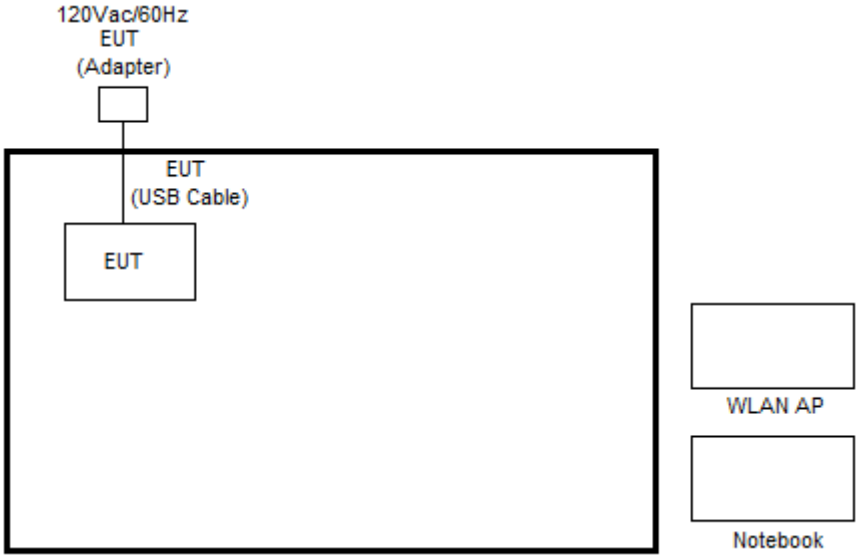

<WLAN Tx Mode>

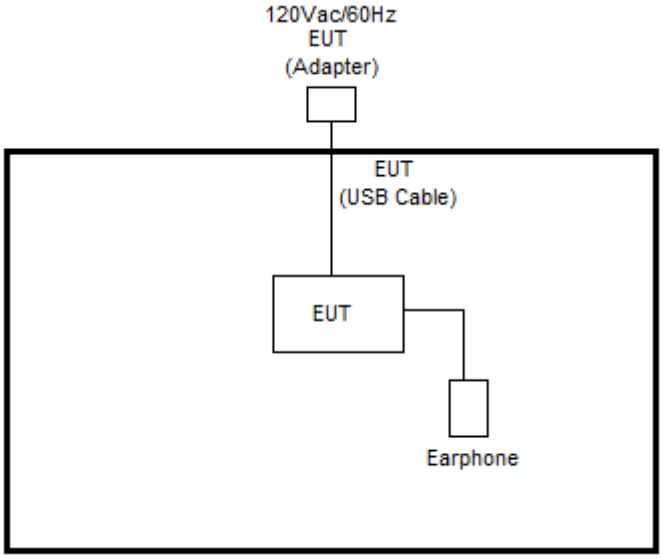

2.4 Support Unit used in test configuration and system

Item	Equipment	Brand Name	Model Name	FCC ID	Data Cable	Power Cord
1.	Earphone	Sony	MH410c	N/A	Unshielded, 1.2 m	N/A
2.	WLAN AP	Neatgear	RAXE500	MSQ-RTAC4A00	N/A	Unshielded, 1.8 m
3.	Notebook	DELL	Latitude 3400	FCC DoC	N/A	AC I/P: Unshielded, 1.2 m DC O/P: Shielded, 1.8 m
4.	Notebook	DELL	Latitude 3420	FCC DoC	N/A	AC I/P: Unshielded, 1.2 m DC O/P: Shielded, 1.8 m

2.5 EUT Operation Test Setup

The RF test items, utility “QRCT v4.0.00211.0” was installed in Notebook which was programmed in order to make the EUT get into the engineering modes to provide channel selection, power level, data rate and the application type and for continuous transmitting signals.

2.6 Measurement Results Explanation Example

For all conducted test items:

The offset level is set in the spectrum analyzer to compensate the RF cable loss and attenuator factor between EUT conducted output port and spectrum analyzer. With the offset compensation, the spectrum analyzer reading level is exactly the EUT RF output level.

Example :

The spectrum analyzer offset is derived from RF cable loss and attenuator factor.

Offset = RF cable loss + attenuator factor.

Following shows an offset computation example with cable loss 4.2 dB and 10dB attenuator.

Offset(dB) = RF cable loss(dB) + attenuator factor(dB).

= 4.2 + 10 = 14.2 (dB)

3 Test Result

3.1 26dB & 99% Occupied Bandwidth Measurement

3.1.1 Limit of 26dB & 99% Occupied Bandwidth

<FCC 14-30 CFR 15.407>

(a)(10) The maximum transmitter channel bandwidth for U-NII devices in the 5.925-7.125 GHz band is 320 megahertz.

3.1.2 Measuring Instruments

Please refer to the measuring equipment list in this test report.

3.1.3 Test Procedures

1. The testing follows FCC KDB 789033 D02 General UNII Test Procedures New Rules v02r01. Section C) Emission bandwidth
2. Set RBW = approximately 1% of the emission bandwidth.
3. Set the VBW > RBW.
4. Detector = Peak.
5. Trace mode = max hold
6. Measure the maximum width of the emission that is 26 dB down from the peak of the emission. Compare this with the RBW setting of the analyzer. Readjust RBW and repeat measurement as needed until the RBW/EBW ratio is approximately 1%.
7. For 99% Bandwidth Measurement, the spectrum analyzer's resolution bandwidth (RBW) is set 1-5% of the emission bandwidth and set the Video bandwidth (VBW) ≥ 3 * RBW.
8. Measure and record the results in the test report.

3.1.4 Test Setup

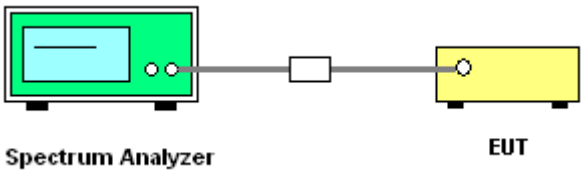

3.1.5 Test Result of 26dB & 99% Occupied Bandwidth

Please refer to Appendix A.

MIMO <Ant. 0+1>

<802.11ax HE20>

99% Occupied Bandwidth	26dB Bandwidth
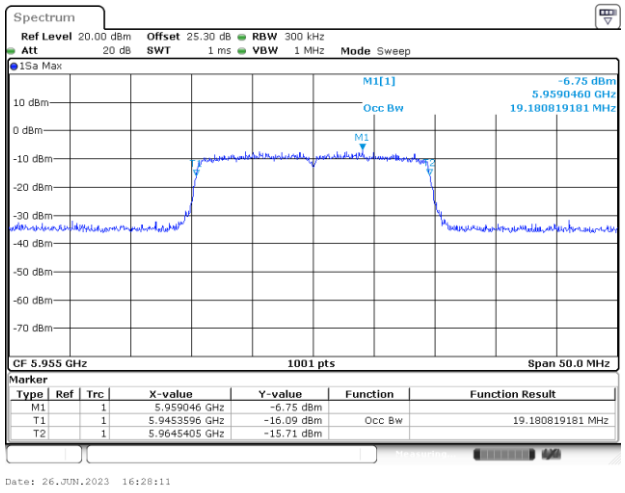	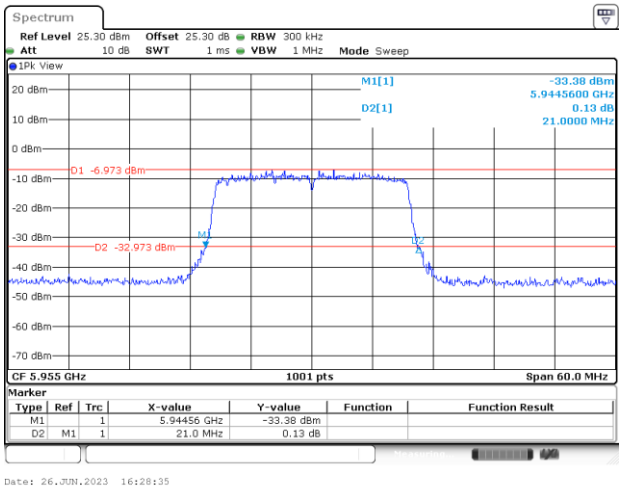

Note: The occupied channel bandwidth is maintained within the band of operation for all of the modulations.

<802.11ax HE40>

99% Occupied Bandwidth	26dB Bandwidth
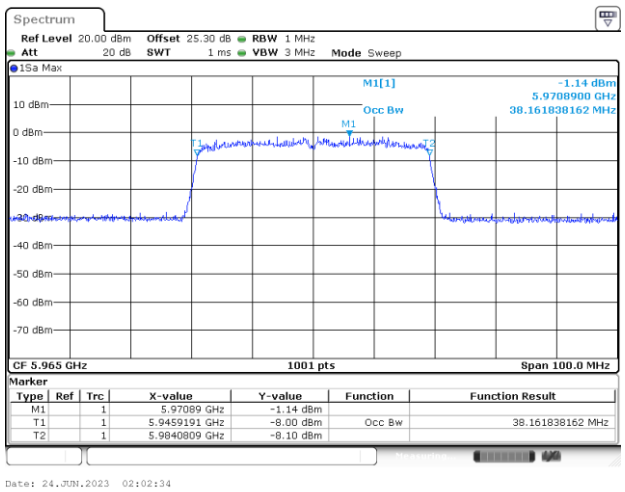	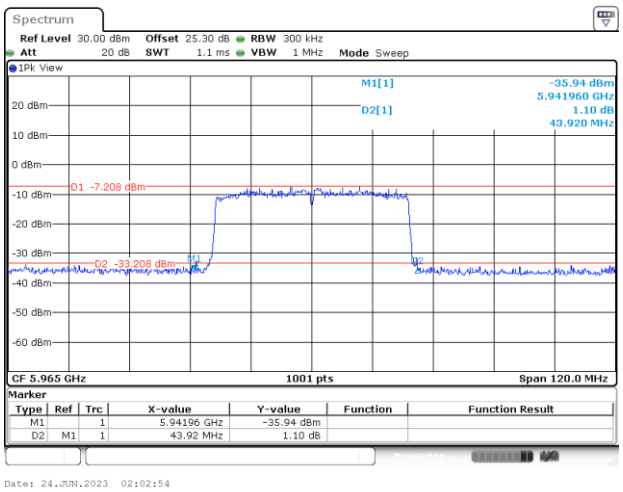

Note: The occupied channel bandwidth is maintained within the band of operation for all of the modulations.

<802.11ax HE80>

99% Occupied Bandwidth	26dB Bandwidth
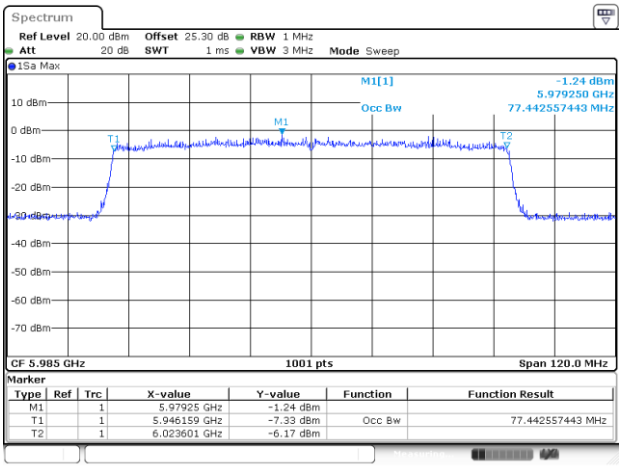	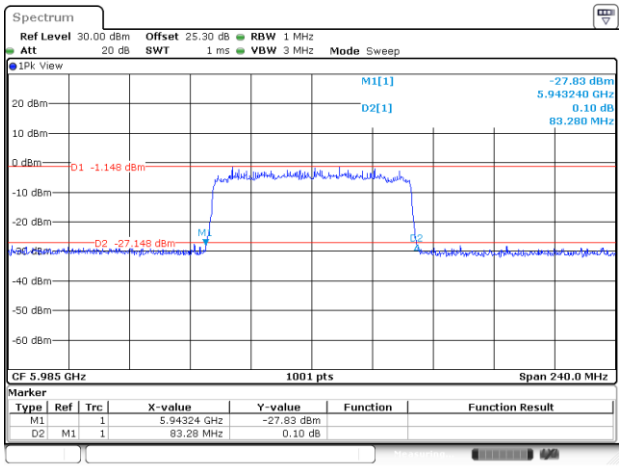

Note: The occupied channel bandwidth is maintained within the band of operation for all of the modulations.

<802.11ax HE160>

99% Occupied Bandwidth	26dB Bandwidth
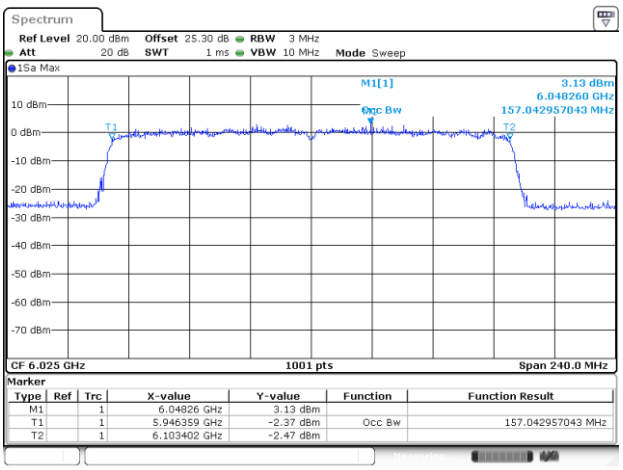	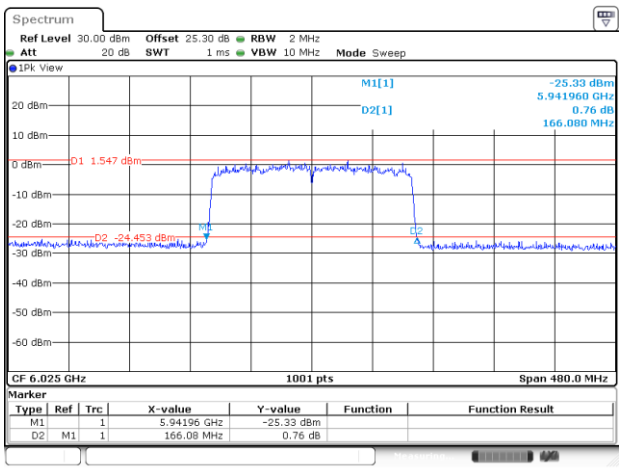

Note: The occupied channel bandwidth is maintained within the band of operation for all of the modulations.

3.2 Fundamental Maximum EIRP Measurement

3.2.1 Limit of Fundamental Maximum EIRP

<FCC 14-30 CFR 15.407>

(a)(8) For client devices operating under the control of an indoor access point in the 5.925-7.125 GHz bands, the maximum e.i.r.p. over the frequency band of operation must not exceed 24 dBm.

3.2.2 Measuring Instruments

Please refer to the measuring equipment list in this test report.

3.2.3 Test Procedures

The testing follows Method PM-G of FCC KDB 789033 D02 General UNII Test Procedures New Rules v02r01.

Method PM-G (Measurement using a gated RF average power meter):

1. Measurement is performed using a wideband RF power meter.
2. The EUT is configured to transmit at its maximum power control level.
3. Measure the average power of the transmitter.
4. Since the measurement is made only during the ON time of the transmitter, no duty cycle correction factor is required.
5. For MIMO mode, calculation method follows FCC KDB 662911 D01 Multiple Transmitter Output v02r01.

3.2.4 Test Setup

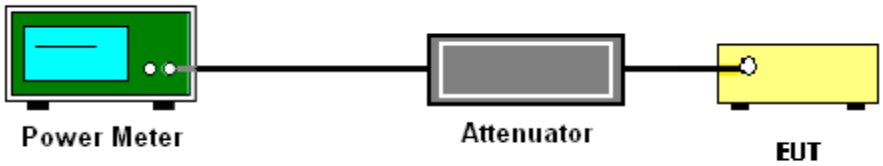

3.2.5 Test Result of Fundamental Maximum EIRP

Please refer to Appendix A.

3.3 Fundamental Power Spectral Density Measurement

3.3.1 Limit of Fundamental Power Spectral Density

<FCC 14-30 CFR 15.407>

(a)(8) For client devices operating under the control of an indoor access point in the 5.925-7.125 GHz bands, the maximum power spectral density must not exceed −1 dBm e.i.r.p. in any 1-megahertz band.

3.3.2 Measuring Instruments

Please refer to the measuring equipment list in this test report.

3.3.3 Test Procedures

The testing follows FCC KDB 789033 D02 General UNII Test Procedures New Rules v02r01.

Section F) Maximum power spectral density.

 # Method SA-1 #

(trace averaging with the EUT transmitting at full power throughout each sweep).

- Set span to encompass the entire emission bandwidth (EBW) of the signal.
- Set RBW = 1 MHz.
- Set VBW ≥ 3 MHz.
- Number of points in sweep ≥ 2 Span / RBW.
- Sweep time = auto.
- Detector = RMS
- Trace average at least 100 traces in power averaging mode.

1. The RF output of EUT was connected to the spectrum analyzer by a low loss cable.
2. Each plot has already offset with cable loss, and attenuator loss. Measure the PPSD and record it.
3. For MIMO mode, calculation method follows FCC KDB 662911 D01 Multiple Transmitter Output v02r01.

   Method (a): Measure and sum the spectra across the outputs.

   The total final Power Spectral Density is from a device with 2 transmitter outputs. The spectrum measurements of the individual outputs are all performed with the same span and number of points; the spectrum value in the first spectral bin of output 1 is summed with that in the first spectral bin of output 2 to obtain the value for the first frequency bin of the summed spectrum.

3.3.4 Test Setup

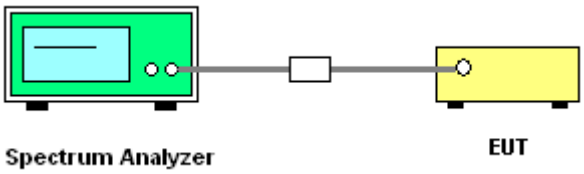

3.3.5 Test Result of Power Spectral Density

Please refer to Appendix A.

<802.11ax HE20 52RU>

Power Density Plot (dBm/MHz)

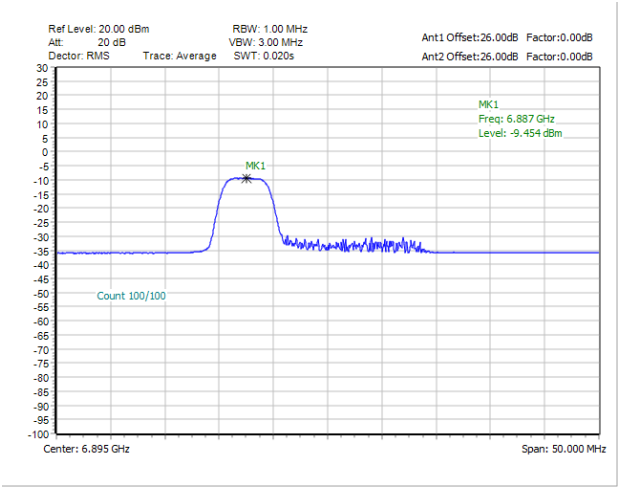

Note:

1. EIRP Power Density (dBm/MHz) = Measured value+ Duty Factor + Directional Gain
2. The test plot is showing a bin by bin combined result mathematically adds two traces.

Power Density Plot Trace 1 (Ant 0)	Power Density Plot Trace 2 (Ant 1)
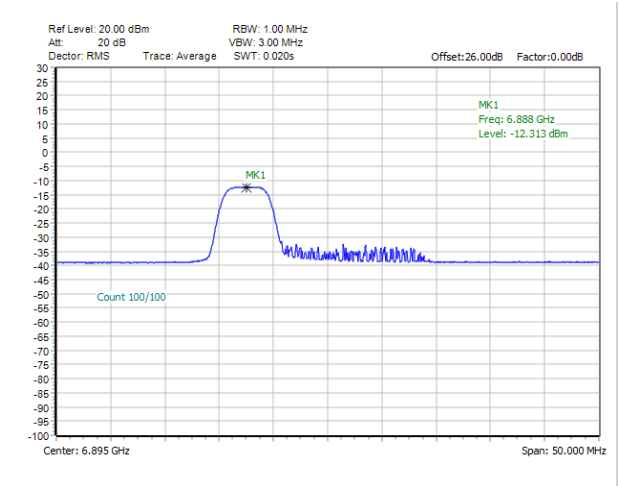	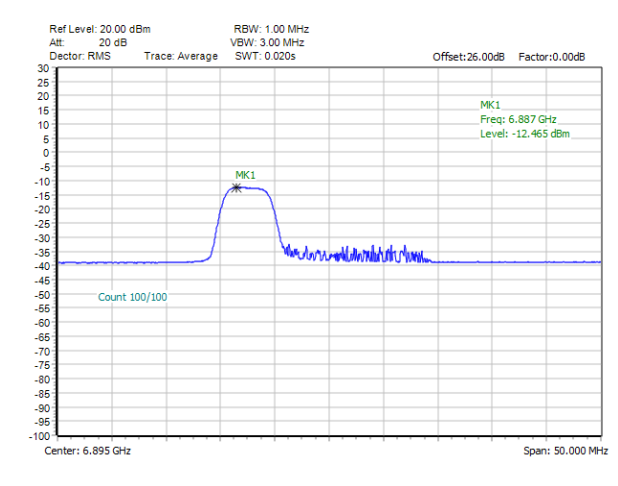

<802.11ax HE40 Full RU>

Power Density Plot (dBm/MHz)

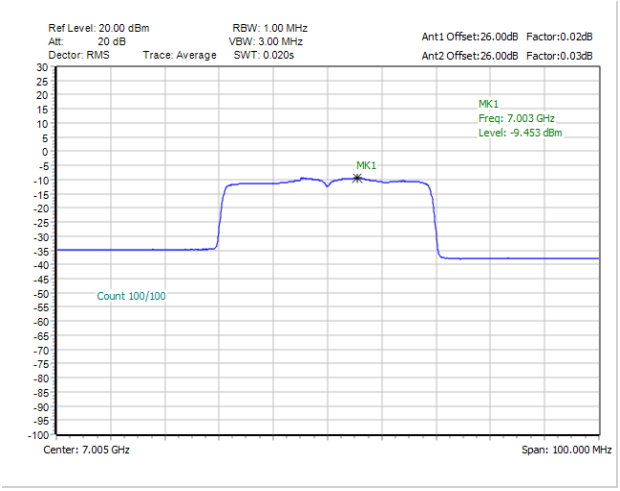

Note:

1. EIRP Power Density (dBm/MHz) = Measured value+ Duty Factor + Directional Gain
2. The test plot is showing a bin by bin combined result mathematically adds two traces.

Power Density Plot Trace 1 (Ant 0)	Power Density Plot Trace 2 (Ant 1)
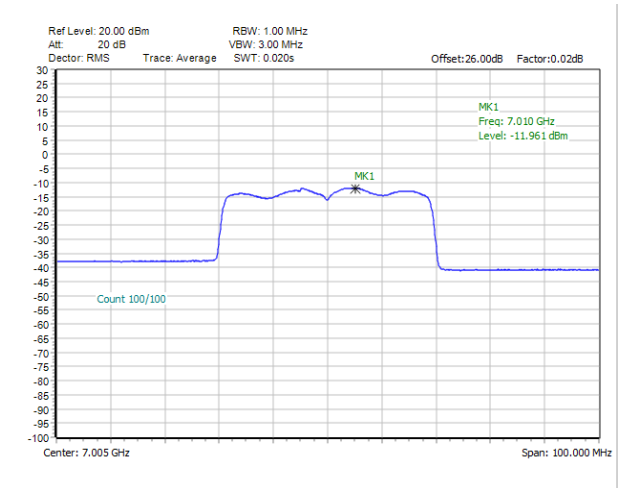	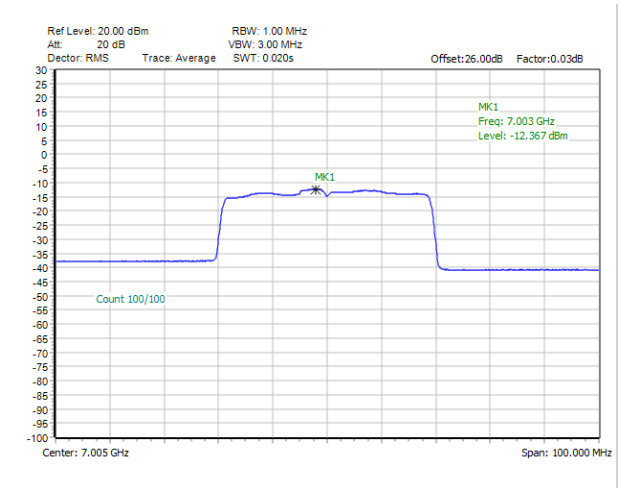

<802.11ax HE80 Full RU>

Power Density Plot (dBm/MHz)

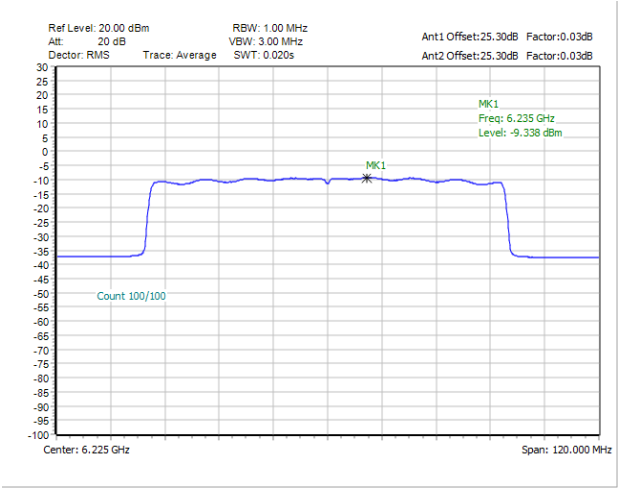

Note:

1. EIRP Power Density (dBm/MHz) = Measured value+ Duty Factor + Directional Gain
2. The test plot is showing a bin by bin combined result mathematically adds two traces.

Power Density Plot Trace 1 (Ant 0)	Power Density Plot Trace 2 (Ant 1)
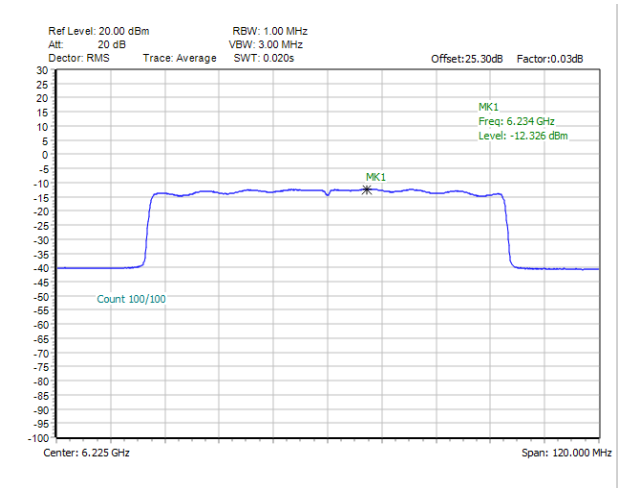	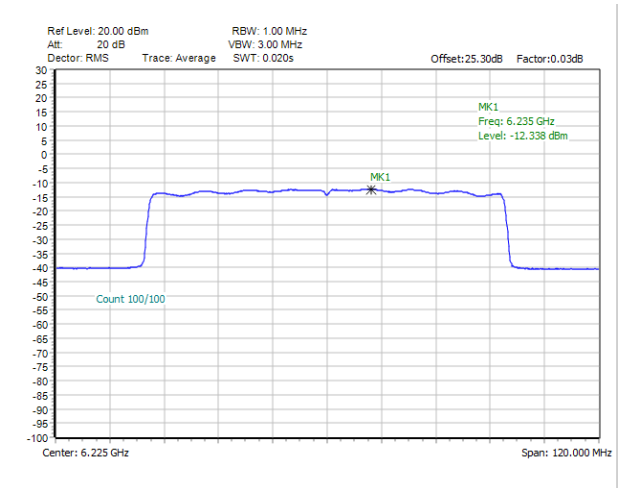

<802.11ax HE160 Full RU >

Power Density Plot (dBm/MHz)

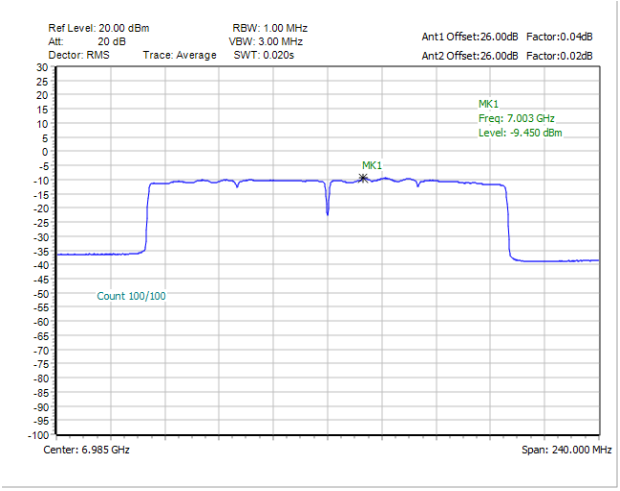

Note:

1. EIRP Power Density (dBm/MHz) = Measured value+ Duty Factor + Directional Gain
2. The test plot is showing a bin by bin combined result mathematically adds two traces.

Power Density Plot Trace 1 (Ant 0)	Power Density Plot Trace 2 (Ant 1)
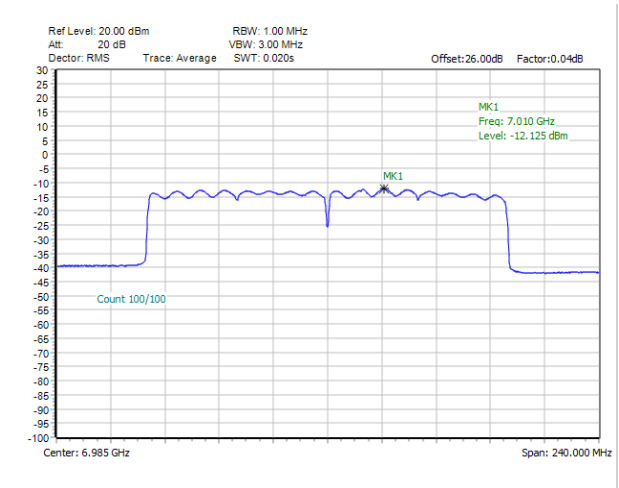	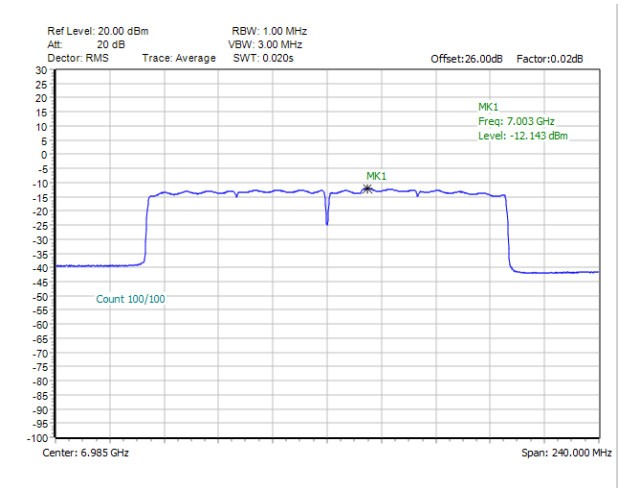

3.4 In-Band Emissions (Channel Mask)

3.4.1 Limit of Unwanted Emissions

<FCC 14-30 CFR 15.407>

(a)(6) For transmitters operating within the 5.925-7.125 GHz bands: Power spectral density must be suppressed by 20 dB at 1 MHz outside of channel edge, by 28 dB at one channel bandwidth from the channel center, and by 40 dB at one- and one-half times the channel bandwidth away from channel center. At frequencies between one megahertz outside an unlicensed device's channel edge and one channel bandwidth from the center of the channel, the limits must be linearly interpolated between 20 dB and 28 dB suppression, and at frequencies between one and one- and one-half times an unlicensed device's channel bandwidth, the limits must be linearly interpolated between 28 dB and 40 dB suppression. Emissions removed from the channel center by more than one- and one-half times the channel bandwidth must be suppressed by at least 40 dB.

3.4.2 Measuring Instruments

Please refer to the measuring equipment list in this test report.

3.4.3 Test Procedures

The testing follows FCC KDB 987594 D02 U-NII 6GHz EMC Measurement v01.

Section J) In-Band Emissions.

1. Take nominal bandwidth as reference channel bandwidth provided that 26 dB emission bandwidth is always larger than nominal bandwidth
2. Measure the power spectral density (which will be used for emissions mask reference) using the following procedure:

   a) Set the span to encompass the entire 26 dB EBW of the signal.

   b) Set RBW = same RBW used for 26 dB EBW measurement.

   c) Set VBW ≥ 3 X RBW

   d) Number of points in sweep ≥ [2 X span / RBW].

   e) Sweep time = auto.

   f) Detector = RMS (i.e., power averaging)

   g) Trace average at least 100 traces in power averaging (rms) mode.

   h) Use the peak search function on the instrument to find the peak of the spectrum.
3. Using the measuring equipment limit line function, develop the emissions mask based on the following requirements. The emissions power spectral density must be reduced below the peak power spectral density (in dB) as follows:

   a. Suppressed by 20 dB at 1 MHz outside of the channel edge.

   b. Suppressed by 28 dB at one channel bandwidth from the channel center.

   c. Suppressed by 40 dB at one- and one-half times the channel bandwidth from the channel center.
4. Adjust the span to encompass the entire mask as necessary.
5. Clear trace.
6. Trace average at least 100 traces in power averaging (rms) mode.
7. Adjust the reference level as necessary so that the crest of the channel touches the top of the emission mask.

3.4.4 Test Setup

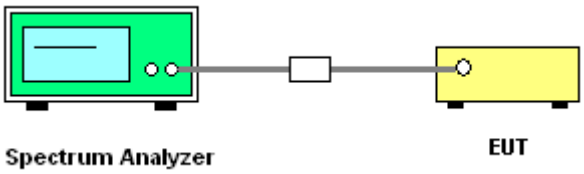

3.4.5 Test Result

MIMO <Ant. 0+1(0)>

EUT Mode :	802.11ax HE20 Full RU

Plot on Channel 5955MHz

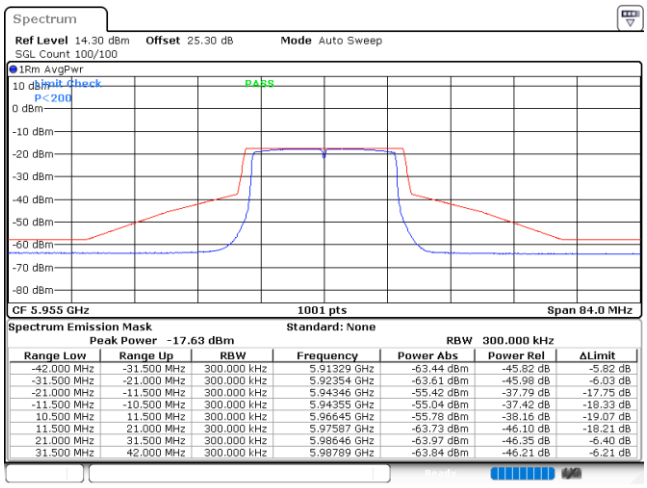

Range Low	Range Up	RBW	Frequency	Power Abs	Power Rel	ΔLimit
-42.000 MHz	-31.500 MHz	300.000 kHz	5.91329 GHz	-63.44 dBm	-45.82 dB	-5.82 dB
-31.500 MHz	-21.000 MHz	300.000 kHz	5.92354 GHz	-63.61 dBm	-45.98 dB	-6.03 dB
-21.000 MHz	-11.500 MHz	300.000 kHz	5.94346 GHz	-55.42 dBm	-37.79 dB	-17.75 dB
-11.500 MHz	-10.500 MHz	300.000 kHz	5.94355 GHz	-55.04 dBm	-37.42 dB	-18.33 dB
10.500 MHz	11.500 MHz	300.000 kHz	5.96645 GHz	-55.78 dBm	-38.16 dB	-19.07 dB
11.500 MHz	21.000 MHz	300.000 kHz	5.97587 GHz	-63.73 dBm	-46.10 dB	-18.21 dB
21.000 MHz	31.500 MHz	300.000 kHz	5.98646 GHz	-63.97 dBm	-46.35 dB	-6.40 dB
31.500 MHz	42.000 MHz	300.000 kHz	5.98789 GHz	-63.84 dBm	-46.21 dB	-6.21 dB

Date: 26.JUN.2023 16:29:28

Plot on Channel 6195MHz

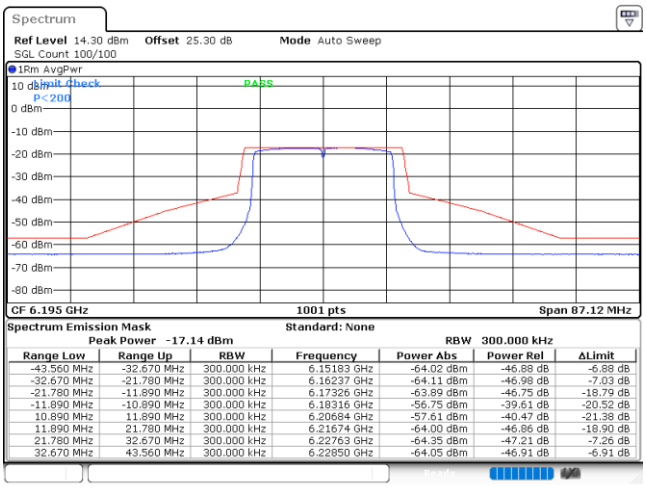

Range Low	Range Up	RBW	Frequency	Power Abs	Power Rel	ΔLimit
-43.560 MHz	-32.670 MHz	300.000 kHz	6.15183 GHz	-64.02 dBm	-46.88 dB	-6.88 dB
-32.670 MHz	-21.780 MHz	300.000 kHz	6.16237 GHz	-64.11 dBm	-46.98 dB	-7.03 dB
-21.780 MHz	-11.890 MHz	300.000 kHz	6.17326 GHz	-63.89 dBm	-46.75 dB	-18.79 dB
-11.890 MHz	-10.890 MHz	300.000 kHz	6.18316 GHz	-56.75 dBm	-39.61 dB	-20.52 dB
10.890 MHz	11.890 MHz	300.000 kHz	6.20684 GHz	-57.61 dBm	-40.47 dB	-21.38 dB
11.890 MHz	21.780 MHz	300.000 kHz	6.21674 GHz	-64.00 dBm	-46.86 dB	-18.90 dB
21.780 MHz	32.670 MHz	300.000 kHz	6.22763 GHz	-64.35 dBm	-47.21 dB	-7.26 dB
32.670 MHz	43.560 MHz	300.000 kHz	6.22850 GHz	-64.05 dBm	-46.91 dB	-6.91 dB

Date: 26.JUN.2023 16:38:31

Plot on Channel 6415MHz

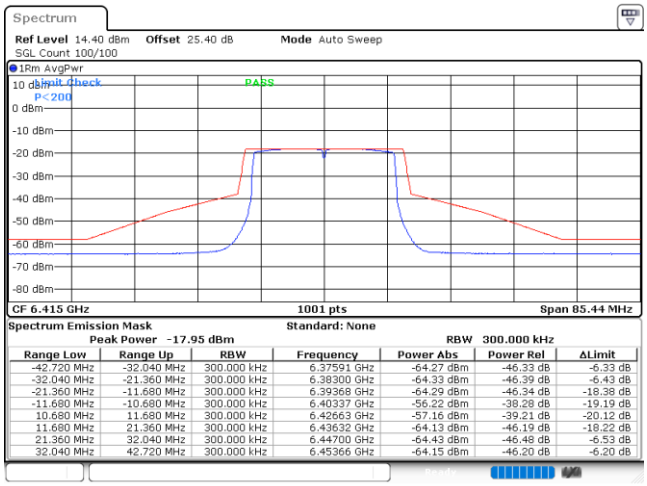

Range Low	Range Up	RBW	Frequency	Power Abs	Power Rel	ΔLimit
-42.720 MHz	-32.040 MHz	300.000 kHz	6.37591 GHz	-64.27 dBm	-46.33 dB	-6.33 dB
-32.040 MHz	-21.360 MHz	300.000 kHz	6.38300 GHz	-64.33 dBm	-46.39 dB	-6.43 dB
-21.360 MHz	-11.680 MHz	300.000 kHz	6.39368 GHz	-64.29 dBm	-46.34 dB	-18.38 dB
-11.680 MHz	-10.680 MHz	300.000 kHz	6.40337 GHz	-56.22 dBm	-38.28 dB	-19.19 dB
10.680 MHz	11.680 MHz	300.000 kHz	6.42663 GHz	-57.16 dBm	-39.21 dB	-20.12 dB
11.680 MHz	21.360 MHz	300.000 kHz	6.43632 GHz	-64.13 dBm	-46.19 dB	-18.22 dB
21.360 MHz	32.040 MHz	300.000 kHz	6.44700 GHz	-64.43 dBm	-46.48 dB	-6.53 dB
32.040 MHz	42.720 MHz	300.000 kHz	6.45366 GHz	-64.15 dBm	-46.20 dB	-6.20 dB

Date: 26.JUN.2023 16:54:42

Plot on Channel 6435MHz

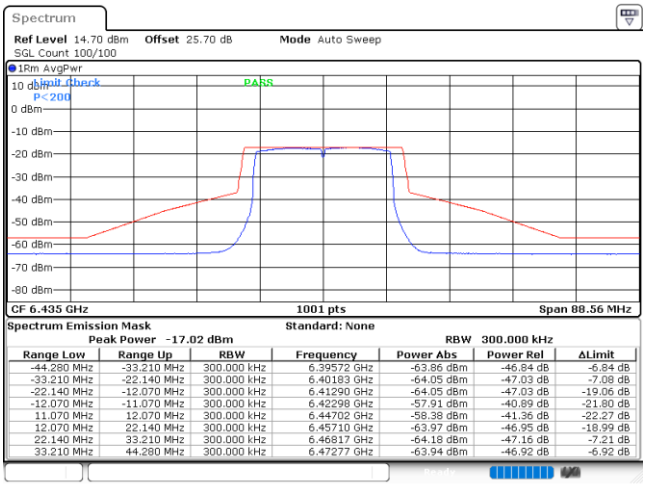

Range Low	Range Up	RBW	Frequency	Power Abs	Power Rel	ΔLimit
-44.280 MHz	-33.210 MHz	300.000 kHz	6.39572 GHz	-63.86 dBm	-46.84 dB	-6.84 dB
-33.210 MHz	-22.140 MHz	300.000 kHz	6.40183 GHz	-64.05 dBm	-47.03 dB	-7.08 dB
-22.140 MHz	-12.070 MHz	300.000 kHz	6.41290 GHz	-64.05 dBm	-47.03 dB	-19.06 dB
-12.070 MHz	-11.070 MHz	300.000 kHz	6.42298 GHz	-57.91 dBm	-40.89 dB	-21.80 dB
11.070 MHz	12.070 MHz	300.000 kHz	6.44702 GHz	-58.38 dBm	-41.36 dB	-22.27 dB
12.070 MHz	22.140 MHz	300.000 kHz	6.45710 GHz	-63.97 dBm	-46.95 dB	-18.99 dB
22.140 MHz	33.210 MHz	300.000 kHz	6.46817 GHz	-64.18 dBm	-47.16 dB	-7.21 dB
33.210 MHz	44.280 MHz	300.000 kHz	6.47277 GHz	-63.94 dBm	-46.92 dB	-6.92 dB

Date: 26.JUN.2023 17:01:11

Plot on Channel 6475MHz

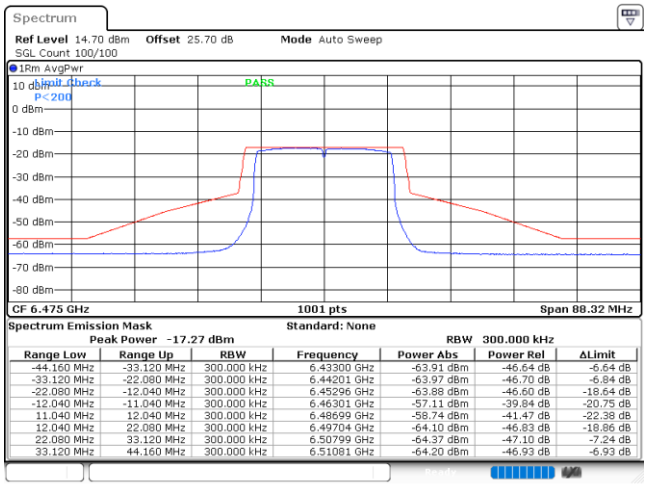

Range Low	Range Up	RBW	Frequency	Power Abs	Power Rel	ΔLimit
-44.160 MHz	-33.120 MHz	300.000 kHz	6.43300 GHz	-63.91 dBm	-46.64 dB	-6.64 dB
-33.120 MHz	-22.080 MHz	300.000 kHz	6.44201 GHz	-63.97 dBm	-46.70 dB	-6.84 dB
-22.080 MHz	-12.040 MHz	300.000 kHz	6.45296 GHz	-63.88 dBm	-46.60 dB	-18.64 dB
-12.040 MHz	-11.040 MHz	300.000 kHz	6.46301 GHz	-57.11 dBm	-39.84 dB	-20.75 dB
11.040 MHz	12.040 MHz	300.000 kHz	6.48699 GHz	-58.74 dBm	-41.47 dB	-22.38 dB
12.040 MHz	22.080 MHz	300.000 kHz	6.49704 GHz	-64.10 dBm	-46.83 dB	-18.86 dB
22.080 MHz	33.120 MHz	300.000 kHz	6.50799 GHz	-64.37 dBm	-47.10 dB	-7.24 dB
33.120 MHz	44.160 MHz	300.000 kHz	6.51081 GHz	-64.20 dBm	-46.93 dB	-6.93 dB

Date: 26.JUN.2023 17:07:58

Plot on Channel 6515MHz

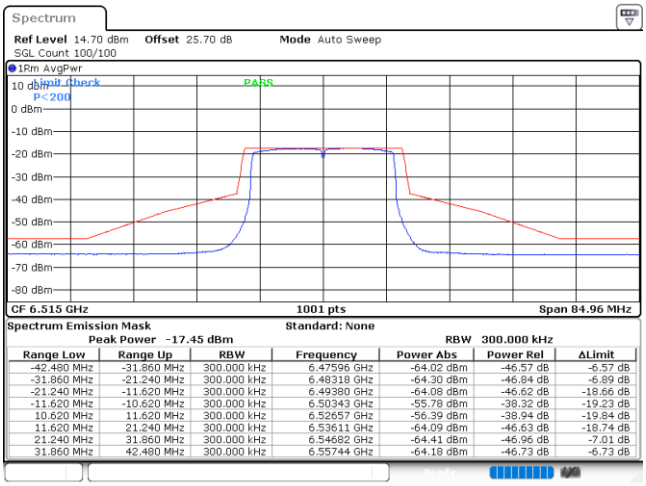

Range Low	Range Up	RBW	Frequency	Power Abs	Power Rel	ΔLimit
-42.480 MHz	-31.860 MHz	300.000 kHz	6.47596 GHz	-64.02 dBm	-46.57 dB	-6.57 dB
-31.860 MHz	-21.240 MHz	300.000 kHz	6.48318 GHz	-64.30 dBm	-46.84 dB	-6.89 dB
-21.240 MHz	-11.620 MHz	300.000 kHz	6.49380 GHz	-64.08 dBm	-46.62 dB	-18.66 dB
-11.620 MHz	-10.620 MHz	300.000 kHz	6.50343 GHz	-55.78 dBm	-38.32 dB	-19.23 dB
10.620 MHz	11.620 MHz	300.000 kHz	6.52657 GHz	-56.39 dBm	-38.94 dB	-19.84 dB
11.620 MHz	21.240 MHz	300.000 kHz	6.53611 GHz	-64.09 dBm	-46.63 dB	-18.74 dB
21.240 MHz	31.860 MHz	300.000 kHz	6.54682 GHz	-64.41 dBm	-46.96 dB	-7.01 dB
31.860 MHz	42.480 MHz	300.000 kHz	6.55744 GHz	-64.18 dBm	-46.73 dB	-6.73 dB

Date: 26.JUN.2023 17:16:33

Plot on Channel 6535MHz

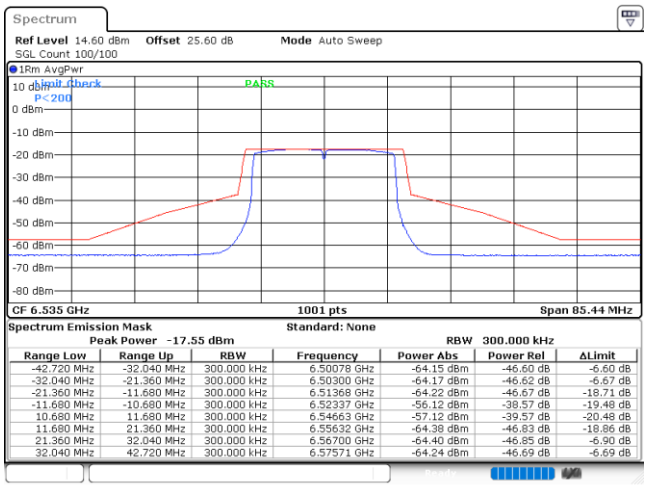

Range Low	Range Up	RBW	Frequency	Power Abs	Power Rel	ΔLimit
-42.720 MHz	-32.040 MHz	300.000 kHz	6.50078 GHz	-64.15 dBm	-46.60 dB	-6.60 dB
-32.040 MHz	-21.360 MHz	300.000 kHz	6.50300 GHz	-64.17 dBm	-46.62 dB	-6.67 dB
-21.360 MHz	-11.680 MHz	300.000 kHz	6.51368 GHz	-64.22 dBm	-46.67 dB	-18.71 dB
-11.680 MHz	-10.680 MHz	300.000 kHz	6.52337 GHz	-56.12 dBm	-38.57 dB	-19.48 dB
10.680 MHz	11.680 MHz	300.000 kHz	6.54663 GHz	-57.12 dBm	-39.57 dB	-20.48 dB
11.680 MHz	21.360 MHz	300.000 kHz	6.55632 GHz	-64.38 dBm	-46.83 dB	-18.86 dB
21.360 MHz	32.040 MHz	300.000 kHz	6.56700 GHz	-64.40 dBm	-46.85 dB	-6.90 dB
32.040 MHz	42.720 MHz	300.000 kHz	6.57571 GHz	-64.24 dBm	-46.69 dB	-6.69 dB

Date: 26.JUN.2023 17:23:14

Plot on Channel 6695MHz

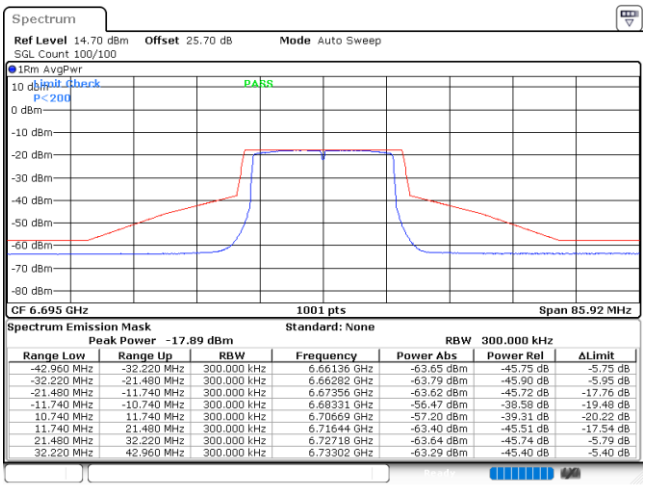

Range Low	Range Up	RBW	Frequency	Power Abs	Power Rel	ΔLimit
-42.960 MHz	-32.220 MHz	300.000 kHz	6.66136 GHz	-63.65 dBm	-45.75 dB	-5.75 dB
-32.220 MHz	-21.480 MHz	300.000 kHz	6.66282 GHz	-63.79 dBm	-45.90 dB	-5.95 dB
-21.480 MHz	-11.740 MHz	300.000 kHz	6.67356 GHz	-63.62 dBm	-45.72 dB	-17.76 dB
-11.740 MHz	-10.740 MHz	300.000 kHz	6.68331 GHz	-56.47 dBm	-38.58 dB	-19.48 dB
10.740 MHz	11.740 MHz	300.000 kHz	6.70669 GHz	-57.20 dBm	-39.31 dB	-20.22 dB
11.740 MHz	21.480 MHz	300.000 kHz	6.71644 GHz	-63.40 dBm	-45.51 dB	-17.54 dB
21.480 MHz	32.220 MHz	300.000 kHz	6.72718 GHz	-63.64 dBm	-45.74 dB	-5.79 dB
32.220 MHz	42.960 MHz	300.000 kHz	6.73302 GHz	-63.29 dBm	-45.40 dB	-5.40 dB

Date: 26.JUN.2023 17:30:58

Plot on Channel 6855MHz

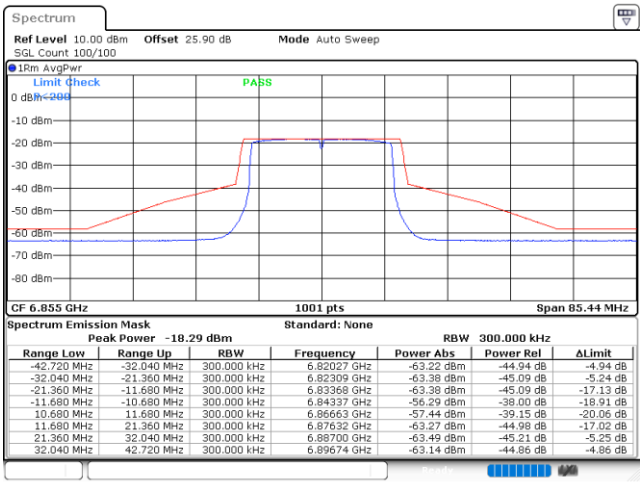

Spectrum Emission Mask Standard: None
Peak Power -18.29 dBm RBW 300.000 kHz

Range Low	Range Up	RBW	Frequency	Power Abs	Power Rel	ΔLimit
-42.720 MHz	-32.040 MHz	300.000 kHz	6.82027 GHz	-63.22 dBm	-44.94 dB	-4.94 dB
-32.040 MHz	-21.360 MHz	300.000 kHz	6.82309 GHz	-63.38 dBm	-45.09 dB	-5.24 dB
-21.360 MHz	-11.680 MHz	300.000 kHz	6.83368 GHz	-63.38 dBm	-45.09 dB	-17.13 dB
-11.680 MHz	-10.680 MHz	300.000 kHz	6.84337 GHz	-56.29 dBm	-38.00 dB	-18.91 dB
10.680 MHz	11.680 MHz	300.000 kHz	6.86663 GHz	-57.44 dBm	-39.15 dB	-20.06 dB
11.680 MHz	21.360 MHz	300.000 kHz	6.87632 GHz	-63.27 dBm	-44.98 dB	-17.02 dB
21.360 MHz	32.040 MHz	300.000 kHz	6.88700 GHz	-63.49 dBm	-45.21 dB	-5.25 dB
32.040 MHz	42.720 MHz	300.000 kHz	6.89674 GHz	-63.14 dBm	-44.86 dB	-4.86 dB

Date: 26.JUN.2023 17:38:51

Plot on Channel 6875MHz

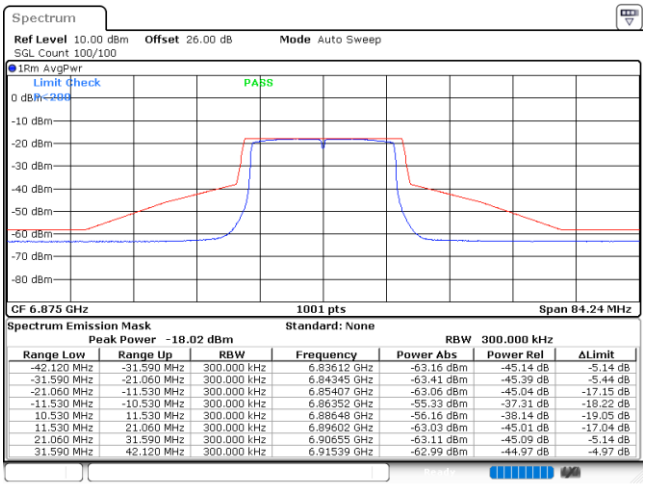

Spectrum Emission Mask Standard: None
Peak Power -18.02 dBm RBW 300.000 kHz

Range Low	Range Up	RBW	Frequency	Power Abs	Power Rel	ΔLimit
-42.120 MHz	-31.590 MHz	300.000 kHz	6.83612 GHz	-63.16 dBm	-45.14 dB	-5.14 dB
-31.590 MHz	-21.060 MHz	300.000 kHz	6.84345 GHz	-63.41 dBm	-45.39 dB	-5.44 dB
-21.060 MHz	-11.530 MHz	300.000 kHz	6.85407 GHz	-63.06 dBm	-45.04 dB	-17.15 dB
-11.530 MHz	-10.530 MHz	300.000 kHz	6.86352 GHz	-55.33 dBm	-37.31 dB	-18.22 dB
10.530 MHz	11.530 MHz	300.000 kHz	6.88648 GHz	-56.16 dBm	-38.14 dB	-19.05 dB
11.530 MHz	21.060 MHz	300.000 kHz	6.89602 GHz	-63.03 dBm	-45.01 dB	-17.04 dB
21.060 MHz	31.590 MHz	300.000 kHz	6.90655 GHz	-63.11 dBm	-45.09 dB	-5.14 dB
31.590 MHz	42.120 MHz	300.000 kHz	6.91539 GHz	-62.99 dBm	-44.97 dB	-4.97 dB

Date: 26.JUN.2023 17:45:23

Plot on Channel 6895MHz

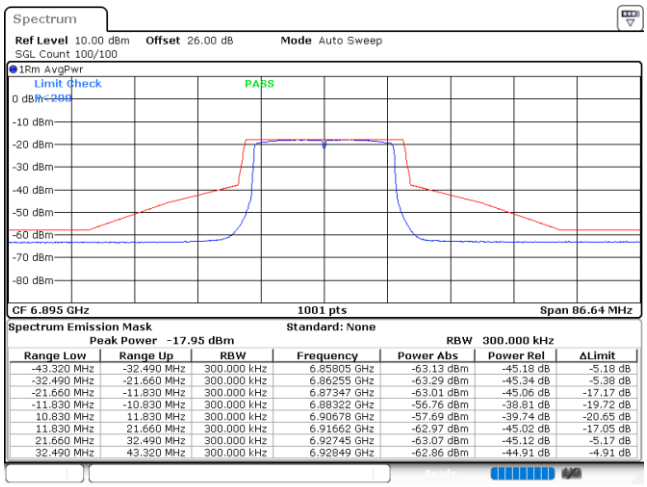

Spectrum Emission Mask Standard: None
Peak Power -17.95 dBm RBW 300.000 kHz

Range Low	Range Up	RBW	Frequency	Power Abs	Power Rel	ΔLimit
-43.320 MHz	-32.490 MHz	300.000 kHz	6.85805 GHz	-63.13 dBm	-45.18 dB	-5.18 dB
-32.490 MHz	-21.660 MHz	300.000 kHz	6.86255 GHz	-63.29 dBm	-45.34 dB	-5.38 dB
-21.660 MHz	-11.830 MHz	300.000 kHz	6.87347 GHz	-63.01 dBm	-45.06 dB	-17.17 dB
-11.830 MHz	-10.830 MHz	300.000 kHz	6.88322 GHz	-56.76 dBm	-38.81 dB	-19.72 dB
10.830 MHz	11.830 MHz	300.000 kHz	6.90678 GHz	-57.69 dBm	-39.74 dB	-20.65 dB
11.830 MHz	21.660 MHz	300.000 kHz	6.91662 GHz	-62.97 dBm	-45.02 dB	-17.05 dB
21.660 MHz	32.490 MHz	300.000 kHz	6.92745 GHz	-63.07 dBm	-45.12 dB	-5.17 dB
32.490 MHz	43.320 MHz	300.000 kHz	6.92849 GHz	-62.86 dBm	-44.91 dB	-4.91 dB

Date: 26.JUN.2023 19:00:13

Plot on Channel 6995MHz

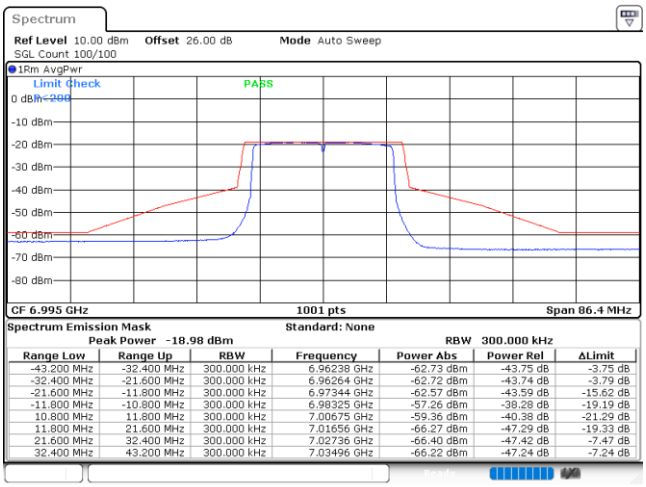

Spectrum Emission Mask Standard: None
Peak Power -18.98 dBm RBW 300.000 kHz

Range Low	Range Up	RBW	Frequency	Power Abs	Power Rel	ΔLimit
-43.200 MHz	-32.400 MHz	300.000 kHz	6.96238 GHz	-62.73 dBm	-43.75 dB	-3.75 dB
-32.400 MHz	-21.600 MHz	300.000 kHz	6.96264 GHz	-62.72 dBm	-43.74 dB	-3.79 dB
-21.600 MHz	-11.800 MHz	300.000 kHz	6.97344 GHz	-62.57 dBm	-43.59 dB	-15.62 dB
-11.800 MHz	-10.800 MHz	300.000 kHz	6.98325 GHz	-57.26 dBm	-38.28 dB	-19.19 dB
10.800 MHz	11.800 MHz	300.000 kHz	7.00675 GHz	-59.36 dBm	-40.38 dB	-21.29 dB
11.800 MHz	21.600 MHz	300.000 kHz	7.01656 GHz	-66.27 dBm	-47.29 dB	-19.33 dB
21.600 MHz	32.400 MHz	300.000 kHz	7.02736 GHz	-66.40 dBm	-47.42 dB	-7.47 dB
32.400 MHz	43.200 MHz	300.000 kHz	7.03496 GHz	-66.22 dBm	-47.24 dB	-7.24 dB

Date: 26.JUN.2023 19:15:49

Plot on Channel 7095MHz

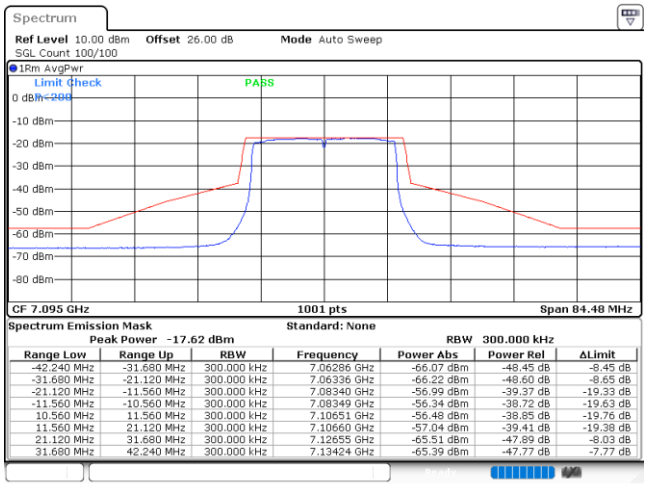

Range Low	Range Up	RBW	Frequency	Power Abs	Power Rel	ΔLimit
-42.240 MHz	-31.680 MHz	300.000 kHz	7.06286 GHz	-66.07 dBm	-48.45 dB	-8.45 dB
-31.680 MHz	-21.120 MHz	300.000 kHz	7.06336 GHz	-66.22 dBm	-48.60 dB	-8.65 dB
-21.120 MHz	-11.560 MHz	300.000 kHz	7.08340 GHz	-56.99 dBm	-39.37 dB	-19.33 dB
-11.560 MHz	-10.560 MHz	300.000 kHz	7.08349 GHz	-56.34 dBm	-38.72 dB	-19.63 dB
10.560 MHz	11.560 MHz	300.000 kHz	7.10651 GHz	-56.48 dBm	-38.85 dB	-19.76 dB
11.560 MHz	21.120 MHz	300.000 kHz	7.10660 GHz	-57.04 dBm	-39.41 dB	-19.38 dB
21.120 MHz	31.680 MHz	300.000 kHz	7.12655 GHz	-65.51 dBm	-47.89 dB	-8.03 dB
31.680 MHz	42.240 MHz	300.000 kHz	7.13424 GHz	-65.39 dBm	-47.77 dB	-7.77 dB

Date: 26.JUN.2023 19:25:56

EUT Mode :	802.11ax HE20 26RU

Plot on Channel 5955MHz

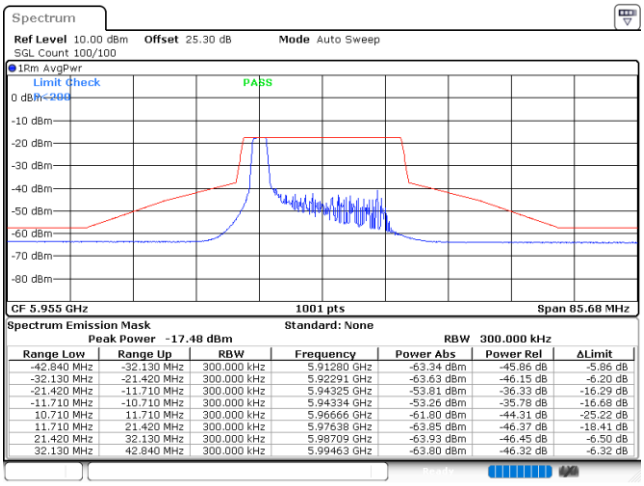

Spectrum Emission Mask Standard: None
Peak Power -17.48 dBm RBW 300.000 kHz

Range Low	Range Up	RBW	Frequency	Power Abs	Power Rel	ΔLimit
-42.840 MHz	-32.130 MHz	300.000 kHz	5.91280 GHz	-63.34 dBm	-45.86 dB	-5.86 dB
-32.130 MHz	-21.420 MHz	300.000 kHz	5.92291 GHz	-63.63 dBm	-46.15 dB	-6.20 dB
-21.420 MHz	-11.710 MHz	300.000 kHz	5.94325 GHz	-53.81 dBm	-36.33 dB	-16.29 dB
-11.710 MHz	-10.710 MHz	300.000 kHz	5.94334 GHz	-53.26 dBm	-35.78 dB	-16.68 dB
10.710 MHz	11.710 MHz	300.000 kHz	5.96666 GHz	-61.80 dBm	-44.31 dB	-25.22 dB
11.710 MHz	21.420 MHz	300.000 kHz	5.97638 GHz	-63.85 dBm	-46.37 dB	-18.41 dB
21.420 MHz	32.130 MHz	300.000 kHz	5.98709 GHz	-63.93 dBm	-46.45 dB	-6.50 dB
32.130 MHz	42.840 MHz	300.000 kHz	5.99463 GHz	-63.80 dBm	-46.32 dB	-6.32 dB

Date: 26.JUN.2023 22:20:52

Plot on Channel 6195MHz

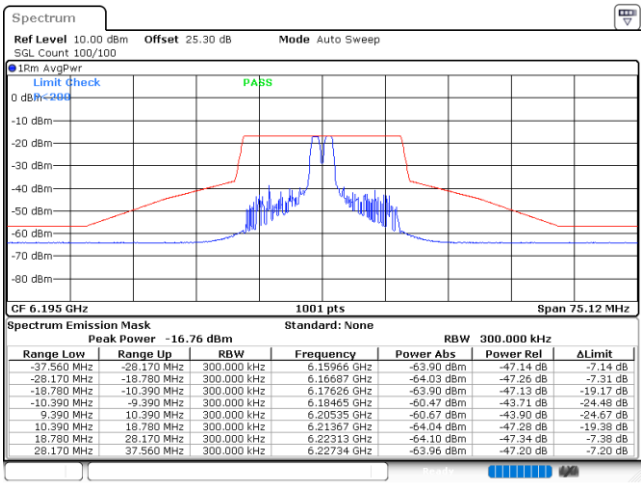

Spectrum Emission Mask Standard: None
Peak Power -16.76 dBm RBW 300.000 kHz

Range Low	Range Up	RBW	Frequency	Power Abs	Power Rel	ΔLimit
-37.560 MHz	-28.170 MHz	300.000 kHz	6.15966 GHz	-63.90 dBm	-47.14 dB	-7.14 dB
-28.170 MHz	-18.780 MHz	300.000 kHz	6.16687 GHz	-64.03 dBm	-47.26 dB	-7.31 dB
-18.780 MHz	-10.390 MHz	300.000 kHz	6.17626 GHz	-63.90 dBm	-47.13 dB	-19.17 dB
-10.390 MHz	-9.390 MHz	300.000 kHz	6.18465 GHz	-60.47 dBm	-43.71 dB	-24.48 dB
9.390 MHz	10.390 MHz	300.000 kHz	6.20535 GHz	-60.67 dBm	-43.90 dB	-24.67 dB
10.390 MHz	18.780 MHz	300.000 kHz	6.21367 GHz	-64.04 dBm	-47.28 dB	-19.38 dB
18.780 MHz	28.170 MHz	300.000 kHz	6.22313 GHz	-64.10 dBm	-47.34 dB	-7.38 dB
28.170 MHz	37.560 MHz	300.000 kHz	6.22734 GHz	-63.96 dBm	-47.20 dB	-7.20 dB

Date: 26.JUN.2023 21:17:14

Plot on Channel 6415MHz

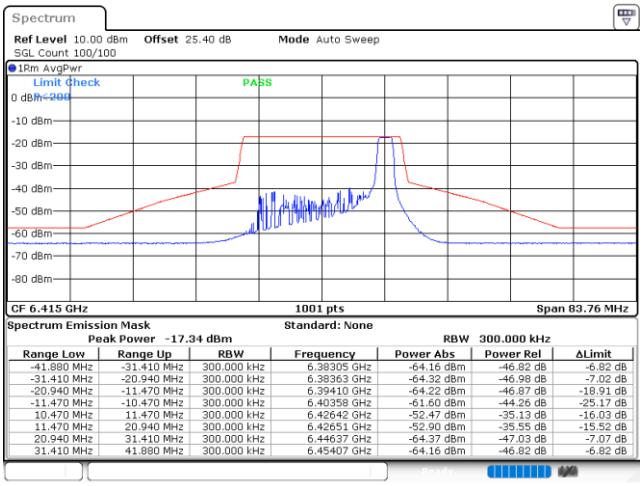

Spectrum Emission Mask Standard: None
Peak Power -17.34 dBm RBW 300.000 kHz

Range Low	Range Up	RBW	Frequency	Power Abs	Power Rel	ΔLimit
-41.880 MHz	-31.410 MHz	300.000 kHz	6.38305 GHz	-64.16 dBm	-46.82 dB	-6.82 dB
-31.410 MHz	-20.940 MHz	300.000 kHz	6.38363 GHz	-64.32 dBm	-46.98 dB	-7.02 dB
-20.940 MHz	-11.470 MHz	300.000 kHz	6.39410 GHz	-64.22 dBm	-46.87 dB	-18.91 dB
-11.470 MHz	-10.470 MHz	300.000 kHz	6.40358 GHz	-61.60 dBm	-44.26 dB	-25.17 dB
10.470 MHz	11.470 MHz	300.000 kHz	6.42642 GHz	-52.47 dBm	-35.13 dB	-16.03 dB
11.470 MHz	20.940 MHz	300.000 kHz	6.42651 GHz	-52.90 dBm	-35.55 dB	-15.52 dB
20.940 MHz	31.410 MHz	300.000 kHz	6.44637 GHz	-64.37 dBm	-47.03 dB	-7.07 dB
31.410 MHz	41.880 MHz	300.000 kHz	6.45407 GHz	-64.16 dBm	-46.82 dB	-6.82 dB

Date: 26.JUN.2023 22:10:07

Plot on Channel 6435MHz

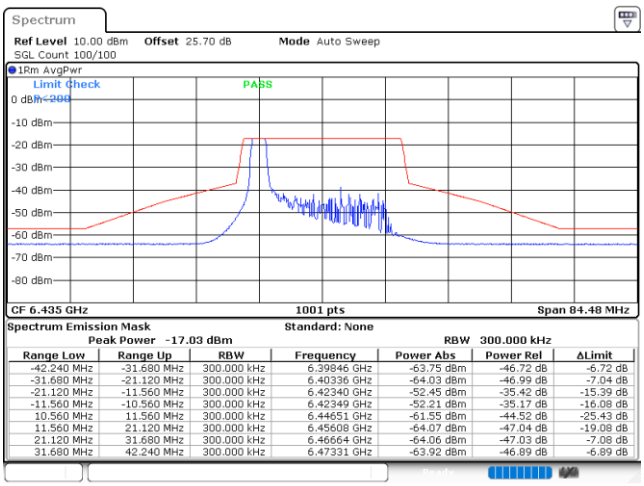

Spectrum Emission Mask Standard: None
Peak Power -17.03 dBm RBW 300.000 kHz

Range Low	Range Up	RBW	Frequency	Power Abs	Power Rel	ΔLimit
-42.240 MHz	-31.680 MHz	300.000 kHz	6.39846 GHz	-63.75 dBm	-46.72 dB	-6.72 dB
-31.680 MHz	-21.120 MHz	300.000 kHz	6.40336 GHz	-64.03 dBm	-46.99 dB	-7.04 dB
-21.120 MHz	-11.560 MHz	300.000 kHz	6.42340 GHz	-52.45 dBm	-35.42 dB	-15.39 dB
-11.560 MHz	-10.560 MHz	300.000 kHz	6.42349 GHz	-52.21 dBm	-35.17 dB	-16.08 dB
10.560 MHz	11.560 MHz	300.000 kHz	6.44651 GHz	-61.55 dBm	-44.52 dB	-25.43 dB
11.560 MHz	21.120 MHz	300.000 kHz	6.45608 GHz	-64.07 dBm	-47.04 dB	-19.08 dB
21.120 MHz	31.680 MHz	300.000 kHz	6.46664 GHz	-64.06 dBm	-47.03 dB	-7.08 dB
31.680 MHz	42.240 MHz	300.000 kHz	6.47331 GHz	-63.92 dBm	-46.89 dB	-6.89 dB

Date: 26.JUN.2023 22:36:10

Plot on Channel 6475MHz

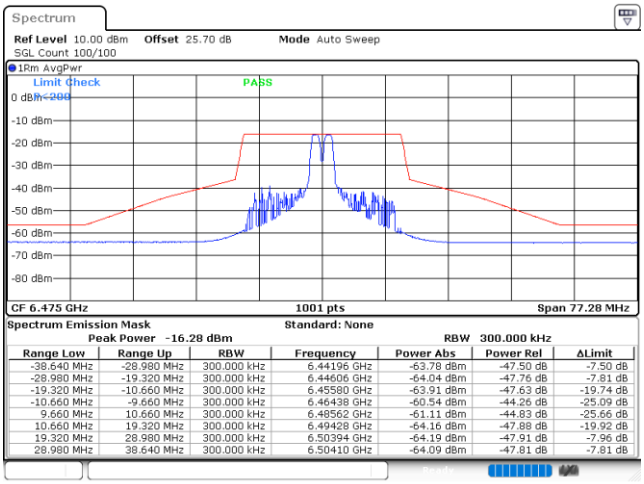

Spectrum Emission Mask Standard: None
Peak Power -16.28 dBm RBW 300.000 kHz

Range Low	Range Up	RBW	Frequency	Power Abs	Power Rel	ΔLimit
-38.640 MHz	-28.980 MHz	300.000 kHz	6.44196 GHz	-63.78 dBm	-47.50 dB	-7.50 dB
-28.980 MHz	-19.320 MHz	300.000 kHz	6.44606 GHz	-64.04 dBm	-47.76 dB	-7.81 dB
-19.320 MHz	-10.660 MHz	300.000 kHz	6.45580 GHz	-63.91 dBm	-47.63 dB	-19.74 dB
-10.660 MHz	-9.660 MHz	300.000 kHz	6.46438 GHz	-60.54 dBm	-44.26 dB	-25.09 dB
9.660 MHz	10.660 MHz	300.000 kHz	6.48562 GHz	-61.11 dBm	-44.83 dB	-25.66 dB
10.660 MHz	19.320 MHz	300.000 kHz	6.49428 GHz	-64.16 dBm	-47.88 dB	-19.92 dB
19.320 MHz	28.980 MHz	300.000 kHz	6.50394 GHz	-64.19 dBm	-47.91 dB	-7.96 dB
28.980 MHz	38.640 MHz	300.000 kHz	6.50410 GHz	-64.09 dBm	-47.81 dB	-7.81 dB

Date: 26.JUN.2023 22:53:47

Plot on Channel 6515MHz

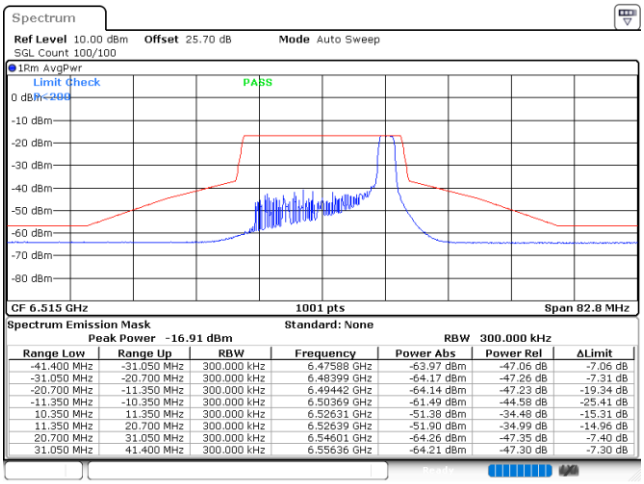

Spectrum Emission Mask Standard: None
Peak Power -16.91 dBm RBW 300.000 kHz

Range Low	Range Up	RBW	Frequency	Power Abs	Power Rel	ΔLimit
-41.400 MHz	-31.050 MHz	300.000 kHz	6.47588 GHz	-63.97 dBm	-47.06 dB	-7.06 dB
-31.050 MHz	-20.700 MHz	300.000 kHz	6.48399 GHz	-64.17 dBm	-47.26 dB	-7.31 dB
-20.700 MHz	-11.350 MHz	300.000 kHz	6.49442 GHz	-64.14 dBm	-47.23 dB	-19.34 dB
-11.350 MHz	-10.350 MHz	300.000 kHz	6.50369 GHz	-61.49 dBm	-44.58 dB	-25.41 dB
10.350 MHz	11.350 MHz	300.000 kHz	6.52631 GHz	-51.38 dBm	-34.48 dB	-15.31 dB
11.350 MHz	20.700 MHz	300.000 kHz	6.52639 GHz	-51.90 dBm	-34.99 dB	-14.96 dB
20.700 MHz	31.050 MHz	300.000 kHz	6.54601 GHz	-64.26 dBm	-47.35 dB	-7.40 dB
31.050 MHz	41.400 MHz	300.000 kHz	6.55636 GHz	-64.21 dBm	-47.30 dB	-7.30 dB

Date: 26.JUN.2023 23:17:35

Plot on Channel 6535MHz

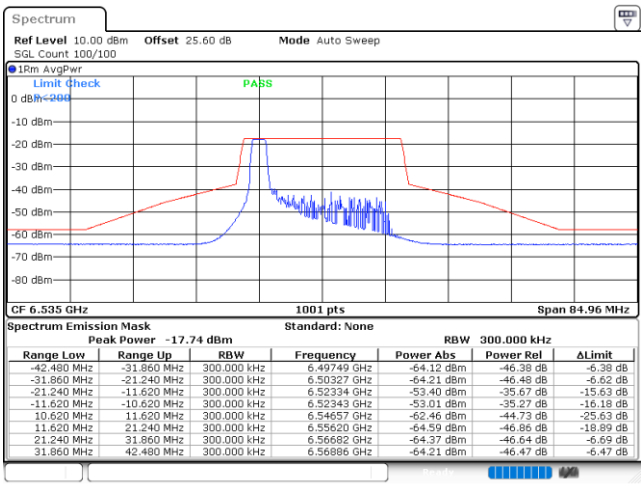

Spectrum Emission Mask Standard: None
Peak Power -17.74 dBm RBW 300.000 kHz

Range Low	Range Up	RBW	Frequency	Power Abs	Power Rel	ΔLimit
-42.480 MHz	-31.860 MHz	300.000 kHz	6.49749 GHz	-64.12 dBm	-46.38 dB	-6.38 dB
-31.860 MHz	-21.240 MHz	300.000 kHz	6.50327 GHz	-64.21 dBm	-46.48 dB	-6.62 dB
-21.240 MHz	-11.620 MHz	300.000 kHz	6.52334 GHz	-53.40 dBm	-35.67 dB	-15.63 dB
-11.620 MHz	-10.620 MHz	300.000 kHz	6.52343 GHz	-53.01 dBm	-35.27 dB	-16.18 dB
10.620 MHz	11.620 MHz	300.000 kHz	6.54657 GHz	-62.46 dBm	-44.73 dB	-25.63 dB
11.620 MHz	21.240 MHz	300.000 kHz	6.55620 GHz	-64.59 dBm	-46.86 dB	-18.89 dB
21.240 MHz	31.860 MHz	300.000 kHz	6.56682 GHz	-64.37 dBm	-46.64 dB	-6.69 dB
31.860 MHz	42.480 MHz	300.000 kHz	6.56886 GHz	-64.21 dBm	-46.47 dB	-6.47 dB

Date: 27.JUN.2023 00:01:59

Plot on Channel 6695MHz

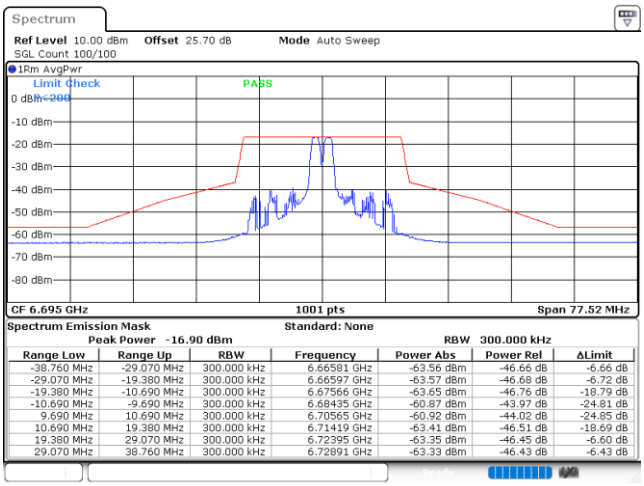

Spectrum Emission Mask Standard: None
Peak Power -16.90 dBm RBW 300.000 kHz

Range Low	Range Up	RBW	Frequency	Power Abs	Power Rel	ΔLimit
-38.760 MHz	-29.070 MHz	300.000 kHz	6.66581 GHz	-63.56 dBm	-46.66 dB	-6.66 dB
-29.070 MHz	-19.380 MHz	300.000 kHz	6.66597 GHz	-63.57 dBm	-46.68 dB	-6.72 dB
-19.380 MHz	-10.690 MHz	300.000 kHz	6.67566 GHz	-63.65 dBm	-46.76 dB	-18.79 dB
-10.690 MHz	-9.690 MHz	300.000 kHz	6.68435 GHz	-60.87 dBm	-43.97 dB	-24.81 dB
9.690 MHz	10.690 MHz	300.000 kHz	6.70565 GHz	-60.92 dBm	-44.02 dB	-24.85 dB
10.690 MHz	19.380 MHz	300.000 kHz	6.71419 GHz	-63.41 dBm	-46.51 dB	-18.69 dB
19.380 MHz	29.070 MHz	300.000 kHz	6.72395 GHz	-63.35 dBm	-46.45 dB	-6.60 dB
29.070 MHz	38.760 MHz	300.000 kHz	6.72891 GHz	-63.33 dBm	-46.43 dB	-6.43 dB

Date: 27.JUN.2023 00:20:14

Plot on Channel 6855MHz

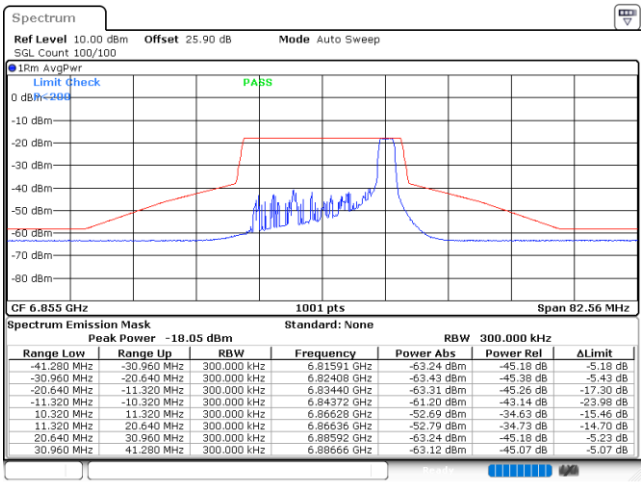

Spectrum Emission Mask Standard: None
Peak Power -18.05 dBm RBW 300.000 kHz

Range Low	Range Up	RBW	Frequency	Power Abs	Power Rel	ΔLimit
-41.280 MHz	-30.960 MHz	300.000 kHz	6.81591 GHz	-63.24 dBm	-45.18 dB	-5.18 dB
-30.960 MHz	-20.640 MHz	300.000 kHz	6.82408 GHz	-63.43 dBm	-45.38 dB	-5.43 dB
-20.640 MHz	-11.320 MHz	300.000 kHz	6.83440 GHz	-63.31 dBm	-45.26 dB	-17.30 dB
-11.320 MHz	-10.320 MHz	300.000 kHz	6.84372 GHz	-61.20 dBm	-43.14 dB	-23.98 dB
10.320 MHz	11.320 MHz	300.000 kHz	6.86628 GHz	-52.69 dBm	-34.63 dB	-15.46 dB
11.320 MHz	20.640 MHz	300.000 kHz	6.86636 GHz	-52.79 dBm	-34.73 dB	-14.70 dB
20.640 MHz	30.960 MHz	300.000 kHz	6.88592 GHz	-63.24 dBm	-45.18 dB	-5.23 dB
30.960 MHz	41.280 MHz	300.000 kHz	6.88666 GHz	-63.12 dBm	-45.07 dB	-5.07 dB

Date: 27.JUN.2023 00:44:20

Plot on Channel 6875MHz

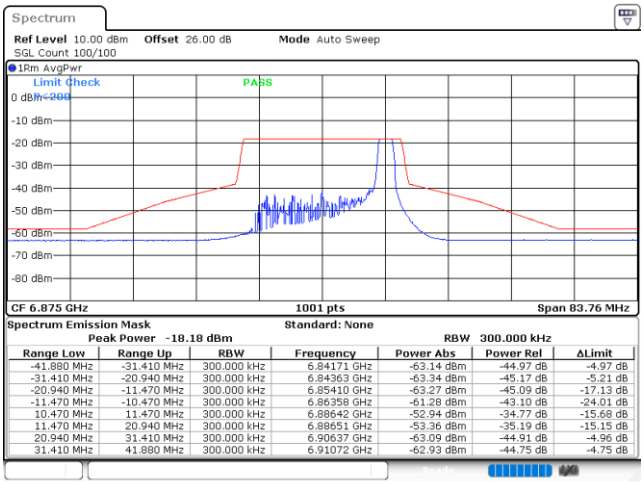

Spectrum Emission Mask Standard: None
Peak Power -18.18 dBm RBW 300.000 kHz

Range Low	Range Up	RBW	Frequency	Power Abs	Power Rel	ΔLimit
-41.880 MHz	-31.410 MHz	300.000 kHz	6.84171 GHz	-63.14 dBm	-44.97 dB	-4.97 dB
-31.410 MHz	-20.940 MHz	300.000 kHz	6.84363 GHz	-63.34 dBm	-45.17 dB	-5.21 dB
-20.940 MHz	-11.470 MHz	300.000 kHz	6.85410 GHz	-63.27 dBm	-45.09 dB	-17.13 dB
-11.470 MHz	-10.470 MHz	300.000 kHz	6.86358 GHz	-61.28 dBm	-43.10 dB	-24.01 dB
10.470 MHz	11.470 MHz	300.000 kHz	6.88642 GHz	-52.94 dBm	-34.77 dB	-15.68 dB
11.470 MHz	20.940 MHz	300.000 kHz	6.88651 GHz	-53.36 dBm	-35.19 dB	-15.15 dB
20.940 MHz	31.410 MHz	300.000 kHz	6.90637 GHz	-63.09 dBm	-44.91 dB	-4.96 dB
31.410 MHz	41.880 MHz	300.000 kHz	6.91072 GHz	-62.93 dBm	-44.75 dB	-4.75 dB

Date: 27.JUN.2023 01:05:40

Plot on Channel 6895MHz

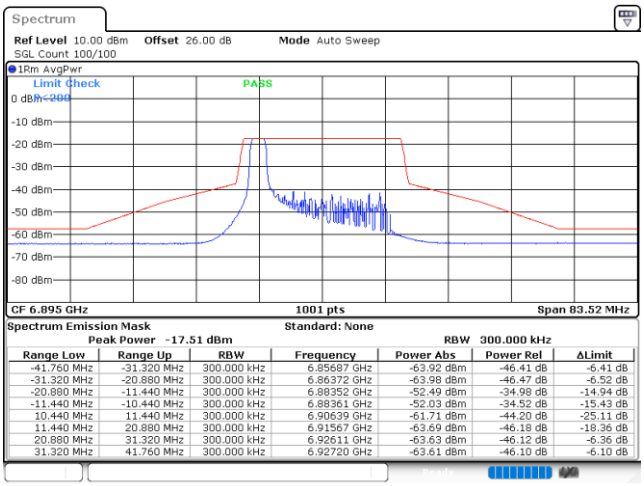

Spectrum Emission Mask Standard: None
Peak Power -17.51 dBm RBW 300.000 kHz

Range Low	Range Up	RBW	Frequency	Power Abs	Power Rel	ΔLimit
-41.760 MHz	-31.320 MHz	300.000 kHz	6.85687 GHz	-63.92 dBm	-46.41 dB	-6.41 dB
-31.320 MHz	-20.880 MHz	300.000 kHz	6.86372 GHz	-63.98 dBm	-46.47 dB	-6.52 dB
-20.880 MHz	-11.440 MHz	300.000 kHz	6.88352 GHz	-52.49 dBm	-34.98 dB	-14.94 dB
-11.440 MHz	-10.440 MHz	300.000 kHz	6.88361 GHz	-52.03 dBm	-34.52 dB	-15.43 dB
10.440 MHz	11.440 MHz	300.000 kHz	6.90639 GHz	-61.71 dBm	-44.20 dB	-25.11 dB
11.440 MHz	20.880 MHz	300.000 kHz	6.91567 GHz	-63.69 dBm	-46.18 dB	-18.36 dB
20.880 MHz	31.320 MHz	300.000 kHz	6.92611 GHz	-63.63 dBm	-46.12 dB	-6.36 dB
31.320 MHz	41.760 MHz	300.000 kHz	6.92720 GHz	-63.61 dBm	-46.10 dB	-6.10 dB

Date: 27.JUN.2023 09:30:36

Plot on Channel 6995MHz

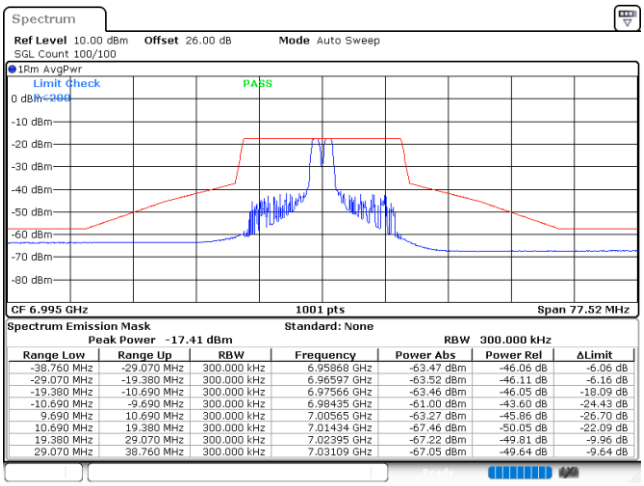

Spectrum Emission Mask Standard: None
Peak Power -17.41 dBm RBW 300.000 kHz

Range Low	Range Up	RBW	Frequency	Power Abs	Power Rel	ΔLimit
-38.760 MHz	-29.070 MHz	300.000 kHz	6.95868 GHz	-63.47 dBm	-46.06 dB	-6.06 dB
-29.070 MHz	-19.380 MHz	300.000 kHz	6.96597 GHz	-63.52 dBm	-46.11 dB	-6.16 dB
-19.380 MHz	-10.690 MHz	300.000 kHz	6.97566 GHz	-63.46 dBm	-46.05 dB	-18.09 dB
-10.690 MHz	-9.690 MHz	300.000 kHz	6.98435 GHz	-61.00 dBm	-43.60 dB	-24.43 dB
9.690 MHz	10.690 MHz	300.000 kHz	7.00565 GHz	-63.27 dBm	-45.86 dB	-26.70 dB
10.690 MHz	19.380 MHz	300.000 kHz	7.01434 GHz	-67.46 dBm	-50.05 dB	-22.09 dB
19.380 MHz	29.070 MHz	300.000 kHz	7.02395 GHz	-67.22 dBm	-49.81 dB	-9.96 dB
29.070 MHz	38.760 MHz	300.000 kHz	7.03109 GHz	-67.05 dBm	-49.64 dB	-9.64 dB

Date: 27.JUN.2023 10:01:06

Plot on Channel 7095MHz

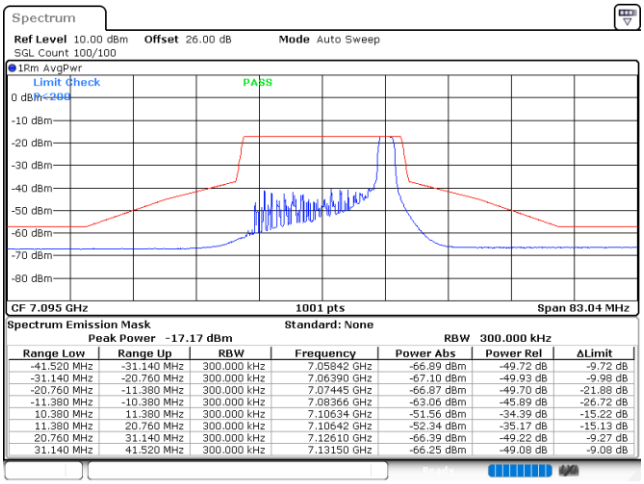

Range Low	Range Up	RBW	Frequency	Power Abs	Power Rel	ΔLimit
-41.520 MHz	-31.140 MHz	300.000 kHz	7.05842 GHz	-66.89 dBm	-49.72 dB	-9.72 dB
-31.140 MHz	-20.760 MHz	300.000 kHz	7.06390 GHz	-67.10 dBm	-49.93 dB	-9.98 dB
-20.760 MHz	-11.380 MHz	300.000 kHz	7.07445 GHz	-66.87 dBm	-49.70 dB	-21.88 dB
-11.380 MHz	-10.380 MHz	300.000 kHz	7.08366 GHz	-63.06 dBm	-45.89 dB	-26.72 dB
10.380 MHz	11.380 MHz	300.000 kHz	7.10634 GHz	-51.56 dBm	-34.39 dB	-15.22 dB
11.380 MHz	20.760 MHz	300.000 kHz	7.10642 GHz	-52.34 dBm	-35.17 dB	-15.13 dB
20.760 MHz	31.140 MHz	300.000 kHz	7.12610 GHz	-66.39 dBm	-49.22 dB	-9.27 dB
31.140 MHz	41.520 MHz	300.000 kHz	7.13150 GHz	-66.25 dBm	-49.08 dB	-9.08 dB

Date: 27.JUN.2023 10:35:40

EUT Mode :	802.11ax HE20 52RU

Plot on Channel 5955MHz

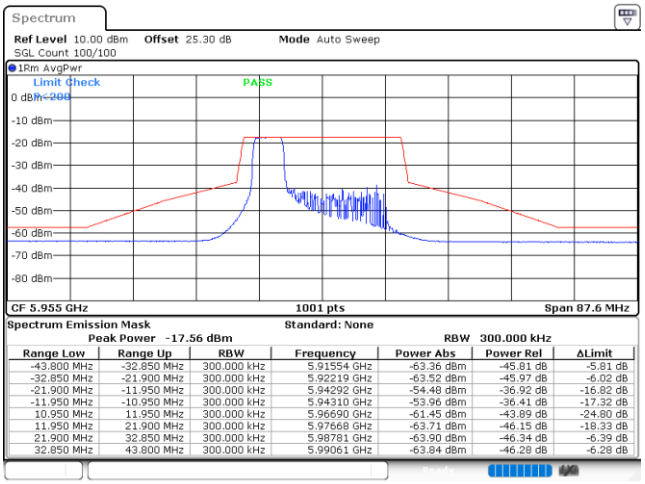

Spectrum Emission Mask Standard: None
Peak Power -17.56 dBm RBW 300.000 kHz

Range Low	Range Up	RBW	Frequency	Power Abs	Power Rel	ΔLimit
-43.800 MHz	-32.850 MHz	300.000 kHz	5.91554 GHz	-63.36 dBm	-45.81 dB	-5.81 dB
-32.850 MHz	-21.900 MHz	300.000 kHz	5.92219 GHz	-63.52 dBm	-45.97 dB	-6.02 dB
-21.900 MHz	-11.950 MHz	300.000 kHz	5.94292 GHz	-54.48 dBm	-36.92 dB	-16.82 dB
-11.950 MHz	-10.950 MHz	300.000 kHz	5.94310 GHz	-53.96 dBm	-36.41 dB	-17.32 dB
10.950 MHz	11.950 MHz	300.000 kHz	5.96690 GHz	-61.45 dBm	-43.89 dB	-24.80 dB
11.950 MHz	21.900 MHz	300.000 kHz	5.97668 GHz	-63.71 dBm	-46.15 dB	-18.33 dB
21.900 MHz	32.850 MHz	300.000 kHz	5.98781 GHz	-63.90 dBm	-46.34 dB	-6.39 dB
32.850 MHz	43.800 MHz	300.000 kHz	5.99061 GHz	-63.84 dBm	-46.28 dB	-6.28 dB

Date: 26.JUN.2023 22:24:50

Plot on Channel 6195MHz

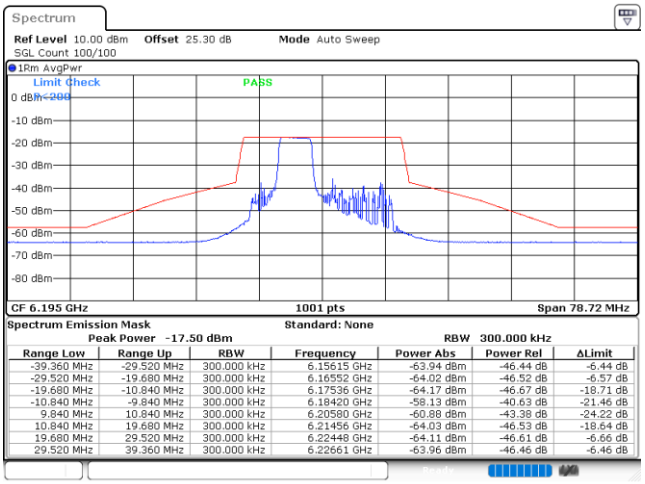

Spectrum Emission Mask Standard: None
Peak Power -17.50 dBm RBW 300.000 kHz

Range Low	Range Up	RBW	Frequency	Power Abs	Power Rel	ΔLimit
-39.360 MHz	-29.520 MHz	300.000 kHz	6.15615 GHz	-63.94 dBm	-46.44 dB	-6.44 dB
-29.520 MHz	-19.680 MHz	300.000 kHz	6.16552 GHz	-64.02 dBm	-46.52 dB	-6.57 dB
-19.680 MHz	-10.840 MHz	300.000 kHz	6.17536 GHz	-64.17 dBm	-46.67 dB	-18.71 dB
-10.840 MHz	-9.840 MHz	300.000 kHz	6.18420 GHz	-58.13 dBm	-40.63 dB	-21.46 dB
9.840 MHz	10.840 MHz	300.000 kHz	6.20580 GHz	-60.88 dBm	-43.38 dB	-24.22 dB
10.840 MHz	19.680 MHz	300.000 kHz	6.21456 GHz	-64.03 dBm	-46.53 dB	-18.64 dB
19.680 MHz	29.520 MHz	300.000 kHz	6.22448 GHz	-64.11 dBm	-46.61 dB	-6.66 dB
29.520 MHz	39.360 MHz	300.000 kHz	6.22661 GHz	-63.96 dBm	-46.46 dB	-6.46 dB

Date: 26.JUN.2023 21:24:44

Plot on Channel 6415MHz

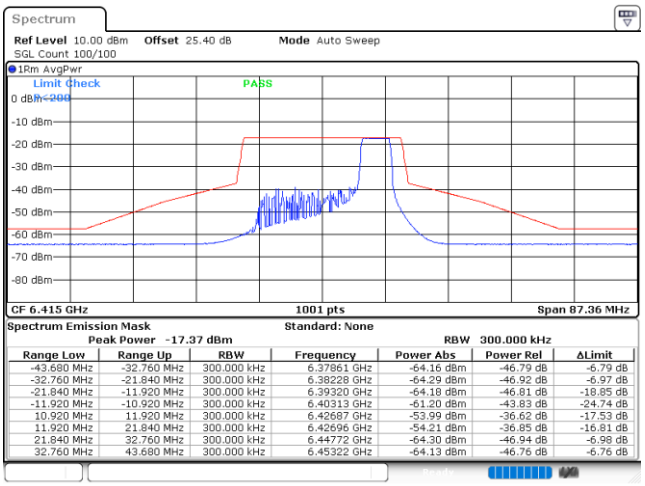

Spectrum Emission Mask Standard: None
Peak Power -17.37 dBm RBW 300.000 kHz

Range Low	Range Up	RBW	Frequency	Power Abs	Power Rel	ΔLimit
-43.680 MHz	-32.760 MHz	300.000 kHz	6.37861 GHz	-64.16 dBm	-46.79 dB	-6.79 dB
-32.760 MHz	-21.840 MHz	300.000 kHz	6.38228 GHz	-64.29 dBm	-46.92 dB	-6.97 dB
-21.840 MHz	-11.920 MHz	300.000 kHz	6.39320 GHz	-64.18 dBm	-46.81 dB	-18.85 dB
-11.920 MHz	-10.920 MHz	300.000 kHz	6.40313 GHz	-61.20 dBm	-43.83 dB	-24.74 dB
10.920 MHz	11.920 MHz	300.000 kHz	6.42687 GHz	-53.99 dBm	-36.62 dB	-17.53 dB
11.920 MHz	21.840 MHz	300.000 kHz	6.42696 GHz	-54.21 dBm	-36.85 dB	-16.81 dB
21.840 MHz	32.760 MHz	300.000 kHz	6.44772 GHz	-64.30 dBm	-46.94 dB	-6.98 dB
32.760 MHz	43.680 MHz	300.000 kHz	6.45322 GHz	-64.13 dBm	-46.76 dB	-6.76 dB

Date: 26.JUN.2023 22:14:07

Plot on Channel 6435MHz

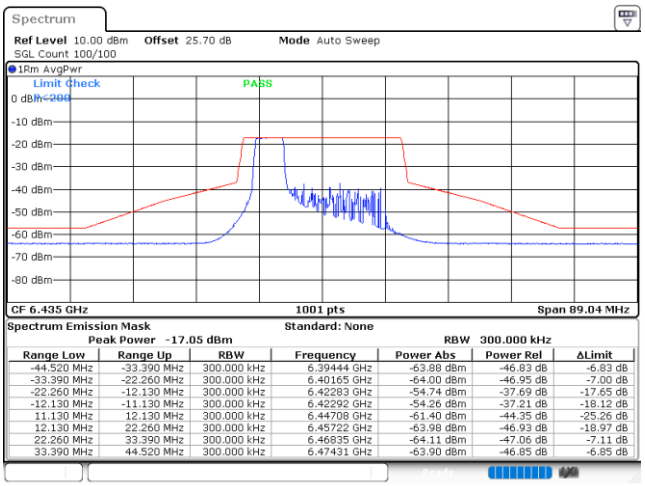

Spectrum Emission Mask Standard: None
Peak Power -17.05 dBm RBW 300.000 kHz

Range Low	Range Up	RBW	Frequency	Power Abs	Power Rel	ΔLimit
-44.520 MHz	-33.390 MHz	300.000 kHz	6.39444 GHz	-63.88 dBm	-46.83 dB	-6.83 dB
-33.390 MHz	-22.260 MHz	300.000 kHz	6.40165 GHz	-64.00 dBm	-46.95 dB	-7.00 dB
-22.260 MHz	-12.130 MHz	300.000 kHz	6.42283 GHz	-54.74 dBm	-37.69 dB	-17.65 dB
-12.130 MHz	-11.130 MHz	300.000 kHz	6.42292 GHz	-54.26 dBm	-37.21 dB	-18.12 dB
11.130 MHz	12.130 MHz	300.000 kHz	6.44708 GHz	-61.40 dBm	-44.35 dB	-25.26 dB
12.130 MHz	22.260 MHz	300.000 kHz	6.45722 GHz	-63.98 dBm	-46.93 dB	-18.97 dB
22.260 MHz	33.390 MHz	300.000 kHz	6.46835 GHz	-64.11 dBm	-47.06 dB	-7.11 dB
33.390 MHz	44.520 MHz	300.000 kHz	6.47431 GHz	-63.90 dBm	-46.85 dB	-6.85 dB

Date: 26.JUN.2023 22:39:36

Plot on Channel 6475MHz

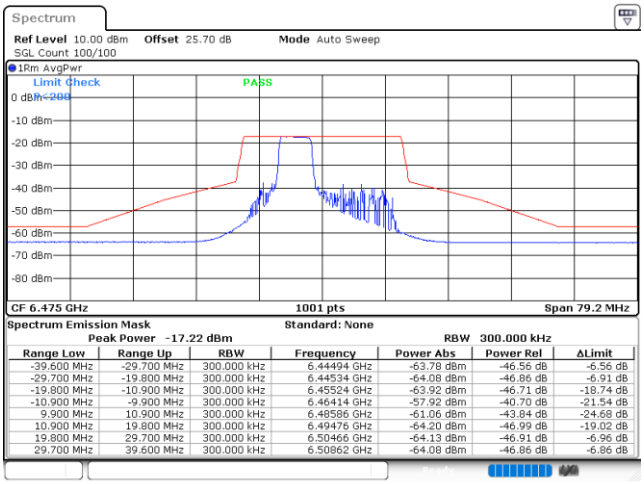

Spectrum Emission Mask Standard: None
Peak Power -17.22 dBm RBW 300.000 kHz

Range Low	Range Up	RBW	Frequency	Power Abs	Power Rel	ΔLimit
-39.600 MHz	-29.700 MHz	300.000 kHz	6.44494 GHz	-63.78 dBm	-46.56 dB	-6.56 dB
-29.700 MHz	-19.800 MHz	300.000 kHz	6.44534 GHz	-64.08 dBm	-46.86 dB	-6.91 dB
-19.800 MHz	-10.900 MHz	300.000 kHz	6.45524 GHz	-63.92 dBm	-46.71 dB	-18.74 dB
-10.900 MHz	-9.900 MHz	300.000 kHz	6.46414 GHz	-57.92 dBm	-40.70 dB	-21.54 dB
9.900 MHz	10.900 MHz	300.000 kHz	6.48586 GHz	-61.06 dBm	-43.84 dB	-24.68 dB
10.900 MHz	19.800 MHz	300.000 kHz	6.49476 GHz	-64.20 dBm	-46.99 dB	-19.02 dB
19.800 MHz	29.700 MHz	300.000 kHz	6.50466 GHz	-64.13 dBm	-46.91 dB	-6.96 dB
29.700 MHz	39.600 MHz	300.000 kHz	6.50862 GHz	-64.08 dBm	-46.86 dB	-6.86 dB

Date: 26.JUN.2023 23:01:58

Plot on Channel 6515MHz

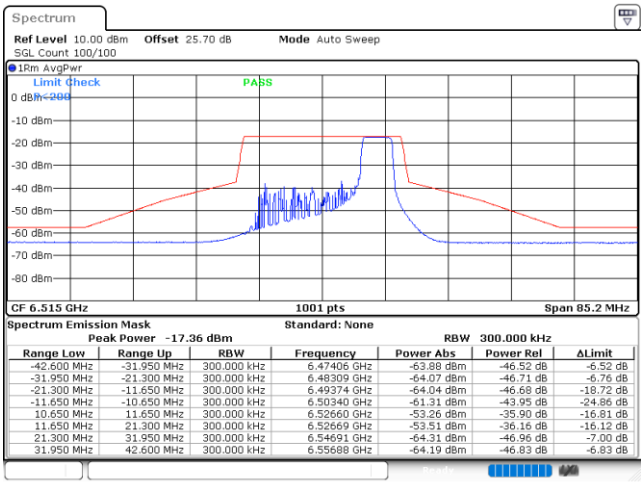

Spectrum Emission Mask Standard: None
Peak Power -17.36 dBm RBW 300.000 kHz

Range Low	Range Up	RBW	Frequency	Power Abs	Power Rel	ΔLimit
-42.600 MHz	-31.950 MHz	300.000 kHz	6.47406 GHz	-63.88 dBm	-46.52 dB	-6.52 dB
-31.950 MHz	-21.300 MHz	300.000 kHz	6.48309 GHz	-64.07 dBm	-46.71 dB	-6.76 dB
-21.300 MHz	-11.650 MHz	300.000 kHz	6.49374 GHz	-64.04 dBm	-46.68 dB	-18.72 dB
-11.650 MHz	-10.650 MHz	300.000 kHz	6.50340 GHz	-61.31 dBm	-43.95 dB	-24.86 dB
10.650 MHz	11.650 MHz	300.000 kHz	6.52660 GHz	-53.26 dBm	-35.90 dB	-16.81 dB
11.650 MHz	21.300 MHz	300.000 kHz	6.52669 GHz	-53.51 dBm	-36.16 dB	-16.12 dB
21.300 MHz	31.950 MHz	300.000 kHz	6.54691 GHz	-64.31 dBm	-46.96 dB	-7.00 dB
31.950 MHz	42.600 MHz	300.000 kHz	6.55688 GHz	-64.19 dBm	-46.83 dB	-6.83 dB

Date: 26.JUN.2023 23:50:58

Plot on Channel 6535MHz

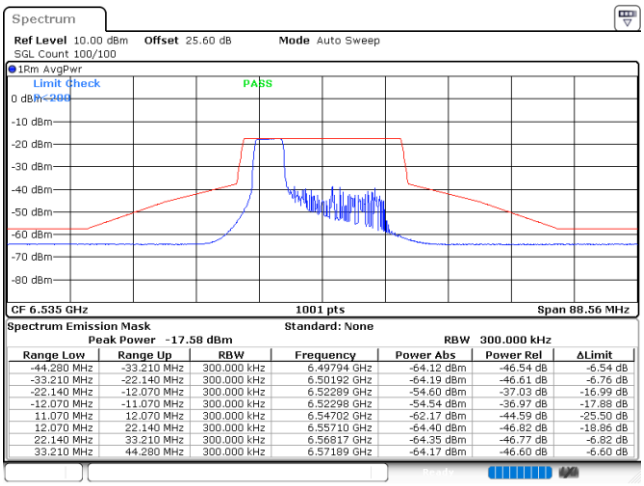

Spectrum Emission Mask Standard: None
Peak Power -17.58 dBm RBW 300.000 kHz

Range Low	Range Up	RBW	Frequency	Power Abs	Power Rel	ΔLimit
-44.280 MHz	-33.210 MHz	300.000 kHz	6.49794 GHz	-64.12 dBm	-46.54 dB	-6.54 dB
-33.210 MHz	-22.140 MHz	300.000 kHz	6.50192 GHz	-64.19 dBm	-46.61 dB	-6.76 dB
-22.140 MHz	-12.070 MHz	300.000 kHz	6.52289 GHz	-54.60 dBm	-37.03 dB	-16.99 dB
-12.070 MHz	-11.070 MHz	300.000 kHz	6.52298 GHz	-54.54 dBm	-36.97 dB	-17.88 dB
11.070 MHz	12.070 MHz	300.000 kHz	6.54702 GHz	-62.17 dBm	-44.59 dB	-25.50 dB
12.070 MHz	22.140 MHz	300.000 kHz	6.55710 GHz	-64.40 dBm	-46.82 dB	-18.86 dB
22.140 MHz	33.210 MHz	300.000 kHz	6.56817 GHz	-64.35 dBm	-46.77 dB	-6.82 dB
33.210 MHz	44.280 MHz	300.000 kHz	6.57189 GHz	-64.17 dBm	-46.60 dB	-6.60 dB

Date: 27.JUN.2023 00:07:16

Plot on Channel 6695MHz

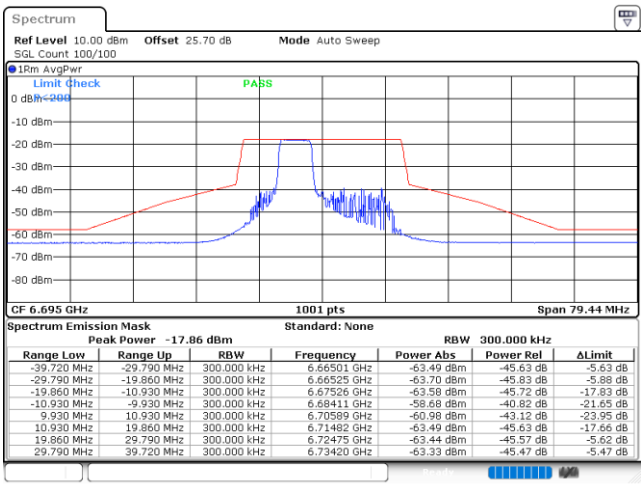

Spectrum Emission Mask Standard: None
Peak Power -17.86 dBm RBW 300.000 kHz

Range Low	Range Up	RBW	Frequency	Power Abs	Power Rel	ΔLimit
-39.720 MHz	-29.790 MHz	300.000 kHz	6.66501 GHz	-63.49 dBm	-45.63 dB	-5.63 dB
-29.790 MHz	-19.860 MHz	300.000 kHz	6.66525 GHz	-63.70 dBm	-45.83 dB	-5.88 dB
-19.860 MHz	-10.930 MHz	300.000 kHz	6.67526 GHz	-63.58 dBm	-45.72 dB	-17.83 dB
-10.930 MHz	-9.930 MHz	300.000 kHz	6.68411 GHz	-58.68 dBm	-40.82 dB	-21.65 dB
9.930 MHz	10.930 MHz	300.000 kHz	6.70589 GHz	-60.98 dBm	-43.12 dB	-23.95 dB
10.930 MHz	19.860 MHz	300.000 kHz	6.71482 GHz	-63.49 dBm	-45.63 dB	-17.66 dB
19.860 MHz	29.790 MHz	300.000 kHz	6.72475 GHz	-63.44 dBm	-45.57 dB	-5.62 dB
29.790 MHz	39.720 MHz	300.000 kHz	6.73420 GHz	-63.33 dBm	-45.47 dB	-5.47 dB

Date: 27.JUN.2023 00:25:36

Plot on Channel 6855MHz

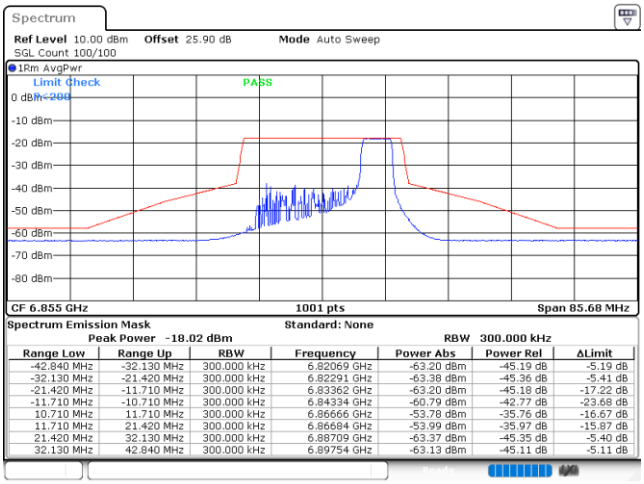

Spectrum Emission Mask Standard: None
Peak Power -18.02 dBm RBW 300.000 kHz

Range Low	Range Up	RBW	Frequency	Power Abs	Power Rel	ΔLimit
-42.840 MHz	-32.130 MHz	300.000 kHz	6.82069 GHz	-63.20 dBm	-45.19 dB	-5.19 dB
-32.130 MHz	-21.420 MHz	300.000 kHz	6.82291 GHz	-63.38 dBm	-45.36 dB	-5.41 dB
-21.420 MHz	-11.710 MHz	300.000 kHz	6.83362 GHz	-63.20 dBm	-45.18 dB	-17.22 dB
-11.710 MHz	-10.710 MHz	300.000 kHz	6.84334 GHz	-60.79 dBm	-42.77 dB	-23.68 dB
10.710 MHz	11.710 MHz	300.000 kHz	6.86666 GHz	-53.78 dBm	-35.76 dB	-16.67 dB
11.710 MHz	21.420 MHz	300.000 kHz	6.86684 GHz	-53.99 dBm	-35.97 dB	-15.87 dB
21.420 MHz	32.130 MHz	300.000 kHz	6.88709 GHz	-63.37 dBm	-45.35 dB	-5.40 dB
32.130 MHz	42.840 MHz	300.000 kHz	6.89754 GHz	-63.13 dBm	-45.11 dB	-5.11 dB

Date: 27.JUN.2023 00:50:50

Plot on Channel 6875MHz

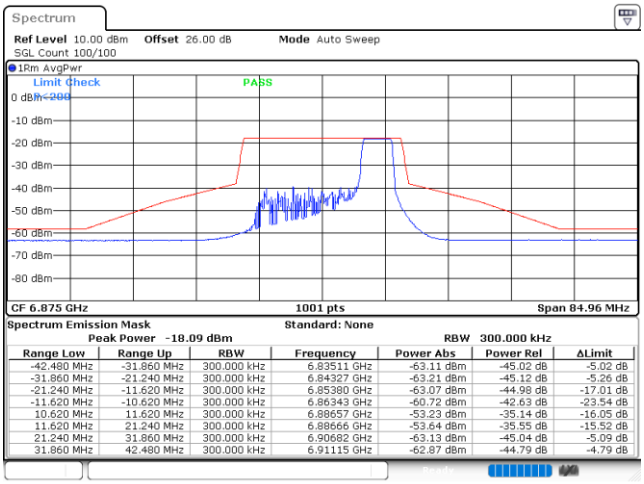

Spectrum Emission Mask Standard: None
Peak Power -18.09 dBm RBW 300.000 kHz

Range Low	Range Up	RBW	Frequency	Power Abs	Power Rel	ΔLimit
-42.480 MHz	-31.860 MHz	300.000 kHz	6.83511 GHz	-63.11 dBm	-45.02 dB	-5.02 dB
-31.860 MHz	-21.240 MHz	300.000 kHz	6.84327 GHz	-63.21 dBm	-45.12 dB	-5.26 dB
-21.240 MHz	-11.620 MHz	300.000 kHz	6.85380 GHz	-63.07 dBm	-44.98 dB	-17.01 dB
-11.620 MHz	-10.620 MHz	300.000 kHz	6.86343 GHz	-60.72 dBm	-42.63 dB	-23.54 dB
10.620 MHz	11.620 MHz	300.000 kHz	6.88657 GHz	-53.23 dBm	-35.14 dB	-16.05 dB
11.620 MHz	21.240 MHz	300.000 kHz	6.88666 GHz	-53.64 dBm	-35.55 dB	-15.52 dB
21.240 MHz	31.860 MHz	300.000 kHz	6.90682 GHz	-63.13 dBm	-45.04 dB	-5.09 dB
31.860 MHz	42.480 MHz	300.000 kHz	6.91115 GHz	-62.87 dBm	-44.79 dB	-4.79 dB

Date: 27.JUN.2023 01:09:33

Plot on Channel 6895MHz

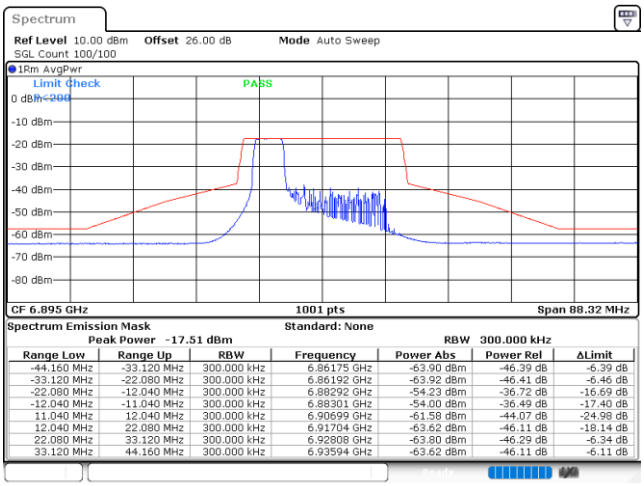

Spectrum Emission Mask Standard: None
Peak Power -17.51 dBm RBW 300.000 kHz

Range Low	Range Up	RBW	Frequency	Power Abs	Power Rel	ΔLimit
-44.160 MHz	-33.120 MHz	300.000 kHz	6.86175 GHz	-63.90 dBm	-46.39 dB	-6.39 dB
-33.120 MHz	-22.080 MHz	300.000 kHz	6.86192 GHz	-63.92 dBm	-46.41 dB	-6.46 dB
-22.080 MHz	-12.040 MHz	300.000 kHz	6.88292 GHz	-54.23 dBm	-36.72 dB	-16.69 dB
-12.040 MHz	-11.040 MHz	300.000 kHz	6.88301 GHz	-54.00 dBm	-36.49 dB	-17.40 dB
11.040 MHz	12.040 MHz	300.000 kHz	6.90699 GHz	-61.58 dBm	-44.07 dB	-24.98 dB
12.040 MHz	22.080 MHz	300.000 kHz	6.91704 GHz	-63.62 dBm	-46.11 dB	-18.14 dB
22.080 MHz	33.120 MHz	300.000 kHz	6.92808 GHz	-63.80 dBm	-46.29 dB	-6.34 dB
33.120 MHz	44.160 MHz	300.000 kHz	6.93594 GHz	-63.62 dBm	-46.11 dB	-6.11 dB

Date: 27.JUN.2023 09:48:45

Plot on Channel 6995MHz

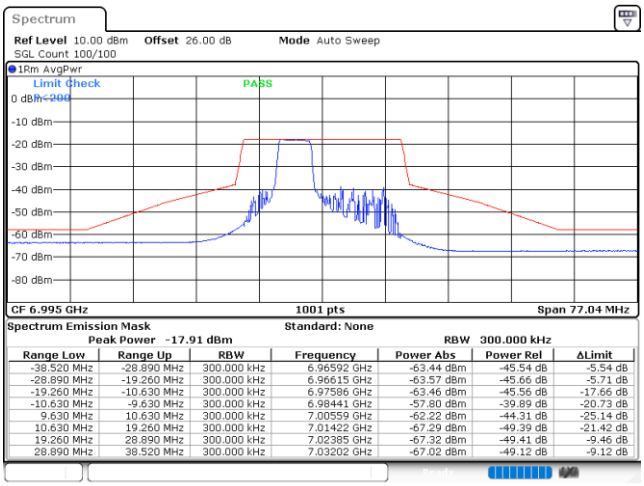

Spectrum Emission Mask Standard: None
Peak Power -17.91 dBm RBW 300.000 kHz

Range Low	Range Up	RBW	Frequency	Power Abs	Power Rel	ΔLimit
-38.520 MHz	-28.890 MHz	300.000 kHz	6.96592 GHz	-63.44 dBm	-45.54 dB	-5.54 dB
-28.890 MHz	-19.260 MHz	300.000 kHz	6.96615 GHz	-63.57 dBm	-45.66 dB	-5.71 dB
-19.260 MHz	-10.630 MHz	300.000 kHz	6.97586 GHz	-63.46 dBm	-45.56 dB	-17.66 dB
-10.630 MHz	-9.630 MHz	300.000 kHz	6.98441 GHz	-57.80 dBm	-39.89 dB	-20.73 dB
9.630 MHz	10.630 MHz	300.000 kHz	7.00559 GHz	-62.22 dBm	-44.31 dB	-25.14 dB
10.630 MHz	19.260 MHz	300.000 kHz	7.01422 GHz	-67.29 dBm	-49.39 dB	-21.42 dB
19.260 MHz	28.890 MHz	300.000 kHz	7.02385 GHz	-67.32 dBm	-49.41 dB	-9.46 dB
28.890 MHz	38.520 MHz	300.000 kHz	7.03202 GHz	-67.02 dBm	-49.12 dB	-9.12 dB

Date: 27.JUN.2023 10:09:00

Plot on Channel 7095MHz

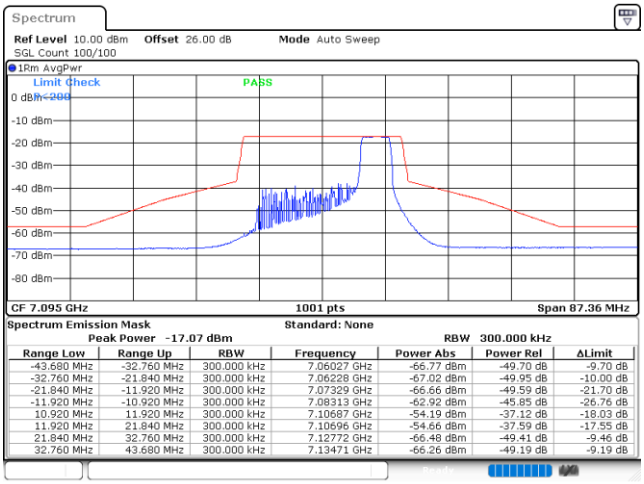

Range Low	Range Up	RBW	Frequency	Power Abs	Power Rel	ΔLimit
-43.680 MHz	-32.760 MHz	300.000 kHz	7.06027 GHz	-66.77 dBm	-49.70 dB	-9.70 dB
-32.760 MHz	-21.840 MHz	300.000 kHz	7.06228 GHz	-67.02 dBm	-49.95 dB	-10.00 dB
-21.840 MHz	-11.920 MHz	300.000 kHz	7.07329 GHz	-66.66 dBm	-49.59 dB	-21.70 dB
-11.920 MHz	-10.920 MHz	300.000 kHz	7.08313 GHz	-62.92 dBm	-45.85 dB	-26.76 dB
10.920 MHz	11.920 MHz	300.000 kHz	7.10687 GHz	-54.19 dBm	-37.12 dB	-18.03 dB
11.920 MHz	21.840 MHz	300.000 kHz	7.10696 GHz	-54.66 dBm	-37.59 dB	-17.55 dB
21.840 MHz	32.760 MHz	300.000 kHz	7.12772 GHz	-66.48 dBm	-49.41 dB	-9.46 dB
32.760 MHz	43.680 MHz	300.000 kHz	7.13471 GHz	-66.26 dBm	-49.19 dB	-9.19 dB

EUT Mode :	802.11ax HE20 106RU

Plot on Channel 5955MHz

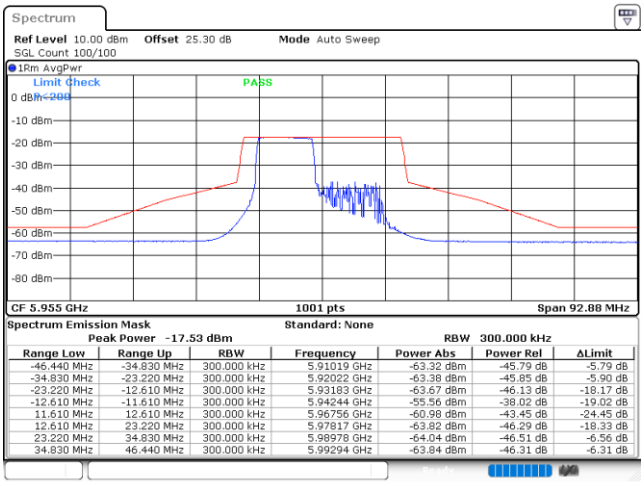

Spectrum Emission Mask Standard: None
Peak Power -17.53 dBm RBW 300.000 kHz

Range Low	Range Up	RBW	Frequency	Power Abs	Power Rel	ΔLimit
-46.440 MHz	-34.830 MHz	300.000 kHz	5.91019 GHz	-63.32 dBm	-45.79 dB	-5.79 dB
-34.830 MHz	-23.220 MHz	300.000 kHz	5.92022 GHz	-63.38 dBm	-45.85 dB	-5.90 dB
-23.220 MHz	-12.610 MHz	300.000 kHz	5.93183 GHz	-63.67 dBm	-46.13 dB	-18.17 dB
-12.610 MHz	-11.610 MHz	300.000 kHz	5.94244 GHz	-55.56 dBm	-38.02 dB	-19.02 dB
11.610 MHz	12.610 MHz	300.000 kHz	5.96756 GHz	-60.98 dBm	-43.45 dB	-24.45 dB
12.610 MHz	23.220 MHz	300.000 kHz	5.97817 GHz	-63.82 dBm	-46.29 dB	-18.33 dB
23.220 MHz	34.830 MHz	300.000 kHz	5.98978 GHz	-64.04 dBm	-46.51 dB	-6.56 dB
34.830 MHz	46.440 MHz	300.000 kHz	5.99294 GHz	-63.84 dBm	-46.31 dB	-6.31 dB

Date: 26.JUN.2023 22:29:46

Plot on Channel 6195MHz

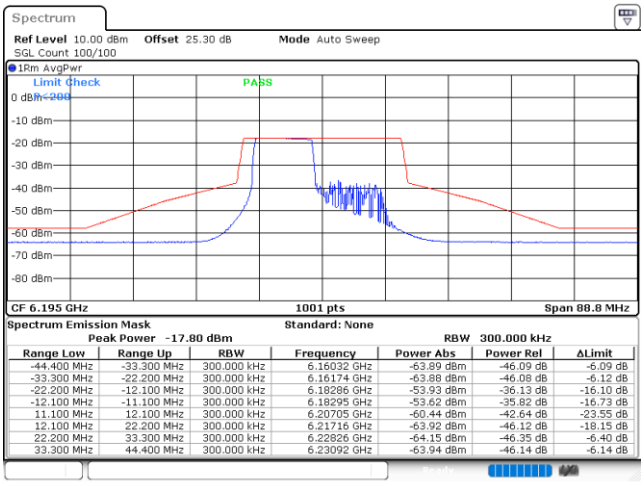

Spectrum Emission Mask Standard: None
Peak Power -17.80 dBm RBW 300.000 kHz

Range Low	Range Up	RBW	Frequency	Power Abs	Power Rel	ΔLimit
-44.400 MHz	-33.300 MHz	300.000 kHz	6.16032 GHz	-63.89 dBm	-46.09 dB	-6.09 dB
-33.300 MHz	-22.200 MHz	300.000 kHz	6.16174 GHz	-63.88 dBm	-46.08 dB	-6.12 dB
-22.200 MHz	-12.100 MHz	300.000 kHz	6.18286 GHz	-53.93 dBm	-36.13 dB	-16.10 dB
-12.100 MHz	-11.100 MHz	300.000 kHz	6.18295 GHz	-53.62 dBm	-35.82 dB	-16.73 dB
11.100 MHz	12.100 MHz	300.000 kHz	6.20705 GHz	-60.44 dBm	-42.64 dB	-23.55 dB
12.100 MHz	22.200 MHz	300.000 kHz	6.21716 GHz	-63.92 dBm	-46.12 dB	-18.15 dB
22.200 MHz	33.300 MHz	300.000 kHz	6.22826 GHz	-64.15 dBm	-46.35 dB	-6.40 dB
33.300 MHz	44.400 MHz	300.000 kHz	6.23092 GHz	-63.94 dBm	-46.14 dB	-6.14 dB

Date: 26.JUN.2023 21:33:51

Plot on Channel 6415MHz

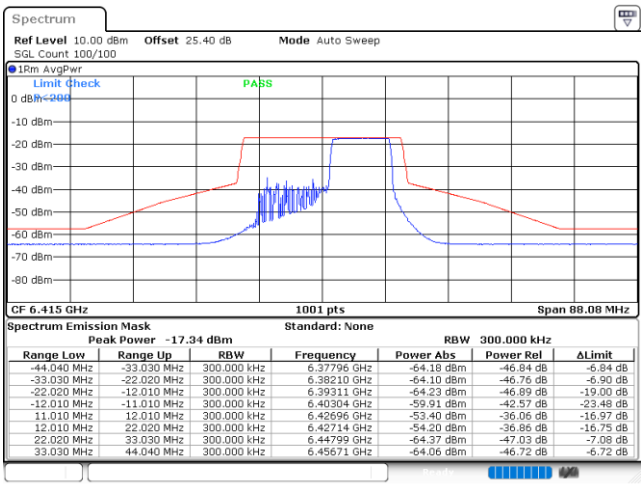

Spectrum Emission Mask Standard: None
Peak Power -17.34 dBm RBW 300.000 kHz

Range Low	Range Up	RBW	Frequency	Power Abs	Power Rel	ΔLimit
-44.040 MHz	-33.030 MHz	300.000 kHz	6.37796 GHz	-64.18 dBm	-46.84 dB	-6.84 dB
-33.030 MHz	-22.020 MHz	300.000 kHz	6.38210 GHz	-64.10 dBm	-46.76 dB	-6.90 dB
-22.020 MHz	-12.010 MHz	300.000 kHz	6.39311 GHz	-64.23 dBm	-46.89 dB	-19.00 dB
-12.010 MHz	-11.010 MHz	300.000 kHz	6.40304 GHz	-59.91 dBm	-42.57 dB	-23.48 dB
11.010 MHz	12.010 MHz	300.000 kHz	6.42696 GHz	-53.40 dBm	-36.06 dB	-16.97 dB
12.010 MHz	22.020 MHz	300.000 kHz	6.42714 GHz	-54.20 dBm	-36.86 dB	-16.75 dB
22.020 MHz	33.030 MHz	300.000 kHz	6.44799 GHz	-64.37 dBm	-47.03 dB	-7.08 dB
33.030 MHz	44.040 MHz	300.000 kHz	6.45671 GHz	-64.06 dBm	-46.72 dB	-6.72 dB

Date: 26.JUN.2023 22:04:40

Plot on Channel 6435MHz

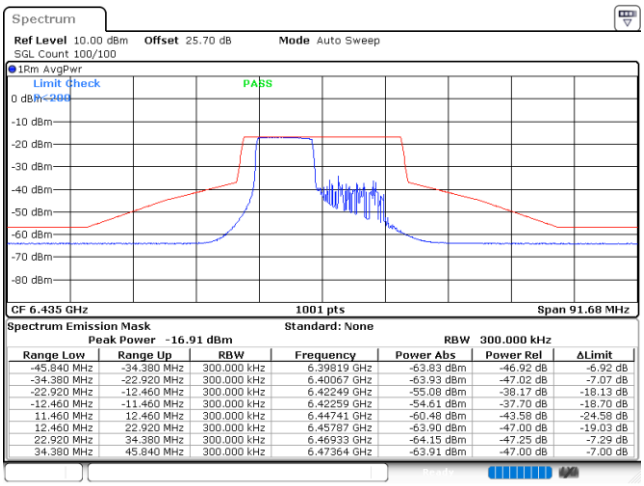

Spectrum Emission Mask Standard: None
Peak Power -16.91 dBm RBW 300.000 kHz

Range Low	Range Up	RBW	Frequency	Power Abs	Power Rel	ΔLimit
-45.840 MHz	-34.380 MHz	300.000 kHz	6.39819 GHz	-63.83 dBm	-46.92 dB	-6.92 dB
-34.380 MHz	-22.920 MHz	300.000 kHz	6.40067 GHz	-63.93 dBm	-47.02 dB	-7.07 dB
-22.920 MHz	-12.460 MHz	300.000 kHz	6.42249 GHz	-55.08 dBm	-38.17 dB	-18.13 dB
-12.460 MHz	-11.460 MHz	300.000 kHz	6.42259 GHz	-54.61 dBm	-37.70 dB	-18.70 dB
11.460 MHz	12.460 MHz	300.000 kHz	6.44741 GHz	-60.48 dBm	-43.58 dB	-24.58 dB
12.460 MHz	22.920 MHz	300.000 kHz	6.45787 GHz	-63.90 dBm	-47.00 dB	-19.03 dB
22.920 MHz	34.380 MHz	300.000 kHz	6.46933 GHz	-64.15 dBm	-47.25 dB	-7.29 dB
34.380 MHz	45.840 MHz	300.000 kHz	6.47364 GHz	-63.91 dBm	-47.00 dB	-7.00 dB

Date: 26.JUN.2023 22:48:04

Plot on Channel 6475MHz

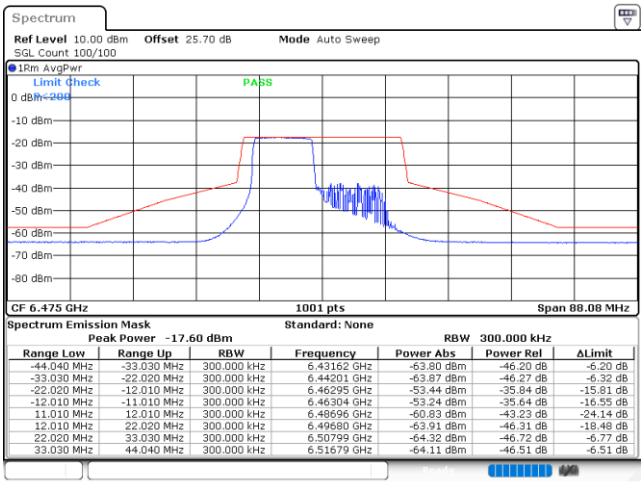

Spectrum Emission Mask Standard: None
Peak Power -17.60 dBm RBW 300.000 kHz

Range Low	Range Up	RBW	Frequency	Power Abs	Power Rel	ΔLimit
-44.040 MHz	-33.030 MHz	300.000 kHz	6.43162 GHz	-63.80 dBm	-46.20 dB	-6.20 dB
-33.030 MHz	-22.020 MHz	300.000 kHz	6.44201 GHz	-63.87 dBm	-46.27 dB	-6.32 dB
-22.020 MHz	-12.010 MHz	300.000 kHz	6.46295 GHz	-53.44 dBm	-35.84 dB	-15.81 dB
-12.010 MHz	-11.010 MHz	300.000 kHz	6.46304 GHz	-53.24 dBm	-35.64 dB	-16.55 dB
11.010 MHz	12.010 MHz	300.000 kHz	6.48696 GHz	-60.83 dBm	-43.23 dB	-24.14 dB
12.010 MHz	22.020 MHz	300.000 kHz	6.49680 GHz	-63.91 dBm	-46.31 dB	-18.48 dB
22.020 MHz	33.030 MHz	300.000 kHz	6.50799 GHz	-64.32 dBm	-46.72 dB	-6.77 dB
33.030 MHz	44.040 MHz	300.000 kHz	6.51679 GHz	-64.11 dBm	-46.51 dB	-6.51 dB

Date: 26.JUN.2023 23:09:30

Plot on Channel 6515MHz

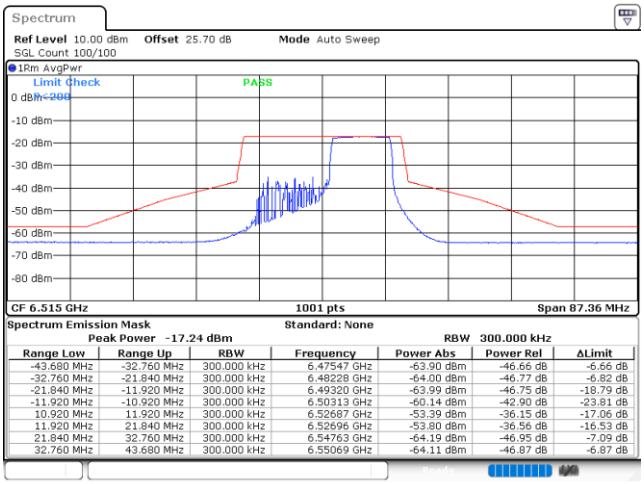

Spectrum Emission Mask Standard: None
Peak Power -17.24 dBm RBW 300.000 kHz

Range Low	Range Up	RBW	Frequency	Power Abs	Power Rel	ΔLimit
-43.680 MHz	-32.760 MHz	300.000 kHz	6.47547 GHz	-63.90 dBm	-46.66 dB	-6.66 dB
-32.760 MHz	-21.840 MHz	300.000 kHz	6.48228 GHz	-64.00 dBm	-46.77 dB	-6.82 dB
-21.840 MHz	-11.920 MHz	300.000 kHz	6.49320 GHz	-63.99 dBm	-46.75 dB	-18.79 dB
-11.920 MHz	-10.920 MHz	300.000 kHz	6.50313 GHz	-60.14 dBm	-42.90 dB	-23.81 dB
10.920 MHz	11.920 MHz	300.000 kHz	6.52687 GHz	-53.39 dBm	-36.15 dB	-17.06 dB
11.920 MHz	21.840 MHz	300.000 kHz	6.52696 GHz	-53.80 dBm	-36.56 dB	-16.53 dB
21.840 MHz	32.760 MHz	300.000 kHz	6.54763 GHz	-64.19 dBm	-46.95 dB	-7.09 dB
32.760 MHz	43.680 MHz	300.000 kHz	6.55069 GHz	-64.11 dBm	-46.87 dB	-6.87 dB

Date: 27.JUN.2023 01:12:40

Plot on Channel 6535MHz

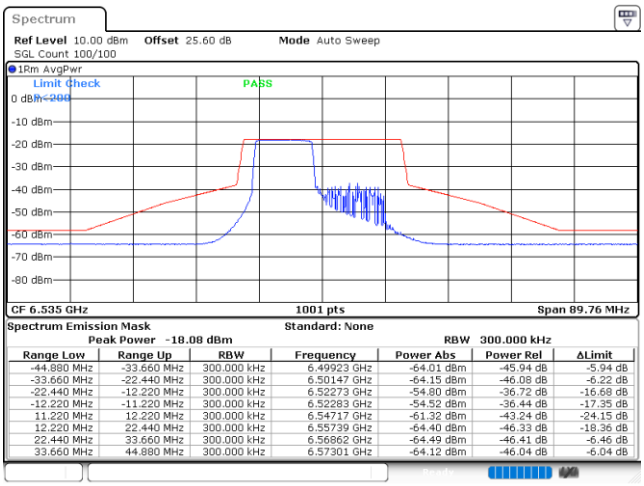

Spectrum Emission Mask Standard: None
Peak Power -18.08 dBm RBW 300.000 kHz

Range Low	Range Up	RBW	Frequency	Power Abs	Power Rel	ΔLimit
-44.880 MHz	-33.660 MHz	300.000 kHz	6.49923 GHz	-64.01 dBm	-45.94 dB	-5.94 dB
-33.660 MHz	-22.440 MHz	300.000 kHz	6.50147 GHz	-64.15 dBm	-46.08 dB	-6.22 dB
-22.440 MHz	-12.220 MHz	300.000 kHz	6.52273 GHz	-54.80 dBm	-36.72 dB	-16.68 dB
-12.220 MHz	-11.220 MHz	300.000 kHz	6.52283 GHz	-54.52 dBm	-36.44 dB	-17.35 dB
11.220 MHz	12.220 MHz	300.000 kHz	6.54717 GHz	-61.32 dBm	-43.24 dB	-24.15 dB
12.220 MHz	22.440 MHz	300.000 kHz	6.55739 GHz	-64.40 dBm	-46.33 dB	-18.36 dB
22.440 MHz	33.660 MHz	300.000 kHz	6.56862 GHz	-64.49 dBm	-46.41 dB	-6.46 dB
33.660 MHz	44.880 MHz	300.000 kHz	6.57301 GHz	-64.12 dBm	-46.04 dB	-6.04 dB

Date: 27.JUN.2023 00:14:18

Plot on Channel 6695MHz

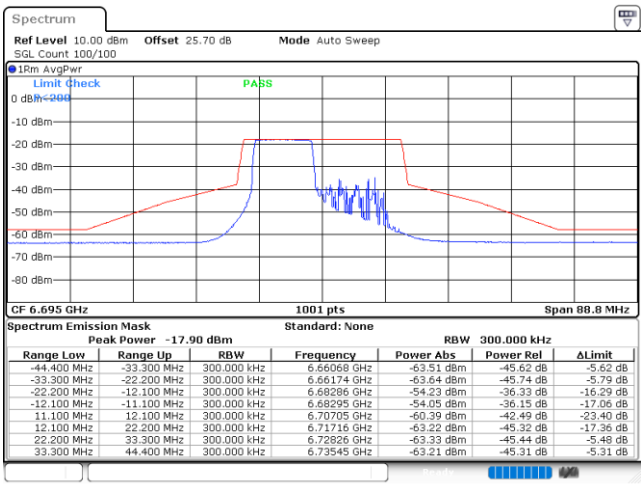

Spectrum Emission Mask Standard: None
Peak Power -17.90 dBm RBW 300.000 kHz

Range Low	Range Up	RBW	Frequency	Power Abs	Power Rel	ΔLimit
-44.400 MHz	-33.300 MHz	300.000 kHz	6.66068 GHz	-63.51 dBm	-45.62 dB	-5.62 dB
-33.300 MHz	-22.200 MHz	300.000 kHz	6.66174 GHz	-63.64 dBm	-45.74 dB	-5.79 dB
-22.200 MHz	-12.100 MHz	300.000 kHz	6.68286 GHz	-54.23 dBm	-36.33 dB	-16.29 dB
-12.100 MHz	-11.100 MHz	300.000 kHz	6.68295 GHz	-54.05 dBm	-36.15 dB	-17.06 dB
11.100 MHz	12.100 MHz	300.000 kHz	6.70705 GHz	-60.39 dBm	-42.49 dB	-23.40 dB
12.100 MHz	22.200 MHz	300.000 kHz	6.71716 GHz	-63.22 dBm	-45.32 dB	-17.36 dB
22.200 MHz	33.300 MHz	300.000 kHz	6.72826 GHz	-63.33 dBm	-45.44 dB	-5.48 dB
33.300 MHz	44.400 MHz	300.000 kHz	6.73545 GHz	-63.21 dBm	-45.31 dB	-5.31 dB

Date: 27.JUN.2023 00:29:34

Plot on Channel 6855MHz

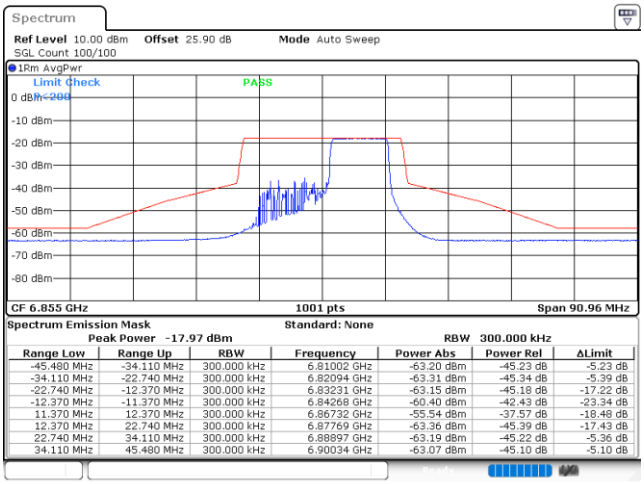

Spectrum Emission Mask Standard: None
Peak Power -17.97 dBm RBW 300.000 kHz

Range Low	Range Up	RBW	Frequency	Power Abs	Power Rel	ΔLimit
-45.480 MHz	-34.110 MHz	300.000 kHz	6.81002 GHz	-63.20 dBm	-45.23 dB	-5.23 dB
-34.110 MHz	-22.740 MHz	300.000 kHz	6.82094 GHz	-63.31 dBm	-45.34 dB	-5.39 dB
-22.740 MHz	-12.370 MHz	300.000 kHz	6.83231 GHz	-63.15 dBm	-45.18 dB	-17.22 dB
-12.370 MHz	-11.370 MHz	300.000 kHz	6.84268 GHz	-60.40 dBm	-42.43 dB	-23.34 dB
11.370 MHz	12.370 MHz	300.000 kHz	6.86732 GHz	-55.54 dBm	-37.57 dB	-18.48 dB
12.370 MHz	22.740 MHz	300.000 kHz	6.87769 GHz	-63.36 dBm	-45.39 dB	-17.43 dB
22.740 MHz	34.110 MHz	300.000 kHz	6.88897 GHz	-63.19 dBm	-45.22 dB	-5.36 dB
34.110 MHz	45.480 MHz	300.000 kHz	6.90034 GHz	-63.07 dBm	-45.10 dB	-5.10 dB

Date: 27.JUN.2023 00:56:06

Plot on Channel 6875MHz

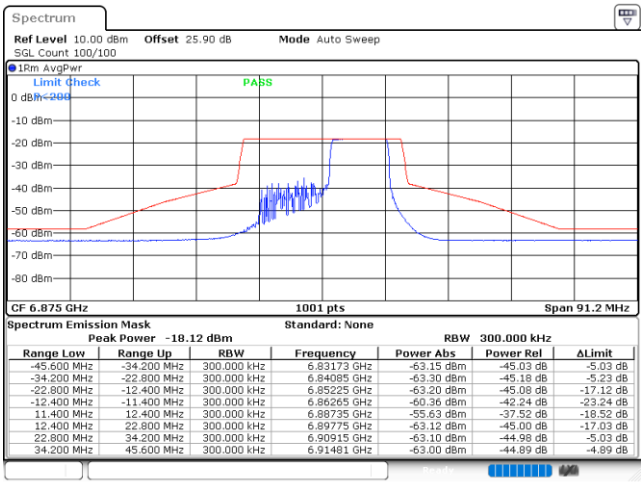

Spectrum Emission Mask Standard: None
Peak Power -18.12 dBm RBW 300.000 kHz

Range Low	Range Up	RBW	Frequency	Power Abs	Power Rel	ΔLimit
-45.600 MHz	-34.200 MHz	300.000 kHz	6.83173 GHz	-63.15 dBm	-45.03 dB	-5.03 dB
-34.200 MHz	-22.800 MHz	300.000 kHz	6.84085 GHz	-63.30 dBm	-45.18 dB	-5.23 dB
-22.800 MHz	-12.400 MHz	300.000 kHz	6.85225 GHz	-63.20 dBm	-45.08 dB	-17.12 dB
-12.400 MHz	-11.400 MHz	300.000 kHz	6.86265 GHz	-60.36 dBm	-42.24 dB	-23.24 dB
11.400 MHz	12.400 MHz	300.000 kHz	6.88735 GHz	-55.63 dBm	-37.52 dB	-18.52 dB
12.400 MHz	22.800 MHz	300.000 kHz	6.89775 GHz	-63.12 dBm	-45.00 dB	-17.03 dB
22.800 MHz	34.200 MHz	300.000 kHz	6.90915 GHz	-63.10 dBm	-44.98 dB	-5.03 dB
34.200 MHz	45.600 MHz	300.000 kHz	6.91481 GHz	-63.00 dBm	-44.89 dB	-4.89 dB

Date: 27.JUN.2023 01:16:25

Plot on Channel 6895MHz

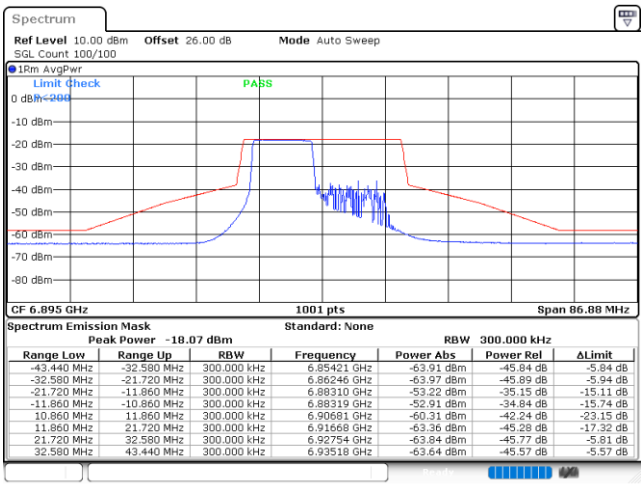

Spectrum Emission Mask Standard: None
Peak Power -18.07 dBm RBW 300.000 kHz

Range Low	Range Up	RBW	Frequency	Power Abs	Power Rel	ΔLimit
-43.440 MHz	-32.580 MHz	300.000 kHz	6.85421 GHz	-63.91 dBm	-45.84 dB	-5.84 dB
-32.580 MHz	-21.720 MHz	300.000 kHz	6.86246 GHz	-63.97 dBm	-45.89 dB	-5.94 dB
-21.720 MHz	-11.860 MHz	300.000 kHz	6.88310 GHz	-53.22 dBm	-35.15 dB	-15.11 dB
-11.860 MHz	-10.860 MHz	300.000 kHz	6.88319 GHz	-52.91 dBm	-34.84 dB	-15.74 dB
10.860 MHz	11.860 MHz	300.000 kHz	6.90681 GHz	-60.31 dBm	-42.24 dB	-23.15 dB
11.860 MHz	21.720 MHz	300.000 kHz	6.91668 GHz	-63.36 dBm	-45.28 dB	-17.32 dB
21.720 MHz	32.580 MHz	300.000 kHz	6.92754 GHz	-63.84 dBm	-45.77 dB	-5.81 dB
32.580 MHz	43.440 MHz	300.000 kHz	6.93518 GHz	-63.64 dBm	-45.57 dB	-5.57 dB

Date: 27.JUN.2023 09:53:55

Plot on Channel 6995MHz

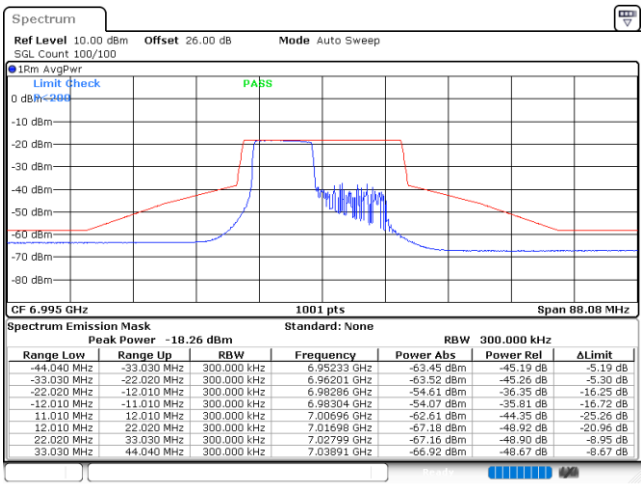

Spectrum Emission Mask Standard: None
Peak Power -18.26 dBm RBW 300.000 kHz

Range Low	Range Up	RBW	Frequency	Power Abs	Power Rel	ΔLimit
-44.040 MHz	-33.030 MHz	300.000 kHz	6.95233 GHz	-63.45 dBm	-45.19 dB	-5.19 dB
-33.030 MHz	-22.020 MHz	300.000 kHz	6.96201 GHz	-63.52 dBm	-45.26 dB	-5.30 dB
-22.020 MHz	-12.010 MHz	300.000 kHz	6.98286 GHz	-54.61 dBm	-36.35 dB	-16.25 dB
-12.010 MHz	-11.010 MHz	300.000 kHz	6.98304 GHz	-54.07 dBm	-35.81 dB	-16.72 dB
11.010 MHz	12.010 MHz	300.000 kHz	7.00696 GHz	-62.61 dBm	-44.35 dB	-25.26 dB
12.010 MHz	22.020 MHz	300.000 kHz	7.01698 GHz	-67.18 dBm	-48.92 dB	-20.96 dB
22.020 MHz	33.030 MHz	300.000 kHz	7.02799 GHz	-67.16 dBm	-48.90 dB	-8.95 dB
33.030 MHz	44.040 MHz	300.000 kHz	7.03891 GHz	-66.92 dBm	-48.67 dB	-8.67 dB

Date: 27.JUN.2023 10:30:34

Plot on Channel 7095MHz

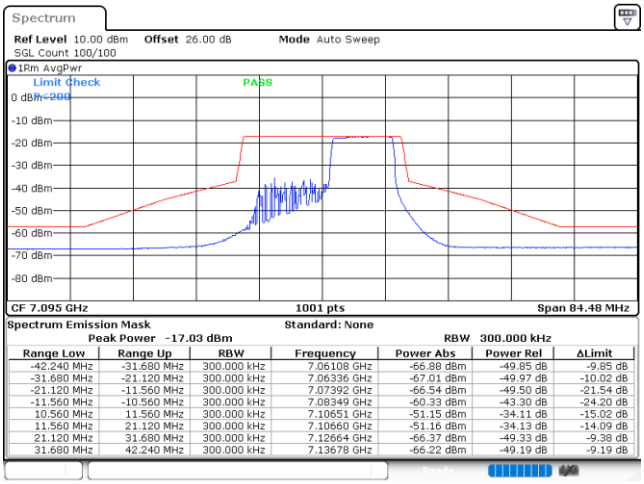

Range Low	Range Up	RBW	Frequency	Power Abs	Power Rel	ΔLimit
-42.240 MHz	-31.680 MHz	300.000 kHz	7.06108 GHz	-66.88 dBm	-49.85 dB	-9.85 dB
-31.680 MHz	-21.120 MHz	300.000 kHz	7.06336 GHz	-67.01 dBm	-49.97 dB	-10.02 dB
-21.120 MHz	-11.560 MHz	300.000 kHz	7.07392 GHz	-66.54 dBm	-49.50 dB	-21.54 dB
-11.560 MHz	-10.560 MHz	300.000 kHz	7.08349 GHz	-60.33 dBm	-43.30 dB	-24.20 dB
10.560 MHz	11.560 MHz	300.000 kHz	7.10651 GHz	-51.15 dBm	-34.11 dB	-15.02 dB
11.560 MHz	21.120 MHz	300.000 kHz	7.10660 GHz	-51.16 dBm	-34.13 dB	-14.09 dB
21.120 MHz	31.680 MHz	300.000 kHz	7.12664 GHz	-66.37 dBm	-49.33 dB	-9.38 dB
31.680 MHz	42.240 MHz	300.000 kHz	7.13678 GHz	-66.22 dBm	-49.19 dB	-9.19 dB

EUT Mode :	802.11ax HE40 Full RU

Plot on Channel 5965MHz

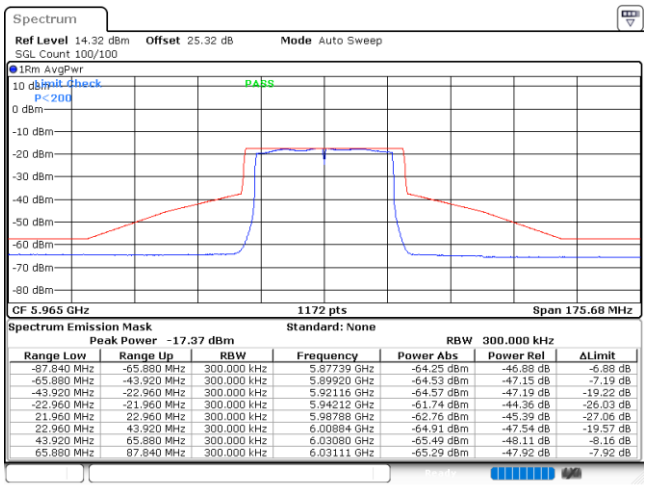

Range Low	Range Up	RBW	Frequency	Power Abs	Power Rel	ΔLimit
-87.840 MHz	-65.880 MHz	300.000 kHz	5.87739 GHz	-64.25 dBm	-46.88 dB	-6.88 dB
-65.880 MHz	-43.920 MHz	300.000 kHz	5.89920 GHz	-64.53 dBm	-47.15 dB	-7.19 dB
-43.920 MHz	-22.960 MHz	300.000 kHz	5.92116 GHz	-64.57 dBm	-47.19 dB	-19.22 dB
-22.960 MHz	-21.960 MHz	300.000 kHz	5.94212 GHz	-61.74 dBm	-44.36 dB	-26.03 dB
21.960 MHz	22.960 MHz	300.000 kHz	5.98788 GHz	-62.76 dBm	-45.39 dB	-27.06 dB
22.960 MHz	43.920 MHz	300.000 kHz	6.00884 GHz	-64.91 dBm	-47.54 dB	-19.57 dB
43.920 MHz	65.880 MHz	300.000 kHz	6.03080 GHz	-65.49 dBm	-48.11 dB	-8.16 dB
65.880 MHz	87.840 MHz	300.000 kHz	6.03111 GHz	-65.29 dBm	-47.92 dB	-7.92 dB

Date: 24.JUN.2023 02:04:13

Plot on Channel 6205MHz

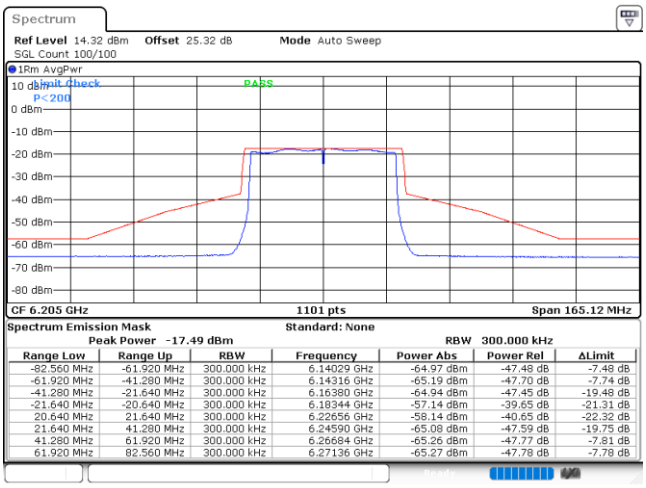

Range Low	Range Up	RBW	Frequency	Power Abs	Power Rel	ΔLimit
-82.560 MHz	-61.920 MHz	300.000 kHz	6.14029 GHz	-64.97 dBm	-47.48 dB	-7.48 dB
-61.920 MHz	-41.280 MHz	300.000 kHz	6.14316 GHz	-65.19 dBm	-47.70 dB	-7.74 dB
-41.280 MHz	-21.640 MHz	300.000 kHz	6.16380 GHz	-64.94 dBm	-47.45 dB	-19.48 dB
-21.640 MHz	-20.640 MHz	300.000 kHz	6.18344 GHz	-57.14 dBm	-39.65 dB	-21.31 dB
20.640 MHz	21.640 MHz	300.000 kHz	6.22656 GHz	-58.14 dBm	-40.65 dB	-22.32 dB
21.640 MHz	41.280 MHz	300.000 kHz	6.24590 GHz	-65.08 dBm	-47.59 dB	-19.75 dB
41.280 MHz	61.920 MHz	300.000 kHz	6.26684 GHz	-65.26 dBm	-47.77 dB	-7.81 dB
61.920 MHz	82.560 MHz	300.000 kHz	6.27136 GHz	-65.27 dBm	-47.78 dB	-7.78 dB

Date: 24.JUN.2023 02:12:38

Plot on Channel 6405MHz

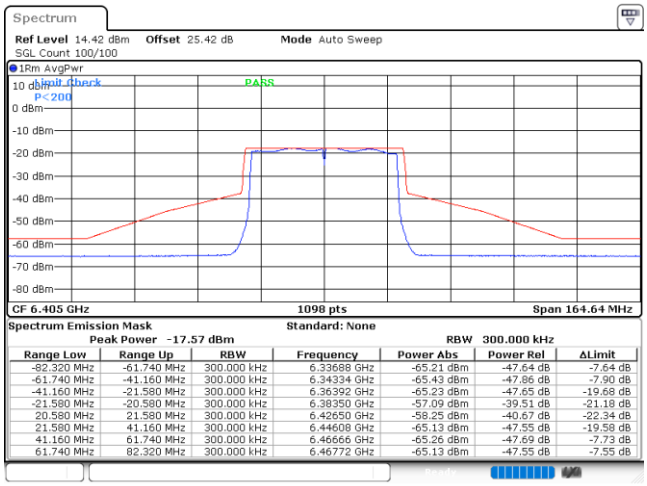

Range Low	Range Up	RBW	Frequency	Power Abs	Power Rel	ΔLimit
-82.320 MHz	-61.740 MHz	300.000 kHz	6.33688 GHz	-65.21 dBm	-47.64 dB	-7.64 dB
-61.740 MHz	-41.160 MHz	300.000 kHz	6.34334 GHz	-65.43 dBm	-47.86 dB	-7.90 dB
-41.160 MHz	-21.580 MHz	300.000 kHz	6.36392 GHz	-65.23 dBm	-47.65 dB	-19.68 dB
-21.580 MHz	-20.580 MHz	300.000 kHz	6.38350 GHz	-57.09 dBm	-39.51 dB	-21.18 dB
20.580 MHz	21.580 MHz	300.000 kHz	6.42650 GHz	-58.25 dBm	-40.67 dB	-22.34 dB
21.580 MHz	41.160 MHz	300.000 kHz	6.44608 GHz	-65.13 dBm	-47.55 dB	-19.58 dB
41.160 MHz	61.740 MHz	300.000 kHz	6.46666 GHz	-65.26 dBm	-47.69 dB	-7.73 dB
61.740 MHz	82.320 MHz	300.000 kHz	6.46772 GHz	-65.13 dBm	-47.55 dB	-7.55 dB

Date: 24.JUN.2023 02:19:16

Plot on Channel 6445MHz

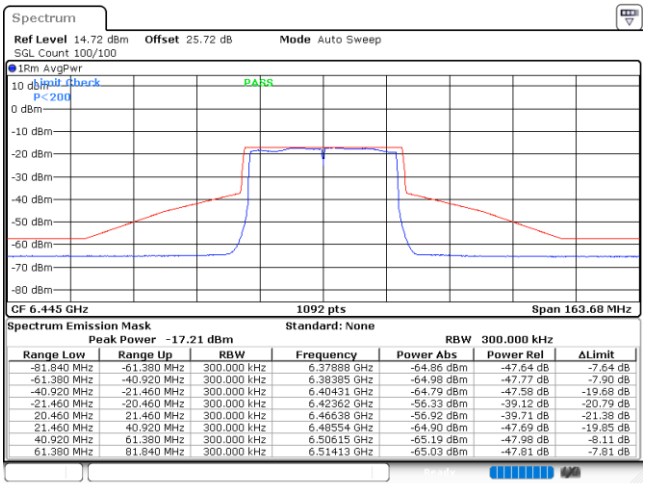

Range Low	Range Up	RBW	Frequency	Power Abs	Power Rel	ΔLimit
-81.840 MHz	-61.380 MHz	300.000 kHz	6.37888 GHz	-64.86 dBm	-47.64 dB	-7.64 dB
-61.380 MHz	-40.920 MHz	300.000 kHz	6.38385 GHz	-64.98 dBm	-47.77 dB	-7.90 dB
-40.920 MHz	-21.460 MHz	300.000 kHz	6.40431 GHz	-64.79 dBm	-47.58 dB	-19.68 dB
-21.460 MHz	-20.460 MHz	300.000 kHz	6.42362 GHz	-56.33 dBm	-39.12 dB	-20.79 dB
20.460 MHz	21.460 MHz	300.000 kHz	6.46638 GHz	-56.92 dBm	-39.71 dB	-21.38 dB
21.460 MHz	40.920 MHz	300.000 kHz	6.48554 GHz	-64.90 dBm	-47.69 dB	-19.85 dB
40.920 MHz	61.380 MHz	300.000 kHz	6.50615 GHz	-65.19 dBm	-47.98 dB	-8.11 dB
61.380 MHz	81.840 MHz	300.000 kHz	6.51413 GHz	-65.03 dBm	-47.81 dB	-7.81 dB

Date: 24.JUN.2023 03:12:29

Plot on Channel 6485MHz

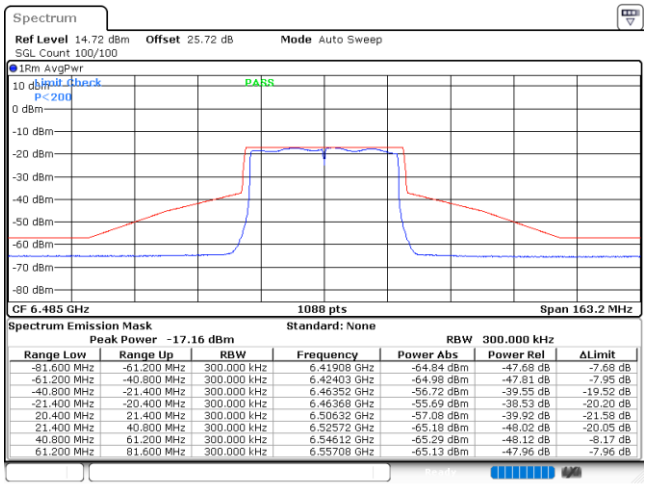

Spectrum Emission Mask Standard: None
Peak Power -17.16 dBm RBW 300.000 kHz

Range Low	Range Up	RBW	Frequency	Power Abs	Power Rel	ΔLimit
-81.600 MHz	-61.200 MHz	300.000 kHz	6.41908 GHz	-64.84 dBm	-47.68 dB	-7.68 dB
-61.200 MHz	-40.800 MHz	300.000 kHz	6.42403 GHz	-64.98 dBm	-47.81 dB	-7.95 dB
-40.800 MHz	-21.400 MHz	300.000 kHz	6.46352 GHz	-56.72 dBm	-39.55 dB	-19.52 dB
-21.400 MHz	-20.400 MHz	300.000 kHz	6.46368 GHz	-55.69 dBm	-38.53 dB	-20.20 dB
20.400 MHz	21.400 MHz	300.000 kHz	6.50632 GHz	-57.08 dBm	-39.92 dB	-21.58 dB
21.400 MHz	40.800 MHz	300.000 kHz	6.52572 GHz	-65.18 dBm	-48.02 dB	-20.05 dB
40.800 MHz	61.200 MHz	300.000 kHz	6.54612 GHz	-65.29 dBm	-48.12 dB	-8.17 dB
61.200 MHz	81.600 MHz	300.000 kHz	6.55708 GHz	-65.13 dBm	-47.96 dB	-7.96 dB

Date: 24.JUN.2023 03:19:10

Plot on Channel 6525MHz

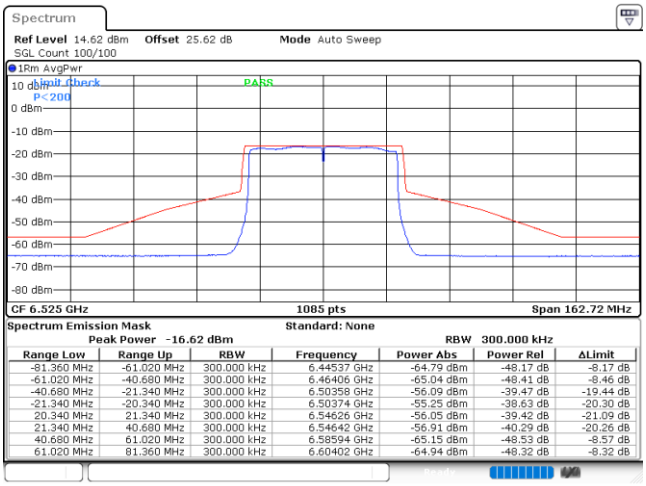

Spectrum Emission Mask Standard: None
Peak Power -16.62 dBm RBW 300.000 kHz

Range Low	Range Up	RBW	Frequency	Power Abs	Power Rel	ΔLimit
-81.360 MHz	-61.020 MHz	300.000 kHz	6.44537 GHz	-64.79 dBm	-48.17 dB	-8.17 dB
-61.020 MHz	-40.680 MHz	300.000 kHz	6.46406 GHz	-65.04 dBm	-48.41 dB	-8.46 dB
-40.680 MHz	-21.340 MHz	300.000 kHz	6.50358 GHz	-56.09 dBm	-39.47 dB	-19.44 dB
-21.340 MHz	-20.340 MHz	300.000 kHz	6.50374 GHz	-55.25 dBm	-38.63 dB	-20.30 dB
20.340 MHz	21.340 MHz	300.000 kHz	6.54626 GHz	-56.05 dBm	-39.42 dB	-21.09 dB
21.340 MHz	40.680 MHz	300.000 kHz	6.54642 GHz	-56.91 dBm	-40.29 dB	-20.26 dB
40.680 MHz	61.020 MHz	300.000 kHz	6.58594 GHz	-65.15 dBm	-48.53 dB	-8.57 dB
61.020 MHz	81.360 MHz	300.000 kHz	6.60402 GHz	-64.94 dBm	-48.32 dB	-8.32 dB

Date: 24.JUN.2023 03:28:58

Plot on Channel 6565MHz

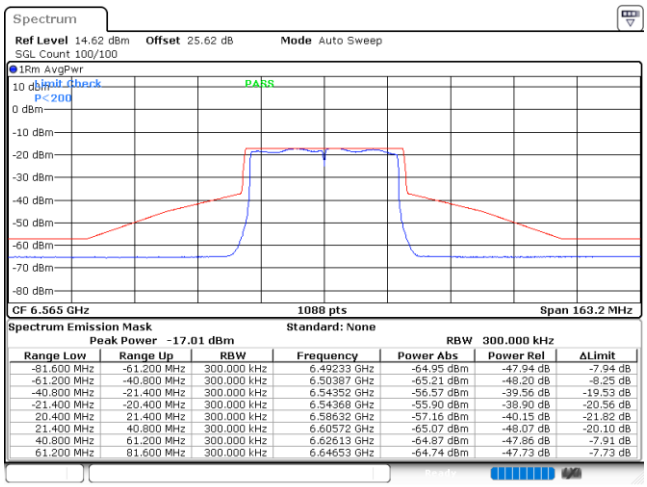

Spectrum Emission Mask Standard: None
Peak Power -17.01 dBm RBW 300.000 kHz

Range Low	Range Up	RBW	Frequency	Power Abs	Power Rel	ΔLimit
-81.600 MHz	-61.200 MHz	300.000 kHz	6.49233 GHz	-64.95 dBm	-47.94 dB	-7.94 dB
-61.200 MHz	-40.800 MHz	300.000 kHz	6.50387 GHz	-65.21 dBm	-48.20 dB	-8.25 dB
-40.800 MHz	-21.400 MHz	300.000 kHz	6.54352 GHz	-56.57 dBm	-39.56 dB	-19.53 dB
-21.400 MHz	-20.400 MHz	300.000 kHz	6.54368 GHz	-55.90 dBm	-38.90 dB	-20.56 dB
20.400 MHz	21.400 MHz	300.000 kHz	6.58632 GHz	-57.16 dBm	-40.15 dB	-21.82 dB
21.400 MHz	40.800 MHz	300.000 kHz	6.60572 GHz	-65.07 dBm	-48.07 dB	-20.10 dB
40.800 MHz	61.200 MHz	300.000 kHz	6.62613 GHz	-64.87 dBm	-47.86 dB	-7.91 dB
61.200 MHz	81.600 MHz	300.000 kHz	6.64653 GHz	-64.74 dBm	-47.73 dB	-7.73 dB

Date: 24.JUN.2023 03:39:28

Plot on Channel 6685MHz

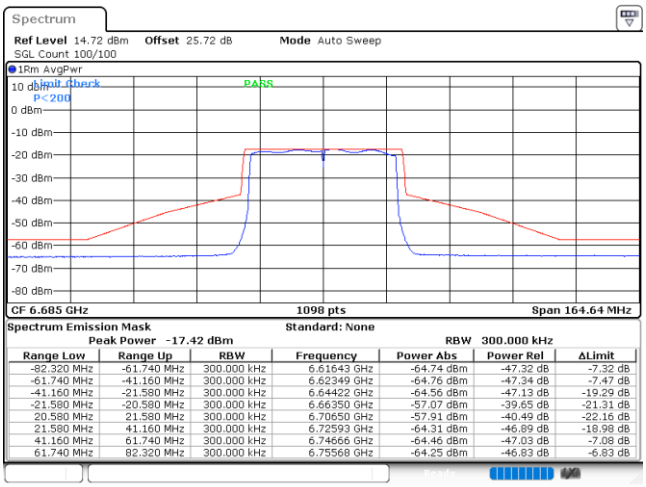

Spectrum Emission Mask Standard: None
Peak Power -17.42 dBm RBW 300.000 kHz

Range Low	Range Up	RBW	Frequency	Power Abs	Power Rel	ΔLimit
-82.320 MHz	-61.740 MHz	300.000 kHz	6.61643 GHz	-64.74 dBm	-47.32 dB	-7.32 dB
-61.740 MHz	-41.160 MHz	300.000 kHz	6.62349 GHz	-64.76 dBm	-47.34 dB	-7.47 dB
-41.160 MHz	-21.580 MHz	300.000 kHz	6.64422 GHz	-64.56 dBm	-47.13 dB	-19.29 dB
-21.580 MHz	-20.580 MHz	300.000 kHz	6.66350 GHz	-57.07 dBm	-39.65 dB	-21.31 dB
20.580 MHz	21.580 MHz	300.000 kHz	6.70650 GHz	-57.91 dBm	-40.49 dB	-22.16 dB
21.580 MHz	41.160 MHz	300.000 kHz	6.72593 GHz	-64.31 dBm	-46.89 dB	-18.98 dB
41.160 MHz	61.740 MHz	300.000 kHz	6.74666 GHz	-64.46 dBm	-47.03 dB	-7.08 dB
61.740 MHz	82.320 MHz	300.000 kHz	6.75568 GHz	-64.25 dBm	-46.83 dB	-6.83 dB

Date: 24.JUN.2023 03:47:30

Plot on Channel 6845MHz

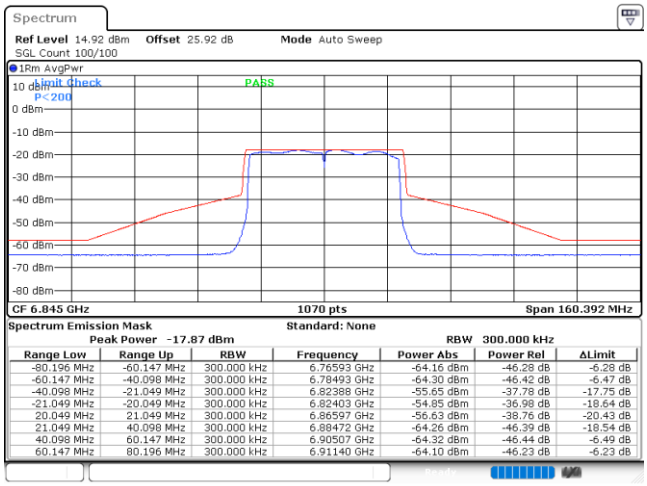

Spectrum Emission Mask Standard: None
Peak Power -17.87 dBm RBW 300.000 kHz

Range Low	Range Up	RBW	Frequency	Power Abs	Power Rel	ΔLimit
-80.196 MHz	-60.147 MHz	300.000 kHz	6.76593 GHz	-64.16 dBm	-46.28 dB	-6.28 dB
-60.147 MHz	-40.098 MHz	300.000 kHz	6.78493 GHz	-64.30 dBm	-46.42 dB	-6.47 dB
-40.098 MHz	-21.049 MHz	300.000 kHz	6.82388 GHz	-55.65 dBm	-37.78 dB	-17.75 dB
-21.049 MHz	-20.049 MHz	300.000 kHz	6.82403 GHz	-54.85 dBm	-36.98 dB	-18.64 dB
20.049 MHz	21.049 MHz	300.000 kHz	6.86597 GHz	-56.63 dBm	-38.76 dB	-20.43 dB
21.049 MHz	40.098 MHz	300.000 kHz	6.88472 GHz	-64.26 dBm	-46.39 dB	-18.54 dB
40.098 MHz	60.147 MHz	300.000 kHz	6.90507 GHz	-64.32 dBm	-46.44 dB	-6.49 dB
60.147 MHz	80.196 MHz	300.000 kHz	6.91140 GHz	-64.10 dBm	-46.23 dB	-6.23 dB

Date: 24.JUN.2023 04:09:28

Plot on Channel 6885MHz

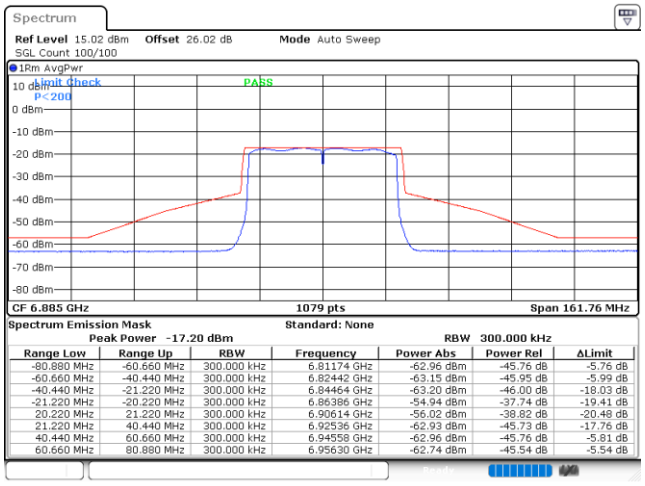

Spectrum Emission Mask Standard: None
Peak Power -17.20 dBm RBW 300.000 kHz

Range Low	Range Up	RBW	Frequency	Power Abs	Power Rel	ΔLimit
-80.880 MHz	-60.660 MHz	300.000 kHz	6.81174 GHz	-62.96 dBm	-45.76 dB	-5.76 dB
-60.660 MHz	-40.440 MHz	300.000 kHz	6.82442 GHz	-63.15 dBm	-45.95 dB	-5.99 dB
-40.440 MHz	-21.220 MHz	300.000 kHz	6.84464 GHz	-63.20 dBm	-46.00 dB	-18.03 dB
-21.220 MHz	-20.220 MHz	300.000 kHz	6.86386 GHz	-54.94 dBm	-37.74 dB	-19.41 dB
20.220 MHz	21.220 MHz	300.000 kHz	6.90614 GHz	-56.02 dBm	-38.82 dB	-20.48 dB
21.220 MHz	40.440 MHz	300.000 kHz	6.92536 GHz	-62.93 dBm	-45.73 dB	-17.76 dB
40.440 MHz	60.660 MHz	300.000 kHz	6.94558 GHz	-62.96 dBm	-45.76 dB	-5.81 dB
60.660 MHz	80.880 MHz	300.000 kHz	6.95630 GHz	-62.74 dBm	-45.54 dB	-5.54 dB

Date: 26.JUN.2023 15:29:08

Plot on Channel 6925MHz

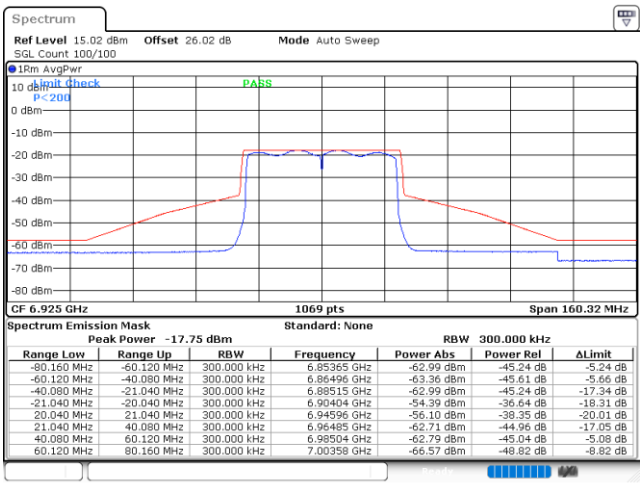

Spectrum Emission Mask Standard: None
Peak Power -17.75 dBm RBW 300.000 kHz

Range Low	Range Up	RBW	Frequency	Power Abs	Power Rel	ΔLimit
-80.160 MHz	-60.120 MHz	300.000 kHz	6.85365 GHz	-62.99 dBm	-45.24 dB	-5.24 dB
-60.120 MHz	-40.080 MHz	300.000 kHz	6.86496 GHz	-63.36 dBm	-45.61 dB	-5.66 dB
-40.080 MHz	-21.040 MHz	300.000 kHz	6.88515 GHz	-62.99 dBm	-45.24 dB	-17.34 dB
-21.040 MHz	-20.040 MHz	300.000 kHz	6.90404 GHz	-54.39 dBm	-36.64 dB	-18.31 dB
20.040 MHz	21.040 MHz	300.000 kHz	6.94596 GHz	-56.10 dBm	-38.35 dB	-20.01 dB
21.040 MHz	40.080 MHz	300.000 kHz	6.96485 GHz	-62.71 dBm	-44.96 dB	-17.05 dB
40.080 MHz	60.120 MHz	300.000 kHz	6.98504 GHz	-62.79 dBm	-45.04 dB	-5.08 dB
60.120 MHz	80.160 MHz	300.000 kHz	7.00358 GHz	-66.57 dBm	-48.82 dB	-8.82 dB

Date: 26.JUN.2023 15:59:45

Plot on Channel 7005MHz

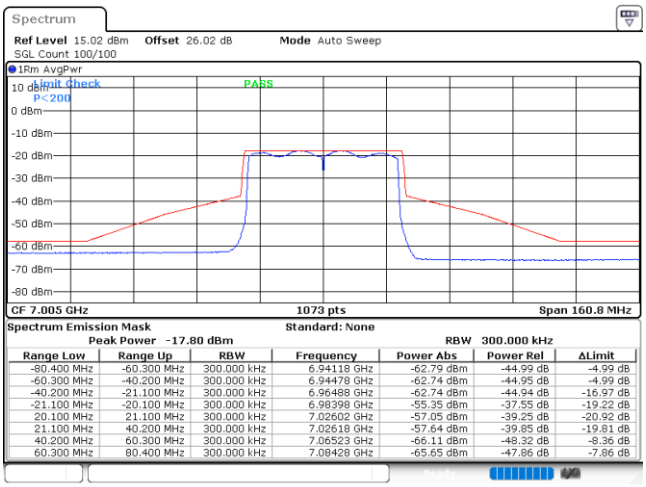

Spectrum Emission Mask Standard: None
Peak Power -17.80 dBm RBW 300.000 kHz

Range Low	Range Up	RBW	Frequency	Power Abs	Power Rel	ΔLimit
-80.400 MHz	-60.300 MHz	300.000 kHz	6.94118 GHz	-62.79 dBm	-44.99 dB	-4.99 dB
-60.300 MHz	-40.200 MHz	300.000 kHz	6.94478 GHz	-62.74 dBm	-44.95 dB	-4.99 dB
-40.200 MHz	-21.100 MHz	300.000 kHz	6.96488 GHz	-62.74 dBm	-44.94 dB	-16.97 dB
-21.100 MHz	-20.100 MHz	300.000 kHz	6.98398 GHz	-55.35 dBm	-37.55 dB	-19.22 dB
20.100 MHz	21.100 MHz	300.000 kHz	7.02602 GHz	-57.05 dBm	-39.25 dB	-20.92 dB
21.100 MHz	40.200 MHz	300.000 kHz	7.02618 GHz	-57.64 dBm	-39.85 dB	-19.81 dB
40.200 MHz	60.300 MHz	300.000 kHz	7.06523 GHz	-66.11 dBm	-48.32 dB	-8.36 dB
60.300 MHz	80.400 MHz	300.000 kHz	7.08428 GHz	-65.65 dBm	-47.86 dB	-7.86 dB

Date: 26.JUN.2023 16:05:34

Plot on Channel 7085MHz

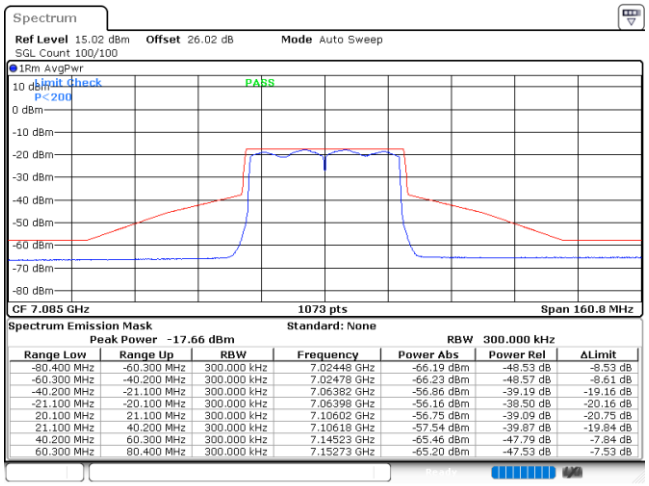

Spectrum Emission Mask Standard: None

Peak Power -17.66 dBm RBW 300.000 kHz

Range Low	Range Up	RBW	Frequency	Power Abs	Power Rel	ΔLimit
-80.400 MHz	-60.300 MHz	300.000 kHz	7.02448 GHz	-66.19 dBm	-48.53 dB	-8.53 dB
-60.300 MHz	-40.200 MHz	300.000 kHz	7.02478 GHz	-66.23 dBm	-48.57 dB	-8.61 dB
-40.200 MHz	-21.100 MHz	300.000 kHz	7.06382 GHz	-56.86 dBm	-39.19 dB	-19.16 dB
-21.100 MHz	-20.100 MHz	300.000 kHz	7.06398 GHz	-56.16 dBm	-38.50 dB	-20.16 dB
20.100 MHz	21.100 MHz	300.000 kHz	7.10602 GHz	-56.75 dBm	-39.09 dB	-20.75 dB
21.100 MHz	40.200 MHz	300.000 kHz	7.10618 GHz	-57.54 dBm	-39.87 dB	-19.84 dB
40.200 MHz	60.300 MHz	300.000 kHz	7.14523 GHz	-65.46 dBm	-47.79 dB	-7.84 dB
60.300 MHz	80.400 MHz	300.000 kHz	7.15273 GHz	-65.20 dBm	-47.53 dB	-7.53 dB

Date: 26.JUN.2023 16:20:08

EUT Mode :	802.11ax HE80 Full RU

Plot on Channel 5985MHz

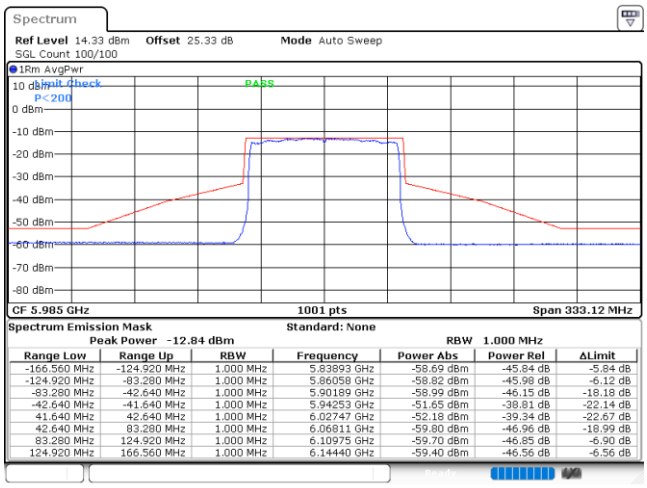

Spectrum Emission Mask Standard: None
Peak Power -12.84 dBm RBW 1.000 MHz

Range Low	Range Up	RBW	Frequency	Power Abs	Power Rel	ΔLimit
-166.560 MHz	-124.920 MHz	1.000 MHz	5.83893 GHz	-58.69 dBm	-45.84 dB	-5.84 dB
-124.920 MHz	-83.280 MHz	1.000 MHz	5.86058 GHz	-58.82 dBm	-45.98 dB	-6.12 dB
-83.280 MHz	-42.640 MHz	1.000 MHz	5.90189 GHz	-58.99 dBm	-46.15 dB	-18.18 dB
-42.640 MHz	-41.640 MHz	1.000 MHz	5.94253 GHz	-51.65 dBm	-38.81 dB	-22.14 dB
41.640 MHz	42.640 MHz	1.000 MHz	6.02747 GHz	-52.18 dBm	-39.34 dB	-22.67 dB
42.640 MHz	83.280 MHz	1.000 MHz	6.06811 GHz	-59.80 dBm	-46.96 dB	-18.99 dB
83.280 MHz	124.920 MHz	1.000 MHz	6.10975 GHz	-59.70 dBm	-46.85 dB	-6.90 dB
124.920 MHz	166.560 MHz	1.000 MHz	6.14440 GHz	-59.40 dBm	-46.56 dB	-6.56 dB

Date: 23.JUN.2023 23:37:17

Plot on Channel 6225MHz

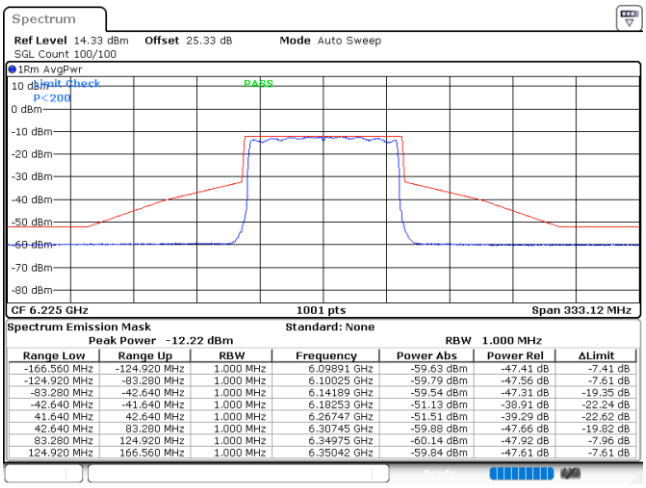

Spectrum Emission Mask Standard: None
Peak Power -12.22 dBm RBW 1.000 MHz

Range Low	Range Up	RBW	Frequency	Power Abs	Power Rel	ΔLimit
-166.560 MHz	-124.920 MHz	1.000 MHz	6.09891 GHz	-59.63 dBm	-47.41 dB	-7.41 dB
-124.920 MHz	-83.280 MHz	1.000 MHz	6.10025 GHz	-59.79 dBm	-47.56 dB	-7.61 dB
-83.280 MHz	-42.640 MHz	1.000 MHz	6.14189 GHz	-59.54 dBm	-47.31 dB	-19.35 dB
-42.640 MHz	-41.640 MHz	1.000 MHz	6.18253 GHz	-51.13 dBm	-38.91 dB	-22.24 dB
41.640 MHz	42.640 MHz	1.000 MHz	6.26747 GHz	-51.51 dBm	-39.29 dB	-22.62 dB
42.640 MHz	83.280 MHz	1.000 MHz	6.30745 GHz	-59.88 dBm	-47.66 dB	-19.82 dB
83.280 MHz	124.920 MHz	1.000 MHz	6.34975 GHz	-60.14 dBm	-47.92 dB	-7.96 dB
124.920 MHz	166.560 MHz	1.000 MHz	6.35042 GHz	-59.84 dBm	-47.61 dB	-7.61 dB

Date: 23.JUN.2023 23:53:29

Plot on Channel 6385MHz

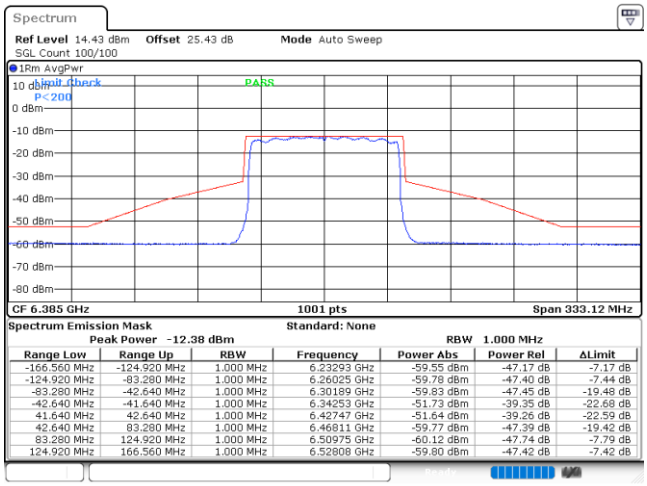

Spectrum Emission Mask Standard: None
Peak Power -12.38 dBm RBW 1.000 MHz

Range Low	Range Up	RBW	Frequency	Power Abs	Power Rel	ΔLimit
-166.560 MHz	-124.920 MHz	1.000 MHz	6.23293 GHz	-59.55 dBm	-47.17 dB	-7.17 dB
-124.920 MHz	-83.280 MHz	1.000 MHz	6.26025 GHz	-59.78 dBm	-47.40 dB	-7.44 dB
-83.280 MHz	-42.640 MHz	1.000 MHz	6.30189 GHz	-59.83 dBm	-47.45 dB	-19.48 dB
-42.640 MHz	-41.640 MHz	1.000 MHz	6.34253 GHz	-51.73 dBm	-39.35 dB	-22.68 dB
41.640 MHz	42.640 MHz	1.000 MHz	6.42747 GHz	-51.64 dBm	-39.26 dB	-22.59 dB
42.640 MHz	83.280 MHz	1.000 MHz	6.46811 GHz	-59.77 dBm	-47.39 dB	-19.42 dB
83.280 MHz	124.920 MHz	1.000 MHz	6.50975 GHz	-60.12 dBm	-47.74 dB	-7.79 dB
124.920 MHz	166.560 MHz	1.000 MHz	6.52808 GHz	-59.80 dBm	-47.42 dB	-7.42 dB

Date: 24.JUN.2023 00:00:05

Plot on Channel 6465MHz

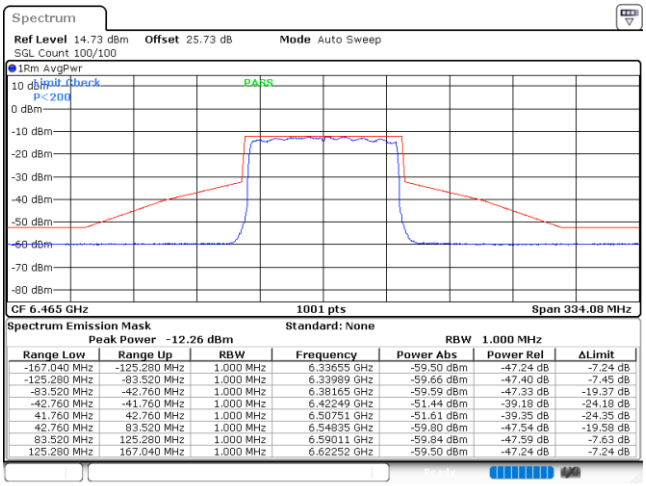

Spectrum Emission Mask Standard: None
Peak Power -12.26 dBm RBW 1.000 MHz

Range Low	Range Up	RBW	Frequency	Power Abs	Power Rel	ΔLimit
-167.040 MHz	-125.280 MHz	1.000 MHz	6.33655 GHz	-59.50 dBm	-47.24 dB	-7.24 dB
-125.280 MHz	-83.520 MHz	1.000 MHz	6.33989 GHz	-59.66 dBm	-47.40 dB	-7.45 dB
-83.520 MHz	-42.760 MHz	1.000 MHz	6.38165 GHz	-59.59 dBm	-47.33 dB	-19.37 dB
-42.760 MHz	-41.760 MHz	1.000 MHz	6.42249 GHz	-51.44 dBm	-39.18 dB	-24.18 dB
41.760 MHz	42.760 MHz	1.000 MHz	6.50751 GHz	-51.61 dBm	-39.35 dB	-24.35 dB
42.760 MHz	83.520 MHz	1.000 MHz	6.54835 GHz	-59.80 dBm	-47.54 dB	-19.58 dB
83.520 MHz	125.280 MHz	1.000 MHz	6.59011 GHz	-59.84 dBm	-47.59 dB	-7.63 dB
125.280 MHz	167.040 MHz	1.000 MHz	6.62252 GHz	-59.50 dBm	-47.24 dB	-7.24 dB

Date: 24.JUN.2023 00:05:50

Plot on Channel 6545MHz

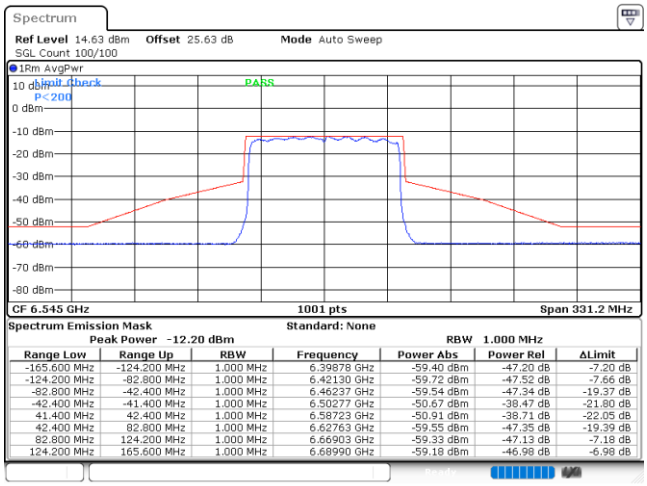

Spectrum Emission Mask Standard: None
Peak Power -12.20 dBm RBW 1.000 MHz

Range Low	Range Up	RBW	Frequency	Power Abs	Power Rel	ΔLimit
-165.600 MHz	-124.200 MHz	1.000 MHz	6.39878 GHz	-59.40 dBm	-47.20 dB	-7.20 dB
-124.200 MHz	-82.800 MHz	1.000 MHz	6.42130 GHz	-59.72 dBm	-47.52 dB	-7.66 dB
-82.800 MHz	-42.400 MHz	1.000 MHz	6.46237 GHz	-59.54 dBm	-47.34 dB	-19.37 dB
-42.400 MHz	-41.400 MHz	1.000 MHz	6.50277 GHz	-50.67 dBm	-38.47 dB	-21.80 dB
41.400 MHz	42.400 MHz	1.000 MHz	6.58723 GHz	-50.91 dBm	-38.71 dB	-22.05 dB
42.400 MHz	82.800 MHz	1.000 MHz	6.62763 GHz	-59.55 dBm	-47.35 dB	-19.39 dB
82.800 MHz	124.200 MHz	1.000 MHz	6.66903 GHz	-59.33 dBm	-47.13 dB	-7.18 dB
124.200 MHz	165.600 MHz	1.000 MHz	6.68990 GHz	-59.18 dBm	-46.98 dB	-6.98 dB

Date: 24.JUN.2023 00:13:12

Plot on Channel 6625MHz

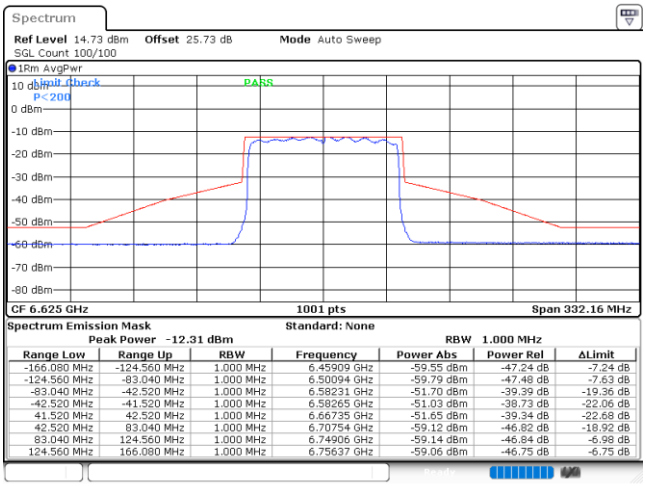

Spectrum Emission Mask Standard: None
Peak Power -12.31 dBm RBW 1.000 MHz

Range Low	Range Up	RBW	Frequency	Power Abs	Power Rel	ΔLimit
-166.080 MHz	-124.560 MHz	1.000 MHz	6.45909 GHz	-59.55 dBm	-47.24 dB	-7.24 dB
-124.560 MHz	-83.040 MHz	1.000 MHz	6.50094 GHz	-59.79 dBm	-47.48 dB	-7.63 dB
-83.040 MHz	-42.520 MHz	1.000 MHz	6.58231 GHz	-51.70 dBm	-39.39 dB	-19.36 dB
-42.520 MHz	-41.520 MHz	1.000 MHz	6.58265 GHz	-51.03 dBm	-38.73 dB	-22.06 dB
41.520 MHz	42.520 MHz	1.000 MHz	6.66735 GHz	-51.65 dBm	-39.34 dB	-22.68 dB
42.520 MHz	83.040 MHz	1.000 MHz	6.70754 GHz	-59.12 dBm	-46.82 dB	-18.92 dB
83.040 MHz	124.560 MHz	1.000 MHz	6.74906 GHz	-59.14 dBm	-46.84 dB	-6.98 dB
124.560 MHz	166.080 MHz	1.000 MHz	6.75637 GHz	-59.06 dBm	-46.75 dB	-6.75 dB

Date: 24.JUN.2023 00:19:57

Plot on Channel 6705MHz

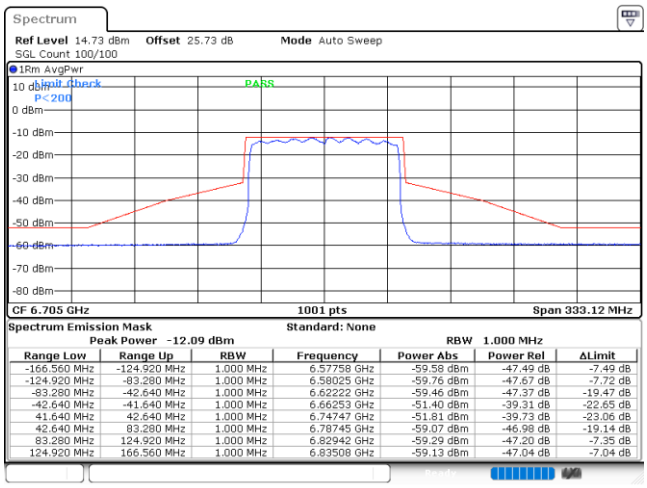

Spectrum Emission Mask Standard: None
Peak Power -12.09 dBm RBW 1.000 MHz

Range Low	Range Up	RBW	Frequency	Power Abs	Power Rel	ΔLimit
-166.560 MHz	-124.920 MHz	1.000 MHz	6.57758 GHz	-59.58 dBm	-47.49 dB	-7.49 dB
-124.920 MHz	-83.280 MHz	1.000 MHz	6.58025 GHz	-59.76 dBm	-47.67 dB	-7.72 dB
-83.280 MHz	-42.640 MHz	1.000 MHz	6.62222 GHz	-59.46 dBm	-47.37 dB	-19.47 dB
-42.640 MHz	-41.640 MHz	1.000 MHz	6.66253 GHz	-51.40 dBm	-39.31 dB	-22.65 dB
41.640 MHz	42.640 MHz	1.000 MHz	6.74747 GHz	-51.81 dBm	-39.73 dB	-23.06 dB
42.640 MHz	83.280 MHz	1.000 MHz	6.78745 GHz	-59.07 dBm	-46.98 dB	-19.14 dB
83.280 MHz	124.920 MHz	1.000 MHz	6.82942 GHz	-59.29 dBm	-47.20 dB	-7.35 dB
124.920 MHz	166.560 MHz	1.000 MHz	6.83508 GHz	-59.13 dBm	-47.04 dB	-7.04 dB

Date: 24.JUN.2023 00:29:10

Plot on Channel 6785MHz

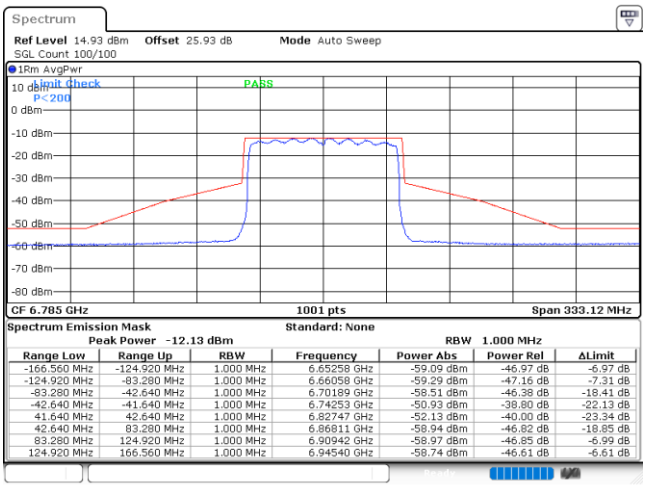

Spectrum Emission Mask Standard: None
Peak Power -12.13 dBm RBW 1.000 MHz

Range Low	Range Up	RBW	Frequency	Power Abs	Power Rel	ΔLimit
-166.560 MHz	-124.920 MHz	1.000 MHz	6.65258 GHz	-59.09 dBm	-46.97 dB	-6.97 dB
-124.920 MHz	-83.280 MHz	1.000 MHz	6.66058 GHz	-59.29 dBm	-47.16 dB	-7.31 dB
-83.280 MHz	-42.640 MHz	1.000 MHz	6.70189 GHz	-58.51 dBm	-46.38 dB	-18.41 dB
-42.640 MHz	-41.640 MHz	1.000 MHz	6.74253 GHz	-50.93 dBm	-38.80 dB	-22.13 dB
41.640 MHz	42.640 MHz	1.000 MHz	6.82747 GHz	-52.13 dBm	-40.00 dB	-23.34 dB
42.640 MHz	83.280 MHz	1.000 MHz	6.86811 GHz	-58.94 dBm	-46.82 dB	-18.85 dB
83.280 MHz	124.920 MHz	1.000 MHz	6.90942 GHz	-58.97 dBm	-46.85 dB	-6.99 dB
124.920 MHz	166.560 MHz	1.000 MHz	6.94540 GHz	-58.74 dBm	-46.61 dB	-6.61 dB

Date: 24.JUN.2023 00:37:20