Standard:	FCC Part 15.407	Test Distance:	3m
Test item:	Harmonic	Power:	AC 120V/60Hz
Frequency:	(DTS+NII)	Temp.(℃)/Hum.(%RH):	26(℃)/60%RH
Mode:	Simultaneous Transmitting	Date:	12/16/2016
Ant.Polar.:	Horizontal		
Description:	Antenna:M6060060P23602NB+C059-510347-A		

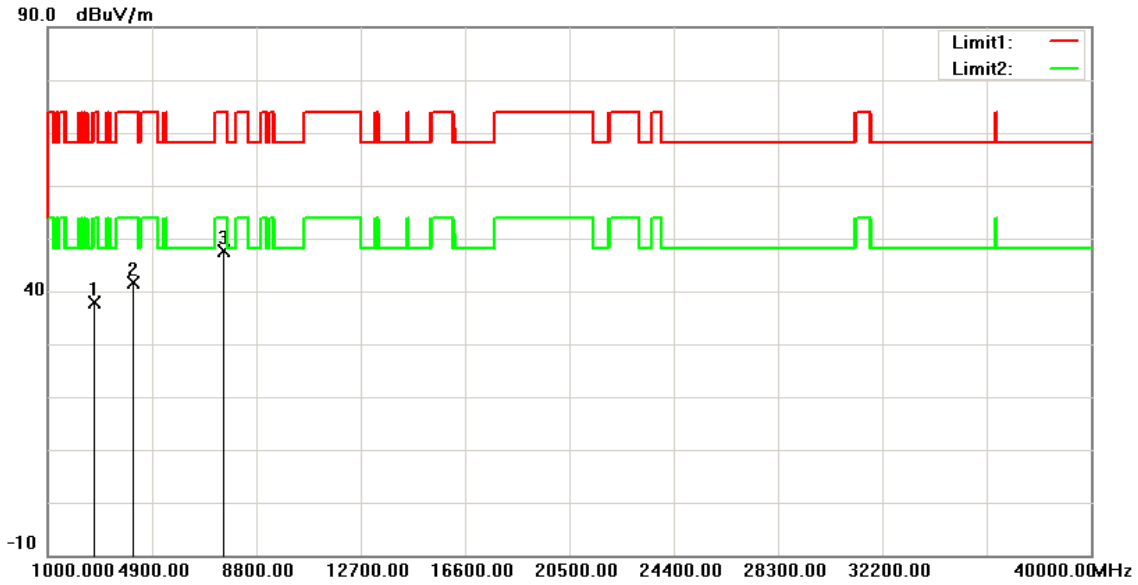

No.	Frequency (MHz)	Reading (dBuV)	Correct Factor (dB/m)	Result (dBuV/m)	Limit (dBuV/m)	Margin (dB)	Remark
1	2751.000	51.54	-13.69	37.85	74.00	-36.15	peak
2	4213.000	51.24	-9.68	41.56	74.00	-32.44	peak
3	7579.000	47.57	0.13	47.70	74.00	-26.30	peak

Note:1.Result (dBuV/m) = Correct Factor (dB/m) + Reading(dBuV).

2.Correction factor (dB/m) = Antenna Factor (dB/m) + Cable loss (dB) – Pre-Amplifier gain (dB).

3. When the peak results are less than average limit, so not need to evaluate the average.

Standard:	FCC Part 15.407	Test Distance:	3m
Test item:	Harmonic	Power:	AC 120V/60Hz
Frequency:	(DTS+NII)	Temp.(℃)/Hum.(%RH):	26(℃)/60%RH
Mode:	Simultaneous Transmitting	Date:	12/16/2016
Ant.Polar.:	Vertical		
Description:	Antenna:M6060060P23602NB+C059-510347-A		

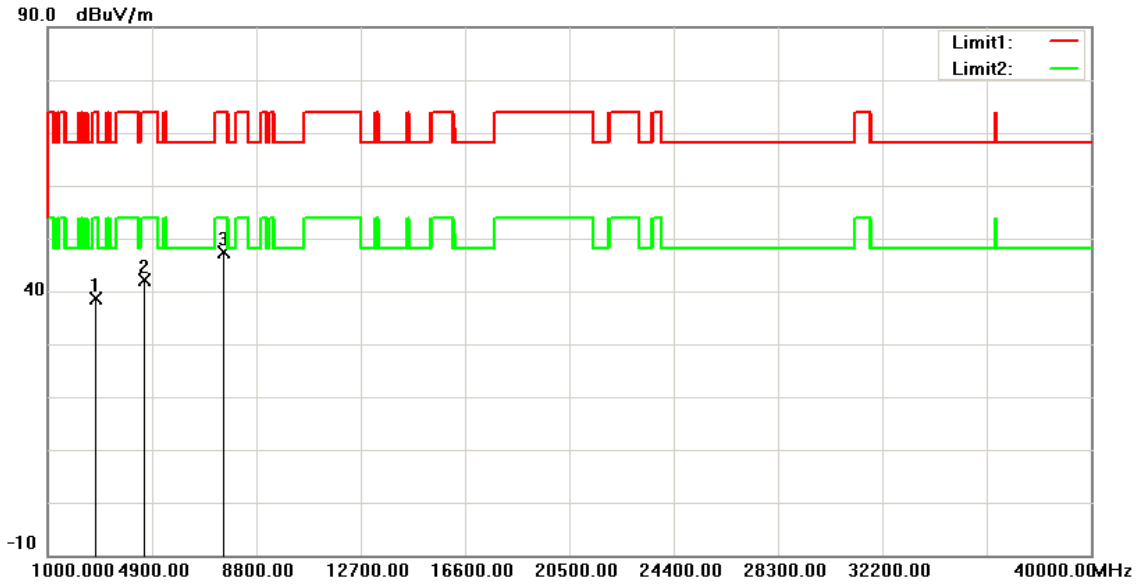

No.	Frequency (MHz)	Reading (dBuV)	Correct Factor (dB/m)	Result (dBuV/m)	Limit (dBuV/m)	Margin (dB)	Remark
1	2785.000	52.14	-13.60	38.54	74.00	-35.46	peak
2	4621.000	50.63	-8.58	42.05	74.00	-31.95	peak
3	7562.000	47.20	0.09	47.29	74.00	-26.71	peak

Note:1.Result (dBuV/m) = Correct Factor (dB/m) + Reading(dBuV).

2.Correction factor (dB/m) = Antenna Factor (dB/m) + Cable loss (dB) – Pre-Amplifier gain (dB).

3. When the peak results are less than average limit, so not need to evaluate the average.

Standard:	FCC Part 15.407	Test Distance:	3m
Test item:	Harmonic	Power:	AC 120V/60Hz
Frequency:	(DTS+NII)	Temp.(℃)/Hum.(%RH):	26(℃)/60%RH
Mode:	Simultaneous Transmitting	Date:	01/07/2017
Ant.Polar.:	Horizontal		
Description:	Antenna: SAA04-22008A+C059-510347-A		

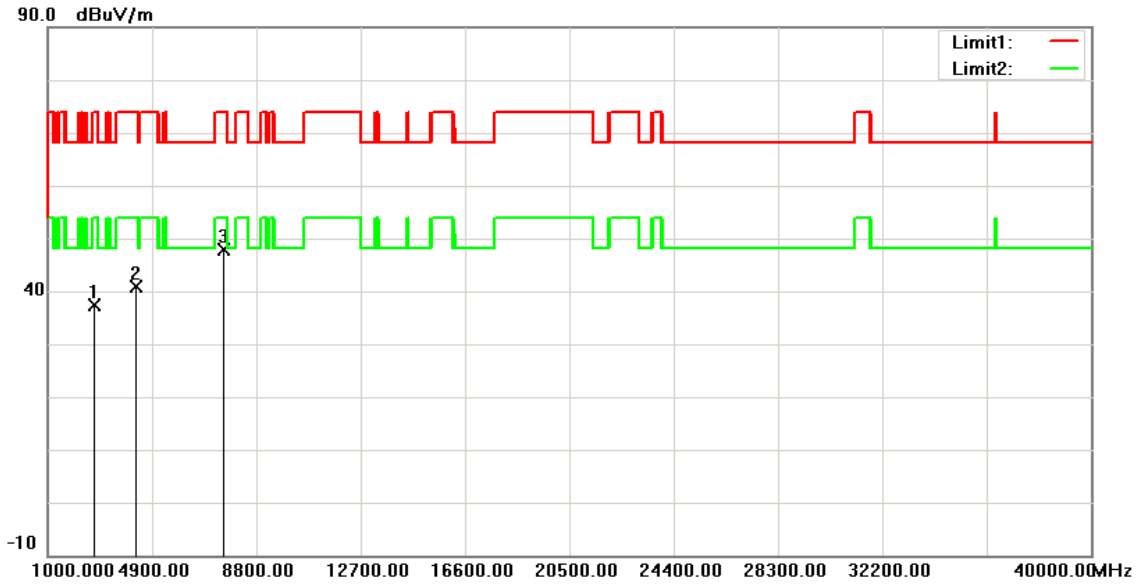

No.	Frequency (MHz)	Reading (dBuV)	Correct Factor (dB/m)	Result (dBuV/m)	Limit (dBuV/m)	Margin (dB)	Remark
1	2751.000	50.99	-13.69	37.30	74.00	-36.70	peak
2	4281.000	50.45	-9.50	40.95	74.00	-33.05	peak
3	7562.000	47.74	0.09	47.83	74.00	-26.17	peak

Note:1.Result (dBuV/m) = Correct Factor (dB/m) + Reading(dBuV).

2.Correction factor (dB/m) = Antenna Factor (dB/m) + Cable loss (dB) – Pre-Amplifier gain (dB).

3. When the peak results are less than average limit, so not need to evaluate the average.

Standard:	FCC Part 15.407	Test Distance:	3m
Test item:	Harmonic	Power:	AC 120V/60Hz
Frequency:	(DTS+NII)	Temp.(℃)/Hum.(%RH):	26(℃)/60%RH
Mode:	Simultaneous Transmitting	Date:	01/07/2017
Ant.Polar.:	Vertical		
Description:	Antenna: SAA04-22008A+C059-510347-A		

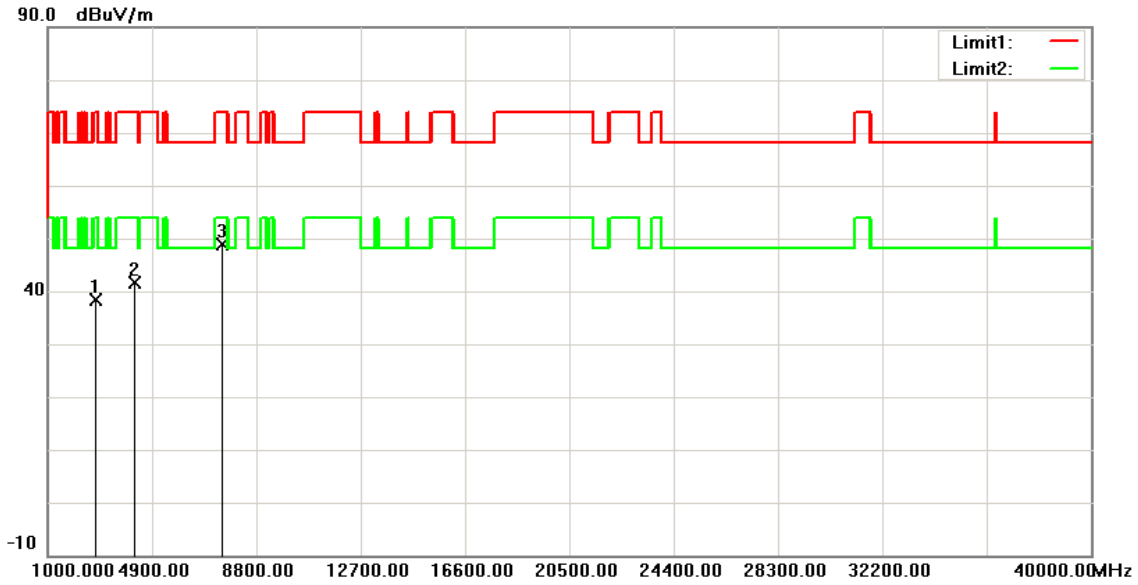

No.	Frequency (MHz)	Reading (dBuV)	Correct Factor (dB/m)	Result (dBuV/m)	Limit (dBuV/m)	Margin (dB)	Remark
1	2802.000	51.83	-13.57	38.26	74.00	-35.74	peak
2	4230.000	51.26	-9.64	41.62	74.00	-32.38	peak
3	7545.000	48.83	0.04	48.87	74.00	-25.13	peak

Note:1.Result (dBuV/m) = Correct Factor (dB/m) + Reading(dBuV).

2.Correction factor (dB/m) = Antenna Factor (dB/m) + Cable loss (dB) – Pre-Amplifier gain (dB).

3. When the peak results are less than average limit, so not need to evaluate the average.

Band Edge

Module : QCA9984 (EW-7955MAC)

Standard:	FCC PART 15.407	Test Distance:	3m
Test item:	Band edge	Power:	AC 110V/60Hz
Frequency:	5260MHz	Temp.(℃)/Hum.(%RH):	26(℃)/60%RH
Mode:	Mode 2	Date:	12/02/2016
Ant.Polar.:	Horizontal		
Description:	Antenna:M6060060P23602NB		

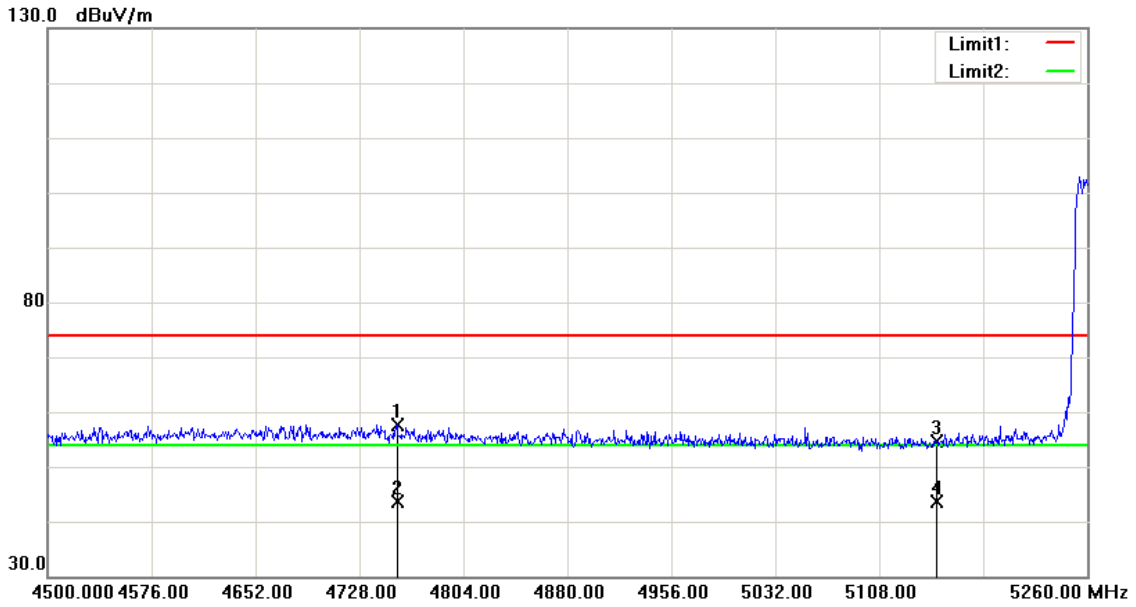

No.	Frequency (MHz)	Reading (dBuV)	Correct Factor (dB/m)	Result (dBuV/m)	Limit (dBuV/m)	Margin (dB)	Remark
1	4755.360	50.42	7.26	57.68	74.00	-16.32	peak
2	4755.360	36.37	7.26	43.63	54.00	-10.37	AVG
3	5150.000	46.36	8.25	54.61	74.00	-19.39	peak
4	5150.000	35.40	8.25	43.65	54.00	-10.35	AVG

Note:1.Result (dBuV/m) = Correct Factor (dB/m) + Reading(dBuV).

2.Correction factor (dB/m) = Antenna Factor (dB/m) + Cable loss (dB) – Pre-Amplifier gain (dB).

3. When the peak results are less than average limit, so not need to evaluate the average.

Standard:	FCC PART 15.407	Test Distance:	3m
Test item:	Band edge	Power:	AC 110V/60Hz
Frequency:	5260MHz	Temp.(℃)/Hum.(%RH):	26(℃)/60%RH
Mode:	Mode 2	Date:	12/02/2016
Ant.Polar.:	Vertical		
Description:	Antenna:M6060060P23602NB		

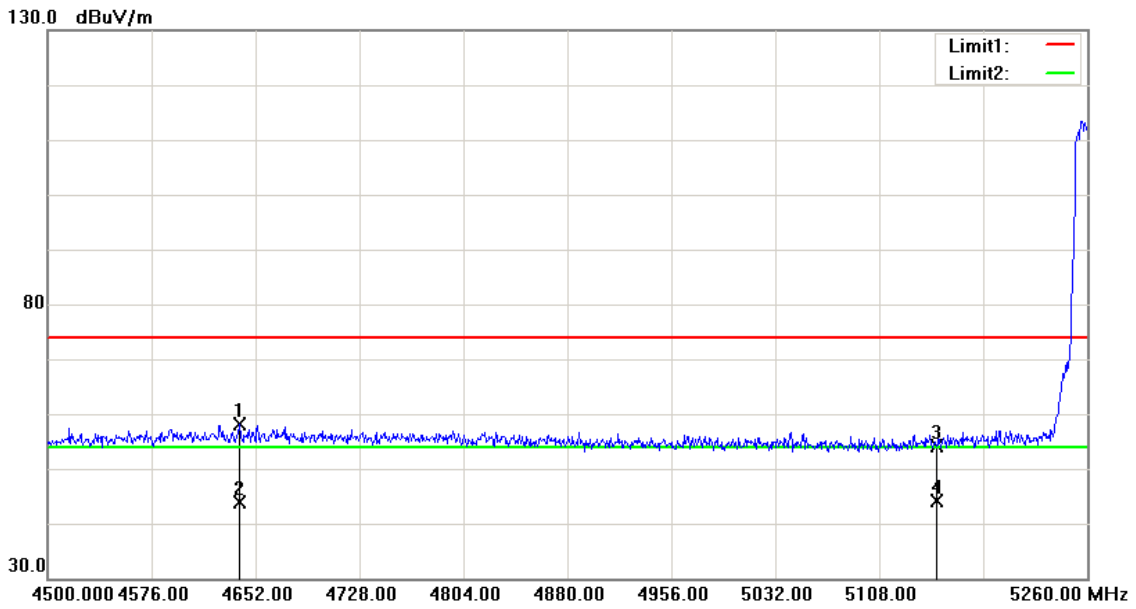

No.	Frequency (MHz)	Reading (dBuV)	Correct Factor (dB/m)	Result (dBuV/m)	Limit (dBuV/m)	Margin (dB)	Remark
1	4639.840	51.36	6.86	58.22	74.00	-15.78	peak
2	4639.840	36.90	6.86	43.76	54.00	-10.24	AVG
3	5150.000	46.00	8.25	54.25	74.00	-19.75	peak
4	5150.000	35.86	8.25	44.11	54.00	-9.89	AVG

Note:1.Result (dBuV/m) = Correct Factor (dB/m) + Reading(dBuV).

2.Correction factor (dB/m) = Antenna Factor (dB/m) + Cable loss (dB) – Pre-Amplifier gain (dB).

3. When the peak results are less than average limit, so not need to evaluate the average.

Standard:	FCC PART 15.407	Test Distance:	3m
Test item:	Band edge	Power:	AC 110V/60Hz
Frequency:	5280MHz	Temp.(℃)/Hum.(%RH):	26(℃)/60%RH
Mode:	Mode 2	Date:	12/02/2016
Ant.Polar.:	Horizontal		
Description:	Antenna:M6060060P23602NB		

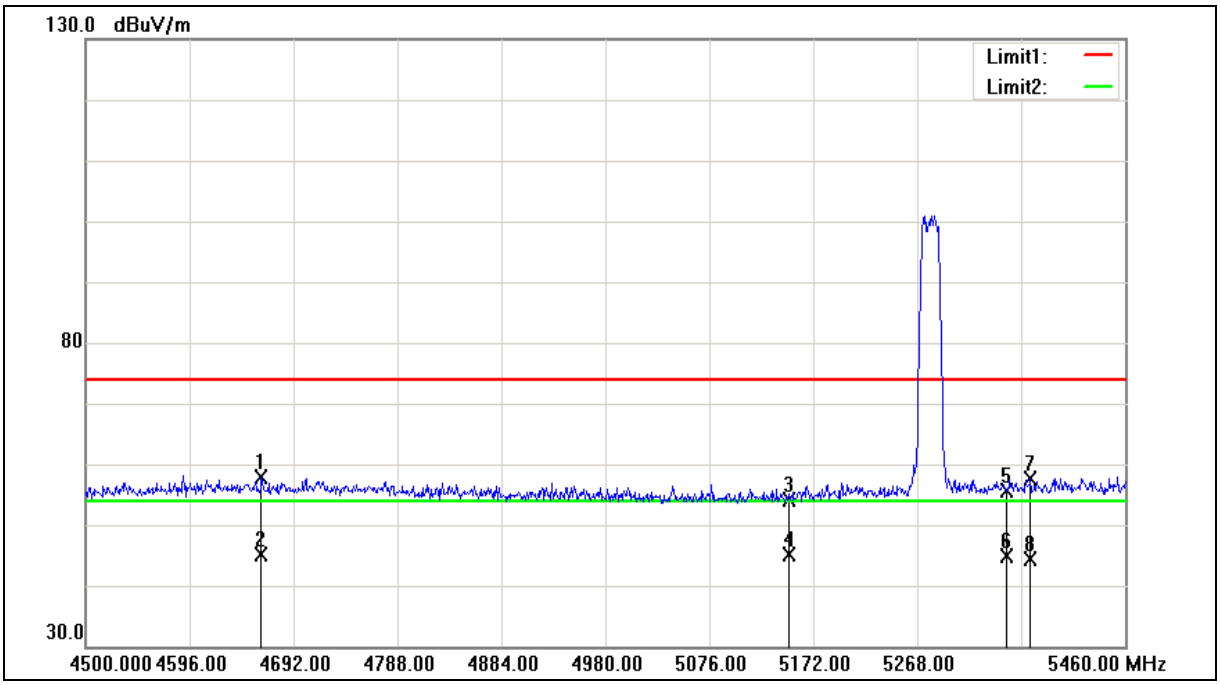

Standard:	FCC PART 15.407	Test Distance:	3m
Test item:	Band edge	Power:	AC 110V/60Hz
Frequency:	5280MHz	Temp.(℃)/Hum.(%RH):	26(℃)/60%RH
Mode:	Mode 2	Date:	12/02/2016
Ant.Polar.:	Horizontal		
Description:	Antenna:M6060060P23602NB		

No.	Frequency (MHz)	Reading (dBuV)	Correct Factor (dB/m)	Result (dBuV/m)	Limit (dBuV/m)	Margin (dB)	Remark
1	4662.240	50.84	6.93	57.77	74.00	-16.23	peak
2	4662.240	38.24	6.93	45.17	54.00	-8.83	AVG
3	5150.000	45.89	8.25	54.14	74.00	-19.86	peak
4	5150.000	36.98	8.25	45.23	54.00	-8.77	AVG
5	5350.000	47.21	8.41	55.62	74.00	-18.38	peak
6	5350.000	36.56	8.41	44.97	54.00	-9.03	AVG
7	5372.640	49.22	8.43	57.65	74.00	-16.35	peak
8	5372.640	35.95	8.43	44.38	54.00	-9.62	AVG

Note:1.Result (dBuV/m) = Correct Factor (dB/m) + Reading(dBuV).

2.Correction factor (dB/m) = Antenna Factor (dB/m) + Cable loss (dB) – Pre-Amplifier gain (dB).

3. When the peak results are less than average limit, so not need to evaluate the average.

Standard:	FCC PART 15.407	Test Distance:	3m
Test item:	Band edge	Power:	AC 110V/60Hz
Frequency:	5280MHz	Temp.(℃)/Hum.(%RH):	26(℃)/60%RH
Mode:	Mode 2	Date:	12/02/2016
Ant.Polar.:	Vertical		
Description:	Antenna:M6060060P23602NB		

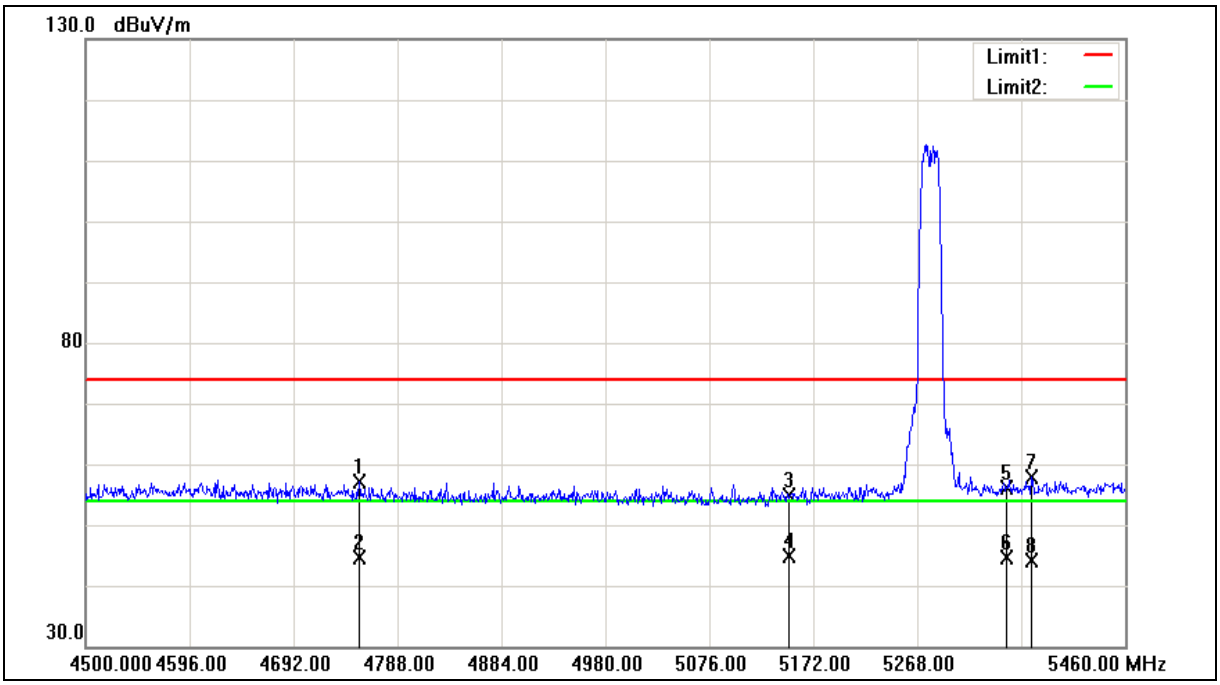

Standard:	FCC PART 15.407	Test Distance:	3m
Test item:	Band edge	Power:	AC 110V/60Hz
Frequency:	5280MHz	Temp.(℃)/Hum.(%RH):	26(℃)/60%RH
Mode:	Mode 2	Date:	12/02/2016
Ant.Polar.:	Vertical		
Description:	Antenna:M6060060P23602NB		

No.	Frequency (MHz)	Reading (dBuV)	Correct Factor (dB/m)	Result (dBuV/m)	Limit (dBuV/m)	Margin (dB)	Remark
1	4752.480	49.85	7.25	57.10	74.00	-16.90	peak
2	4752.480	37.27	7.25	44.52	54.00	-9.48	AVG
3	5150.000	46.61	8.25	54.86	74.00	-19.14	peak
4	5150.000	36.67	8.25	44.92	54.00	-9.08	AVG
5	5350.000	47.75	8.41	56.16	74.00	-17.84	peak
6	5350.000	36.32	8.41	44.73	54.00	-9.27	AVG
7	5373.600	49.37	8.43	57.80	74.00	-16.20	peak
8	5373.600	35.82	8.43	44.25	54.00	-9.75	AVG

Note:1.Result (dBuV/m) = Correct Factor (dB/m) + Reading(dBuV).

2.Correction factor (dB/m) = Antenna Factor (dB/m) + Cable loss (dB) − Pre-Amplifier gain (dB).

3. When the peak results are less than average limit, so not need to evaluate the average.

Standard:	FCC PART 15.407	Test Distance:	3m
Test item:	Band edge	Power:	AC 110V/60Hz
Frequency:	5320MHz	Temp.(℃)/Hum.(%RH):	26(℃)/60%RH
Mode:	Mode 2	Date:	12/02/2016
Ant.Polar.:	Horizontal		
Description:	Antenna:M6060060P23602NB		

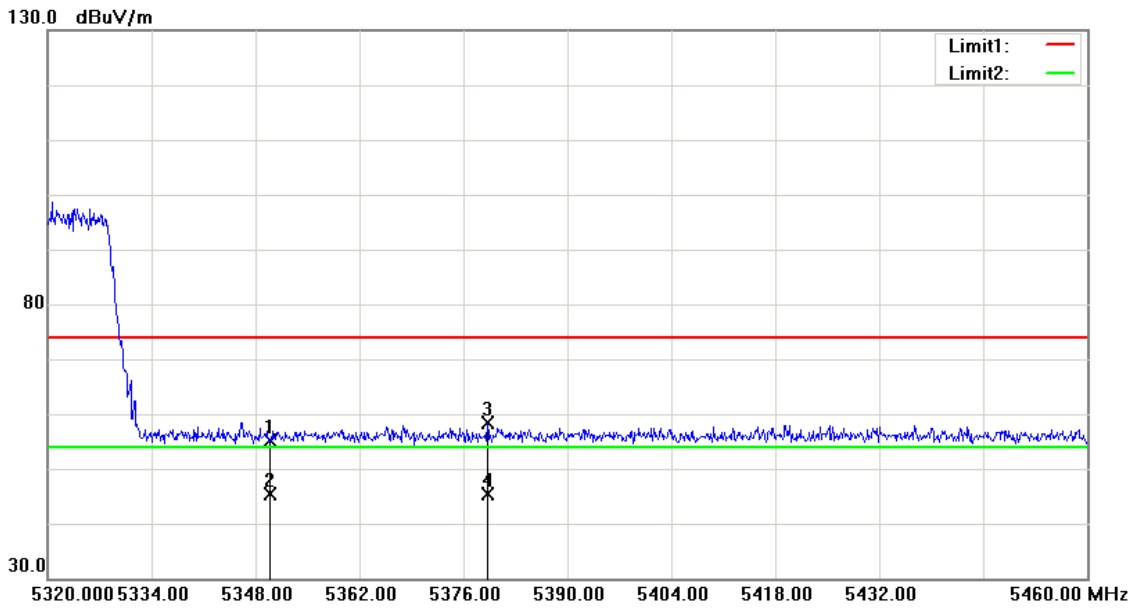

No.	Frequency (MHz)	Reading (dBuV)	Correct Factor (dB/m)	Result (dBuV/m)	Limit (dBuV/m)	Margin (dB)	Remark
1	5350.000	46.75	8.41	55.16	74.00	-18.84	peak
2	5350.000	36.94	8.41	45.35	54.00	-8.65	AVG
3	5379.220	49.85	8.45	58.30	74.00	-15.70	peak
4	5379.220	36.84	8.45	45.29	54.00	-8.71	AVG

Note:1.Result (dBuV/m) = Correct Factor (dB/m) + Reading(dBuV).

2.Correction factor (dB/m) = Antenna Factor (dB/m) + Cable loss (dB) – Pre-Amplifier gain (dB).

3. When the peak results are less than average limit, so not need to evaluate the average.

Standard:	FCC PART 15.407	Test Distance:	3m
Test item:	Band edge	Power:	AC 110V/60Hz
Frequency:	5320MHz	Temp.(℃)/Hum.(%RH):	26(℃)/60%RH
Mode:	Mode 2	Date:	12/02/2016
Ant.Polar.:	Vertical		
Description:	Antenna:M6060060P23602NB		

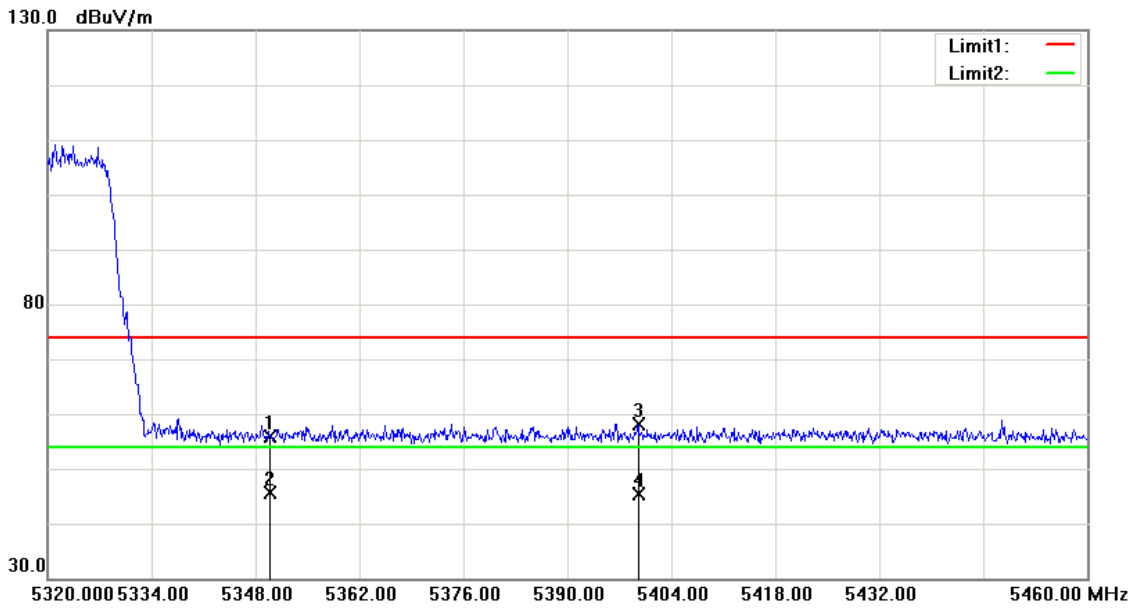

No.	Frequency (MHz)	Reading (dBuV)	Correct Factor (dB/m)	Result (dBuV/m)	Limit (dBuV/m)	Margin (dB)	Remark
1	5350.000	47.41	8.41	55.82	74.00	-18.18	peak
2	5350.000	37.14	8.41	45.55	54.00	-8.45	AVG
3	5399.520	49.71	8.47	58.18	74.00	-15.82	peak
4	5399.520	37.02	8.47	45.49	54.00	-8.51	AVG

Note:1.Result (dBuV/m) = Correct Factor (dB/m) + Reading(dBuV).

2.Correction factor (dB/m) = Antenna Factor (dB/m) + Cable loss (dB) – Pre-Amplifier gain (dB).

3. When the peak results are less than average limit, so not need to evaluate the average.

Standard:	FCC PART 15.407	Test Distance:	3m
Test item:	Band edge	Power:	AC 110V/60Hz
Frequency:	5500MHz	Temp.(℃)/Hum.(%RH):	26(℃)/60%RH
Mode:	Mode 2	Date:	12/02/2016
Ant.Polar.:	Horizontal		
Description:	Antenna:M6060060P23602NB		

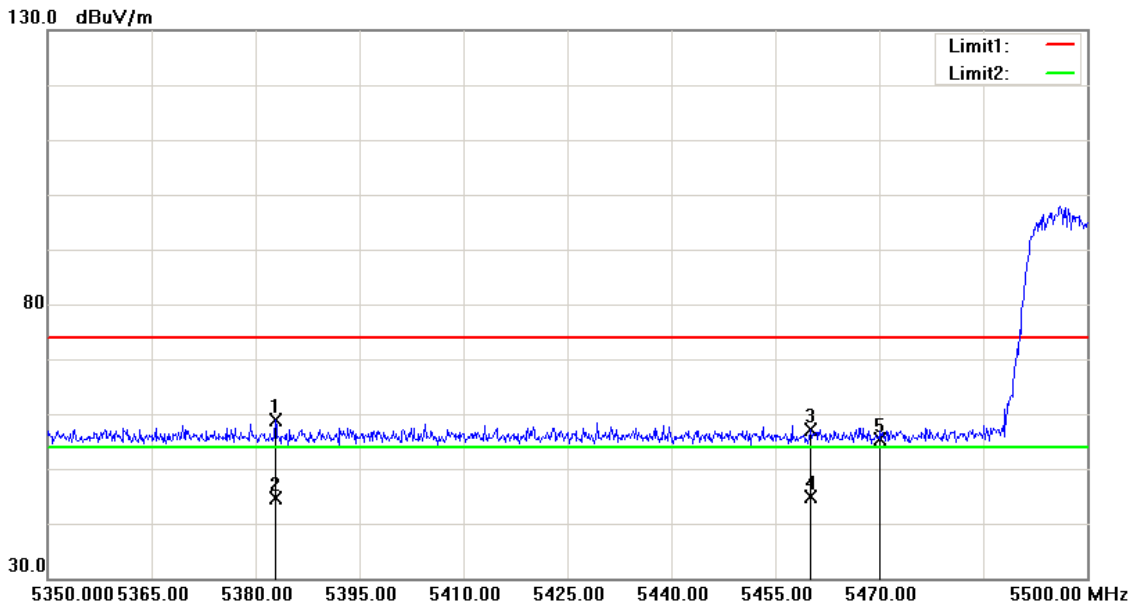

No.	Frequency (MHz)	Reading (dBuV)	Correct Factor (dB/m)	Result (dBuV/m)	Limit (dBuV/m)	Margin (dB)	Remark
1	5382.850	50.31	8.45	58.76	74.00	-15.24	peak
2	5382.850	36.30	8.45	44.75	54.00	-9.25	AVG
3	5460.000	48.71	8.51	57.22	74.00	-16.78	peak
4	5460.000	36.40	8.51	44.91	54.00	-9.09	AVG
5	5470.000	46.77	8.53	55.30	68.20	-12.90	peak

Note:1.Result (dBuV/m) = Correct Factor (dB/m) + Reading(dBuV).

2.Correction factor (dB/m) = Antenna Factor (dB/m) + Cable loss (dB) – Pre-Amplifier gain (dB).

3. When the peak results are less than average limit, so not need to evaluate the average.

Standard:	FCC PART 15.407	Test Distance:	3m
Test item:	Band edge	Power:	AC 110V/60Hz
Frequency:	5500MHz	Temp.(℃)/Hum.(%RH):	26(℃)/60%RH
Mode:	Mode 2	Date:	12/02/2016
Ant.Polar.:	Vertical		
Description:	Antenna:M6060060P23602NB		

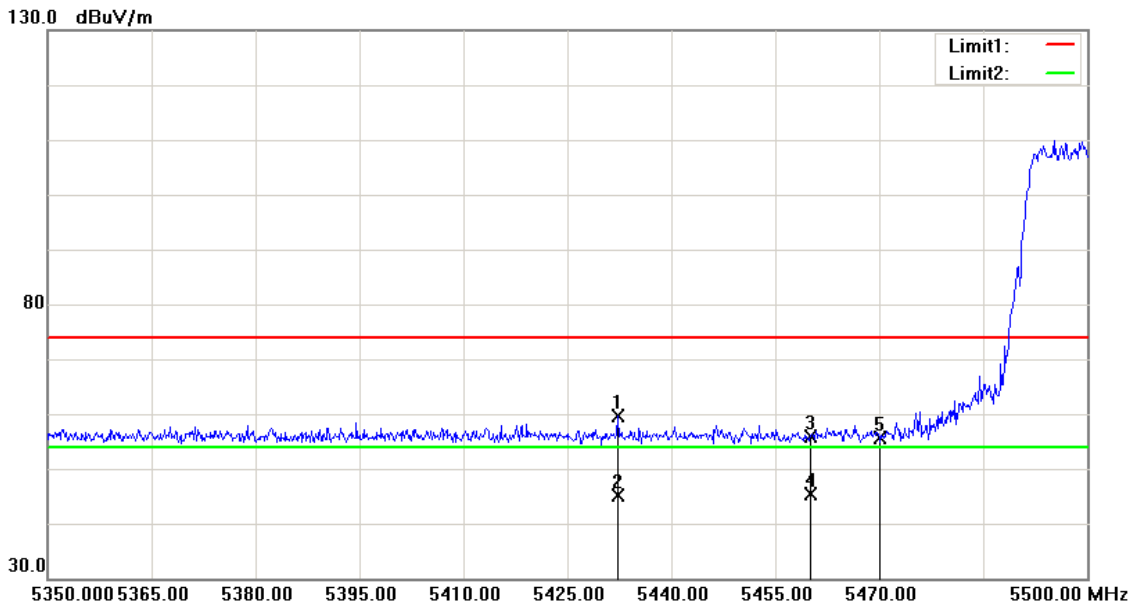

No.	Frequency (MHz)	Reading (dBuV)	Correct Factor (dB/m)	Result (dBuV/m)	Limit (dBuV/m)	Margin (dB)	Remark
1	5432.200	51.03	8.49	59.52	74.00	-14.48	peak
2	5432.200	36.71	8.49	45.20	54.00	-8.80	AVG
3	5460.000	47.41	8.51	55.92	74.00	-18.08	peak
4	5460.000	36.92	8.51	45.43	54.00	-8.57	AVG
5	5470.000	47.22	8.53	55.75	68.20	-12.45	peak

Note:1.Result (dBuV/m) = Correct Factor (dB/m) + Reading(dBuV).

2.Correction factor (dB/m) = Antenna Factor (dB/m) + Cable loss (dB) – Pre-Amplifier gain (dB).

3. When the peak results are less than average limit, so not need to evaluate the average.

Standard:	FCC PART 15.407	Test Distance:	3m
Test item:	Band edge	Power:	AC 110V/60Hz
Frequency:	5560MHz	Temp.(℃)/Hum.(%RH):	26(℃)/60%RH
Mode:	Mode 2	Date:	12/02/2016
Ant.Polar.:	Horizontal		
Description:	Antenna:M6060060P23602NB		

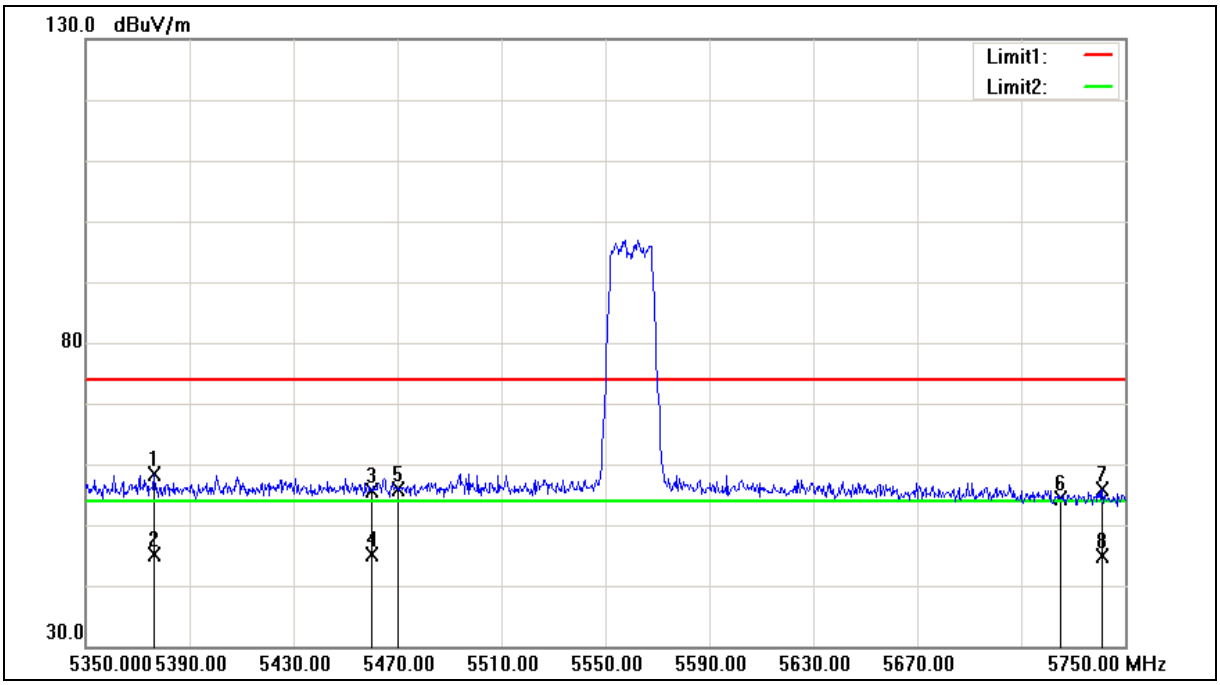

Standard:	FCC PART 15.407	Test Distance:	3m
Test item:	Band edge	Power:	AC 110V/60Hz
Frequency:	5560MHz	Temp.(℃)/Hum.(%RH):	26(℃)/60%RH
Mode:	Mode 2	Date:	12/02/2016
Ant.Polar.:	Horizontal		
Description:	Antenna:M6060060P23602NB		

No.	Frequency (MHz)	Reading (dBuV)	Correct Factor (dB/m)	Result (dBuV/m)	Limit (dBuV/m)	Margin (dB)	Remark
1	5376.400	50.00	8.45	58.45	74.00	-15.55	peak
2	5376.400	36.66	8.45	45.11	54.00	-8.89	AVG
3	5460.000	47.00	8.51	55.51	74.00	-18.49	peak
4	5460.000	36.68	8.51	45.19	54.00	-8.81	AVG
5	5470.000	47.38	8.53	55.91	68.20	-12.29	peak
6	5725.000	45.21	9.11	54.32	68.20	-13.88	peak
7	5741.200	46.67	9.15	55.82	74.00	-18.18	peak
8	5741.200	35.72	9.15	44.87	54.00	-9.13	AVG

Note:1.Result (dBuV/m) = Correct Factor (dB/m) + Reading(dBuV).

2.Correction factor (dB/m) = Antenna Factor (dB/m) + Cable loss (dB) − Pre-Amplifier gain (dB).

3. When the peak results are less than average limit, so not need to evaluate the average.

Standard:	FCC PART 15.407	Test Distance:	3m
Test item:	Band edge	Power:	AC 110V/60Hz
Frequency:	5560MHz	Temp.(℃)/Hum.(%RH):	26(℃)/60%RH
Mode:	Mode 2	Date:	12/02/2016
Ant.Polar.:	Vertical		
Description:	Antenna:M6060060P23602NB		

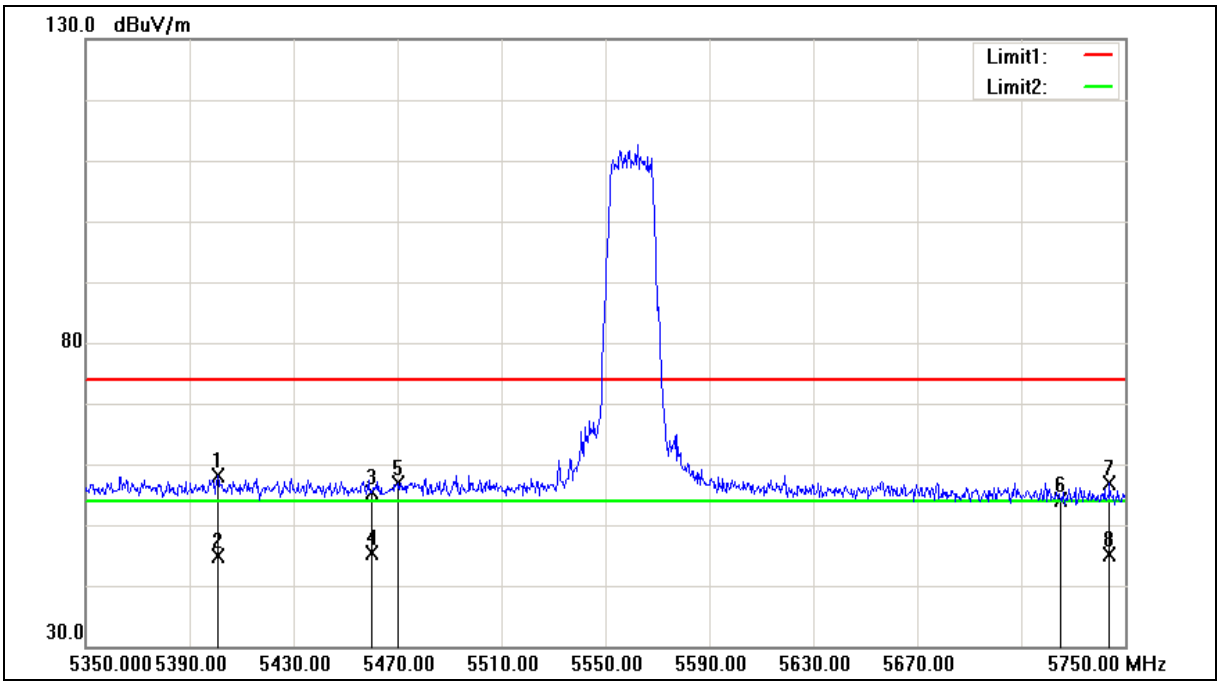

Standard:	FCC PART 15.407	Test Distance:	3m
Test item:	Band edge	Power:	AC 110V/60Hz
Frequency:	5560MHz	Temp.(℃)/Hum.(%RH):	26(℃)/60%RH
Mode:	Mode 2	Date:	12/02/2016
Ant.Polar.:	Vertical		
Description:	Antenna:M6060060P23602NB		

No.	Frequency (MHz)	Reading (dBuV)	Correct Factor (dB/m)	Result (dBuV/m)	Limit (dBuV/m)	Margin (dB)	Remark
1	5400.800	49.55	8.47	58.02	74.00	-15.98	peak
2	5400.800	36.42	8.47	44.89	54.00	-9.11	AVG
3	5460.000	46.92	8.51	55.43	74.00	-18.57	peak
4	5460.000	36.96	8.51	45.47	54.00	-8.53	AVG
5	5470.000	48.24	8.53	56.77	68.20	-11.43	peak
6	5725.000	45.10	9.11	54.21	68.20	-13.99	peak
7	5744.000	47.76	9.15	56.91	74.00	-17.09	peak
8	5744.000	35.92	9.15	45.07	54.00	-8.93	AVG

Note:1.Result (dBuV/m) = Correct Factor (dB/m) + Reading(dBuV).

2.Correction factor (dB/m) = Antenna Factor (dB/m) + Cable loss (dB) – Pre-Amplifier gain (dB).

3. When the peak results are less than average limit, so not need to evaluate the average.

Standard:	FCC PART 15.407	Test Distance:	3m
Test item:	Band edge	Power:	AC 110V/60Hz
Frequency:	5700MHz	Temp.(℃)/Hum.(%RH):	26(℃)/60%RH
Mode:	Mode 2	Date:	12/02/2016
Ant.Polar.:	Horizontal		
Description:	Antenna:M6060060P23602NB		

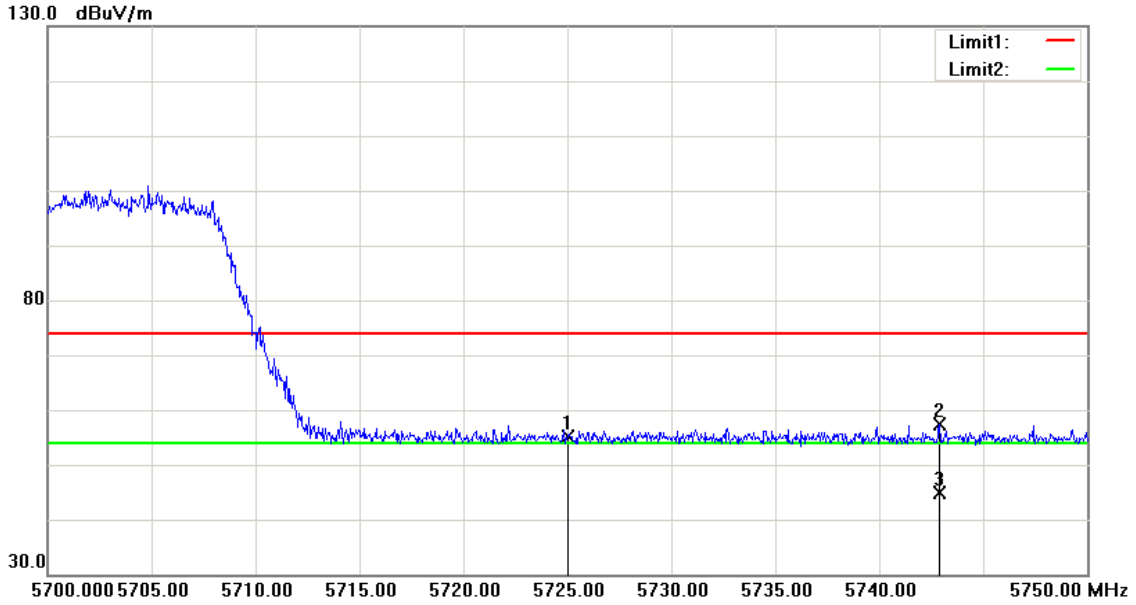

No.	Frequency (MHz)	Reading (dBuV)	Correct Factor (dB/m)	Result (dBuV/m)	Limit (dBuV/m)	Margin (dB)	Remark
1	5725.000	46.09	9.11	55.20	68.20	-13.00	peak
2	5742.900	48.11	9.15	57.26	74.00	-16.74	peak
3	5742.900	35.61	9.15	44.76	54.00	-9.24	AVG

Note:1.Result (dBuV/m) = Correct Factor (dB/m) + Reading(dBuV).

2.Correction factor (dB/m) = Antenna Factor (dB/m) + Cable loss (dB) – Pre-Amplifier gain (dB).

3. When the peak results are less than average limit, so not need to evaluate the average.

Standard:	FCC PART 15.407	Test Distance:	3m
Test item:	Band edge	Power:	AC 110V/60Hz
Frequency:	5700MHz	Temp.(℃)/Hum.(%RH):	26(℃)/60%RH
Mode:	Mode 2	Date:	12/02/2016
Ant.Polar.:	Vertical		
Description:	Antenna:M6060060P23602NB		

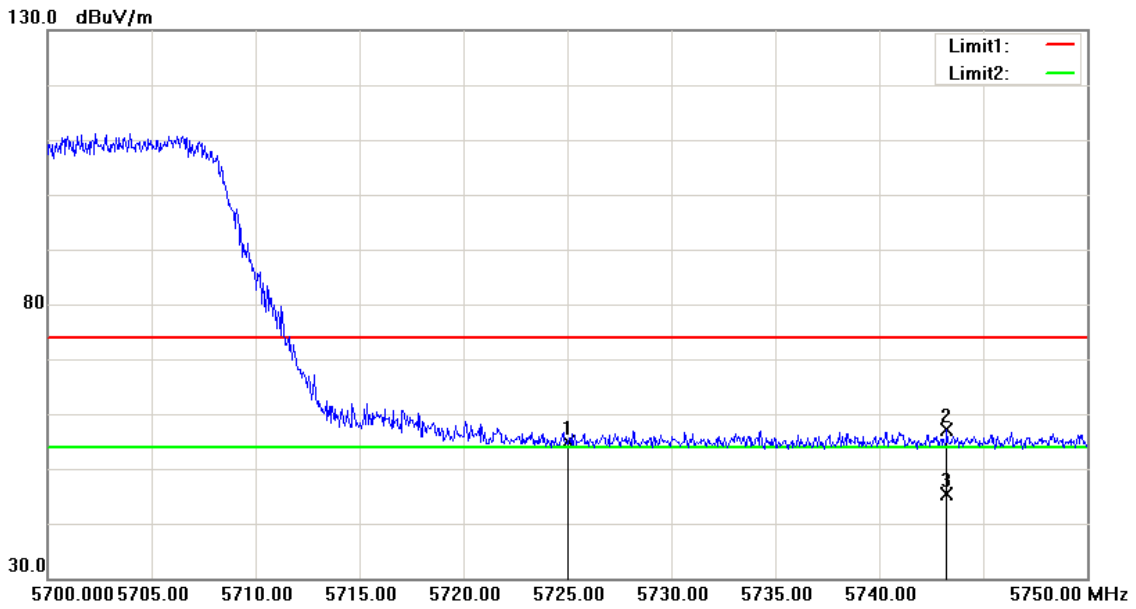

No.	Frequency (MHz)	Reading (dBuV)	Correct Factor (dB/m)	Result (dBuV/m)	Limit (dBuV/m)	Margin (dB)	Remark
1	5725.000	45.80	9.11	54.91	68.20	-13.29	peak
2	5743.250	47.93	9.15	57.08	74.00	-16.92	peak
3	5743.250	36.30	9.15	45.45	54.00	-8.55	AVG

Note:1.Result (dBuV/m) = Correct Factor (dB/m) + Reading(dBuV).

2.Correction factor (dB/m) = Antenna Factor (dB/m) + Cable loss (dB) – Pre-Amplifier gain (dB).

3. When the peak results are less than average limit, so not need to evaluate the average.

Standard:	FCC PART 15.407	Test Distance:	3m
Test item:	Band edge	Power:	AC 110V/60Hz
Frequency:	5260MHz	Temp.(℃)/Hum.(%RH):	26(℃)/60%RH
Mode:	Mode 3	Date:	12/02/2016
Ant.Polar.:	Horizontal		
Description:	Antenna:M6060060P23602NB		

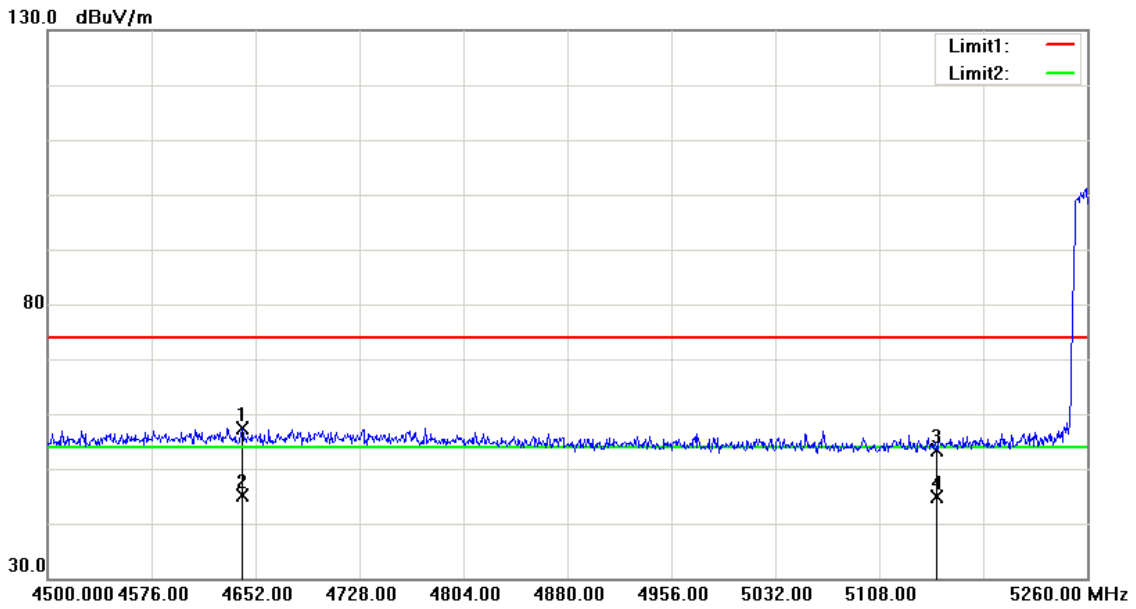

No.	Frequency (MHz)	Reading (dBuV)	Correct Factor (dB/m)	Result (dBuV/m)	Limit (dBuV/m)	Margin (dB)	Remark
1	4642.120	50.51	6.86	57.37	74.00	-16.63	peak
2	4642.120	38.17	6.86	45.03	54.00	-8.97	AVG
3	5150.000	45.06	8.25	53.31	74.00	-20.69	peak
4	5150.000	36.74	8.25	44.99	54.00	-9.01	AVG

Note:1.Result (dBuV/m) = Correct Factor (dB/m) + Reading(dBuV).

2.Correction factor (dB/m) = Antenna Factor (dB/m) + Cable loss (dB) – Pre-Amplifier gain (dB).

3. When the peak results are less than average limit, so not need to evaluate the average.

Standard:	FCC PART 15.407	Test Distance:	3m
Test item:	Band edge	Power:	AC 110V/60Hz
Frequency:	5260MHz	Temp.(℃)/Hum.(%RH):	26(℃)/60%RH
Mode:	Mode 3	Date:	12/02/2016
Ant.Polar.:	Vertical		
Description:	Antenna:M6060060P23602NB		

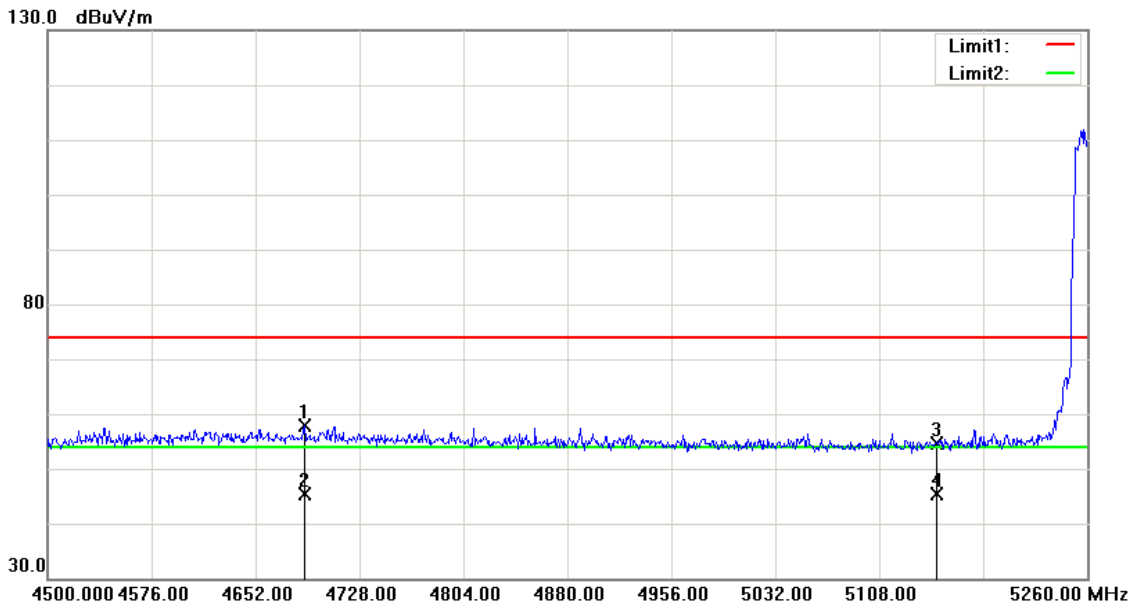

No.	Frequency (MHz)	Reading (dBuV)	Correct Factor (dB/m)	Result (dBuV/m)	Limit (dBuV/m)	Margin (dB)	Remark
1	4687.720	50.96	7.02	57.98	74.00	-16.02	peak
2	4687.720	38.26	7.02	45.28	54.00	-8.72	AVG
3	5150.000	46.27	8.25	54.52	74.00	-19.48	peak
4	5150.000	37.11	8.25	45.36	54.00	-8.64	AVG

Note:1.Result (dBuV/m) = Correct Factor (dB/m) + Reading(dBuV).

2.Correction factor (dB/m) = Antenna Factor (dB/m) + Cable loss (dB) – Pre-Amplifier gain (dB).

3. When the peak results are less than average limit, so not need to evaluate the average.

Standard:	FCC PART 15.407	Test Distance:	3m
Test item:	Band edge	Power:	AC 110V/60Hz
Frequency:	5280MHz	Temp.(℃)/Hum.(%RH):	26(℃)/60%RH
Mode:	Mode 3	Date:	12/02/2016
Ant.Polar.:	Horizontal		
Description:	Antenna:M6060060P23602NB		

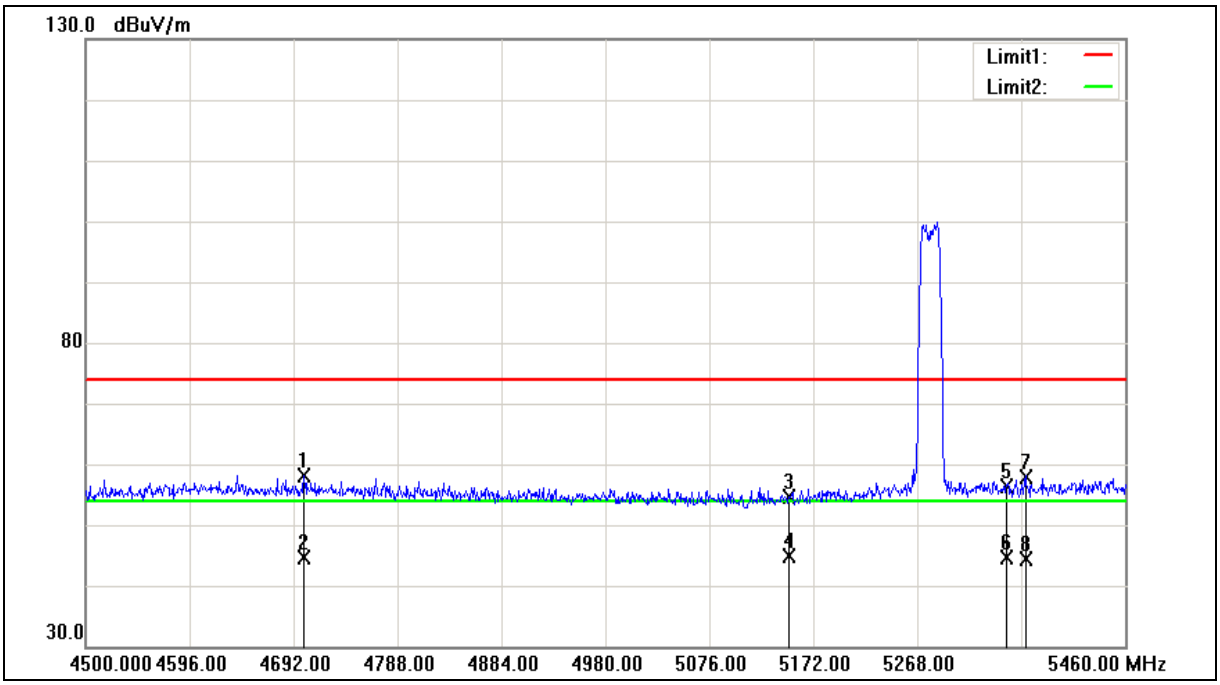

Standard:	FCC PART 15.407	Test Distance:	3m
Test item:	Band edge	Power:	AC 110V/60Hz
Frequency:	5280MHz	Temp.(℃)/Hum.(%RH):	26(℃)/60%RH
Mode:	Mode 3	Date:	12/02/2016
Ant.Polar.:	Horizontal		
Description:	Antenna:M6060060P23602NB		

No.	Frequency (MHz)	Reading (dBuV)	Correct Factor (dB/m)	Result (dBuV/m)	Limit (dBuV/m)	Margin (dB)	Remark
1	4701.600	50.97	7.07	58.04	74.00	-15.96	peak
2	4701.600	37.64	7.07	44.71	54.00	-9.29	AVG
3	5150.000	46.37	8.25	54.62	74.00	-19.38	peak
4	5150.000	36.54	8.25	44.79	54.00	-9.21	AVG
5	5350.000	48.06	8.41	56.47	74.00	-17.53	peak
6	5350.000	36.15	8.41	44.56	54.00	-9.44	AVG
7	5367.840	49.57	8.43	58.00	74.00	-16.00	peak
8	5367.840	35.87	8.43	44.30	54.00	-9.70	AVG

Note:1.Result (dBuV/m) = Correct Factor (dB/m) + Reading(dBuV).

2.Correction factor (dB/m) = Antenna Factor (dB/m) + Cable loss (dB) – Pre-Amplifier gain (dB).

3. When the peak results are less than average limit, so not need to evaluate the average.

Standard:	FCC PART 15.407	Test Distance:	3m
Test item:	Band edge	Power:	AC 110V/60Hz
Frequency:	5280MHz	Temp.(℃)/Hum.(%RH):	26(℃)/60%RH
Mode:	Mode 3	Date:	12/02/2016
Ant.Polar.:	Vertical		
Description:	Antenna:M6060060P23602NB		

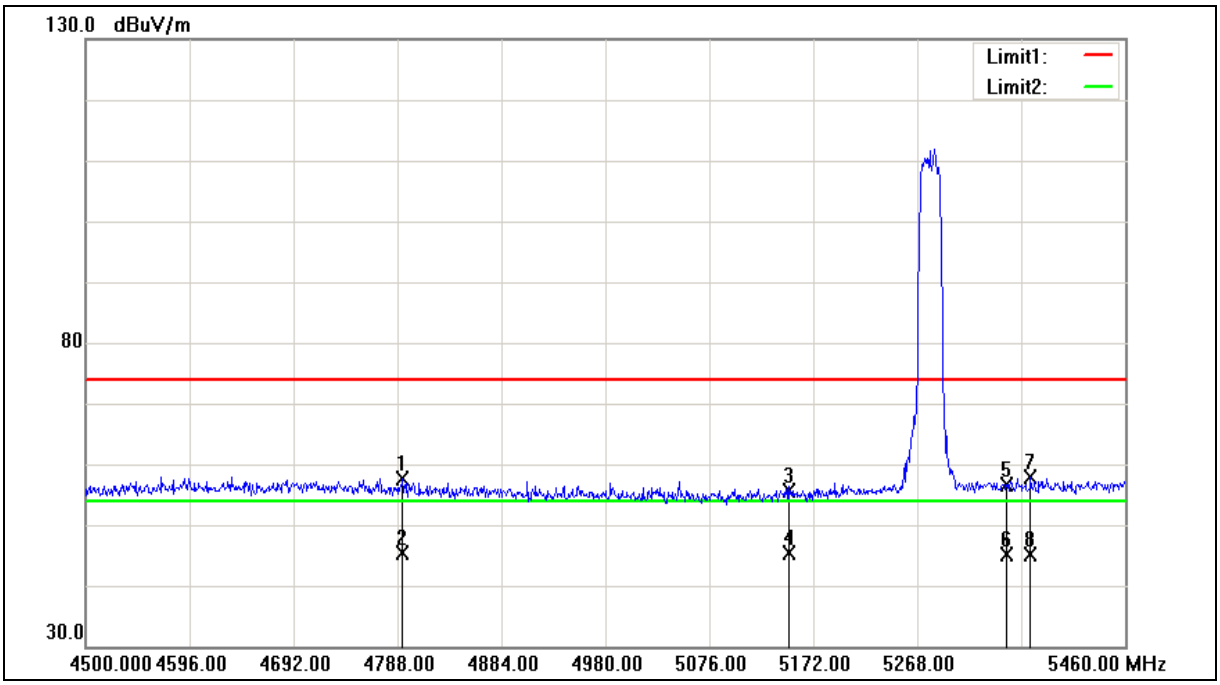

Standard:	FCC PART 15.407	Test Distance:	3m
Test item:	Band edge	Power:	AC 110V/60Hz
Frequency:	5280MHz	Temp.(℃)/Hum.(%RH):	26(℃)/60%RH
Mode:	Mode 3	Date:	12/02/2016
Ant.Polar.:	Vertical		
Description:	Antenna:M6060060P23602NB		

No.	Frequency (MHz)	Reading (dBuV)	Correct Factor (dB/m)	Result (dBuV/m)	Limit (dBuV/m)	Margin (dB)	Remark
1	4792.800	50.19	7.38	57.57	74.00	-16.43	peak
2	4792.800	37.92	7.38	45.30	54.00	-8.70	AVG
3	5150.000	47.30	8.25	55.55	74.00	-18.45	peak
4	5150.000	37.11	8.25	45.36	54.00	-8.64	AVG
5	5350.000	48.32	8.41	56.73	74.00	-17.27	peak
6	5350.000	36.75	8.41	45.16	54.00	-8.84	AVG
7	5372.640	49.51	8.43	57.94	74.00	-16.06	peak
8	5372.640	36.62	8.43	45.05	54.00	-8.95	AVG

Note:1.Result (dBuV/m) = Correct Factor (dB/m) + Reading(dBuV).

2.Correction factor (dB/m) = Antenna Factor (dB/m) + Cable loss (dB) – Pre-Amplifier gain (dB).

3. When the peak results are less than average limit, so not need to evaluate the average.

Standard:	FCC PART 15.407	Test Distance:	3m
Test item:	Band edge	Power:	AC 110V/60Hz
Frequency:	5320MHz	Temp.(℃)/Hum.(%RH):	26(℃)/60%RH
Mode:	Mode 3	Date:	12/02/2016
Ant.Polar.:	Horizontal		
Description:	Antenna:M6060060P23602NB		

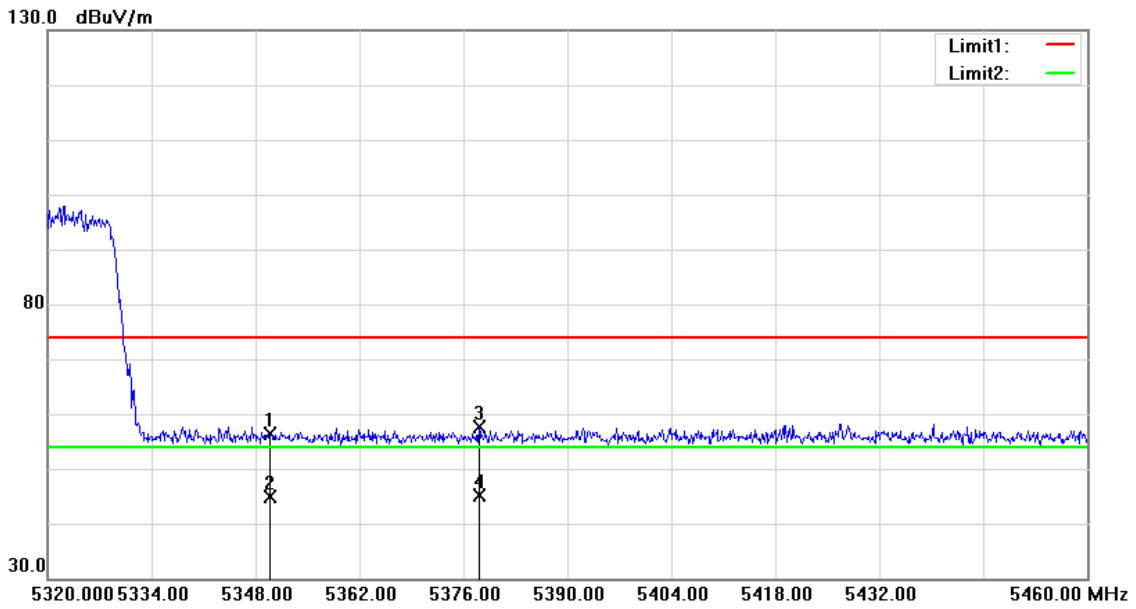

No.	Frequency (MHz)	Reading (dBuV)	Correct Factor (dB/m)	Result (dBuV/m)	Limit (dBuV/m)	Margin (dB)	Remark
1	5350.000	48.01	8.41	56.42	74.00	-17.58	peak
2	5350.000	36.54	8.41	44.95	54.00	-9.05	AVG
3	5378.100	49.16	8.45	57.61	74.00	-16.39	peak
4	5378.100	36.76	8.45	45.21	54.00	-8.79	AVG

Note:1.Result (dBuV/m) = Correct Factor (dB/m) + Reading(dBuV).

2.Correction factor (dB/m) = Antenna Factor (dB/m) + Cable loss (dB) – Pre-Amplifier gain (dB).

3. When the peak results are less than average limit, so not need to evaluate the average.

Standard:	FCC PART 15.407	Test Distance:	3m
Test item:	Band edge	Power:	AC 110V/60Hz
Frequency:	5320MHz	Temp.(℃)/Hum.(%RH):	26(℃)/60%RH
Mode:	Mode 3	Date:	12/02/2016
Ant.Polar.:	Vertical		
Description:	Antenna:M6060060P23602NB		

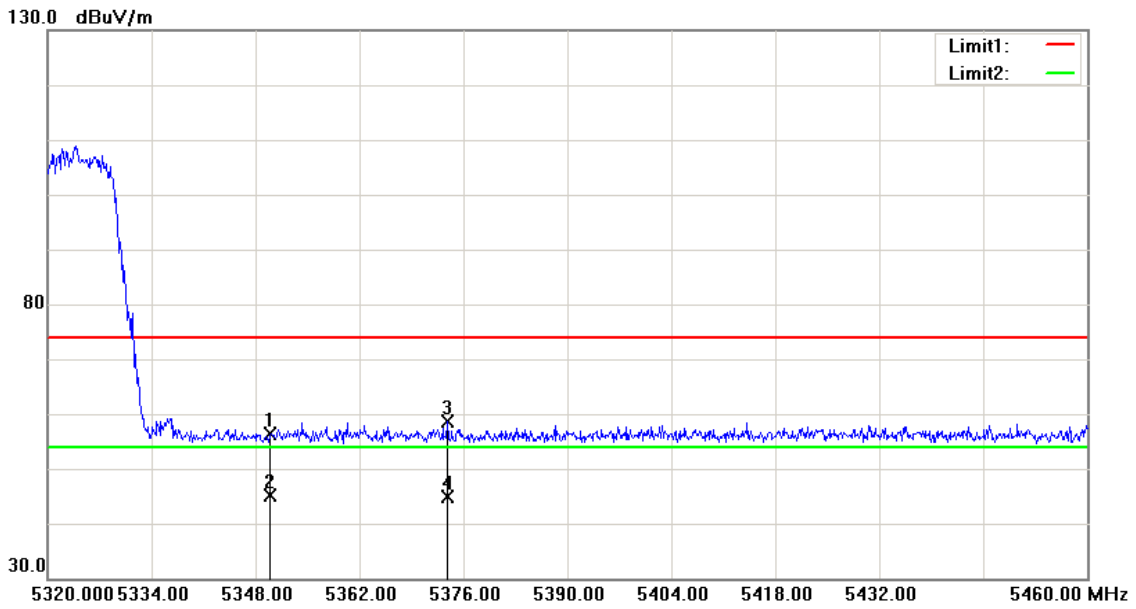

No.	Frequency (MHz)	Reading (dBuV)	Correct Factor (dB/m)	Result (dBuV/m)	Limit (dBuV/m)	Margin (dB)	Remark
1	5350.000	47.93	8.41	56.34	74.00	-17.66	peak
2	5350.000	36.73	8.41	45.14	54.00	-8.86	AVG
3	5373.900	50.24	8.43	58.67	74.00	-15.33	peak
4	5373.900	36.53	8.43	44.96	54.00	-9.04	AVG

Note:1.Result (dBuV/m) = Correct Factor (dB/m) + Reading(dBuV).

2.Correction factor (dB/m) = Antenna Factor (dB/m) + Cable loss (dB) – Pre-Amplifier gain (dB).

3. When the peak results are less than average limit, so not need to evaluate the average.

Standard:	FCC PART 15.407	Test Distance:	3m
Test item:	Band edge	Power:	AC 110V/60Hz
Frequency:	5500MHz	Temp.(℃)/Hum.(%RH):	26(℃)/60%RH
Mode:	Mode 3	Date:	12/02/2016
Ant.Polar.:	Horizontal		
Description:	Antenna:M6060060P23602NB		

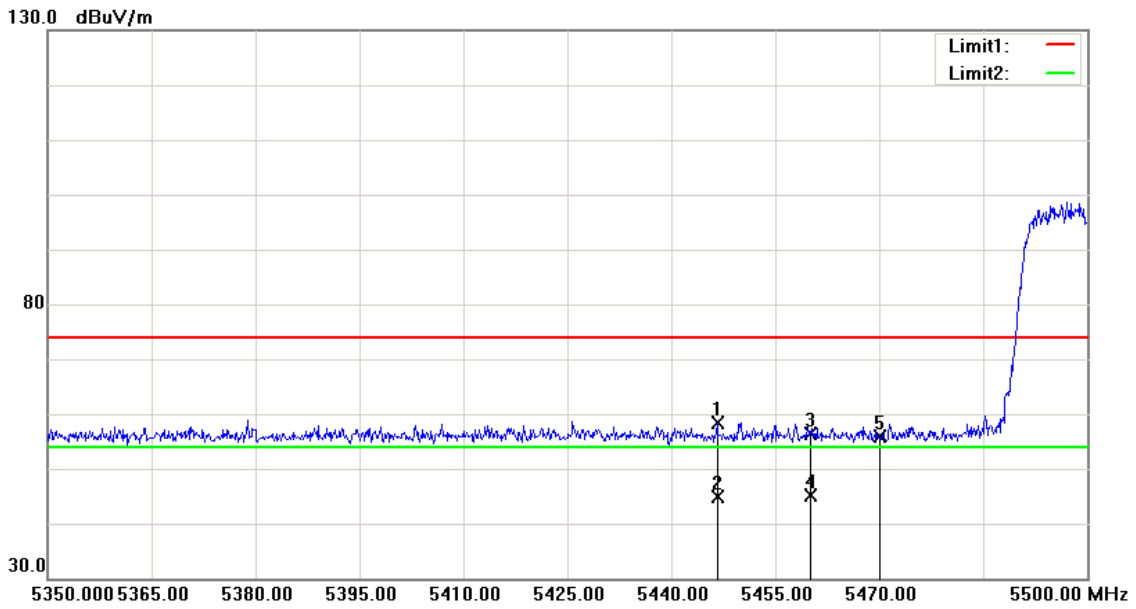

No.	Frequency (MHz)	Reading (dBuV)	Correct Factor (dB/m)	Result (dBuV/m)	Limit (dBuV/m)	Margin (dB)	Remark
1	5446.600	49.77	8.51	58.28	74.00	-15.72	peak
2	5446.600	36.28	8.51	44.79	54.00	-9.21	AVG
3	5460.000	47.90	8.51	56.41	74.00	-17.59	peak
4	5460.000	36.54	8.51	45.05	54.00	-8.95	AVG
5	5470.000	47.42	8.53	55.95	68.20	-12.25	peak

Note:1.Result (dBuV/m) = Correct Factor (dB/m) + Reading(dBuV).

2.Correction factor (dB/m) = Antenna Factor (dB/m) + Cable loss (dB) – Pre-Amplifier gain (dB).

3. When the peak results are less than average limit, so not need to evaluate the average.

Standard:	FCC PART 15.407	Test Distance:	3m
Test item:	Band edge	Power:	AC 110V/60Hz
Frequency:	5500MHz	Temp.(℃)/Hum.(%RH):	26(℃)/60%RH
Mode:	Mode 3	Date:	12/02/2016
Ant.Polar.:	Vertical		
Description:	Antenna:M6060060P23602NB		

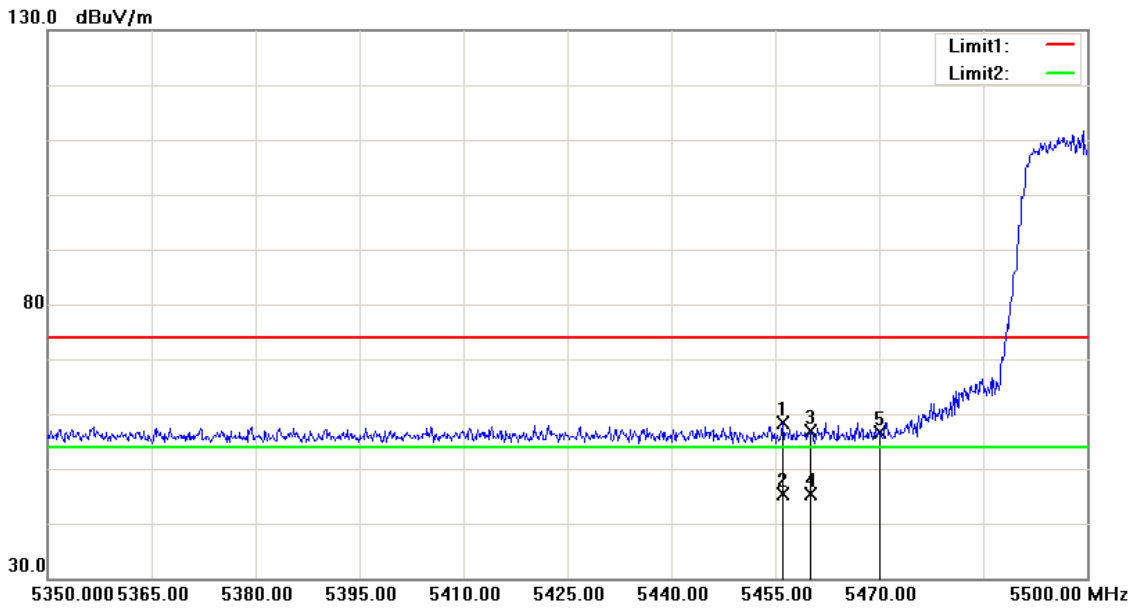

No.	Frequency (MHz)	Reading (dBuV)	Correct Factor (dB/m)	Result (dBuV/m)	Limit (dBuV/m)	Margin (dB)	Remark
1	5456.050	49.92	8.51	58.43	74.00	-15.57	peak
2	5456.050	36.89	8.51	45.40	54.00	-8.60	AVG
3	5460.000	48.48	8.51	56.99	74.00	-17.01	peak
4	5460.000	36.75	8.51	45.26	54.00	-8.74	AVG
5	5470.000	48.06	8.53	56.59	68.20	-11.61	peak

Note:1.Result (dBuV/m) = Correct Factor (dB/m) + Reading(dBuV).

2.Correction factor (dB/m) = Antenna Factor (dB/m) + Cable loss (dB) – Pre-Amplifier gain (dB).

3. When the peak results are less than average limit, so not need to evaluate the average.

Standard:	FCC PART 15.407	Test Distance:	3m
Test item:	Band edge	Power:	AC 110V/60Hz
Frequency:	5560MHz	Temp.(℃)/Hum.(%RH):	26(℃)/60%RH
Mode:	Mode 3	Date:	12/02/2016
Ant.Polar.:	Horizontal		
Description:	Antenna:M6060060P23602NB		

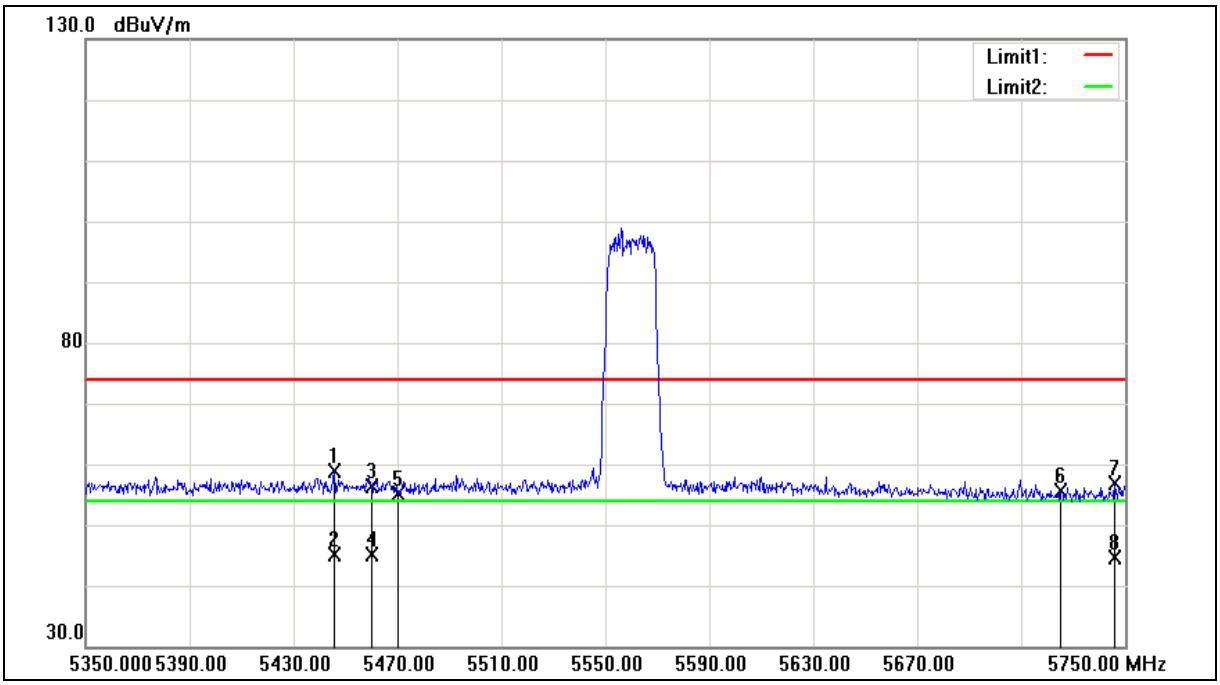

Standard:	FCC PART 15.407	Test Distance:	3m
Test item:	Band edge	Power:	AC 110V/60Hz
Frequency:	5560MHz	Temp.(℃)/Hum.(%RH):	26(℃)/60%RH
Mode:	Mode 3	Date:	12/02/2016
Ant.Polar.:	Horizontal		
Description:	Antenna:M6060060P23602NB		

No.	Frequency (MHz)	Reading (dBuV)	Correct Factor (dB/m)	Result (dBuV/m)	Limit (dBuV/m)	Margin (dB)	Remark
1	5445.600	50.34	8.51	58.85	74.00	-15.15	peak
2	5445.600	36.56	8.51	45.07	54.00	-8.93	AVG
3	5460.000	47.82	8.51	56.33	74.00	-17.67	peak
4	5460.000	36.73	8.51	45.24	54.00	-8.76	AVG
5	5470.000	46.59	8.53	55.12	68.20	-13.08	peak
6	5725.000	46.64	9.11	55.75	68.20	-12.45	peak
7	5746.000	47.64	9.16	56.80	74.00	-17.20	peak
8	5746.000	35.46	9.16	44.62	54.00	-9.38	AVG

Note:1.Result (dBuV/m) = Correct Factor (dB/m) + Reading(dBuV).

2.Correction factor (dB/m) = Antenna Factor (dB/m) + Cable loss (dB) – Pre-Amplifier gain (dB).

3. When the peak results are less than average limit, so not need to evaluate the average.

Standard:	FCC PART 15.407	Test Distance:	3m
Test item:	Band edge	Power:	AC 110V/60Hz
Frequency:	5560MHz	Temp.(℃)/Hum.(%RH):	26(℃)/60%RH
Mode:	Mode 3	Date:	12/02/2016
Ant.Polar.:	Vertical		
Description:	Antenna:M6060060P23602NB		

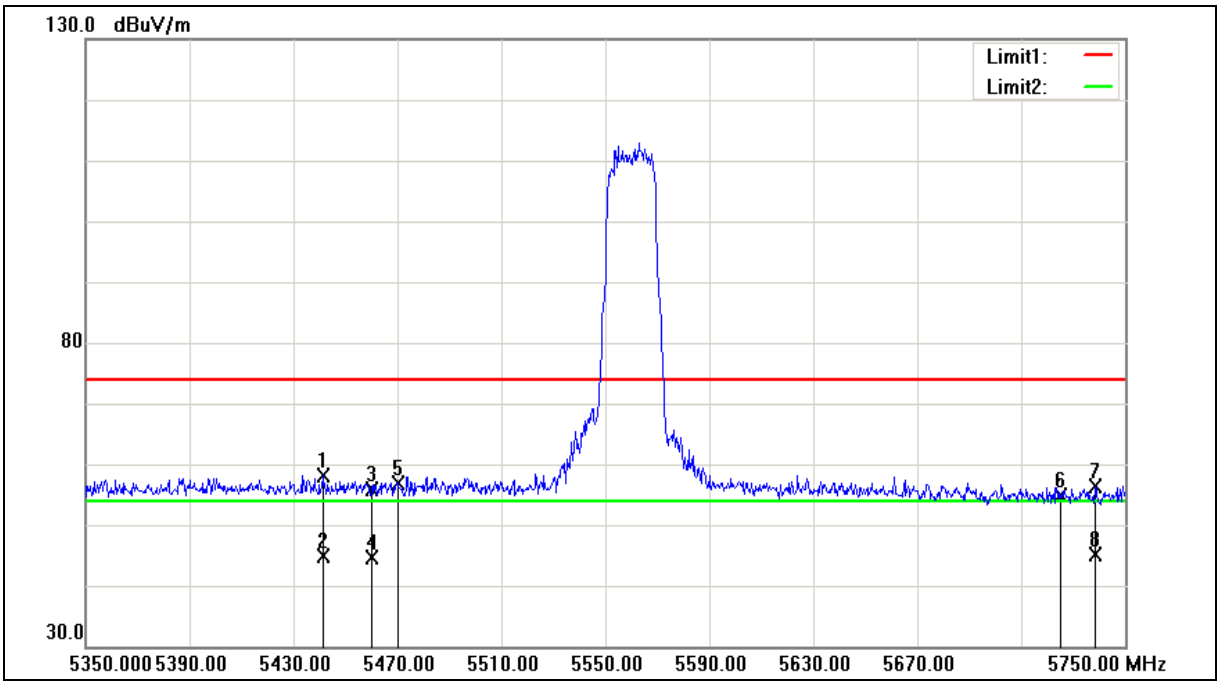

Standard:	FCC PART 15.407	Test Distance:	3m
Test item:	Band edge	Power:	AC 110V/60Hz
Frequency:	5560MHz	Temp.(℃)/Hum.(%RH):	26(℃)/60%RH
Mode:	Mode 3	Date:	12/02/2016
Ant.Polar.:	Vertical		
Description:	Antenna:M6060060P23602NB		

No.	Frequency (MHz)	Reading (dBuV)	Correct Factor (dB/m)	Result (dBuV/m)	Limit (dBuV/m)	Margin (dB)	Remark
1	5441.200	49.65	8.50	58.15	74.00	-15.85	peak
2	5441.200	36.42	8.50	44.92	54.00	-9.08	AVG
3	5460.000	47.49	8.51	56.00	74.00	-18.00	peak
4	5460.000	36.22	8.51	44.73	54.00	-9.27	AVG
5	5470.000	48.30	8.53	56.83	68.20	-11.37	peak
6	5725.000	45.71	9.11	54.82	68.20	-13.38	peak
7	5738.400	47.19	9.14	56.33	74.00	-17.67	peak
8	5738.400	36.01	9.14	45.15	54.00	-8.85	AVG

Note:1.Result (dBuV/m) = Correct Factor (dB/m) + Reading(dBuV).

2.Correction factor (dB/m) = Antenna Factor (dB/m) + Cable loss (dB) − Pre-Amplifier gain (dB).

3. When the peak results are less than average limit, so not need to evaluate the average.

Standard:	FCC PART 15.407	Test Distance:	3m
Test item:	Band edge	Power:	AC 110V/60Hz
Frequency:	5700MHz	Temp.(℃)/Hum.(%RH):	26(℃)/60%RH
Mode:	Mode 3	Date:	12/02/2016
Ant.Polar.:	Horizontal		
Description:	Antenna:M6060060P23602NB		

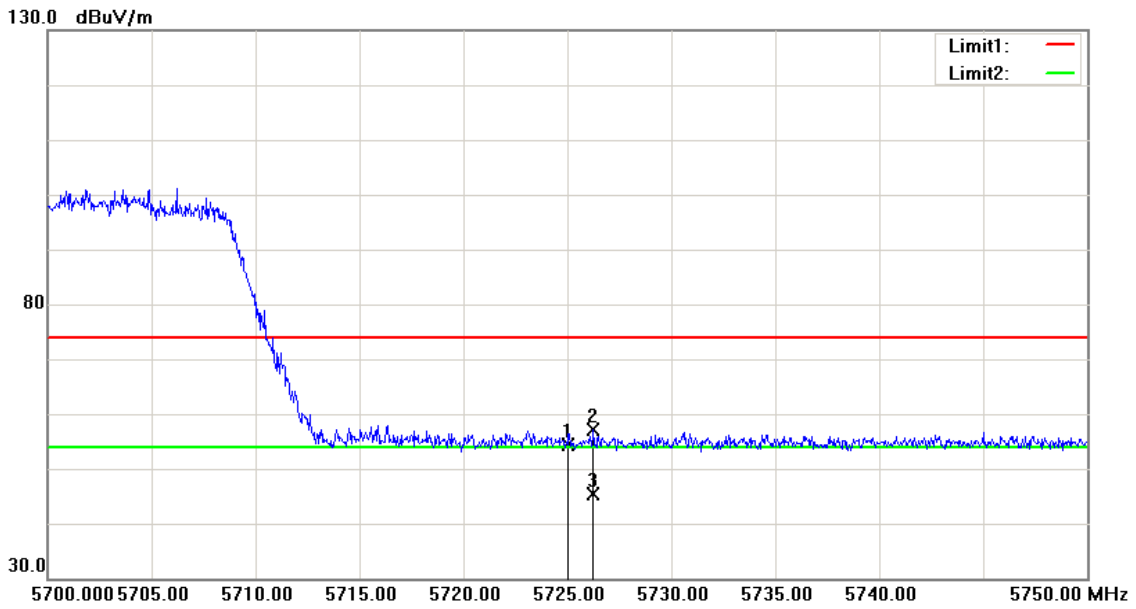

No.	Frequency (MHz)	Reading (dBuV)	Correct Factor (dB/m)	Result (dBuV/m)	Limit (dBuV/m)	Margin (dB)	Remark
1	5725.000	45.35	9.11	54.46	68.20	-13.74	peak
2	5726.250	47.98	9.11	57.09	74.00	-16.91	peak
3	5726.250	36.18	9.11	45.29	54.00	-8.71	AVG

Note:1.Result (dBuV/m) = Correct Factor (dB/m) + Reading(dBuV).

2.Correction factor (dB/m) = Antenna Factor (dB/m) + Cable loss (dB) – Pre-Amplifier gain (dB).

3. When the peak results are less than average limit, so not need to evaluate the average.

Standard:	FCC PART 15.407	Test Distance:	3m
Test item:	Band edge	Power:	AC 110V/60Hz
Frequency:	5700MHz	Temp.(℃)/Hum.(%RH):	26(℃)/60%RH
Mode:	Mode 3	Date:	12/02/2016
Ant.Polar.:	Vertical		
Description:	Antenna:M6060060P23602NB		

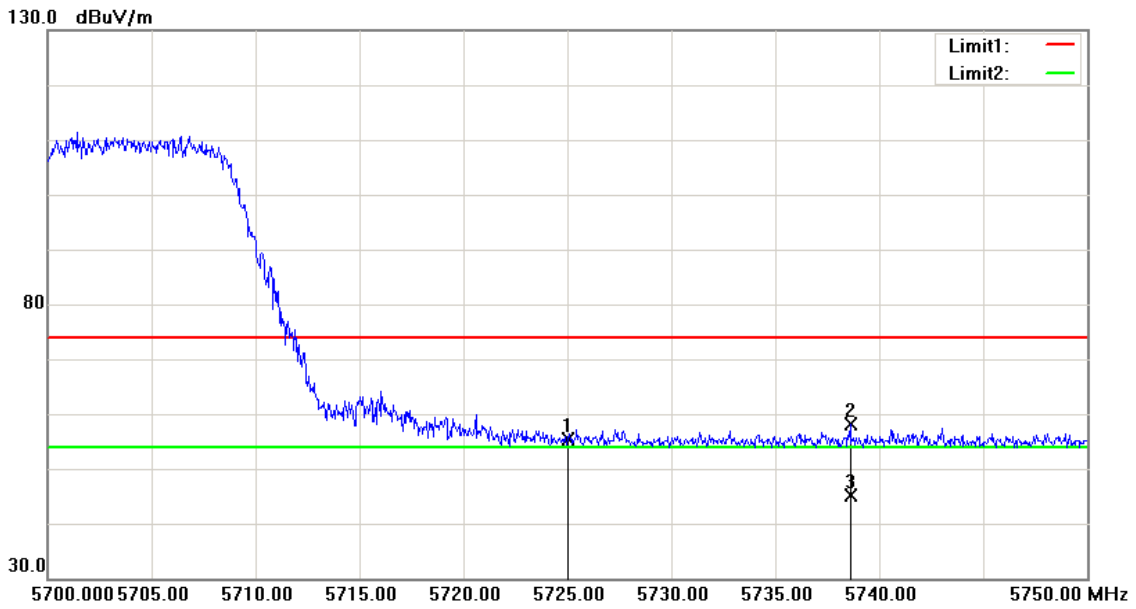

No.	Frequency (MHz)	Reading (dBuV)	Correct Factor (dB/m)	Result (dBuV/m)	Limit (dBuV/m)	Margin (dB)	Remark
1	5725.000	46.20	9.11	55.31	68.20	-12.89	peak
2	5738.600	48.99	9.14	58.13	74.00	-15.87	peak
3	5738.600	36.01	9.14	45.15	54.00	-8.85	AVG

Note:1.Result (dBuV/m) = Correct Factor (dB/m) + Reading(dBuV).

2.Correction factor (dB/m) = Antenna Factor (dB/m) + Cable loss (dB) – Pre-Amplifier gain (dB).

3. When the peak results are less than average limit, so not need to evaluate the average.

Standard:	FCC PART 15.407	Test Distance:	3m
Test item:	Band edge	Power:	AC 110V/60Hz
Frequency:	5270MHz	Temp.(℃)/Hum.(%RH):	26(℃)/60%RH
Mode:	Mode 4	Date:	12/02/2016
Ant.Polar.:	Horizontal		
Description:	Antenna:M6060060P23602NB		

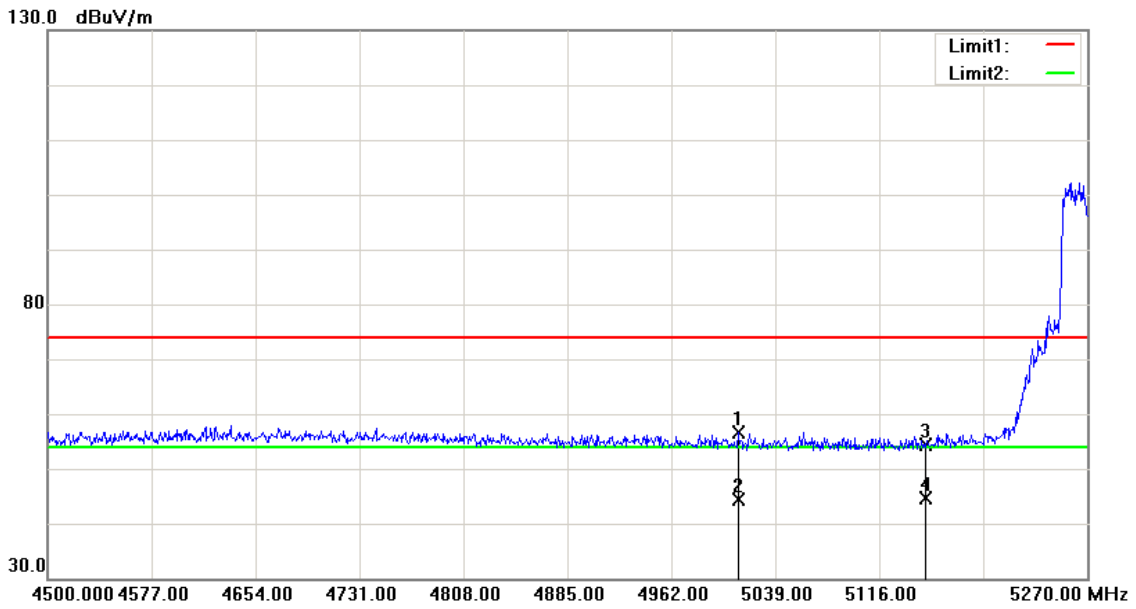

No.	Frequency (MHz)	Reading (dBuV)	Correct Factor (dB/m)	Result (dBuV/m)	Limit (dBuV/m)	Margin (dB)	Remark
1	5011.280	48.48	8.11	56.59	74.00	-17.41	peak
2	5011.280	36.29	8.11	44.40	54.00	-9.60	AVG
3	5150.000	46.23	8.25	54.48	74.00	-19.52	peak
4	5150.000	36.50	8.25	44.75	54.00	-9.25	AVG

Note:1.Result (dBuV/m) = Correct Factor (dB/m) + Reading(dBuV).

2.Correction factor (dB/m) = Antenna Factor (dB/m) + Cable loss (dB) – Pre-Amplifier gain (dB).

3. When the peak results are less than average limit, so not need to evaluate the average.

Standard:	FCC PART 15.407	Test Distance:	3m
Test item:	Band edge	Power:	AC 110V/60Hz
Frequency:	5270MHz	Temp.(℃)/Hum.(%RH):	26(℃)/60%RH
Mode:	Mode 4	Date:	12/02/2016
Ant.Polar.:	Vertical		
Description:	Antenna:M6060060P23602NB		

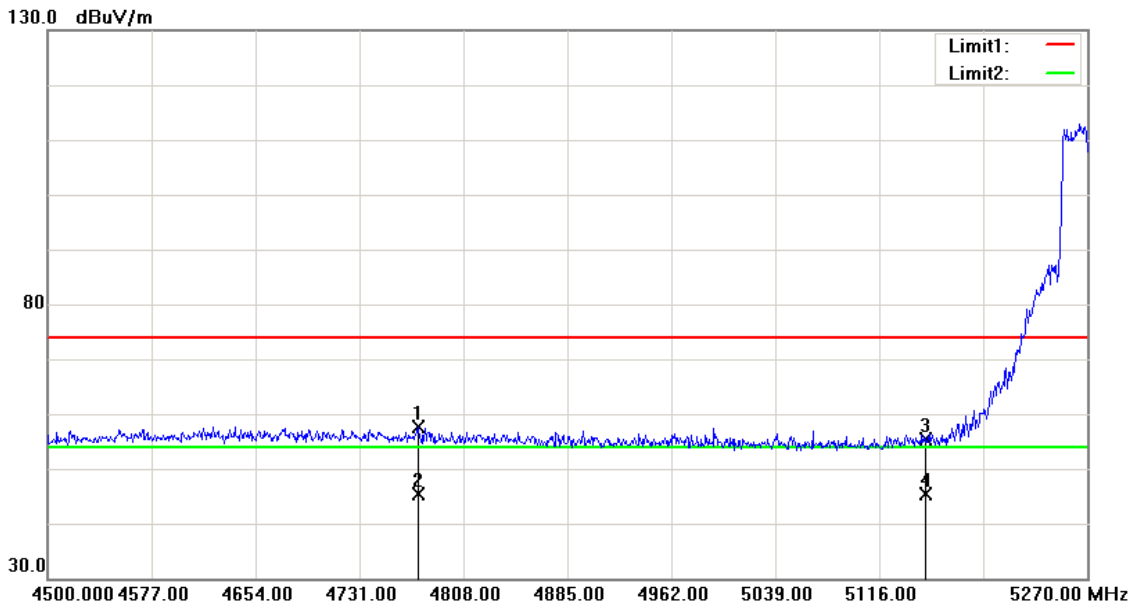

No.	Frequency (MHz)	Reading (dBuV)	Correct Factor (dB/m)	Result (dBuV/m)	Limit (dBuV/m)	Margin (dB)	Remark
1	4774.120	50.24	7.32	57.56	74.00	-16.44	peak
2	4774.120	37.95	7.32	45.27	54.00	-8.73	AVG
3	5150.000	47.10	8.25	55.35	74.00	-18.65	peak
4	5150.000	37.13	8.25	45.38	54.00	-8.62	AVG

Note:1.Result (dBuV/m) = Correct Factor (dB/m) + Reading(dBuV).

2.Correction factor (dB/m) = Antenna Factor (dB/m) + Cable loss (dB) – Pre-Amplifier gain (dB).

3. When the peak results are less than average limit, so not need to evaluate the average.

Standard:	FCC PART 15.407	Test Distance:	3m
Test item:	Band edge	Power:	AC 110V/60Hz
Frequency:	5310MHz	Temp.(℃)/Hum.(%RH):	26(℃)/60%RH
Mode:	Mode 4	Date:	12/02/2016
Ant.Polar.:	Horizontal		
Description:	Antenna:M6060060P23602NB		

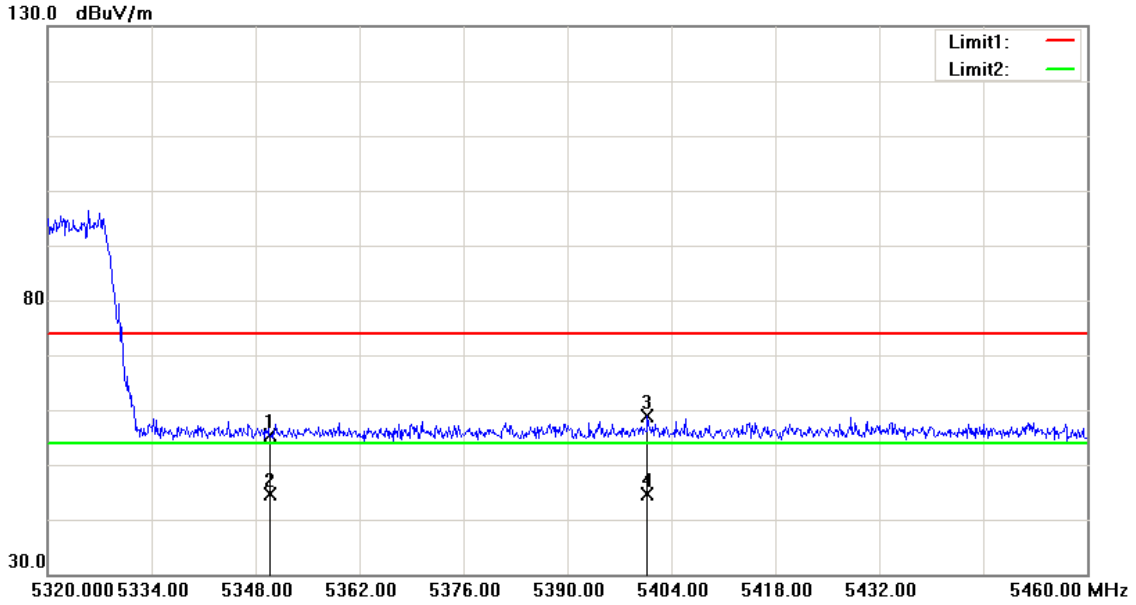

No.	Frequency (MHz)	Reading (dBuV)	Correct Factor (dB/m)	Result (dBuV/m)	Limit (dBuV/m)	Margin (dB)	Remark
1	5350.000	47.01	8.41	55.42	74.00	-18.58	peak
2	5350.000	36.18	8.41	44.59	54.00	-9.41	AVG
3	5400.780	50.37	8.47	58.84	74.00	-15.16	peak
4	5400.780	36.06	8.47	44.53	54.00	-9.47	AVG

Note:1.Result (dBuV/m) = Correct Factor (dB/m) + Reading(dBuV).

2.Correction factor (dB/m) = Antenna Factor (dB/m) + Cable loss (dB) – Pre-Amplifier gain (dB).

3. When the peak results are less than average limit, so not need to evaluate the average.

Standard:	FCC PART 15.407	Test Distance:	3m
Test item:	Band edge	Power:	AC 110V/60Hz
Frequency:	5310MHz	Temp.(℃)/Hum.(%RH):	26(℃)/60%RH
Mode:	Mode 4	Date:	12/02/2016
Ant.Polar.:	Vertical		
Description:	Antenna:M6060060P23602NB		

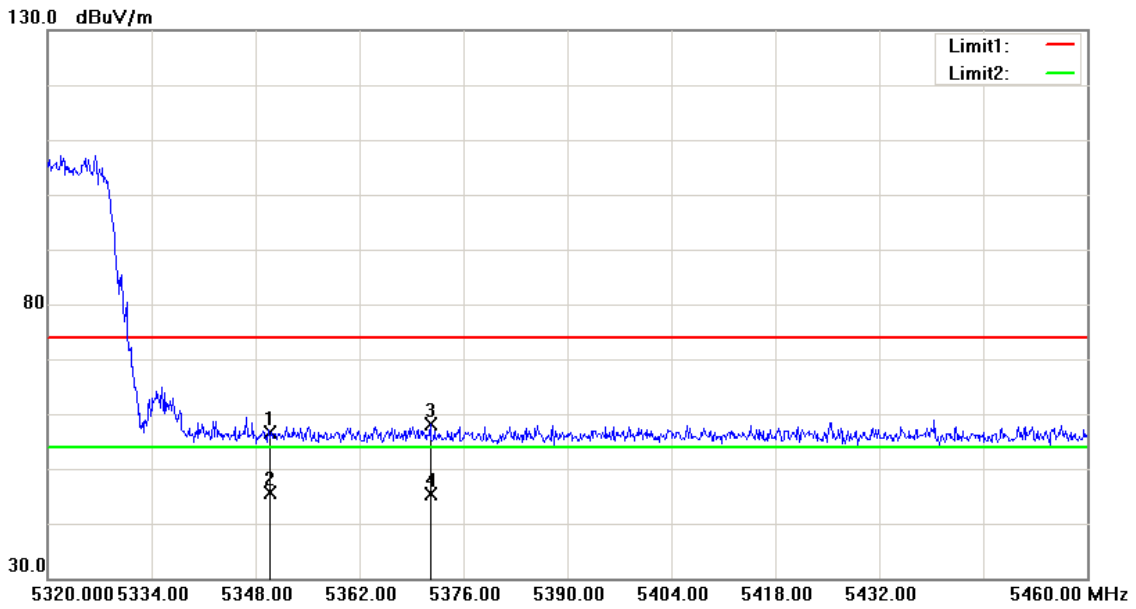

No.	Frequency (MHz)	Reading (dBuV)	Correct Factor (dB/m)	Result (dBuV/m)	Limit (dBuV/m)	Margin (dB)	Remark
1	5350.000	48.22	8.41	56.63	74.00	-17.37	peak
2	5350.000	37.26	8.41	45.67	54.00	-8.33	AVG
3	5371.520	49.73	8.43	58.16	74.00	-15.84	peak
4	5371.520	36.92	8.43	45.35	54.00	-8.65	AVG

Note:1.Result (dBuV/m) = Correct Factor (dB/m) + Reading(dBuV).

2.Correction factor (dB/m) = Antenna Factor (dB/m) + Cable loss (dB) – Pre-Amplifier gain (dB).

3. When the peak results are less than average limit, so not need to evaluate the average.

Standard:	FCC PART 15.407	Test Distance:	3m
Test item:	Band edge	Power:	AC 110V/60Hz
Frequency:	5510MHz	Temp.(℃)/Hum.(%RH):	26(℃)/60%RH
Mode:	Mode 4	Date:	12/02/2016
Ant.Polar.:	Horizontal		
Description:	Antenna:M6060060P23602NB		

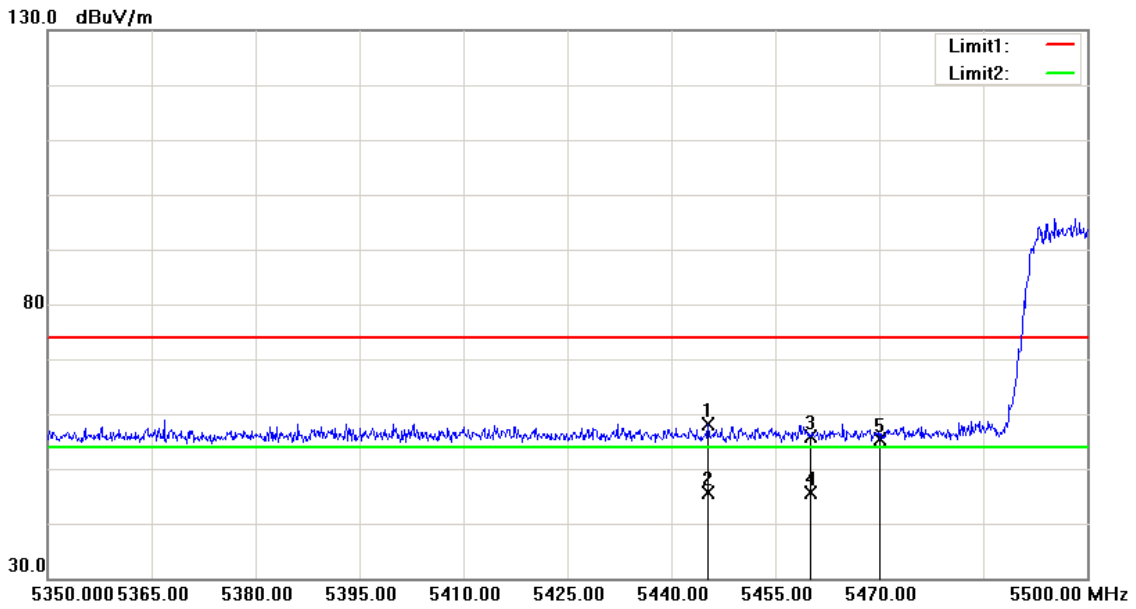

No.	Frequency (MHz)	Reading (dBuV)	Correct Factor (dB/m)	Result (dBuV/m)	Limit (dBuV/m)	Margin (dB)	Remark
1	5445.250	49.68	8.51	58.19	74.00	-15.81	peak
2	5445.250	37.00	8.51	45.51	54.00	-8.49	AVG
3	5460.000	47.35	8.51	55.86	74.00	-18.14	peak
4	5460.000	37.11	8.51	45.62	54.00	-8.38	AVG
5	5470.000	46.87	8.53	55.40	68.20	-12.80	peak

Note:1.Result (dBuV/m) = Correct Factor (dB/m) + Reading(dBuV).

2.Correction factor (dB/m) = Antenna Factor (dB/m) + Cable loss (dB) – Pre-Amplifier gain (dB).

3. When the peak results are less than average limit, so not need to evaluate the average.

Standard:	FCC PART 15.407	Test Distance:	3m
Test item:	Band edge	Power:	AC 110V/60Hz
Frequency:	5510MHz	Temp.(℃)/Hum.(%RH):	26(℃)/60%RH
Mode:	Mode 4	Date:	12/02/2016
Ant.Polar.:	Vertical		
Description:	Antenna:M6060060P23602NB		

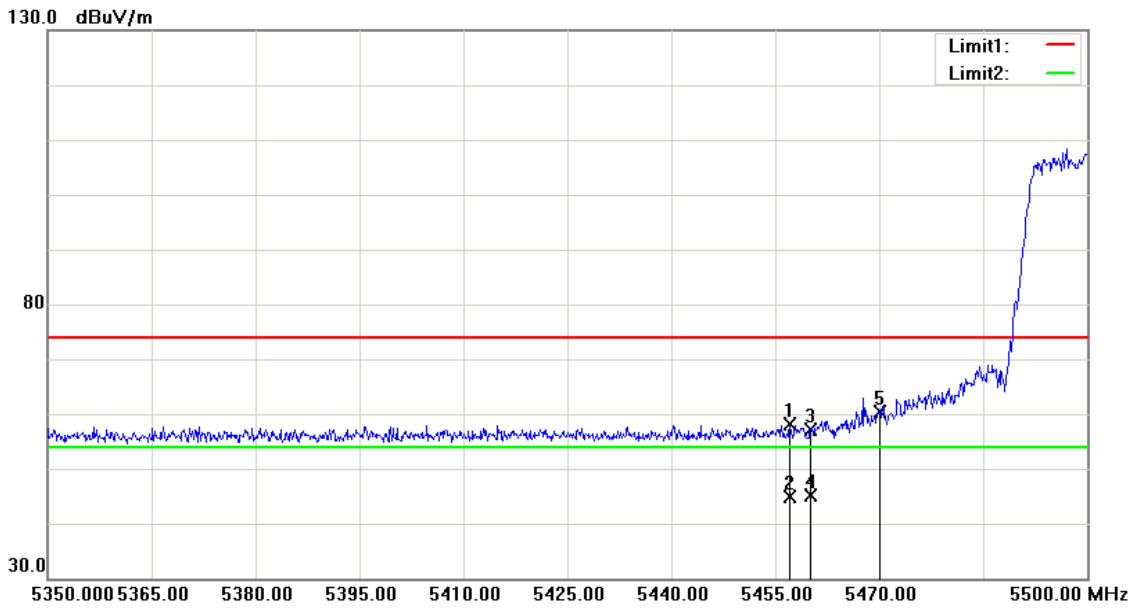

No.	Frequency (MHz)	Reading (dBuV)	Correct Factor (dB/m)	Result (dBuV/m)	Limit (dBuV/m)	Margin (dB)	Remark
1	5457.100	49.61	8.51	58.12	74.00	-15.88	peak
2	5457.100	36.43	8.51	44.94	54.00	-9.06	AVG
3	5460.000	48.54	8.51	57.05	74.00	-16.95	peak
4	5460.000	36.70	8.51	45.21	54.00	-8.79	AVG
5	5470.000	51.82	8.53	60.35	68.20	-7.85	peak

Note:1.Result (dBuV/m) = Correct Factor (dB/m) + Reading(dBuV).

2.Correction factor (dB/m) = Antenna Factor (dB/m) + Cable loss (dB) – Pre-Amplifier gain (dB).

3. When the peak results are less than average limit, so not need to evaluate the average.

Standard:	FCC PART 15.407	Test Distance:	3m
Test item:	Band edge	Power:	AC 110V/60Hz
Frequency:	5550MHz	Temp.(℃)/Hum.(%RH):	26(℃)/60%RH
Mode:	Mode 4	Date:	12/02/2016
Ant.Polar.:	Horizontal		
Description:	Antenna:M6060060P23602NB		

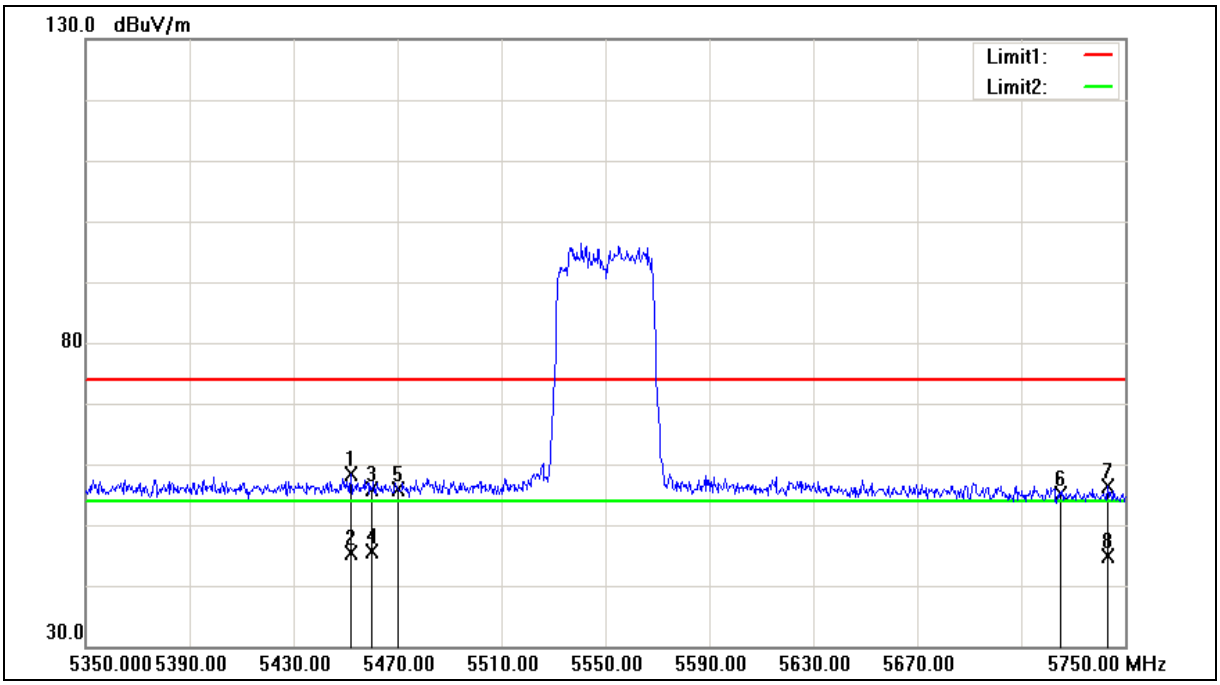

Standard:	FCC PART 15.407	Test Distance:	3m
Test item:	Band edge	Power:	AC 110V/60Hz
Frequency:	5550MHz	Temp.(℃)/Hum.(%RH):	26(℃)/60%RH
Mode:	Mode 4	Date:	12/02/2016
Ant.Polar.:	Horizontal		
Description:	Antenna:M6060060P23602NB		

No.	Frequency (MHz)	Reading (dBuV)	Correct Factor (dB/m)	Result (dBuV/m)	Limit (dBuV/m)	Margin (dB)	Remark
1	5452.000	49.97	8.51	58.48	74.00	-15.52	peak
2	5452.000	36.77	8.51	45.28	54.00	-8.72	AVG
3	5460.000	47.29	8.51	55.80	74.00	-18.20	peak
4	5460.000	37.15	8.51	45.66	54.00	-8.34	AVG
5	5470.000	47.36	8.53	55.89	68.20	-12.31	peak
6	5725.000	45.95	9.11	55.06	68.20	-13.14	peak
7	5743.200	47.12	9.15	56.27	74.00	-17.73	peak
8	5743.200	35.64	9.15	44.79	54.00	-9.21	AVG

Note:1.Result (dBuV/m) = Correct Factor (dB/m) + Reading(dBuV).

2.Correction factor (dB/m) = Antenna Factor (dB/m) + Cable loss (dB) – Pre-Amplifier gain (dB).

3. When the peak results are less than average limit, so not need to evaluate the average.

Standard:	FCC PART 15.407	Test Distance:	3m
Test item:	Band edge	Power:	AC 110V/60Hz
Frequency:	5550MHz	Temp.(℃)/Hum.(%RH):	26(℃)/60%RH
Mode:	Mode 4	Date:	12/02/2016
Ant.Polar.:	Vertical		
Description:	Antenna:M6060060P23602NB		

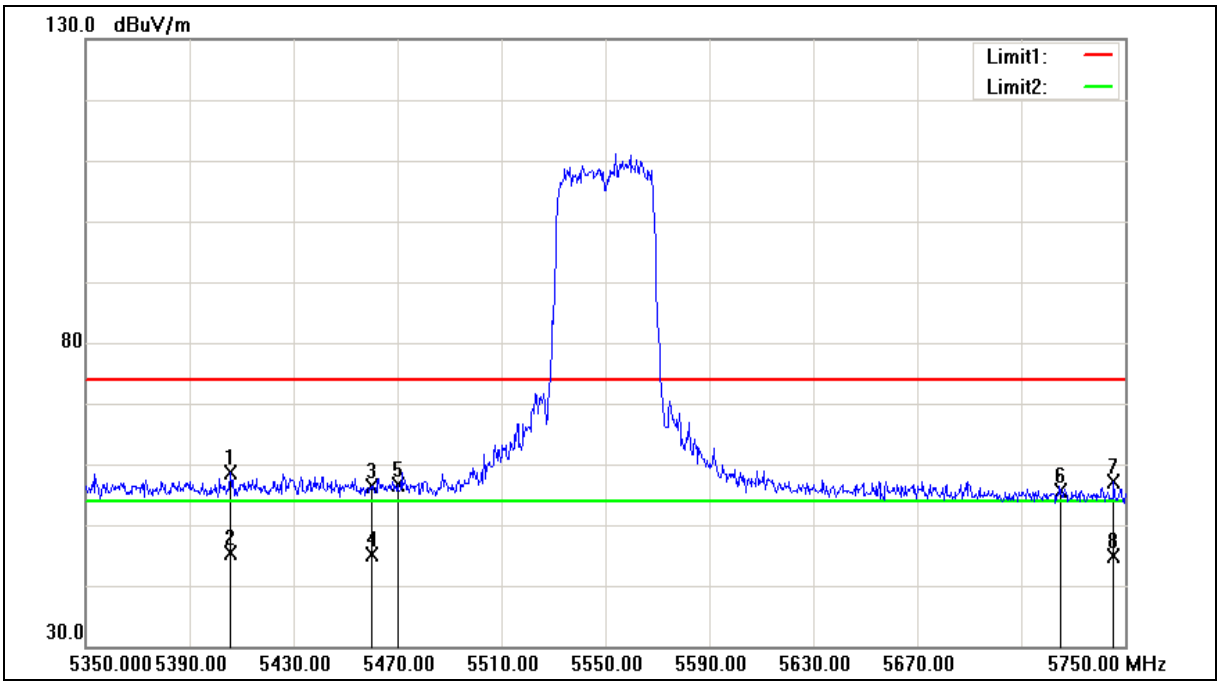

Standard:	FCC PART 15.407	Test Distance:	3m
Test item:	Band edge	Power:	AC 110V/60Hz
Frequency:	5550MHz	Temp.(℃)/Hum.(%RH):	26(℃)/60%RH
Mode:	Mode 4	Date:	12/02/2016
Ant.Polar.:	Vertical		
Description:	Antenna:M6060060P23602NB		

No.	Frequency (MHz)	Reading (dBuV)	Correct Factor (dB/m)	Result (dBuV/m)	Limit (dBuV/m)	Margin (dB)	Remark
1	5405.600	50.25	8.47	58.72	74.00	-15.28	peak
2	5405.600	37.00	8.47	45.47	54.00	-8.53	AVG
3	5460.000	47.83	8.51	56.34	74.00	-17.66	peak
4	5460.000	36.71	8.51	45.22	54.00	-8.78	AVG
5	5470.000	48.09	8.53	56.62	68.20	-11.58	peak
6	5725.000	46.59	9.11	55.70	68.20	-12.50	peak
7	5745.600	47.89	9.16	57.05	74.00	-16.95	peak
8	5745.600	35.61	9.16	44.77	54.00	-9.23	AVG

Note:1.Result (dBuV/m) = Correct Factor (dB/m) + Reading(dBuV).

2.Correction factor (dB/m) = Antenna Factor (dB/m) + Cable loss (dB) – Pre-Amplifier gain (dB).

3. When the peak results are less than average limit, so not need to evaluate the average.

Standard:	FCC PART 15.407	Test Distance:	3m
Test item:	Band edge	Power:	AC 110V/60Hz
Frequency:	5670MHz	Temp.(℃)/Hum.(%RH):	26(℃)/60%RH
Mode:	Mode 4	Date:	12/02/2016
Ant.Polar.:	Horizontal		
Description:	Antenna:M6060060P23602NB		

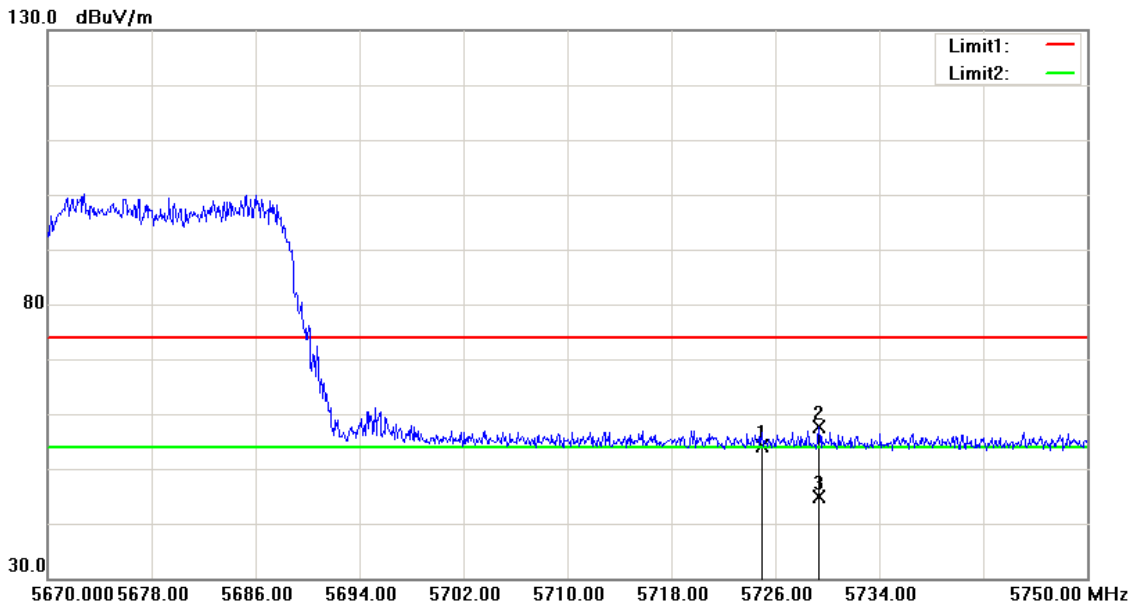

No.	Frequency (MHz)	Reading (dBuV)	Correct Factor (dB/m)	Result (dBuV/m)	Limit (dBuV/m)	Margin (dB)	Remark
1	5725.000	45.10	9.11	54.21	68.20	-13.99	peak
2	5729.360	48.60	9.12	57.72	74.00	-16.28	peak
3	5729.360	35.66	9.12	44.78	54.00	-9.22	AVG

Note:1.Result (dBuV/m) = Correct Factor (dB/m) + Reading(dBuV).

2.Correction factor (dB/m) = Antenna Factor (dB/m) + Cable loss (dB) – Pre-Amplifier gain (dB).

3. When the peak results are less than average limit, so not need to evaluate the average.

Standard:	FCC PART 15.407	Test Distance:	3m
Test item:	Band edge	Power:	AC 110V/60Hz
Frequency:	5670MHz	Temp.(℃)/Hum.(%RH):	26(℃)/60%RH
Mode:	Mode 4	Date:	12/02/2016
Ant.Polar.:	Vertical		
Description:	Antenna:M6060060P23602NB		

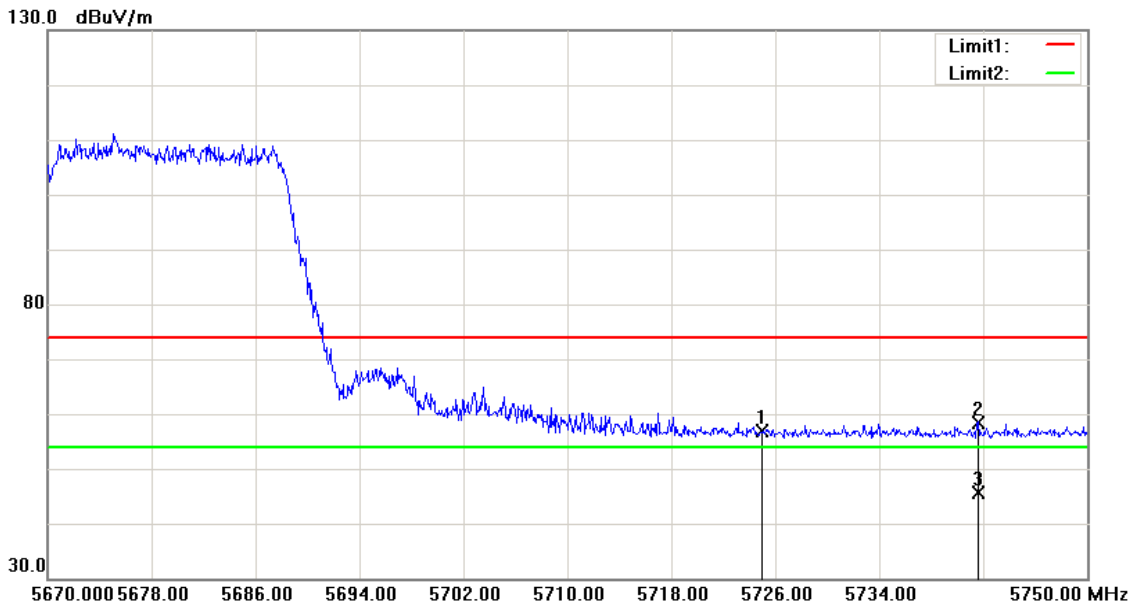

No.	Frequency (MHz)	Reading (dBuV)	Correct Factor (dB/m)	Result (dBuV/m)	Limit (dBuV/m)	Margin (dB)	Remark
1	5725.000	47.68	9.11	56.79	68.20	-11.41	peak
2	5741.600	49.35	9.15	58.50	74.00	-15.50	peak
3	5741.600	36.46	9.15	45.61	54.00	-8.39	AVG

Note:1.Result (dBuV/m) = Correct Factor (dB/m) + Reading(dBuV).

2.Correction factor (dB/m) = Antenna Factor (dB/m) + Cable loss (dB) – Pre-Amplifier gain (dB).

3. When the peak results are less than average limit, so not need to evaluate the average.

Standard:	FCC PART 15.407	Test Distance:	3m
Test item:	Band edge	Power:	AC 110V/60Hz
Frequency:	5290MHz	Temp.(℃)/Hum.(%RH):	26(℃)/60%RH
Mode:	Mode 5	Date:	12/02/2016
Ant.Polar.:	Horizontal		
Description:	Antenna:M6060060P23602NB		

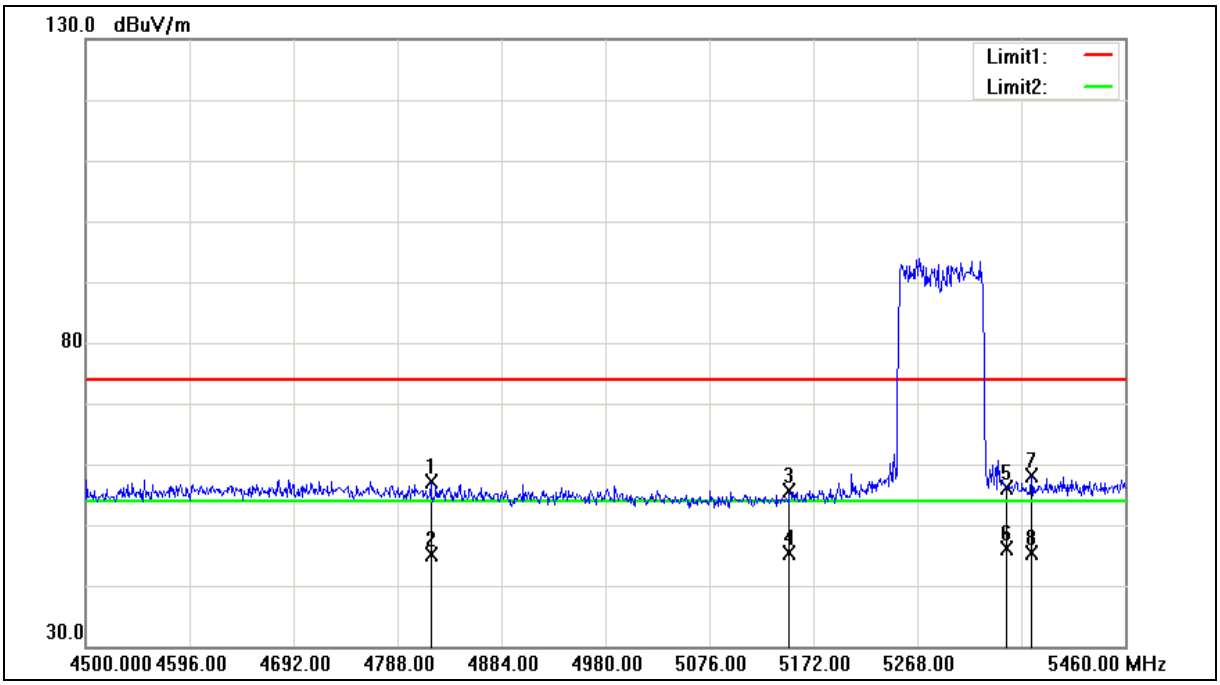

Standard:	FCC PART 15.407	Test Distance:	3m
Test item:	Band edge	Power:	AC 110V/60Hz
Frequency:	5290MHz	Temp.(℃)/Hum.(%RH):	26(℃)/60%RH
Mode:	Mode 5	Date:	12/02/2016
Ant.Polar.:	Horizontal		
Description:	Antenna:M6060060P23602NB		

No.	Frequency (MHz)	Reading (dBuV)	Correct Factor (dB/m)	Result (dBuV/m)	Limit (dBuV/m)	Margin (dB)	Remark
1	4818.720	49.53	7.48	57.01	74.00	-16.99	peak
2	4818.720	37.66	7.48	45.14	54.00	-8.86	AVG
3	5150.000	47.47	8.25	55.72	74.00	-18.28	peak
4	5150.000	37.06	8.25	45.31	54.00	-8.69	AVG
5	5350.000	47.68	8.41	56.09	74.00	-17.91	peak
6	5350.000	37.80	8.41	46.21	54.00	-7.79	AVG
7	5373.600	49.78	8.43	58.21	74.00	-15.79	peak
8	5373.600	36.86	8.43	45.29	54.00	-8.71	AVG

Note:1.Result (dBuV/m) = Correct Factor (dB/m) + Reading(dBuV).

2.Correction factor (dB/m) = Antenna Factor (dB/m) + Cable loss (dB) − Pre-Amplifier gain (dB).

3. When the peak results are less than average limit, so not need to evaluate the average.

Standard:	FCC PART 15.407	Test Distance:	3m
Test item:	Band edge	Power:	AC 110V/60Hz
Frequency:	5290MHz	Temp.(℃)/Hum.(%RH):	26(℃)/60%RH
Mode:	Mode 5	Date:	12/02/2016
Ant.Polar.:	Vertical		
Description:	Antenna:M6060060P23602NB		

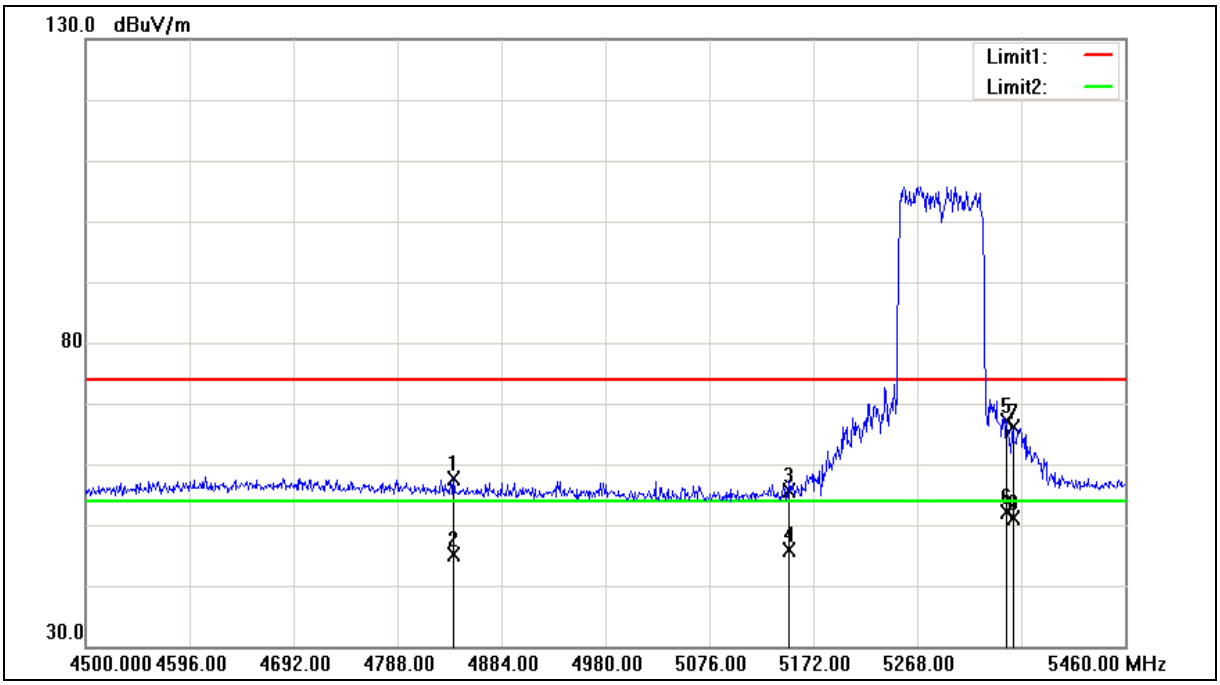

Standard:	FCC PART 15.407	Test Distance:	3m
Test item:	Band edge	Power:	AC 110V/60Hz
Frequency:	5290MHz	Temp.(℃)/Hum.(%RH):	26(℃)/60%RH
Mode:	Mode 5	Date:	12/02/2016
Ant.Polar.:	Vertical		
Description:	Antenna:M6060060P23602NB		

No.	Frequency (MHz)	Reading (dBuV)	Correct Factor (dB/m)	Result (dBuV/m)	Limit (dBuV/m)	Margin (dB)	Remark
1	4839.840	50.19	7.55	57.74	74.00	-16.26	peak
2	4839.840	37.67	7.55	45.22	54.00	-8.78	AVG
3	5150.000	47.47	8.25	55.72	74.00	-18.28	peak
4	5150.000	37.68	8.25	45.93	54.00	-8.07	AVG
5	5350.000	58.67	8.41	67.08	74.00	-6.92	peak
6	5350.000	43.81	8.41	52.22	54.00	-1.78	AVG
7	5356.320	57.66	8.42	66.08	74.00	-7.92	peak
8	5356.320	42.72	8.42	51.14	54.00	-2.86	AVG

Note:1.Result (dBuV/m) = Correct Factor (dB/m) + Reading(dBuV).

2.Correction factor (dB/m) = Antenna Factor (dB/m) + Cable loss (dB) – Pre-Amplifier gain (dB).

3. When the peak results are less than average limit, so not need to evaluate the average.

Standard:	FCC PART 15.407	Test Distance:	3m
Test item:	Band edge	Power:	AC 110V/60Hz
Frequency:	5530MHz	Temp.(℃)/Hum.(%RH):	26(℃)/60%RH
Mode:	Mode 5	Date:	12/02/2016
Ant.Polar.:	Horizontal		
Description:	Antenna:M6060060P23602NB		

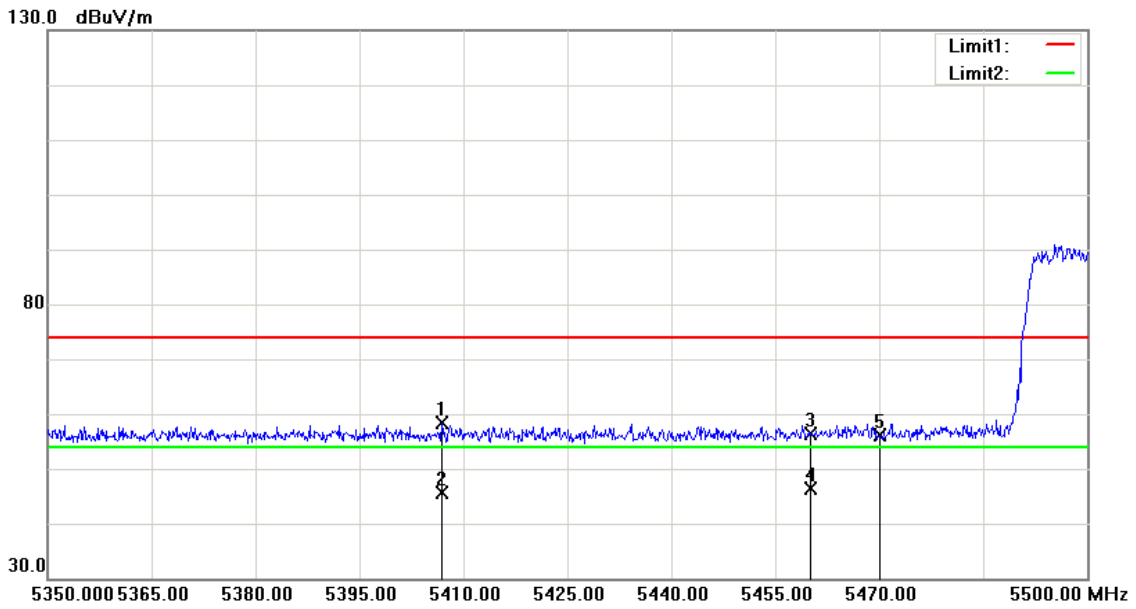

No.	Frequency (MHz)	Reading (dBuV)	Correct Factor (dB/m)	Result (dBuV/m)	Limit (dBuV/m)	Margin (dB)	Remark
1	5406.850	49.85	8.47	58.32	74.00	-15.68	peak
2	5406.850	37.26	8.47	45.73	54.00	-8.27	AVG
3	5460.000	47.90	8.51	56.41	74.00	-17.59	peak
4	5460.000	37.75	8.51	46.26	54.00	-7.74	AVG
5	5470.000	47.69	8.53	56.22	68.20	-11.98	peak

Note:1.Result (dBuV/m) = Correct Factor (dB/m) + Reading(dBuV).

2.Correction factor (dB/m) = Antenna Factor (dB/m) + Cable loss (dB) – Pre-Amplifier gain (dB).

3. When the peak results are less than average limit, so not need to evaluate the average.

Standard:	FCC PART 15.407	Test Distance:	3m
Test item:	Band edge	Power:	AC 110V/60Hz
Frequency:	5530MHz	Temp.(℃)/Hum.(%RH):	26(℃)/60%RH
Mode:	Mode 5	Date:	12/02/2016
Ant.Polar.:	Vertical		
Description:	Antenna:M6060060P23602NB		

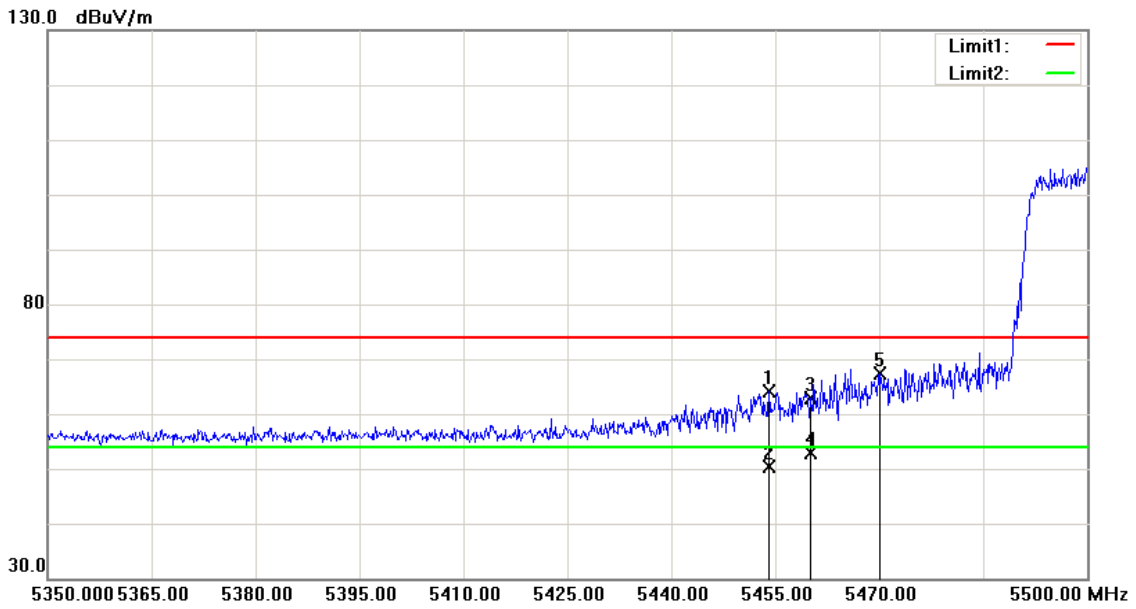

No.	Frequency (MHz)	Reading (dBuV)	Correct Factor (dB/m)	Result (dBuV/m)	Limit (dBuV/m)	Margin (dB)	Remark
1	5454.100	55.61	8.51	64.12	74.00	-9.88	peak
2	5454.100	41.80	8.51	50.31	54.00	-3.69	AVG
3	5460.000	54.28	8.51	62.79	74.00	-11.21	peak
4	5460.000	44.43	8.51	52.94	54.00	-1.06	AVG
5	5470.000	58.78	8.53	67.31	68.20	-0.89	peak

Note:1.Result (dBuV/m) = Correct Factor (dB/m) + Reading(dBuV).

2.Correction factor (dB/m) = Antenna Factor (dB/m) + Cable loss (dB) – Pre-Amplifier gain (dB).

3. When the peak results are less than average limit, so not need to evaluate the average.

Standard:	FCC PART 15.407	Test Distance:	3m
Test item:	Band edge	Power:	AC 110V/60Hz
Frequency:	5260MHz	Temp.(℃)/Hum.(%RH):	26(℃)/60%RH
Mode:	Mode 2	Date:	12/07/2016
Ant.Polar.:	Horizontal		
Description:	Antenna:SAA04-22008A		

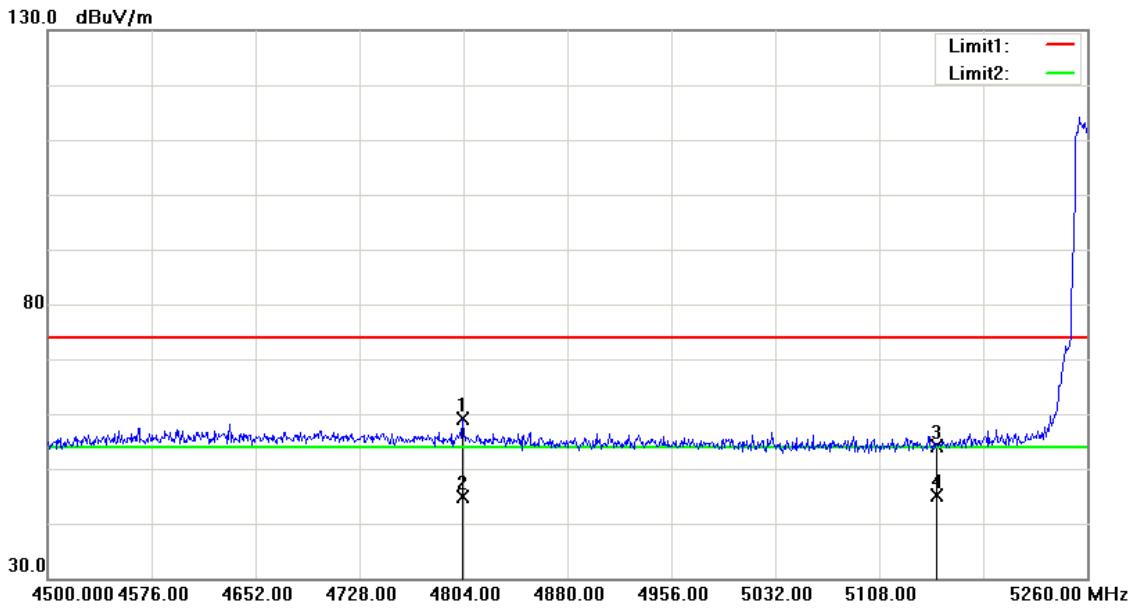

No.	Frequency (MHz)	Reading (dBuV)	Correct Factor (dB/m)	Result (dBuV/m)	Limit (dBuV/m)	Margin (dB)	Remark
1	4803.240	51.59	7.43	59.02	74.00	-14.98	peak
2	4803.240	37.36	7.43	44.79	54.00	-9.21	AVG
3	5150.000	45.81	8.25	54.06	74.00	-19.94	peak
4	5150.000	36.99	8.25	45.24	54.00	-8.76	AVG

Note:1.Result (dBuV/m) = Correct Factor (dB/m) + Reading(dBuV).

2.Correction factor (dB/m) = Antenna Factor (dB/m) + Cable loss (dB) – Pre-Amplifier gain (dB).

3. When the peak results are less than average limit, so not need to evaluate the average.

Standard:	FCC PART 15.407	Test Distance:	3m
Test item:	Band edge	Power:	AC 110V/60Hz
Frequency:	5260MHz	Temp.(℃)/Hum.(%RH):	26(℃)/60%RH
Mode:	Mode 2	Date:	12/07/2016
Ant.Polar.:	Vertical		
Description:	Antenna:SAA04-22008A		

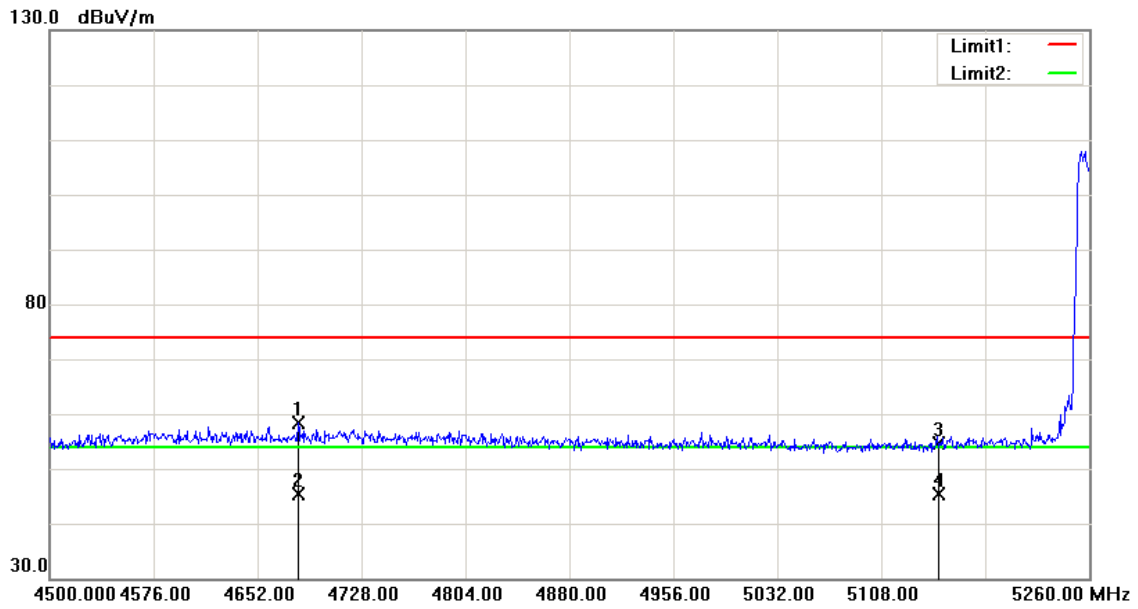

No.	Frequency (MHz)	Reading (dBuV)	Correct Factor (dB/m)	Result (dBuV/m)	Limit (dBuV/m)	Margin (dB)	Remark
1	4681.640	51.31	7.00	58.31	74.00	-15.69	peak
2	4681.640	38.30	7.00	45.30	54.00	-8.70	AVG
3	5150.000	46.34	8.25	54.59	74.00	-19.41	peak
4	5150.000	37.11	8.25	45.36	54.00	-8.64	AVG

Note:1.Result (dBuV/m) = Correct Factor (dB/m) + Reading(dBuV).

2.Correction factor (dB/m) = Antenna Factor (dB/m) + Cable loss (dB) – Pre-Amplifier gain (dB).

3. When the peak results are less than average limit, so not need to evaluate the average.

Standard:	FCC PART 15.407	Test Distance:	3m
Test item:	Band edge	Power:	AC 110V/60Hz
Frequency:	5280MHz	Temp.(℃)/Hum.(%RH):	26(℃)/60%RH
Mode:	Mode 2	Date:	12/07/2016
Ant.Polar.:	Horizontal		
Description:	Antenna:SAA04-22008A		

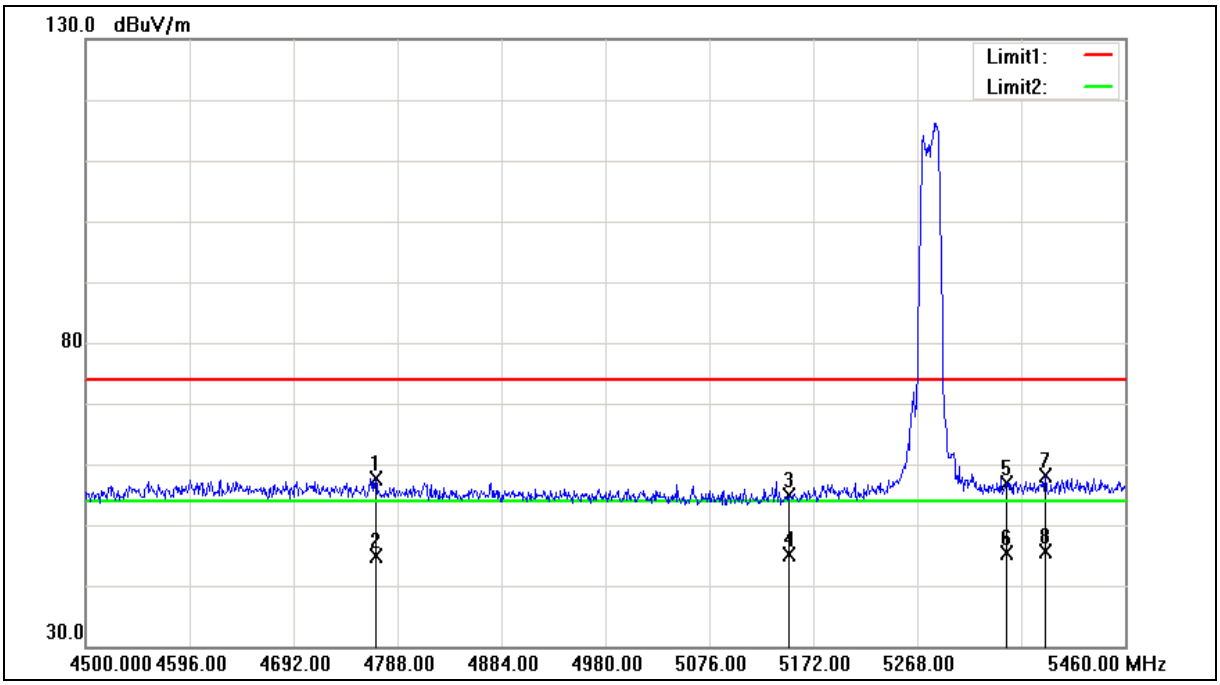

Standard:	FCC PART 15.407	Test Distance:	3m
Test item:	Band edge	Power:	AC 110V/60Hz
Frequency:	5280MHz	Temp.(℃)/Hum.(%RH):	26(℃)/60%RH
Mode:	Mode 2	Date:	12/07/2016
Ant.Polar.:	Horizontal		
Description:	Antenna:SAA04-22008A		

No.	Frequency (MHz)	Reading (dBuV)	Correct Factor (dB/m)	Result (dBuV/m)	Limit (dBuV/m)	Margin (dB)	Remark
1	4767.840	50.24	7.30	57.54	74.00	-16.46	peak
2	4767.840	37.67	7.30	44.97	54.00	-9.03	AVG
3	5150.000	46.52	8.25	54.77	74.00	-19.23	peak
4	5150.000	36.94	8.25	45.19	54.00	-8.81	AVG
5	5350.000	48.35	8.41	56.76	74.00	-17.24	peak
6	5350.000	36.93	8.41	45.34	54.00	-8.66	AVG
7	5386.080	49.58	8.45	58.03	74.00	-15.97	peak
8	5386.080	37.13	8.45	45.58	54.00	-8.42	AVG

Note:1.Result (dBuV/m) = Correct Factor (dB/m) + Reading(dBuV).

2.Correction factor (dB/m) = Antenna Factor (dB/m) + Cable loss (dB) − Pre-Amplifier gain (dB).

3. When the peak results are less than average limit, so not need to evaluate the average.

Standard:	FCC PART 15.407	Test Distance:	3m
Test item:	Band edge	Power:	AC 110V/60Hz
Frequency:	5280MHz	Temp.(℃)/Hum.(%RH):	26(℃)/60%RH
Mode:	Mode 2	Date:	12/07/2016
Ant.Polar.:	Vertical		
Description:	Antenna:SAA04-22008A		

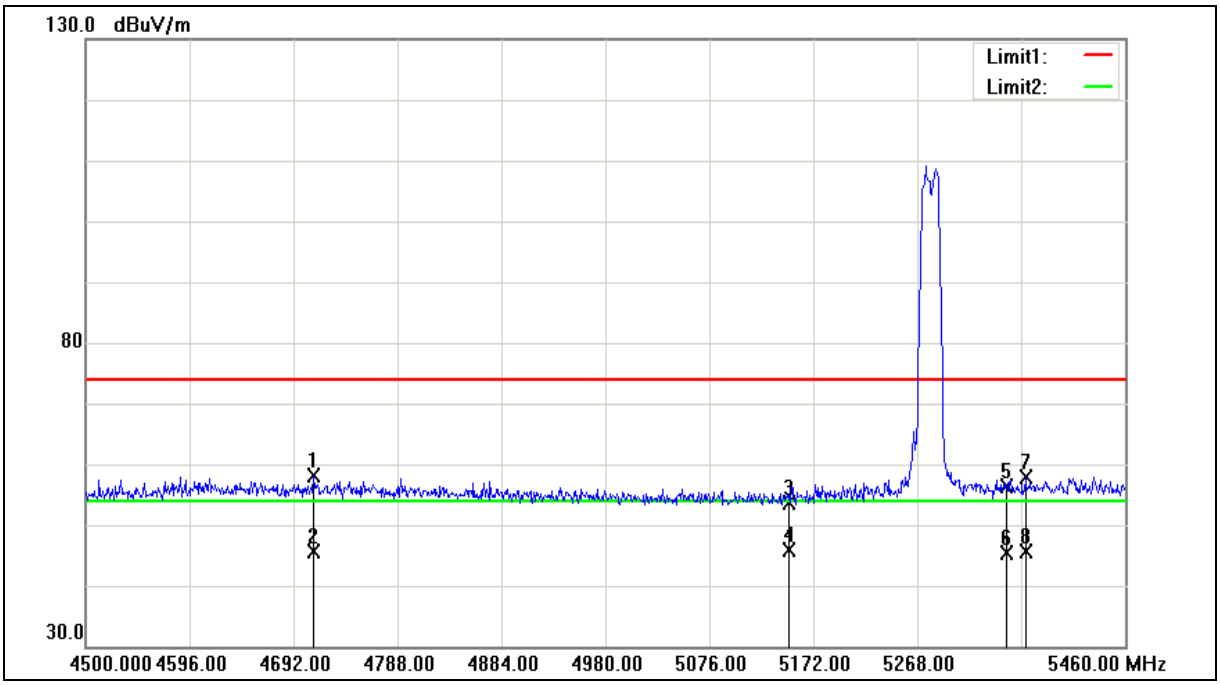

Standard:	FCC PART 15.407	Test Distance:	3m
Test item:	Band edge	Power:	AC 110V/60Hz
Frequency:	5280MHz	Temp.(℃)/Hum.(%RH):	26(℃)/60%RH
Mode:	Mode 2	Date:	12/07/2016
Ant.Polar.:	Vertical		
Description:	Antenna:SAA04-22008A		

No.	Frequency (MHz)	Reading (dBuV)	Correct Factor (dB/m)	Result (dBuV/m)	Limit (dBuV/m)	Margin (dB)	Remark
1	4710.240	50.91	7.10	58.01	74.00	-15.99	peak
2	4710.240	38.50	7.10	45.60	54.00	-8.40	AVG
3	5150.000	45.45	8.25	53.70	74.00	-20.30	peak
4	5150.000	37.52	8.25	45.77	54.00	-8.23	AVG
5	5350.000	47.88	8.41	56.29	74.00	-17.71	peak
6	5350.000	36.97	8.41	45.38	54.00	-8.62	AVG
7	5367.840	49.34	8.43	57.77	74.00	-16.23	peak
8	5367.840	37.09	8.43	45.52	54.00	-8.48	AVG

Note:1.Result (dBuV/m) = Correct Factor (dB/m) + Reading(dBuV).

2.Correction factor (dB/m) = Antenna Factor (dB/m) + Cable loss (dB) – Pre-Amplifier gain (dB).

3. When the peak results are less than average limit, so not need to evaluate the average.

Standard:	FCC PART 15.407	Test Distance:	3m
Test item:	Band edge	Power:	AC 110V/60Hz
Frequency:	5320MHz	Temp.(℃)/Hum.(%RH):	26(℃)/60%RH
Mode:	Mode 2	Date:	12/07/2016
Ant.Polar.:	Horizontal		
Description:	Antenna:SAA04-22008A		

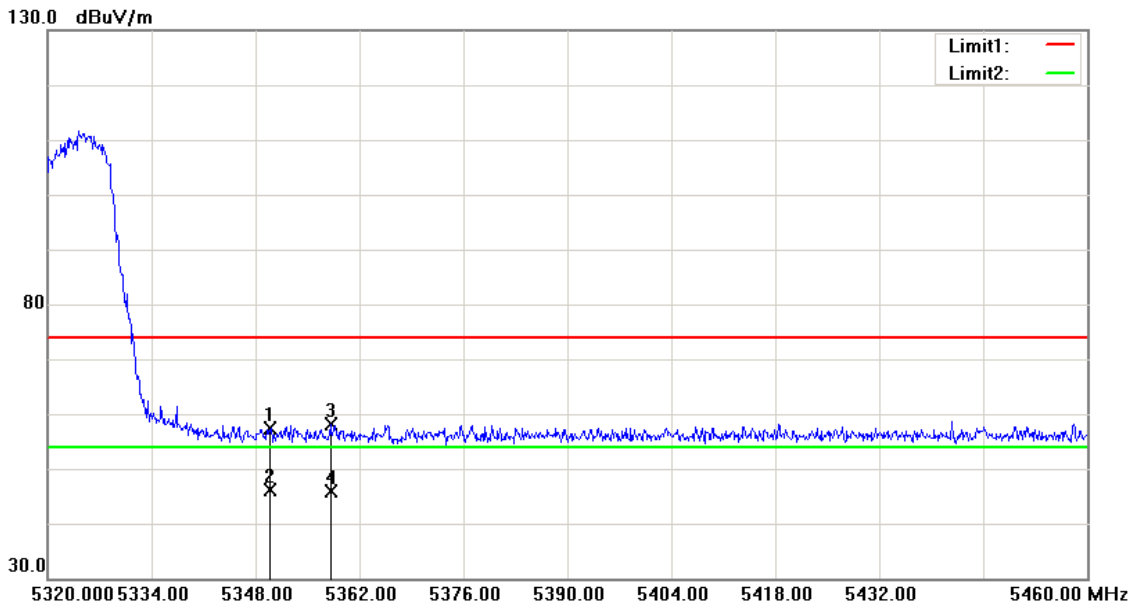

No.	Frequency (MHz)	Reading (dBuV)	Correct Factor (dB/m)	Result (dBuV/m)	Limit (dBuV/m)	Margin (dB)	Remark
1	5350.000	48.90	8.41	57.31	74.00	-16.69	peak
2	5350.000	37.70	8.41	46.11	54.00	-7.89	AVG
3	5358.080	49.77	8.42	58.19	74.00	-15.81	peak
4	5358.080	37.54	8.42	45.96	54.00	-8.04	AVG

Note:1.Result (dBuV/m) = Correct Factor (dB/m) + Reading(dBuV).

2.Correction factor (dB/m) = Antenna Factor (dB/m) + Cable loss (dB) – Pre-Amplifier gain (dB).

3. When the peak results are less than average limit, so not need to evaluate the average.

Standard:	FCC PART 15.407	Test Distance:	3m
Test item:	Band edge	Power:	AC 110V/60Hz
Frequency:	5320MHz	Temp.(℃)/Hum.(%RH):	26(℃)/60%RH
Mode:	Mode 2	Date:	12/07/2016
Ant.Polar.:	Vertical		
Description:	Antenna:SAA04-22008A		

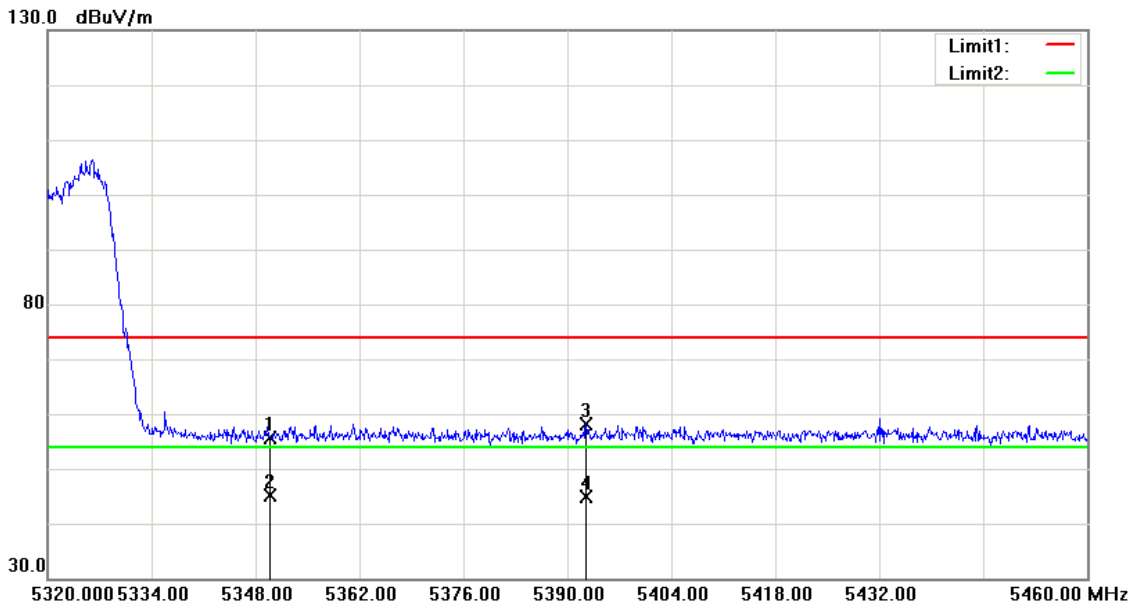

No.	Frequency (MHz)	Reading (dBuV)	Correct Factor (dB/m)	Result (dBuV/m)	Limit (dBuV/m)	Margin (dB)	Remark
1	5350.000	47.22	8.41	55.63	74.00	-18.37	peak
2	5350.000	36.78	8.41	45.19	54.00	-8.81	AVG
3	5392.520	49.73	8.46	58.19	74.00	-15.81	peak
4	5392.520	36.37	8.46	44.83	54.00	-9.17	AVG

Note:1.Result (dBuV/m) = Correct Factor (dB/m) + Reading(dBuV).

2.Correction factor (dB/m) = Antenna Factor (dB/m) + Cable loss (dB) – Pre-Amplifier gain (dB).

3. When the peak results are less than average limit, so not need to evaluate the average.

Standard:	FCC PART 15.407	Test Distance:	3m
Test item:	Band edge	Power:	AC 110V/60Hz
Frequency:	5500MHz	Temp.(℃)/Hum.(%RH):	26(℃)/60%RH
Mode:	Mode 2	Date:	12/07/2016
Ant.Polar.:	Horizontal		
Description:	Antenna:SAA04-22008A		

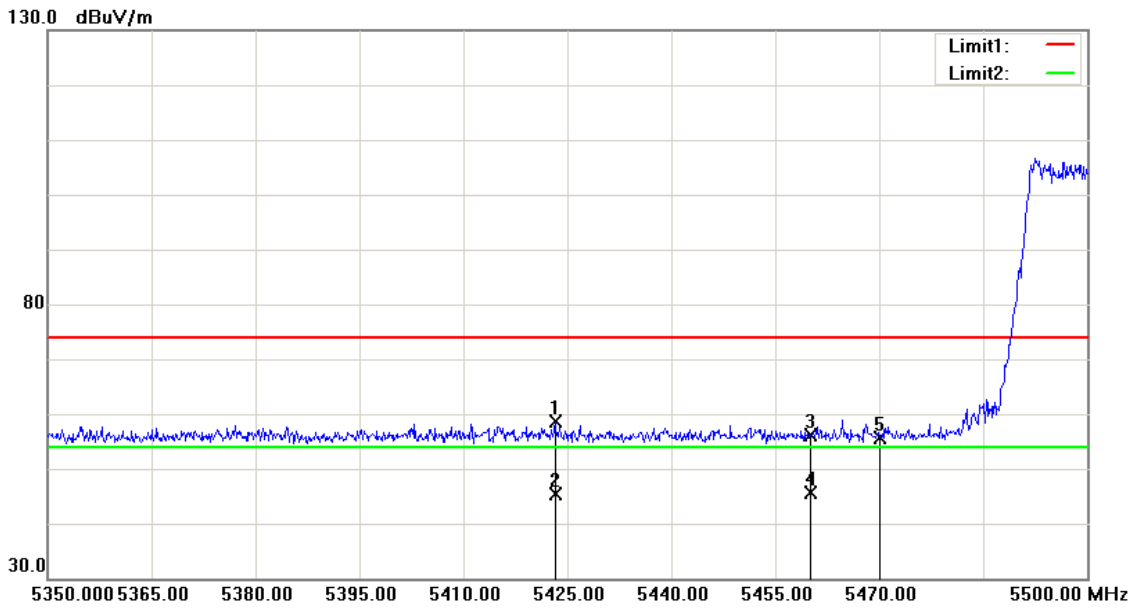

No.	Frequency (MHz)	Reading (dBuV)	Correct Factor (dB/m)	Result (dBuV/m)	Limit (dBuV/m)	Margin (dB)	Remark
1	5423.200	50.02	8.49	58.51	74.00	-15.49	peak
2	5423.200	36.88	8.49	45.37	54.00	-8.63	AVG
3	5460.000	47.71	8.51	56.22	74.00	-17.78	peak
4	5460.000	37.12	8.51	45.63	54.00	-8.37	AVG
5	5470.000	47.22	8.53	55.75	68.20	-12.45	peak

Note:1.Result (dBuV/m) = Correct Factor (dB/m) + Reading(dBuV).

2.Correction factor (dB/m) = Antenna Factor (dB/m) + Cable loss (dB) – Pre-Amplifier gain (dB).

3. When the peak results are less than average limit, so not need to evaluate the average.

Standard:	FCC PART 15.407	Test Distance:	3m
Test item:	Band edge	Power:	AC 110V/60Hz
Frequency:	5500MHz	Temp.(℃)/Hum.(%RH):	26(℃)/60%RH
Mode:	Mode 2	Date:	12/07/2016
Ant.Polar.:	Vertical		
Description:	Antenna:SAA04-22008A		

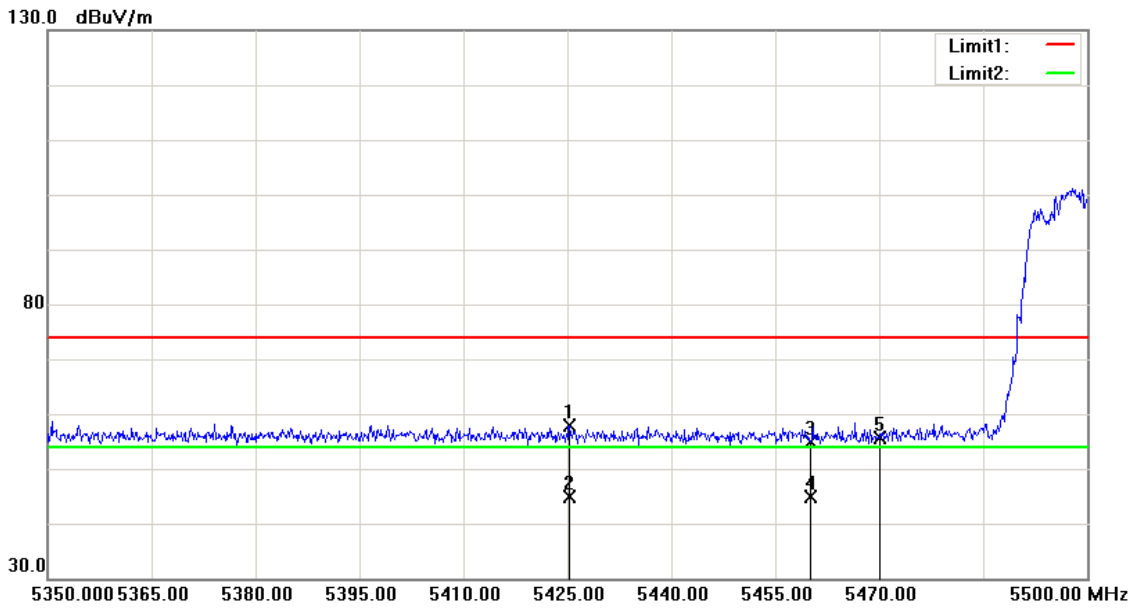

No.	Frequency (MHz)	Reading (dBuV)	Correct Factor (dB/m)	Result (dBuV/m)	Limit (dBuV/m)	Margin (dB)	Remark
1	5425.300	49.47	8.49	57.96	74.00	-16.04	peak
2	5425.300	36.30	8.49	44.79	54.00	-9.21	AVG
3	5460.000	46.37	8.51	54.88	74.00	-19.12	peak
4	5460.000	36.31	8.51	44.82	54.00	-9.18	AVG
5	5470.000	47.20	8.53	55.73	68.20	-12.47	peak

Note:1.Result (dBuV/m) = Correct Factor (dB/m) + Reading(dBuV).

2.Correction factor (dB/m) = Antenna Factor (dB/m) + Cable loss (dB) – Pre-Amplifier gain (dB).

3. When the peak results are less than average limit, so not need to evaluate the average.

Standard:	FCC PART 15.407	Test Distance:	3m
Test item:	Band edge	Power:	AC 110V/60Hz
Frequency:	5560MHz	Temp.(℃)/Hum.(%RH):	26(℃)/60%RH
Mode:	Mode 2	Date:	12/07/2016
Ant.Polar.:	Horizontal		
Description:	Antenna:SAA04-22008A		

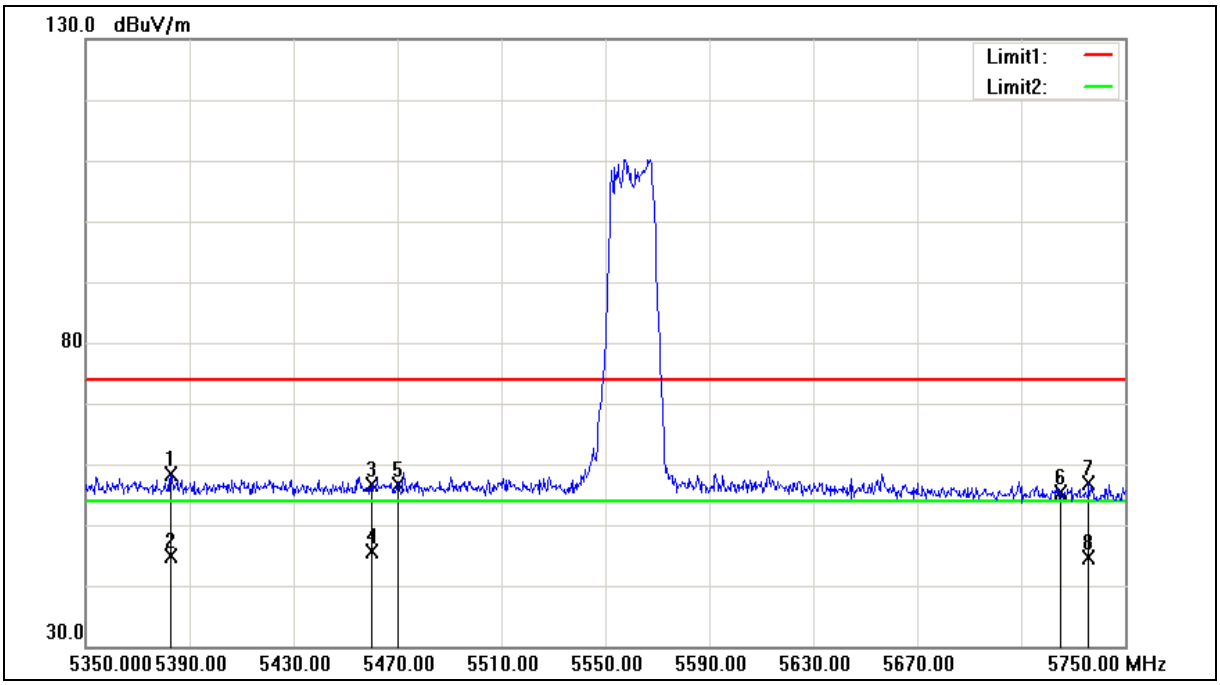

Standard:	FCC PART 15.407	Test Distance:	3m
Test item:	Band edge	Power:	AC 110V/60Hz
Frequency:	5560MHz	Temp.(℃)/Hum.(%RH):	26(℃)/60%RH
Mode:	Mode 2	Date:	12/07/2016
Ant.Polar.:	Horizontal		
Description:	Antenna:SAA04-22008A		

No.	Frequency (MHz)	Reading (dBuV)	Correct Factor (dB/m)	Result (dBuV/m)	Limit (dBuV/m)	Margin (dB)	Remark
1	5382.800	50.01	8.45	58.46	74.00	-15.54	peak
2	5382.800	36.45	8.45	44.90	54.00	-9.10	AVG
3	5460.000	48.21	8.51	56.72	74.00	-17.28	peak
4	5460.000	37.05	8.51	45.56	54.00	-8.44	AVG
5	5470.000	47.98	8.53	56.51	68.20	-11.69	peak
6	5725.000	46.16	9.11	55.27	68.20	-12.93	peak
7	5736.000	47.64	9.14	56.78	74.00	-17.22	peak
8	5736.000	35.58	9.14	44.72	54.00	-9.28	AVG

Note:1.Result (dBuV/m) = Correct Factor (dB/m) + Reading(dBuV).

2.Correction factor (dB/m) = Antenna Factor (dB/m) + Cable loss (dB) − Pre-Amplifier gain (dB).

3. When the peak results are less than average limit, so not need to evaluate the average.

Standard:	FCC PART 15.407	Test Distance:	3m
Test item:	Band edge	Power:	AC 110V/60Hz
Frequency:	5560MHz	Temp.(℃)/Hum.(%RH):	26(℃)/60%RH
Mode:	Mode 2	Date:	12/07/2016
Ant.Polar.:	Vertical		
Description:	Antenna:SAA04-22008A		

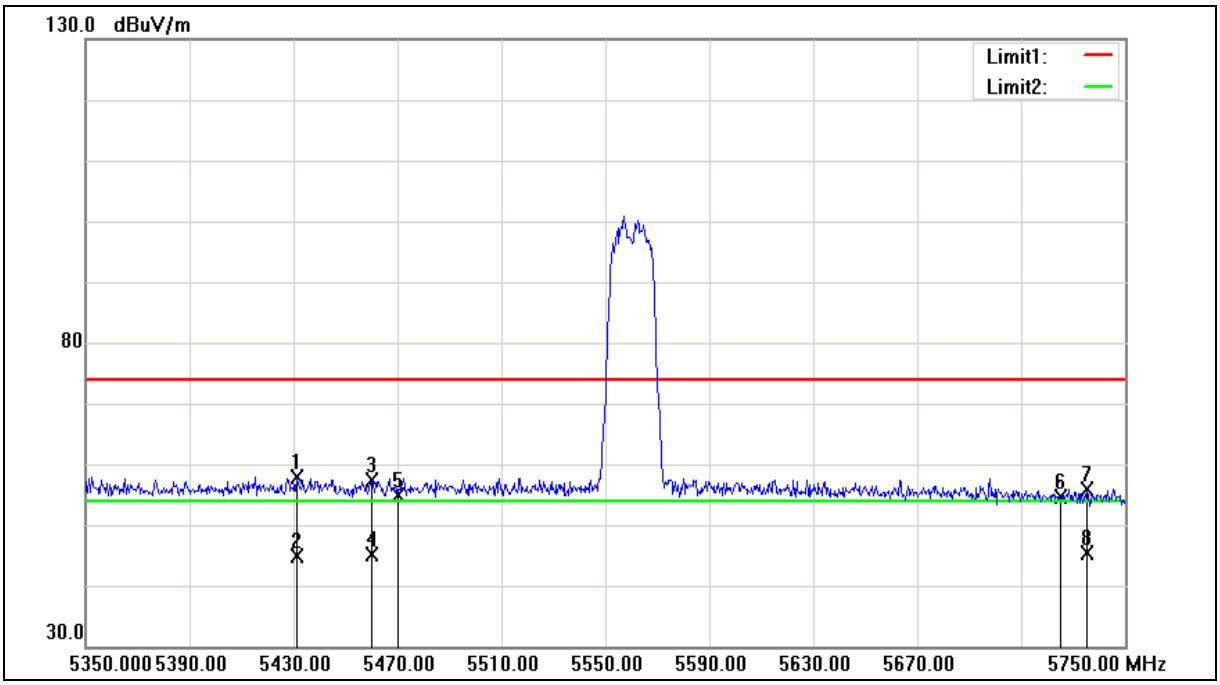

Standard:	FCC PART 15.407	Test Distance:	3m
Test item:	Band edge	Power:	AC 110V/60Hz
Frequency:	5560MHz	Temp.(℃)/Hum.(%RH):	26(℃)/60%RH
Mode:	Mode 2	Date:	12/07/2016
Ant.Polar.:	Vertical		
Description:	Antenna:SAA04-22008A		

No.	Frequency (MHz)	Reading (dBuV)	Correct Factor (dB/m)	Result (dBuV/m)	Limit (dBuV/m)	Margin (dB)	Remark
1	5431.200	49.34	8.49	57.83	74.00	-16.17	peak
2	5431.200	36.44	8.49	44.93	54.00	-9.07	AVG
3	5460.000	48.77	8.51	57.28	74.00	-16.72	peak
4	5460.000	36.68	8.51	45.19	54.00	-8.81	AVG
5	5470.000	46.31	8.53	54.84	68.20	-13.36	peak
6	5725.000	45.56	9.11	54.67	68.20	-13.53	peak
7	5735.200	46.70	9.14	55.84	74.00	-18.16	peak
8	5735.200	36.14	9.14	45.28	54.00	-8.72	AVG

Note:1.Result (dBuV/m) = Correct Factor (dB/m) + Reading(dBuV).

2.Correction factor (dB/m) = Antenna Factor (dB/m) + Cable loss (dB) − Pre-Amplifier gain (dB).

3. When the peak results are less than average limit, so not need to evaluate the average.

Standard:	FCC PART 15.407	Test Distance:	3m
Test item:	Band edge	Power:	AC 110V/60Hz
Frequency:	5700MHz	Temp.(℃)/Hum.(%RH):	26(℃)/60%RH
Mode:	Mode 2	Date:	12/07/2016
Ant.Polar.:	Horizontal		
Description:	Antenna:SAA04-22008A		

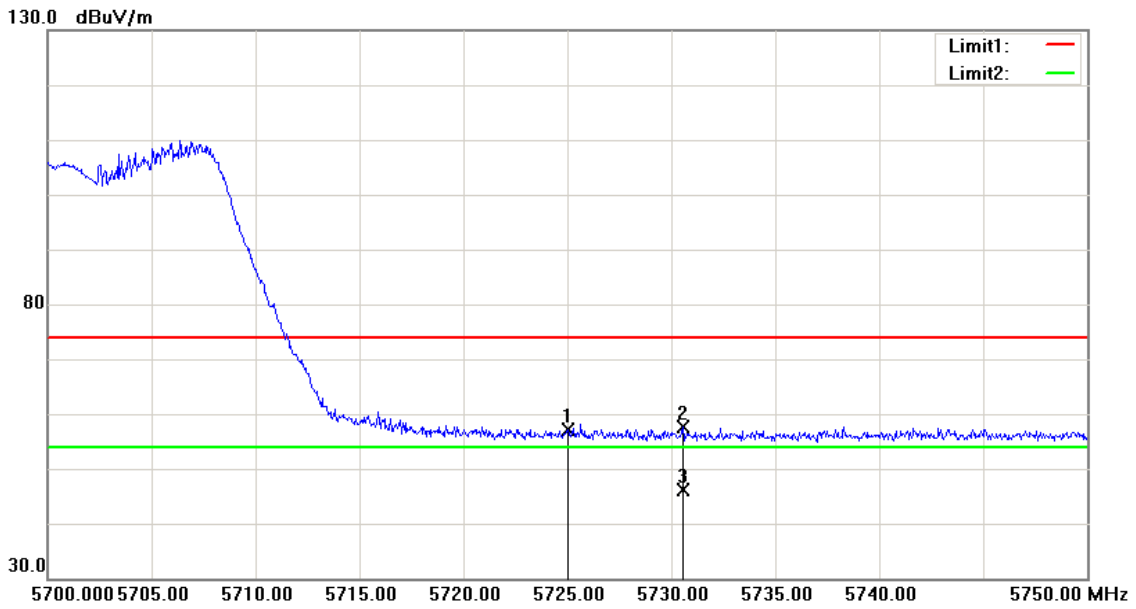

No.	Frequency (MHz)	Reading (dBuV)	Correct Factor (dB/m)	Result (dBuV/m)	Limit (dBuV/m)	Margin (dB)	Remark
1	5725.000	48.10	9.11	57.21	68.20	-10.99	peak
2	5730.550	48.52	9.12	57.64	74.00	-16.36	peak
3	5730.550	37.11	9.12	46.23	54.00	-7.77	AVG

Note:1.Result (dBuV/m) = Correct Factor (dB/m) + Reading(dBuV).

2.Correction factor (dB/m) = Antenna Factor (dB/m) + Cable loss (dB) – Pre-Amplifier gain (dB).

3. When the peak results are less than average limit, so not need to evaluate the average.

Standard:	FCC PART 15.407	Test Distance:	3m
Test item:	Band edge	Power:	AC 110V/60Hz
Frequency:	5700MHz	Temp.(℃)/Hum.(%RH):	26(℃)/60%RH
Mode:	Mode 2	Date:	12/07/2016
Ant.Polar.:	Vertical		
Description:	Antenna:SAA04-22008A		

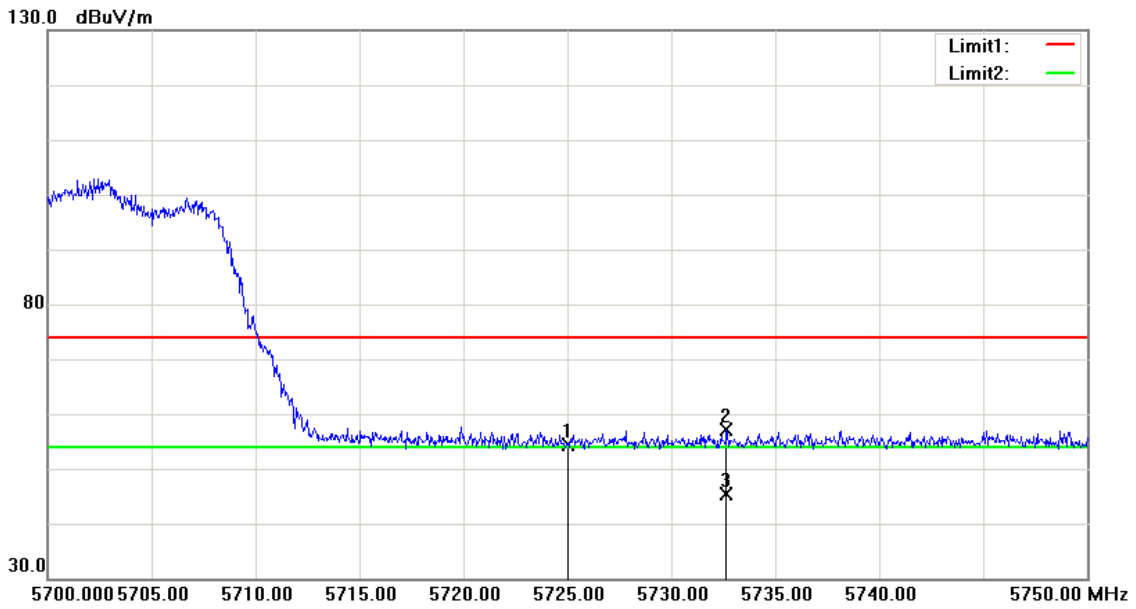

No.	Frequency (MHz)	Reading (dBuV)	Correct Factor (dB/m)	Result (dBuV/m)	Limit (dBuV/m)	Margin (dB)	Remark
1	5725.000	45.39	9.11	54.50	68.20	-13.70	peak
2	5732.650	48.01	9.13	57.14	74.00	-16.86	peak
3	5732.650	36.19	9.13	45.32	54.00	-8.68	AVG

Note:1.Result (dBuV/m) = Correct Factor (dB/m) + Reading(dBuV).

2.Correction factor (dB/m) = Antenna Factor (dB/m) + Cable loss (dB) – Pre-Amplifier gain (dB).

3. When the peak results are less than average limit, so not need to evaluate the average.

Standard:	FCC PART 15.407	Test Distance:	3m
Test item:	Band edge	Power:	AC 110V/60Hz
Frequency:	5260MHz	Temp.(℃)/Hum.(%RH):	26(℃)/60%RH
Mode:	Mode 3	Date:	12/07/2016
Ant.Polar.:	Horizontal		
Description:	Antenna:SAA04-22008A		

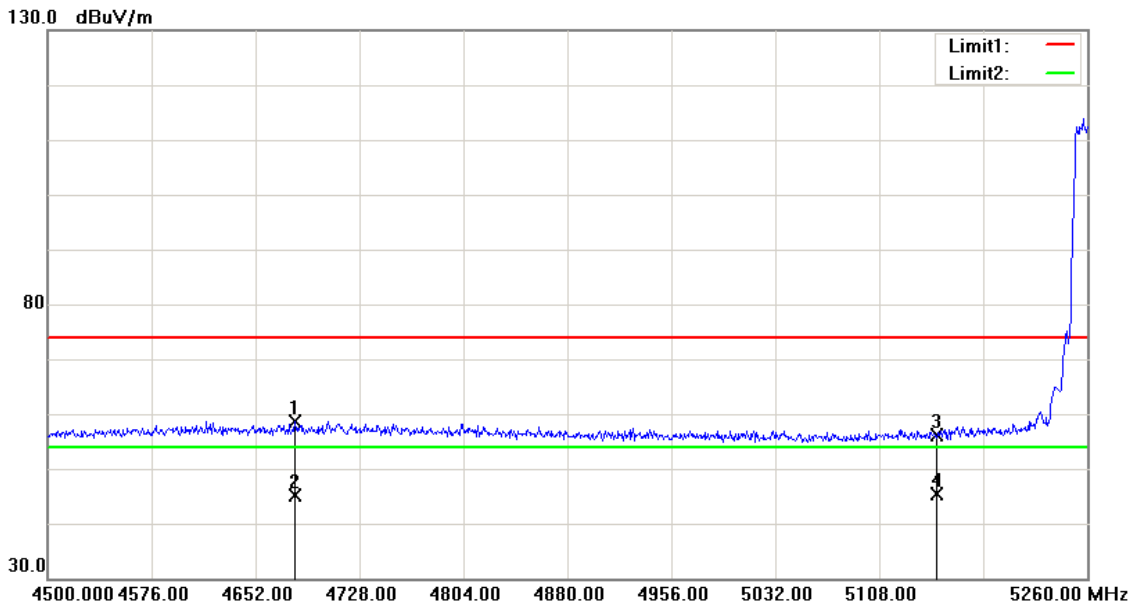

No.	Frequency (MHz)	Reading (dBuV)	Correct Factor (dB/m)	Result (dBuV/m)	Limit (dBuV/m)	Margin (dB)	Remark
1	4680.880	51.66	7.00	58.66	74.00	-15.34	peak
2	4680.880	38.22	7.00	45.22	54.00	-8.78	AVG
3	5150.000	47.78	8.25	56.03	74.00	-17.97	peak
4	5150.000	37.10	8.25	45.35	54.00	-8.65	AVG

Note:1.Result (dBuV/m) = Correct Factor (dB/m) + Reading(dBuV).

2.Correction factor (dB/m) = Antenna Factor (dB/m) + Cable loss (dB) – Pre-Amplifier gain (dB).

3. When the peak results are less than average limit, so not need to evaluate the average.

Standard:	FCC PART 15.407	Test Distance:	3m
Test item:	Band edge	Power:	AC 110V/60Hz
Frequency:	5260MHz	Temp.(℃)/Hum.(%RH):	26(℃)/60%RH
Mode:	Mode 3	Date:	12/07/2016
Ant.Polar.:	Vertical		
Description:	Antenna:SAA04-22008A		

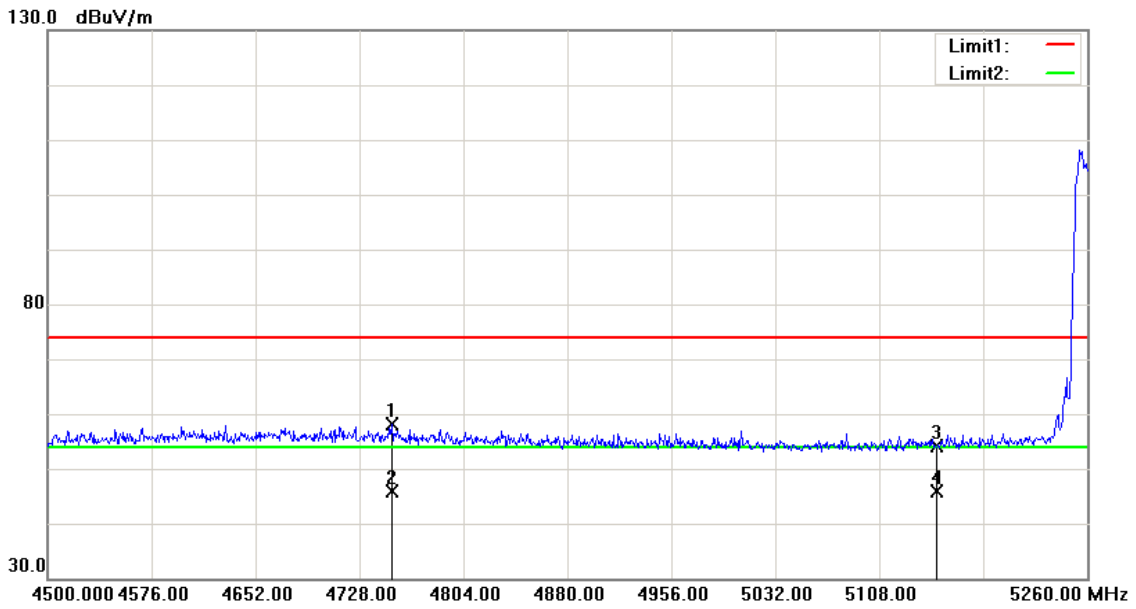

No.	Frequency (MHz)	Reading (dBuV)	Correct Factor (dB/m)	Result (dBuV/m)	Limit (dBuV/m)	Margin (dB)	Remark
1	4751.560	50.91	7.24	58.15	74.00	-15.85	peak
2	4751.560	38.52	7.24	45.76	54.00	-8.24	AVG
3	5150.000	45.83	8.25	54.08	74.00	-19.92	peak
4	5150.000	37.68	8.25	45.93	54.00	-8.07	AVG

Note:1.Result (dBuV/m) = Correct Factor (dB/m) + Reading(dBuV).

2.Correction factor (dB/m) = Antenna Factor (dB/m) + Cable loss (dB) – Pre-Amplifier gain (dB).

3. When the peak results are less than average limit, so not need to evaluate the average.

Standard:	FCC PART 15.407	Test Distance:	3m
Test item:	Band edge	Power:	AC 110V/60Hz
Frequency:	5280MHz	Temp.(℃)/Hum.(%RH):	26(℃)/60%RH
Mode:	Mode 3	Date:	12/07/2016
Ant.Polar.:	Horizontal		
Description:	Antenna:SAA04-22008A		

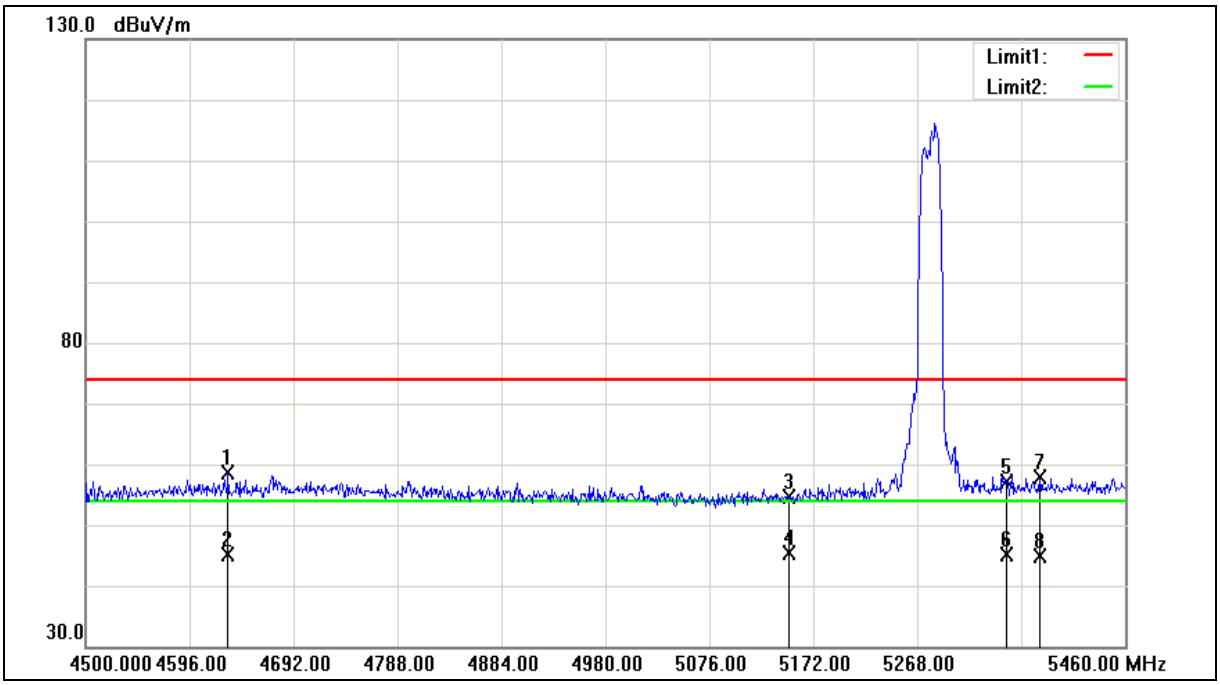

Standard:	FCC PART 15.407	Test Distance:	3m
Test item:	Band edge	Power:	AC 110V/60Hz
Frequency:	5280MHz	Temp.(℃)/Hum.(%RH):	26(℃)/60%RH
Mode:	Mode 3	Date:	12/07/2016
Ant.Polar.:	Horizontal		
Description:	Antenna:SAA04-22008A		

No.	Frequency (MHz)	Reading (dBuV)	Correct Factor (dB/m)	Result (dBuV/m)	Limit (dBuV/m)	Margin (dB)	Remark
1	4631.520	51.71	6.83	58.54	74.00	-15.46	peak
2	4631.520	38.27	6.83	45.10	54.00	-8.90	AVG
3	5150.000	46.41	8.25	54.66	74.00	-19.34	peak
4	5150.000	37.21	8.25	45.46	54.00	-8.54	AVG
5	5350.000	48.71	8.41	57.12	74.00	-16.88	peak
6	5350.000	36.60	8.41	45.01	54.00	-8.99	AVG
7	5381.280	49.51	8.45	57.96	74.00	-16.04	peak
8	5381.280	36.33	8.45	44.78	54.00	-9.22	AVG

Note:1.Result (dBuV/m) = Correct Factor (dB/m) + Reading(dBuV).

2.Correction factor (dB/m) = Antenna Factor (dB/m) + Cable loss (dB) − Pre-Amplifier gain (dB).

3. When the peak results are less than average limit, so not need to evaluate the average.

Standard:	FCC PART 15.407	Test Distance:	3m
Test item:	Band edge	Power:	AC 110V/60Hz
Frequency:	5280MHz	Temp.(℃)/Hum.(%RH):	26(℃)/60%RH
Mode:	Mode 3	Date:	12/07/2016
Ant.Polar.:	Vertical		
Description:	Antenna:SAA04-22008A		

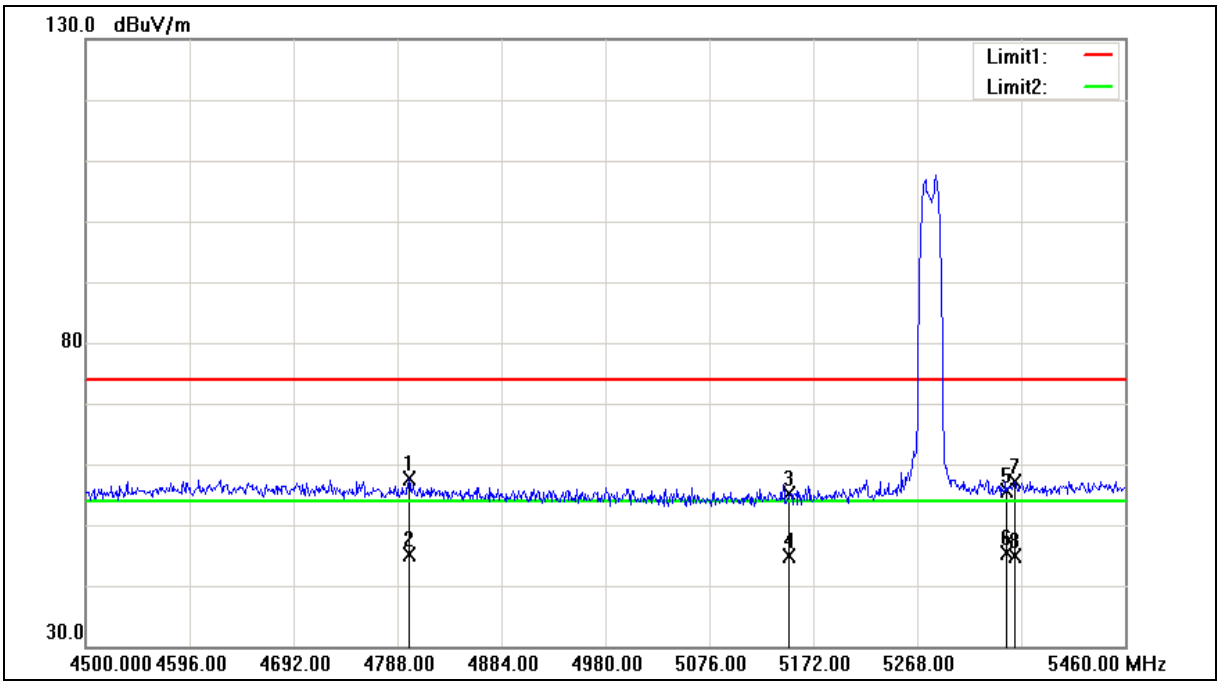

Standard:	FCC PART 15.407	Test Distance:	3m
Test item:	Band edge	Power:	AC 110V/60Hz
Frequency:	5280MHz	Temp.(℃)/Hum.(%RH):	26(℃)/60%RH
Mode:	Mode 3	Date:	12/07/2016
Ant.Polar.:	Vertical		
Description:	Antenna:SAA04-22008A		

No.	Frequency (MHz)	Reading (dBuV)	Correct Factor (dB/m)	Result (dBuV/m)	Limit (dBuV/m)	Margin (dB)	Remark
1	4798.560	50.20	7.41	57.61	74.00	-16.39	peak
2	4798.560	37.74	7.41	45.15	54.00	-8.85	AVG
3	5150.000	46.78	8.25	55.03	74.00	-18.97	peak
4	5150.000	36.66	8.25	44.91	54.00	-9.09	AVG
5	5350.000	47.20	8.41	55.61	74.00	-18.39	peak
6	5350.000	36.86	8.41	45.27	54.00	-8.73	AVG
7	5358.240	48.82	8.42	57.24	74.00	-16.76	peak
8	5358.240	36.50	8.42	44.92	54.00	-9.08	AVG

Note:1.Result (dBuV/m) = Correct Factor (dB/m) + Reading(dBuV).

2.Correction factor (dB/m) = Antenna Factor (dB/m) + Cable loss (dB) − Pre-Amplifier gain (dB).

3. When the peak results are less than average limit, so not need to evaluate the average.

Standard:	FCC PART 15.407	Test Distance:	3m
Test item:	Band edge	Power:	AC 110V/60Hz
Frequency:	5320MHz	Temp.(℃)/Hum.(%RH):	26(℃)/60%RH
Mode:	Mode 3	Date:	12/07/2016
Ant.Polar.:	Horizontal		
Description:	Antenna:SAA04-22008A		

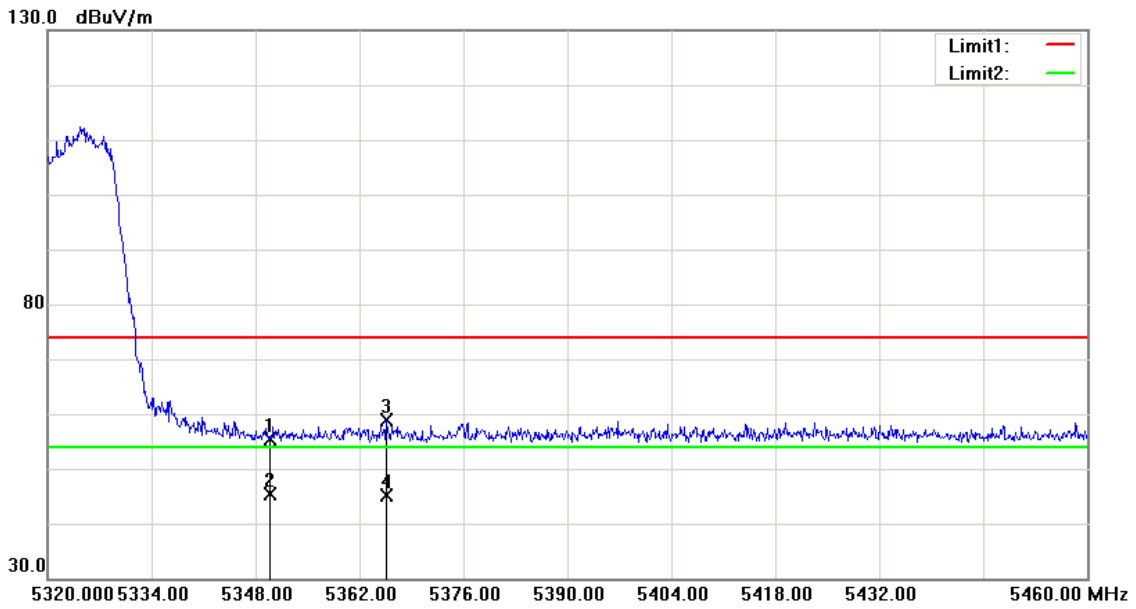

No.	Frequency (MHz)	Reading (dBuV)	Correct Factor (dB/m)	Result (dBuV/m)	Limit (dBuV/m)	Margin (dB)	Remark
1	5350.000	47.00	8.41	55.41	74.00	-18.59	peak
2	5350.000	36.98	8.41	45.39	54.00	-8.61	AVG
3	5365.640	50.56	8.43	58.99	74.00	-15.01	peak
4	5365.640	36.71	8.43	45.14	54.00	-8.86	AVG

Note:1.Result (dBuV/m) = Correct Factor (dB/m) + Reading(dBuV).

2.Correction factor (dB/m) = Antenna Factor (dB/m) + Cable loss (dB) – Pre-Amplifier gain (dB).

3. When the peak results are less than average limit, so not need to evaluate the average.

Standard:	FCC PART 15.407	Test Distance:	3m
Test item:	Band edge	Power:	AC 110V/60Hz
Frequency:	5320MHz	Temp.(℃)/Hum.(%RH):	26(℃)/60%RH
Mode:	Mode 3	Date:	12/07/2016
Ant.Polar.:	Vertical		
Description:	Antenna:SAA04-22008A		

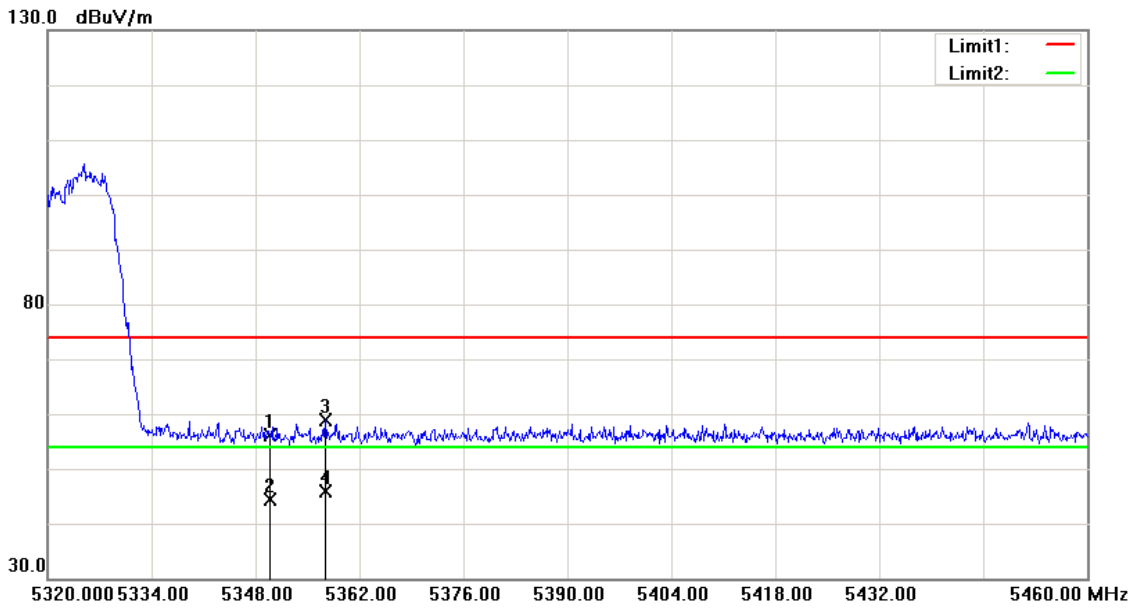

No.	Frequency (MHz)	Reading (dBuV)	Correct Factor (dB/m)	Result (dBuV/m)	Limit (dBuV/m)	Margin (dB)	Remark
1	5350.000	47.60	8.41	56.01	74.00	-17.99	peak
2	5350.000	36.00	8.41	44.41	54.00	-9.59	AVG
3	5357.380	50.54	8.42	58.96	74.00	-15.04	peak
4	5357.380	37.34	8.42	45.76	54.00	-8.24	AVG

Note:1.Result (dBuV/m) = Correct Factor (dB/m) + Reading(dBuV).

2.Correction factor (dB/m) = Antenna Factor (dB/m) + Cable loss (dB) – Pre-Amplifier gain (dB).

3. When the peak results are less than average limit, so not need to evaluate the average.

Standard:	FCC PART 15.407	Test Distance:	3m
Test item:	Band edge	Power:	AC 110V/60Hz
Frequency:	5500MHz	Temp.(℃)/Hum.(%RH):	26(℃)/60%RH
Mode:	Mode 3	Date:	12/07/2016
Ant.Polar.:	Horizontal		
Description:	Antenna:SAA04-22008A		

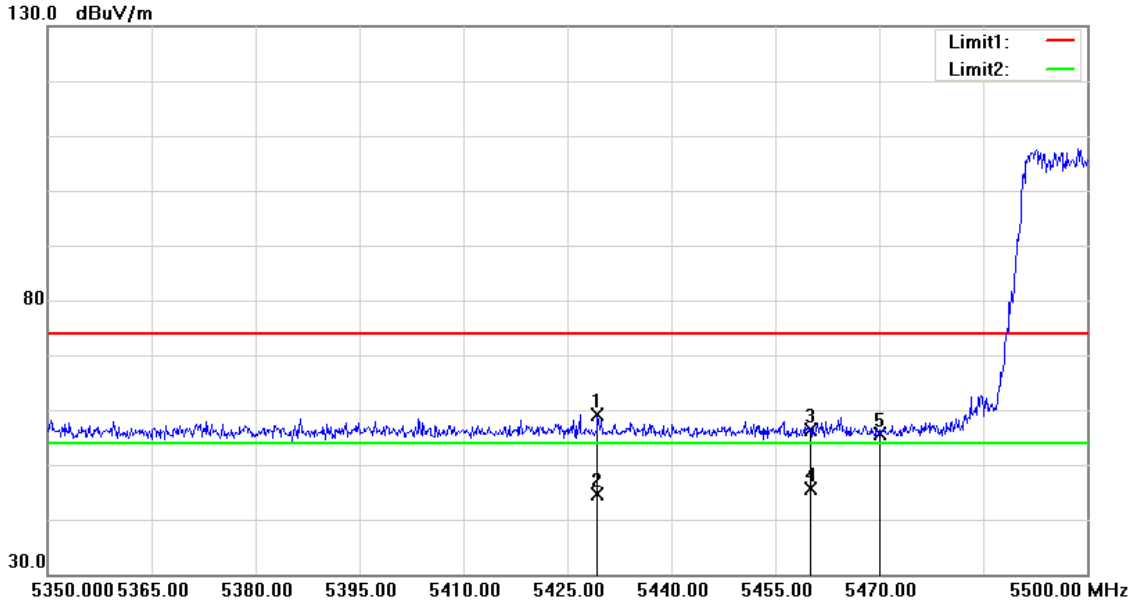

No.	Frequency (MHz)	Reading (dBuV)	Correct Factor (dB/m)	Result (dBuV/m)	Limit (dBuV/m)	Margin (dB)	Remark
1	5429.350	50.60	8.49	59.09	74.00	-14.91	peak
2	5429.350	36.12	8.49	44.61	54.00	-9.39	AVG
3	5460.000	47.77	8.51	56.28	74.00	-17.72	peak
4	5460.000	37.18	8.51	45.69	54.00	-8.31	AVG
5	5470.000	47.17	8.53	55.70	68.20	-12.50	peak

Note:1.Result (dBuV/m) = Correct Factor (dB/m) + Reading(dBuV).

2.Correction factor (dB/m) = Antenna Factor (dB/m) + Cable loss (dB) – Pre-Amplifier gain (dB).

3. When the peak results are less than average limit, so not need to evaluate the average.

Standard:	FCC PART 15.407	Test Distance:	3m
Test item:	Band edge	Power:	AC 110V/60Hz
Frequency:	5500MHz	Temp.(℃)/Hum.(%RH):	26(℃)/60%RH
Mode:	Mode 3	Date:	12/07/2016
Ant.Polar.:	Vertical		
Description:	Antenna:SAA04-22008A		

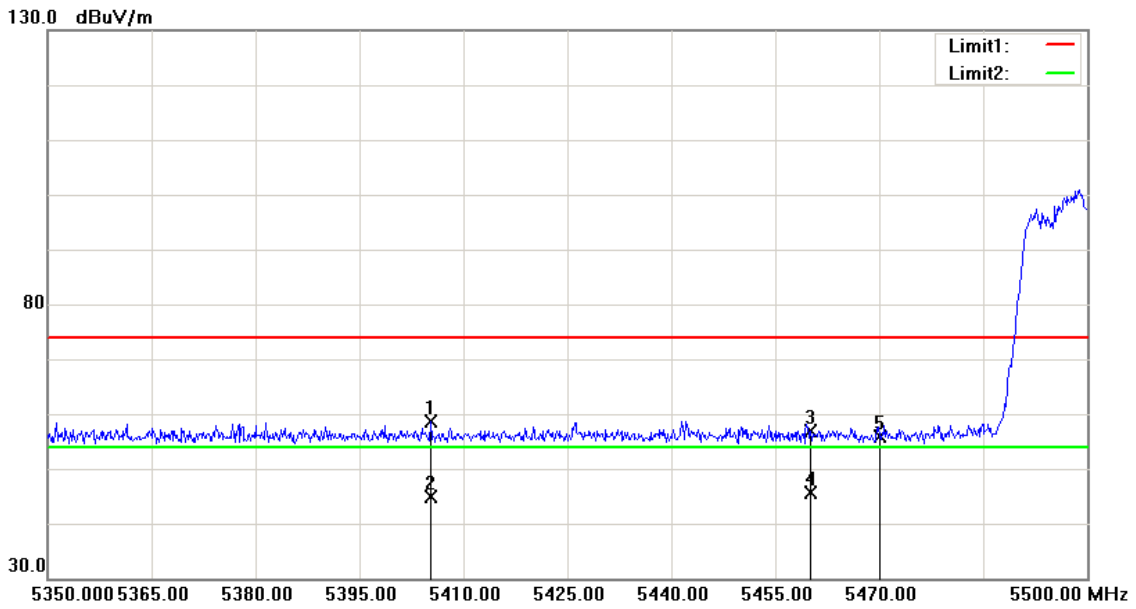

No.	Frequency (MHz)	Reading (dBuV)	Correct Factor (dB/m)	Result (dBuV/m)	Limit (dBuV/m)	Margin (dB)	Remark
1	5405.350	50.22	8.47	58.69	74.00	-15.31	peak
2	5405.350	36.35	8.47	44.82	54.00	-9.18	AVG
3	5460.000	48.37	8.51	56.88	74.00	-17.12	peak
4	5460.000	37.01	8.51	45.52	54.00	-8.48	AVG
5	5470.000	47.25	8.53	55.78	68.20	-12.42	peak

Note:1.Result (dBuV/m) = Correct Factor (dB/m) + Reading(dBuV).

2.Correction factor (dB/m) = Antenna Factor (dB/m) + Cable loss (dB) – Pre-Amplifier gain (dB).

3. When the peak results are less than average limit, so not need to evaluate the average.

Standard:	FCC PART 15.407	Test Distance:	3m
Test item:	Band edge	Power:	AC 110V/60Hz
Frequency:	5560MHz	Temp.(℃)/Hum.(%RH):	26(℃)/60%RH
Mode:	Mode 3	Date:	12/07/2016
Ant.Polar.:	Horizontal		
Description:	Antenna:SAA04-22008A		

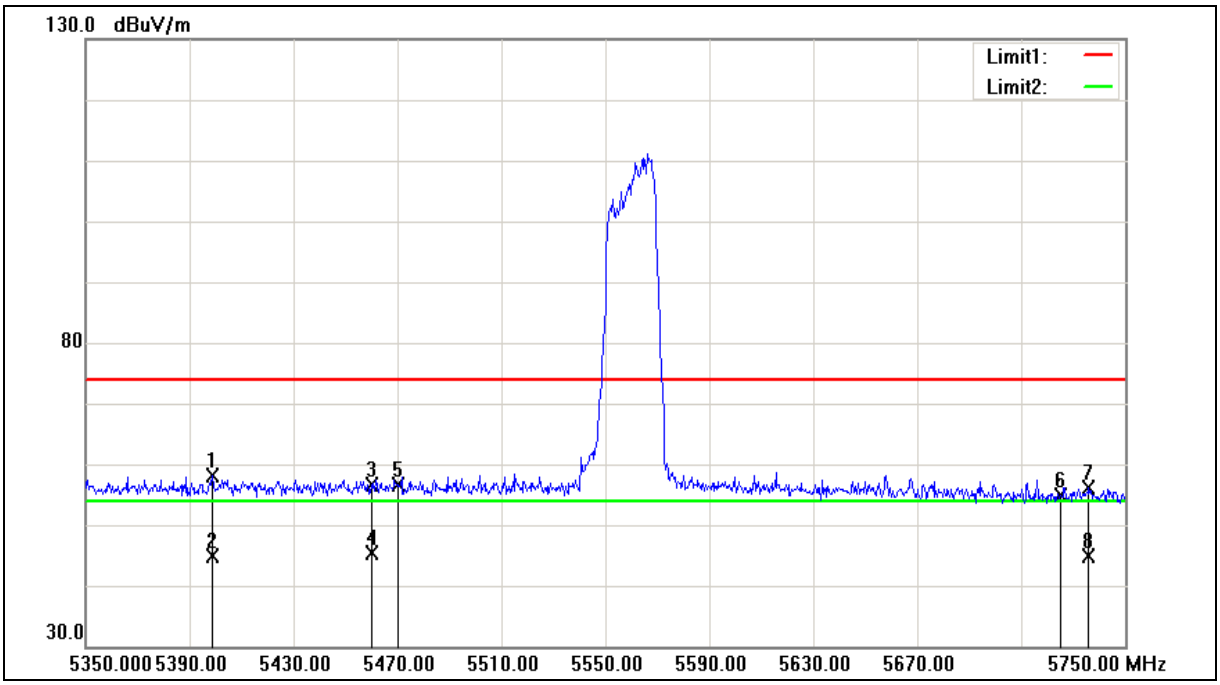

Standard:	FCC PART 15.407	Test Distance:	3m
Test item:	Band edge	Power:	AC 110V/60Hz
Frequency:	5560MHz	Temp.(℃)/Hum.(%RH):	26(℃)/60%RH
Mode:	Mode 3	Date:	12/07/2016
Ant.Polar.:	Horizontal		
Description:	Antenna:SAA04-22008A		

No.	Frequency (MHz)	Reading (dBuV)	Correct Factor (dB/m)	Result (dBuV/m)	Limit (dBuV/m)	Margin (dB)	Remark
1	5398.800	49.64	8.47	58.11	74.00	-15.89	peak
2	5398.800	36.42	8.47	44.89	54.00	-9.11	AVG
3	5460.000	48.23	8.51	56.74	74.00	-17.26	peak
4	5460.000	36.83	8.51	45.34	54.00	-8.66	AVG
5	5470.000	48.07	8.53	56.60	68.20	-12.60	peak
6	5725.000	45.76	9.11	54.87	68.20	-13.33	peak
7	5736.000	46.93	9.14	56.07	74.00	-17.93	peak
8	5736.000	35.84	9.14	44.98	54.00	-9.02	AVG

Note:1.Result (dBuV/m) = Correct Factor (dB/m) + Reading(dBuV).

2.Correction factor (dB/m) = Antenna Factor (dB/m) + Cable loss (dB) − Pre-Amplifier gain (dB).

3. When the peak results are less than average limit, so not need to evaluate the average.

Standard:	FCC PART 15.407	Test Distance:	3m
Test item:	Band edge	Power:	AC 110V/60Hz
Frequency:	5560MHz	Temp.(℃)/Hum.(%RH):	26(℃)/60%RH
Mode:	Mode 3	Date:	12/07/2016
Ant.Polar.:	Vertical		
Description:	Antenna:SAA04-22008A		

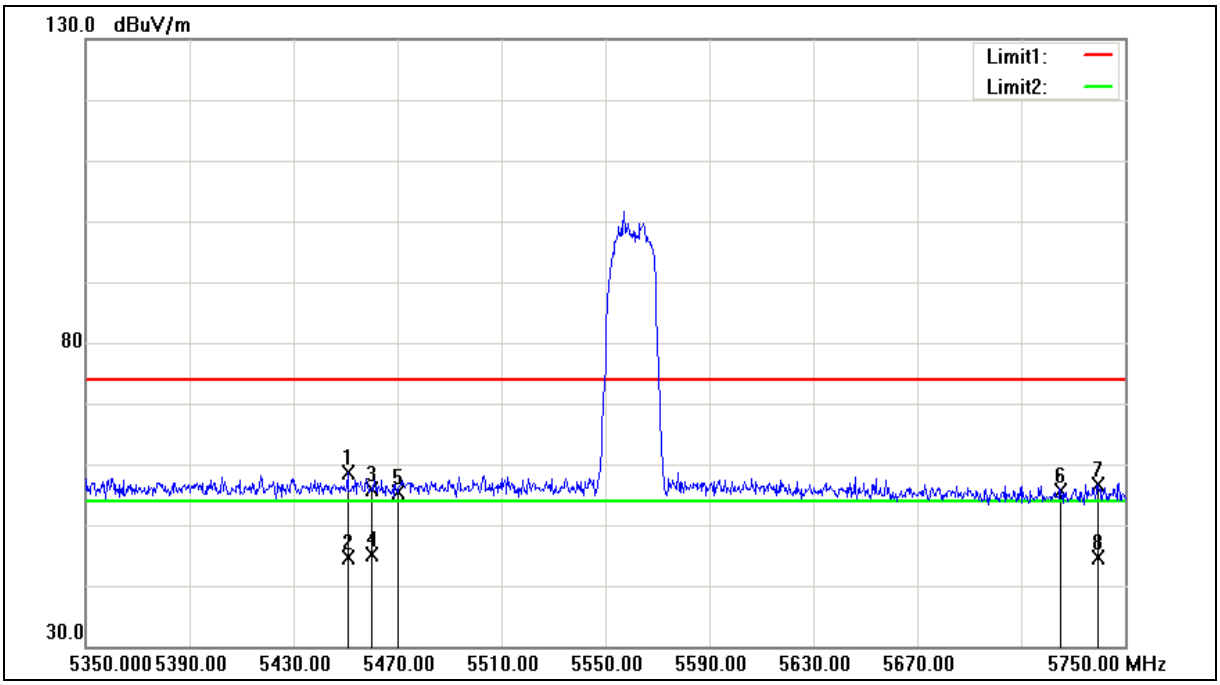

Standard:	FCC PART 15.407	Test Distance:	3m
Test item:	Band edge	Power:	AC 110V/60Hz
Frequency:	5560MHz	Temp.(℃)/Hum.(%RH):	26(℃)/60%RH
Mode:	Mode 3	Date:	12/07/2016
Ant.Polar.:	Vertical		
Description:	Antenna:SAA04-22008A		

No.	Frequency (MHz)	Reading (dBuV)	Correct Factor (dB/m)	Result (dBuV/m)	Limit (dBuV/m)	Margin (dB)	Remark
1	5450.800	50.02	8.51	58.53	74.00	-15.47	peak
2	5450.800	36.19	8.51	44.70	54.00	-9.30	AVG
3	5460.000	47.25	8.51	55.76	74.00	-18.24	peak
4	5460.000	36.61	8.51	45.12	54.00	-8.88	AVG
5	5470.000	46.84	8.53	55.37	68.20	-12.83	peak
6	5725.000	46.62	9.11	55.73	68.20	-12.47	peak
7	5739.600	47.56	9.14	56.70	74.00	-17.30	peak
8	5739.600	35.59	9.14	44.73	54.00	-9.27	AVG

Note:1.Result (dBuV/m) = Correct Factor (dB/m) + Reading(dBuV).

2.Correction factor (dB/m) = Antenna Factor (dB/m) + Cable loss (dB) – Pre-Amplifier gain (dB).

3. When the peak results are less than average limit, so not need to evaluate the average.

Standard:	FCC PART 15.407	Test Distance:	3m
Test item:	Band edge	Power:	AC 110V/60Hz
Frequency:	5700MHz	Temp.(℃)/Hum.(%RH):	26(℃)/60%RH
Mode:	Mode 3	Date:	12/07/2016
Ant.Polar.:	Horizontal		
Description:	Antenna:SAA04-22008A		

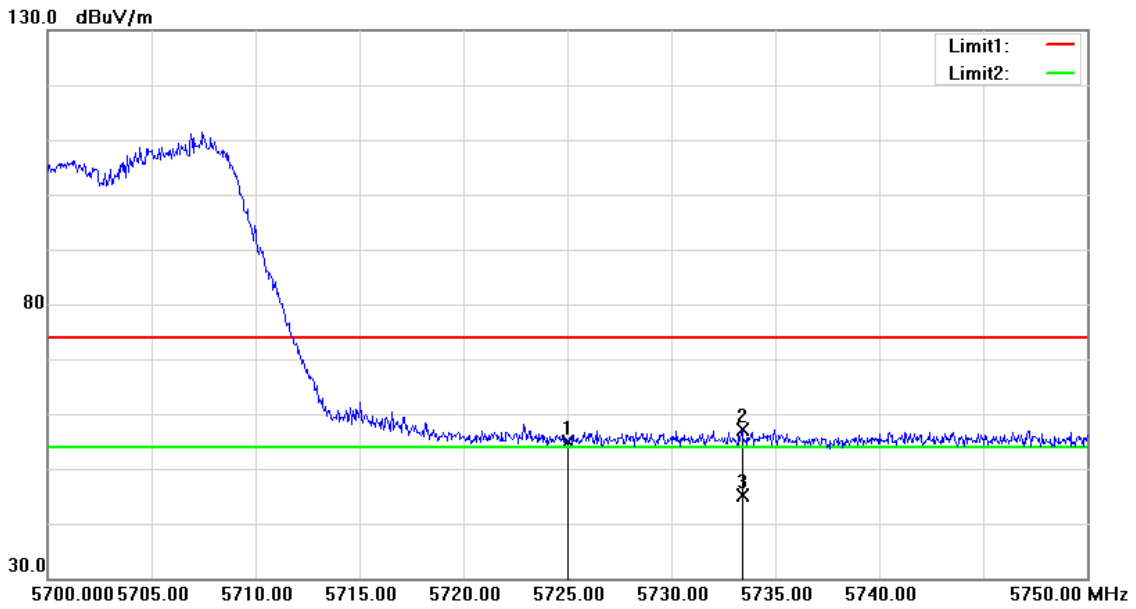

No.	Frequency (MHz)	Reading (dBuV)	Correct Factor (dB/m)	Result (dBuV/m)	Limit (dBuV/m)	Margin (dB)	Remark
1	5725.000	45.67	9.11	54.78	68.20	-13.42	peak
2	5733.400	48.12	9.13	57.25	74.00	-16.75	peak
3	5733.400	35.93	9.13	45.06	54.00	-8.94	AVG

Note:1.Result (dBuV/m) = Correct Factor (dB/m) + Reading(dBuV).

2.Correction factor (dB/m) = Antenna Factor (dB/m) + Cable loss (dB) – Pre-Amplifier gain (dB).

3. When the peak results are less than average limit, so not need to evaluate the average.

Standard:	FCC PART 15.407	Test Distance:	3m
Test item:	Band edge	Power:	AC 110V/60Hz
Frequency:	5700MHz	Temp.(℃)/Hum.(%RH):	26(℃)/60%RH
Mode:	Mode 3	Date:	12/07/2016
Ant.Polar.:	Vertical		
Description:	Antenna:SAA04-22008A		

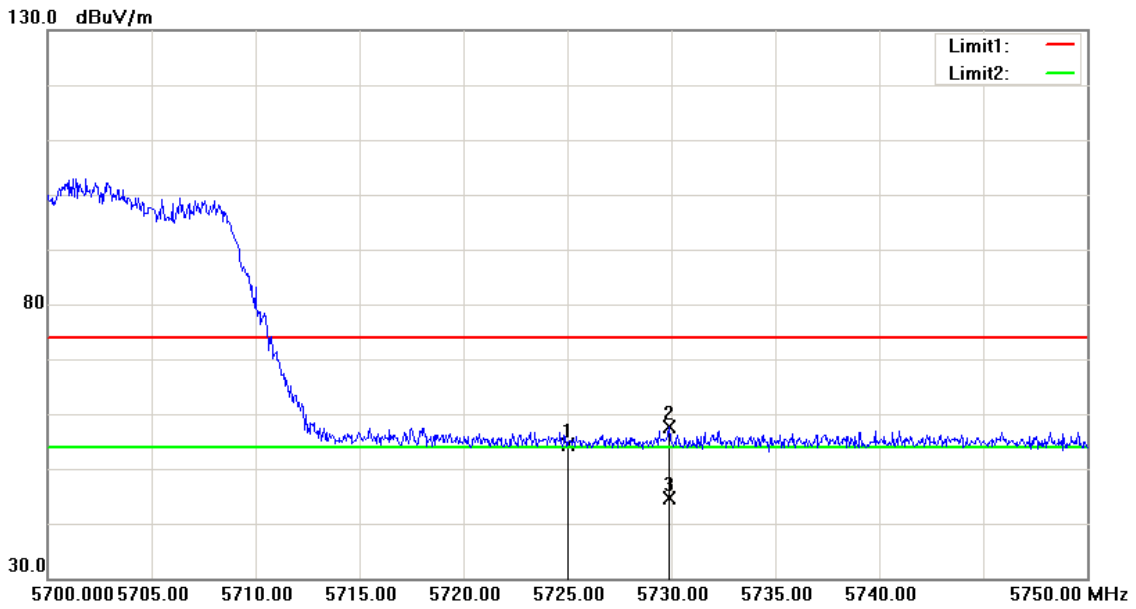

No.	Frequency (MHz)	Reading (dBuV)	Correct Factor (dB/m)	Result (dBuV/m)	Limit (dBuV/m)	Margin (dB)	Remark
1	5725.000	45.18	9.11	54.29	68.20	-13.91	peak
2	5729.900	48.48	9.12	57.60	74.00	-16.40	peak
3	5729.900	35.48	9.12	44.60	54.00	-9.40	AVG

Note:1.Result (dBuV/m) = Correct Factor (dB/m) + Reading(dBuV).

2.Correction factor (dB/m) = Antenna Factor (dB/m) + Cable loss (dB) – Pre-Amplifier gain (dB).

3. When the peak results are less than average limit, so not need to evaluate the average.

Standard:	FCC PART 15.407	Test Distance:	3m
Test item:	Band edge	Power:	AC 110V/60Hz
Frequency:	5270MHz	Temp.(℃)/Hum.(%RH):	26(℃)/60%RH
Mode:	Mode 4	Date:	12/07/2016
Ant.Polar.:	Horizontal		
Description:	Antenna:SAA04-22008A		

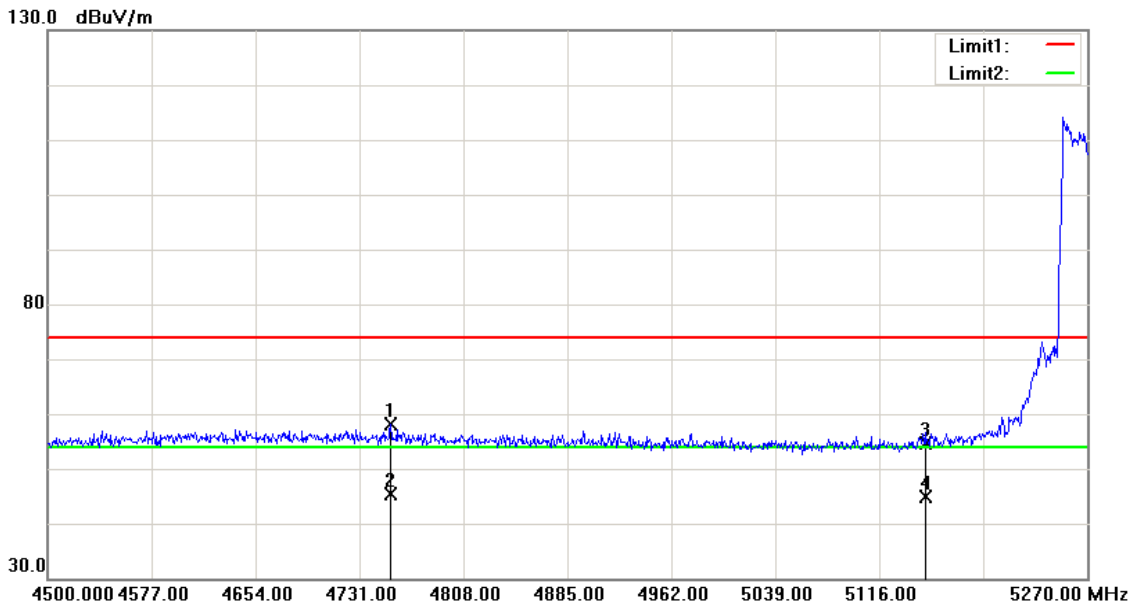

No.	Frequency (MHz)	Reading (dBuV)	Correct Factor (dB/m)	Result (dBuV/m)	Limit (dBuV/m)	Margin (dB)	Remark
1	4754.100	50.83	7.25	58.08	74.00	-15.92	peak
2	4754.100	38.03	7.25	45.28	54.00	-8.72	AVG
3	5150.000	46.39	8.25	54.64	74.00	-19.36	peak
4	5150.000	36.65	8.25	44.90	54.00	-9.10	AVG

Note:1.Result (dBuV/m) = Correct Factor (dB/m) + Reading(dBuV).

2.Correction factor (dB/m) = Antenna Factor (dB/m) + Cable loss (dB) – Pre-Amplifier gain (dB).

3. When the peak results are less than average limit, so not need to evaluate the average.

Standard:	FCC PART 15.407	Test Distance:	3m
Test item:	Band edge	Power:	AC 110V/60Hz
Frequency:	5270MHz	Temp.(℃)/Hum.(%RH):	26(℃)/60%RH
Mode:	Mode 4	Date:	12/07/2016
Ant.Polar.:	Vertical		
Description:	Antenna:SAA04-22008A		

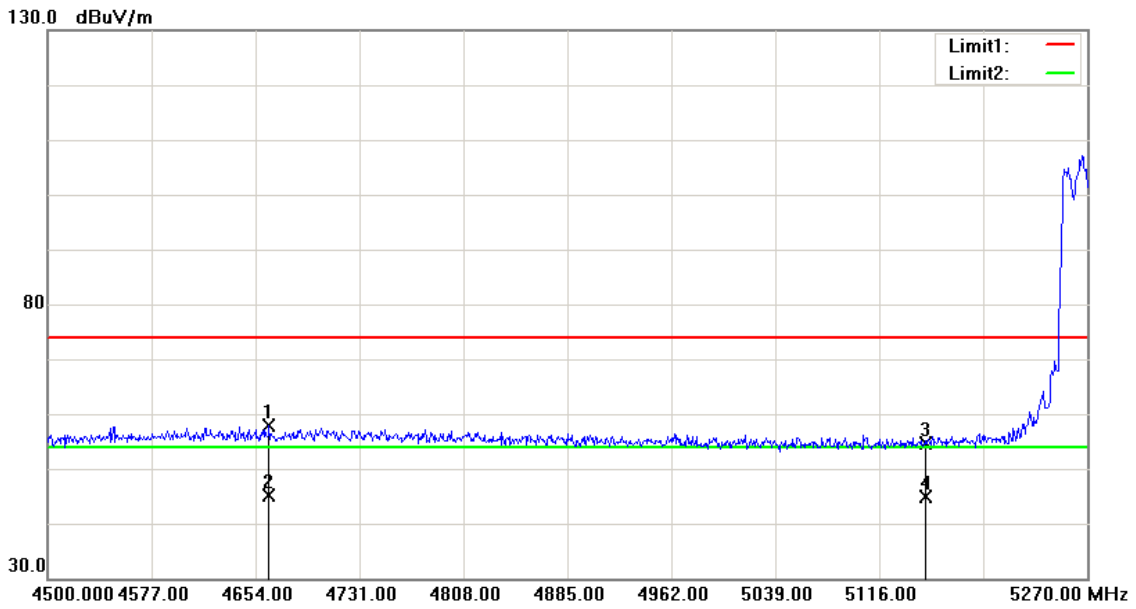

No.	Frequency (MHz)	Reading (dBuV)	Correct Factor (dB/m)	Result (dBuV/m)	Limit (dBuV/m)	Margin (dB)	Remark
1	4664.010	51.04	6.93	57.97	74.00	-16.03	peak
2	4664.010	38.20	6.93	45.13	54.00	-8.87	AVG
3	5150.000	46.32	8.25	54.57	74.00	-19.43	peak
4	5150.000	36.54	8.25	44.79	54.00	-9.21	AVG

Note:1.Result (dBuV/m) = Correct Factor (dB/m) + Reading(dBuV).

2.Correction factor (dB/m) = Antenna Factor (dB/m) + Cable loss (dB) – Pre-Amplifier gain (dB).

3. When the peak results are less than average limit, so not need to evaluate the average.

Standard:	FCC PART 15.407	Test Distance:	3m
Test item:	Band edge	Power:	AC 110V/60Hz
Frequency:	5310MHz	Temp.(℃)/Hum.(%RH):	26(℃)/60%RH
Mode:	Mode 4	Date:	12/07/2016
Ant.Polar.:	Horizontal		
Description:	Antenna:SAA04-22008A		

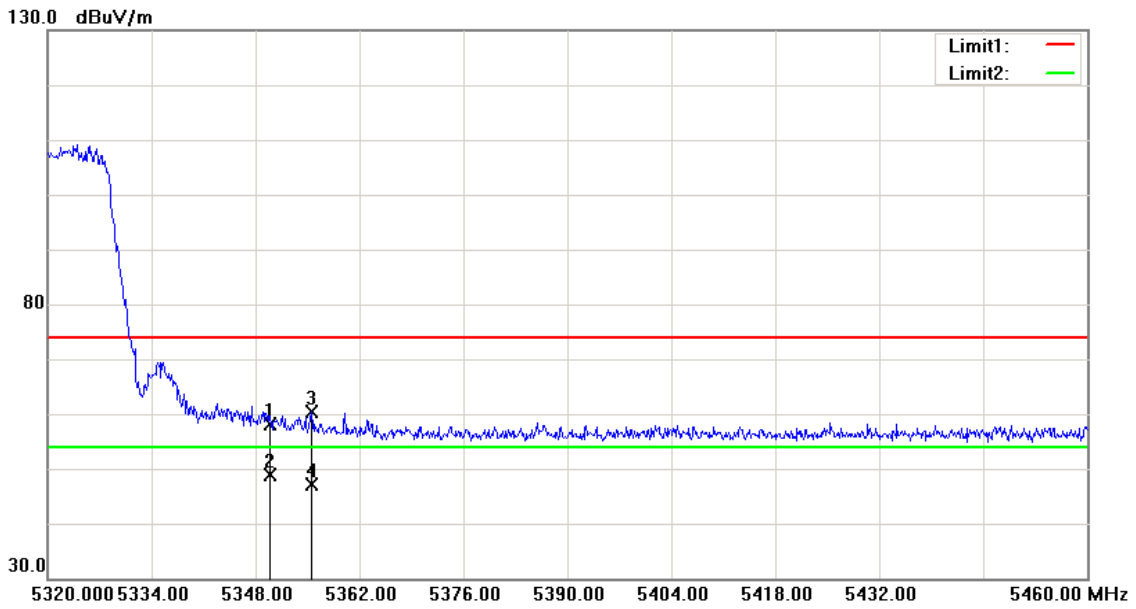

No.	Frequency (MHz)	Reading (dBuV)	Correct Factor (dB/m)	Result (dBuV/m)	Limit (dBuV/m)	Margin (dB)	Remark
1	5350.000	49.69	8.41	58.10	74.00	-15.90	peak
2	5350.000	40.38	8.41	48.79	54.00	-5.21	AVG
3	5355.560	51.91	8.42	60.33	74.00	-13.67	peak
4	5355.560	38.81	8.42	47.23	54.00	-6.77	AVG

Note:1.Result (dBuV/m) = Correct Factor (dB/m) + Reading(dBuV).

2.Correction factor (dB/m) = Antenna Factor (dB/m) + Cable loss (dB) – Pre-Amplifier gain (dB).

3. When the peak results are less than average limit, so not need to evaluate the average.

Standard:	FCC PART 15.407	Test Distance:	3m
Test item:	Band edge	Power:	AC 110V/60Hz
Frequency:	5310MHz	Temp.(℃)/Hum.(%RH):	26(℃)/60%RH
Mode:	Mode 4	Date:	12/07/2016
Ant.Polar.:	Vertical		
Description:	Antenna:SAA04-22008A		

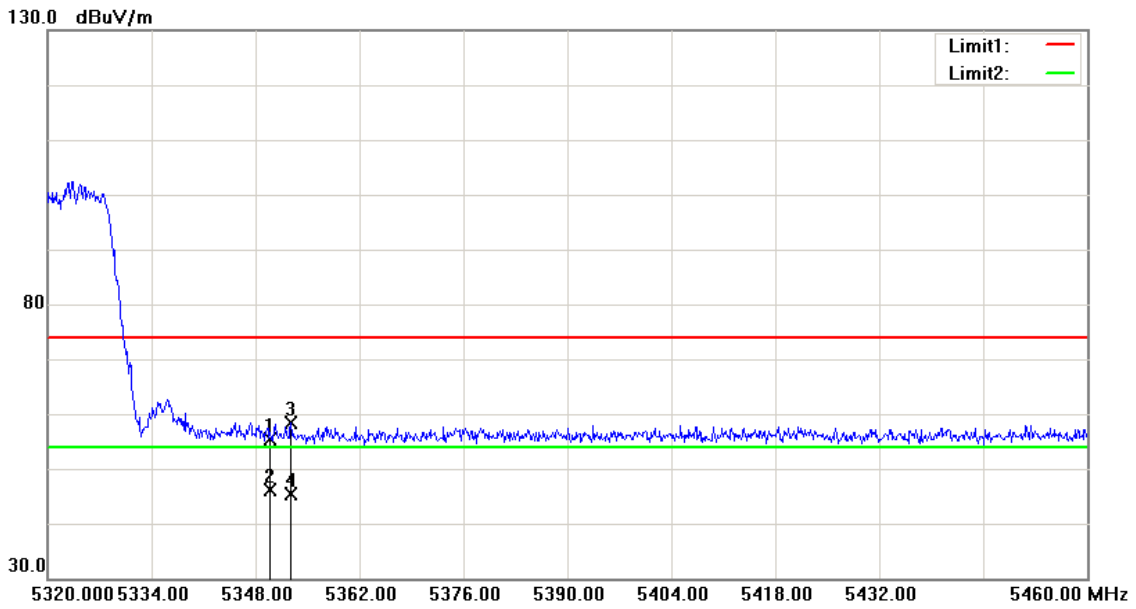

No.	Frequency (MHz)	Reading (dBuV)	Correct Factor (dB/m)	Result (dBuV/m)	Limit (dBuV/m)	Margin (dB)	Remark
1	5350.000	47.06	8.41	55.47	74.00	-18.53	peak
2	5350.000	37.80	8.41	46.21	54.00	-7.79	AVG
3	5352.760	49.93	8.42	58.35	74.00	-15.65	peak
4	5352.760	36.91	8.42	45.33	54.00	-8.67	AVG

Note:1.Result (dBuV/m) = Correct Factor (dB/m) + Reading(dBuV).

2.Correction factor (dB/m) = Antenna Factor (dB/m) + Cable loss (dB) – Pre-Amplifier gain (dB).

3. When the peak results are less than average limit, so not need to evaluate the average.

Standard:	FCC PART 15.407	Test Distance:	3m
Test item:	Band edge	Power:	AC 110V/60Hz
Frequency:	5510MHz	Temp.(℃)/Hum.(%RH):	26(℃)/60%RH
Mode:	Mode 4	Date:	12/07/2016
Ant.Polar.:	Horizontal		
Description:	Antenna:SAA04-22008A		

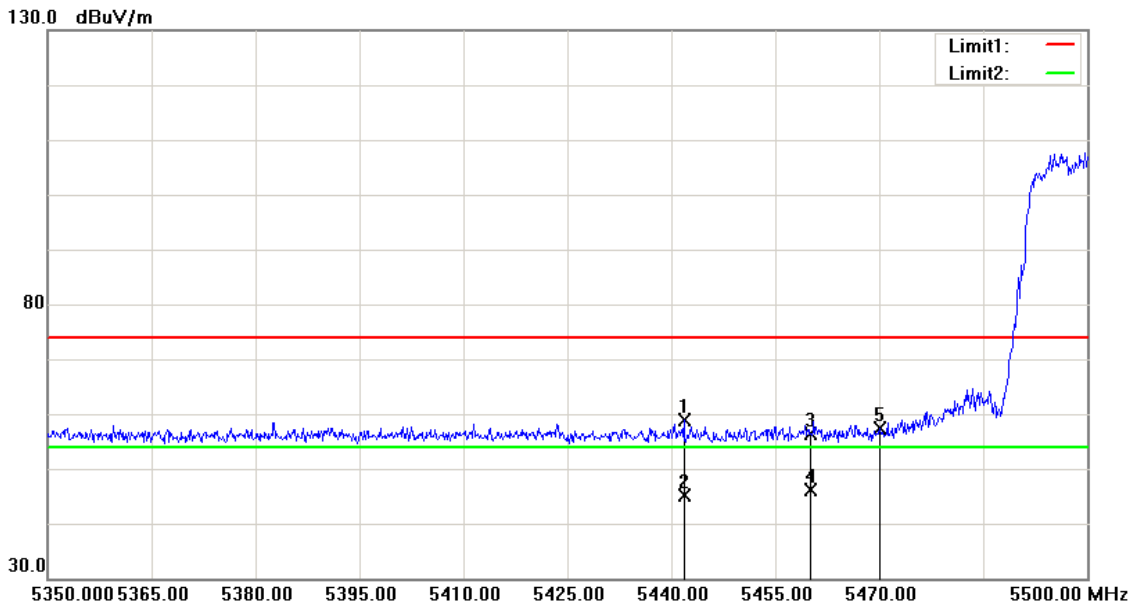

No.	Frequency (MHz)	Reading (dBuV)	Correct Factor (dB/m)	Result (dBuV/m)	Limit (dBuV/m)	Margin (dB)	Remark
1	5441.800	50.33	8.50	58.83	74.00	-15.17	peak
2	5441.800	36.71	8.50	45.21	54.00	-8.79	AVG
3	5460.000	47.96	8.51	56.47	74.00	-17.53	peak
4	5460.000	37.54	8.51	46.05	54.00	-7.95	AVG
5	5470.000	48.80	8.53	57.33	68.20	-10.87	peak

Note:1.Result (dBuV/m) = Correct Factor (dB/m) + Reading(dBuV).

2.Correction factor (dB/m) = Antenna Factor (dB/m) + Cable loss (dB) – Pre-Amplifier gain (dB).

3. When the peak results are less than average limit, so not need to evaluate the average.

Standard:	FCC PART 15.407	Test Distance:	3m
Test item:	Band edge	Power:	AC 110V/60Hz
Frequency:	5510MHz	Temp.(℃)/Hum.(%RH):	26(℃)/60%RH
Mode:	Mode 4	Date:	12/07/2016
Ant.Polar.:	Vertical		
Description:	Antenna:SAA04-22008A		

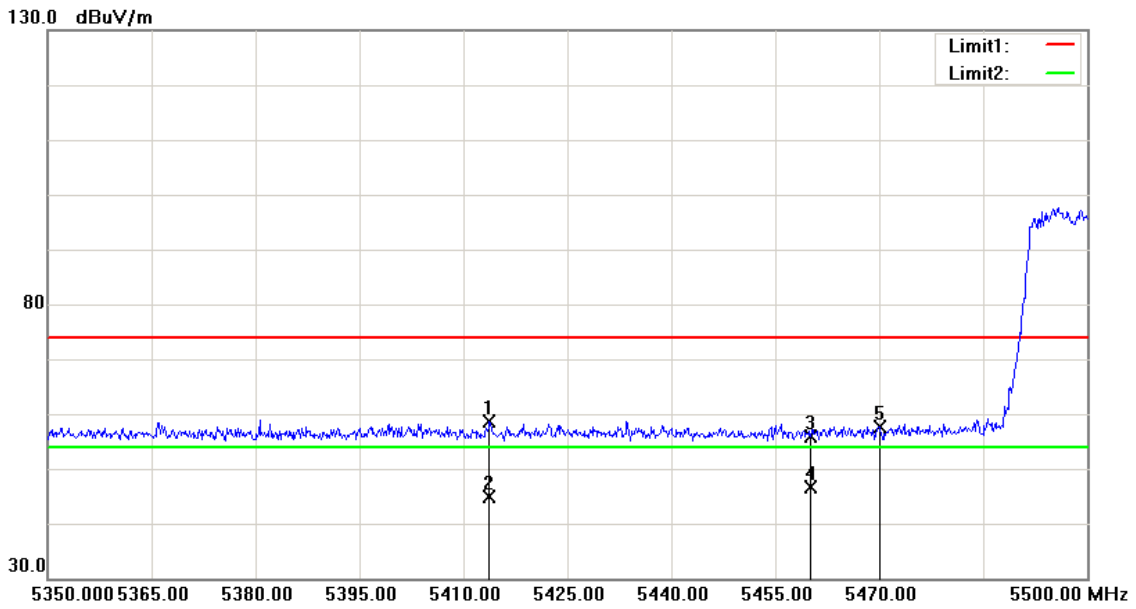

No.	Frequency (MHz)	Reading (dBuV)	Correct Factor (dB/m)	Result (dBuV/m)	Limit (dBuV/m)	Margin (dB)	Remark
1	5413.750	50.15	8.48	58.63	74.00	-15.37	peak
2	5413.750	36.31	8.48	44.79	54.00	-9.21	AVG
3	5460.000	47.41	8.51	55.92	74.00	-18.08	peak
4	5460.000	38.04	8.51	46.55	54.00	-7.45	AVG
5	5470.000	49.20	8.53	57.73	68.20	-10.47	peak

Note:1.Result (dBuV/m) = Correct Factor (dB/m) + Reading(dBuV).

2.Correction factor (dB/m) = Antenna Factor (dB/m) + Cable loss (dB) – Pre-Amplifier gain (dB).

3. When the peak results are less than average limit, so not need to evaluate the average.

Standard:	FCC PART 15.407	Test Distance:	3m
Test item:	Band edge	Power:	AC 110V/60Hz
Frequency:	5550MHz	Temp.(℃)/Hum.(%RH):	26(℃)/60%RH
Mode:	Mode 4	Date:	12/07/2016
Ant.Polar.:	Horizontal		
Description:	Antenna:SAA04-22008A		

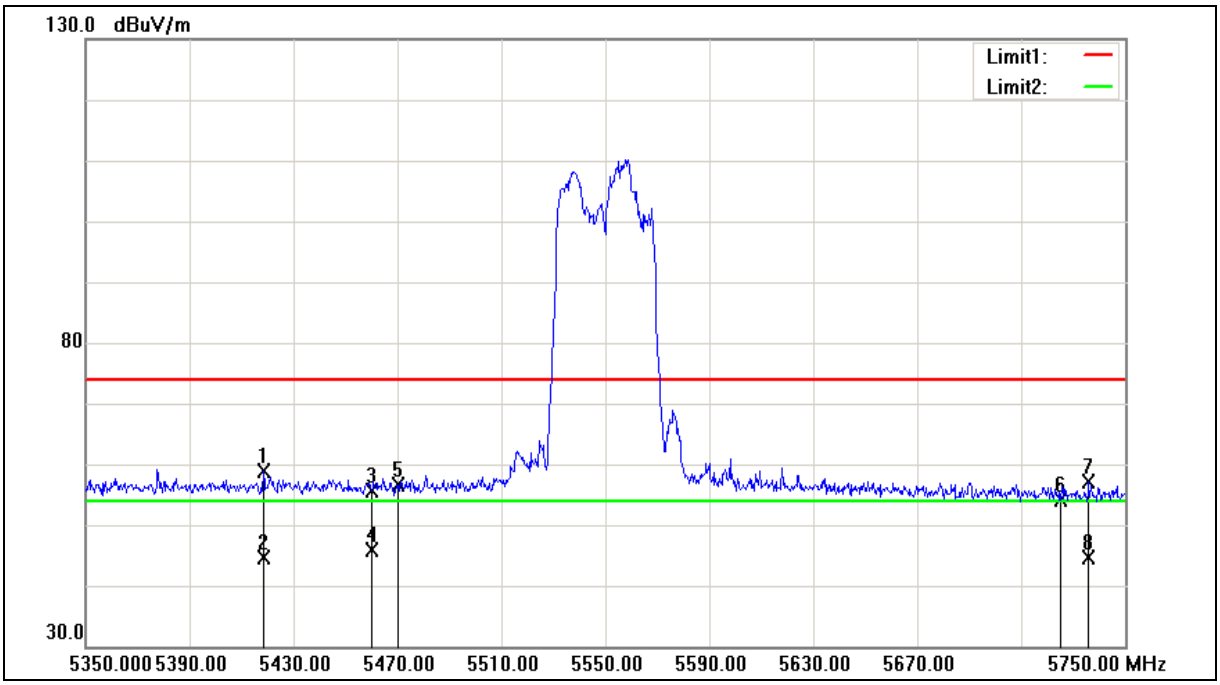

Standard:	FCC PART 15.407	Test Distance:	3m
Test item:	Band edge	Power:	AC 110V/60Hz
Frequency:	5550MHz	Temp.(℃)/Hum.(%RH):	26(℃)/60%RH
Mode:	Mode 4	Date:	12/07/2016
Ant.Polar.:	Horizontal		
Description:	Antenna:SAA04-22008A		

No.	Frequency (MHz)	Reading (dBuV)	Correct Factor (dB/m)	Result (dBuV/m)	Limit (dBuV/m)	Margin (dB)	Remark
1	5418.400	50.45	8.48	58.93	74.00	-15.07	peak
2	5418.400	36.15	8.48	44.63	54.00	-9.37	AVG
3	5460.000	47.24	8.51	55.75	74.00	-18.25	peak
4	5460.000	37.25	8.51	45.76	54.00	-8.24	AVG
5	5470.000	47.99	8.53	56.52	68.20	-11.68	peak
6	5725.000	45.13	9.11	54.24	68.20	-13.96	peak
7	5736.000	48.07	9.14	57.21	74.00	-16.79	peak
8	5736.000	35.57	9.14	44.71	54.00	-9.29	AVG

Note:1.Result (dBuV/m) = Correct Factor (dB/m) + Reading(dBuV).

2.Correction factor (dB/m) = Antenna Factor (dB/m) + Cable loss (dB) − Pre-Amplifier gain (dB).

3. When the peak results are less than average limit, so not need to evaluate the average.

Standard:	FCC PART 15.407	Test Distance:	3m
Test item:	Band edge	Power:	AC 110V/60Hz
Frequency:	5550MHz	Temp.(℃)/Hum.(%RH):	26(℃)/60%RH
Mode:	Mode 4	Date:	12/07/2016
Ant.Polar.:	Vertical		
Description:	Antenna:SAA04-22008A		

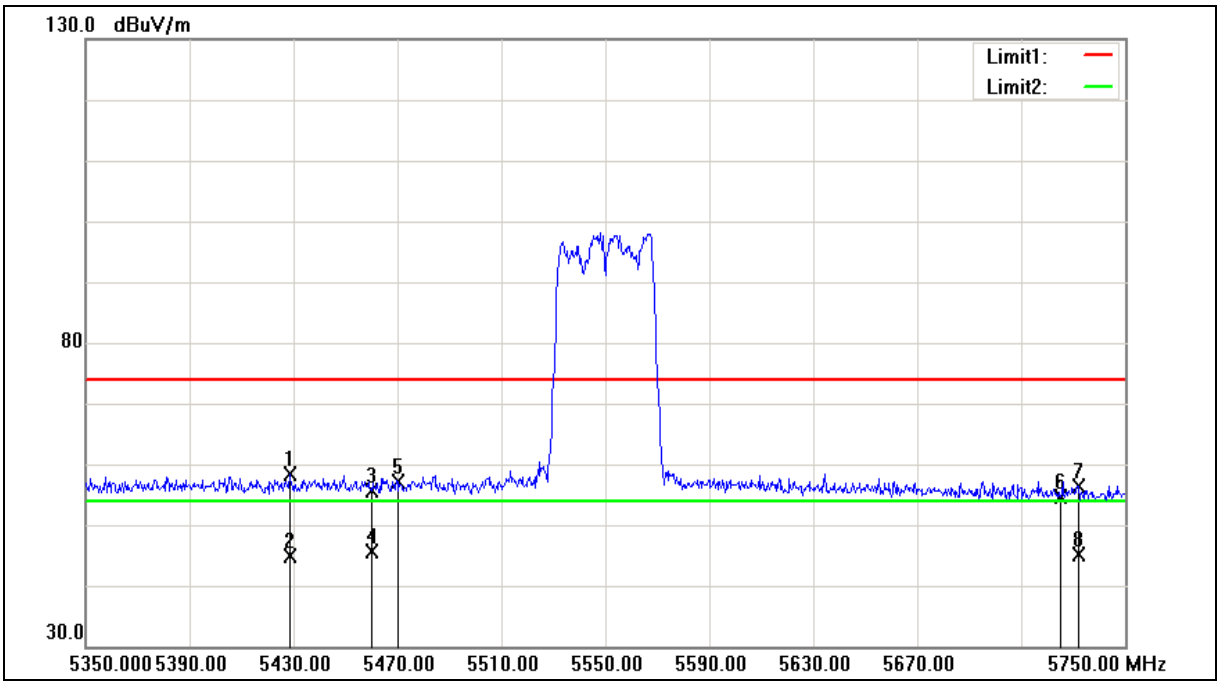

Standard:	FCC PART 15.407	Test Distance:	3m
Test item:	Band edge	Power:	AC 110V/60Hz
Frequency:	5550MHz	Temp.(℃)/Hum.(%RH):	26(℃)/60%RH
Mode:	Mode 4	Date:	12/07/2016
Ant.Polar.:	Vertical		
Description:	Antenna:SAA04-22008A		

No.	Frequency (MHz)	Reading (dBuV)	Correct Factor (dB/m)	Result (dBuV/m)	Limit (dBuV/m)	Margin (dB)	Remark
1	5428.400	49.77	8.49	58.26	74.00	-15.74	peak
2	5428.400	36.45	8.49	44.94	54.00	-9.06	AVG
3	5460.000	47.12	8.51	55.63	74.00	-18.37	peak
4	5460.000	37.13	8.51	45.64	54.00	-8.36	AVG
5	5470.000	48.64	8.53	57.17	68.20	-11.03	peak
6	5725.000	45.41	9.11	54.52	68.20	-13.68	peak
7	5732.000	47.29	9.12	56.41	74.00	-17.59	peak
8	5732.000	35.99	9.12	45.11	54.00	-8.89	AVG

Note:1.Result (dBuV/m) = Correct Factor (dB/m) + Reading(dBuV).

2.Correction factor (dB/m) = Antenna Factor (dB/m) + Cable loss (dB) − Pre-Amplifier gain (dB).

3. When the peak results are less than average limit, so not need to evaluate the average.

Standard:	FCC PART 15.407	Test Distance:	3m
Test item:	Band edge	Power:	AC 110V/60Hz
Frequency:	5670MHz	Temp.(℃)/Hum.(%RH):	26(℃)/60%RH
Mode:	Mode 4	Date:	12/07/2016
Ant.Polar.:	Horizontal		
Description:	Antenna:SAA04-22008A		

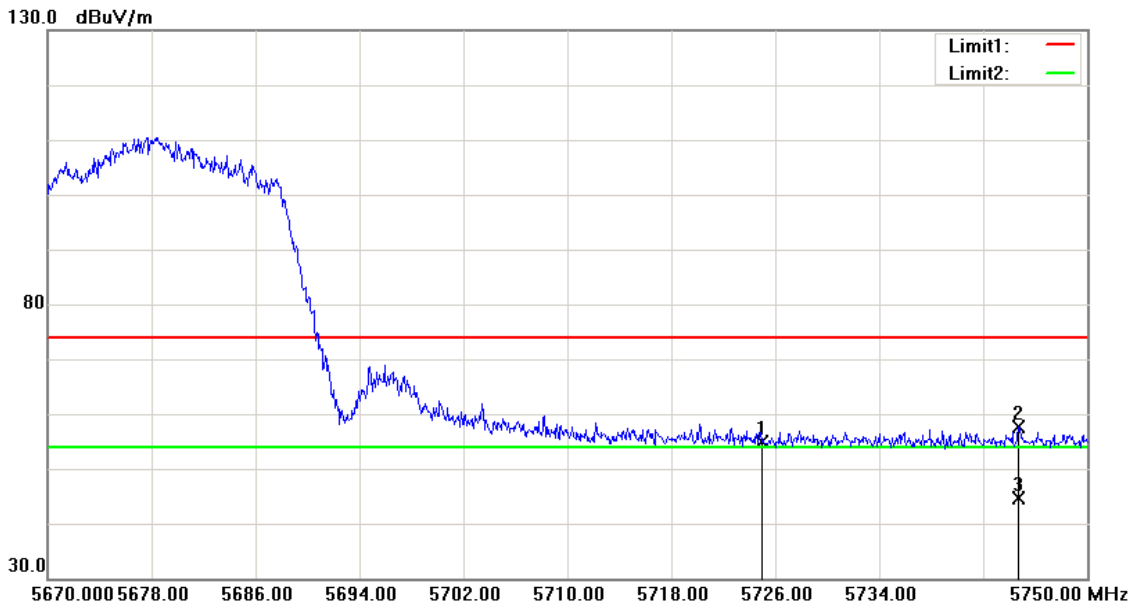

No.	Frequency (MHz)	Reading (dBuV)	Correct Factor (dB/m)	Result (dBuV/m)	Limit (dBuV/m)	Margin (dB)	Remark
1	5725.000	45.83	9.11	54.94	68.20	-13.26	peak
2	5744.720	48.47	9.16	57.63	74.00	-16.37	peak
3	5744.720	35.40	9.16	44.56	54.00	-9.44	AVG

Note:1.Result (dBuV/m) = Correct Factor (dB/m) + Reading(dBuV).

2.Correction factor (dB/m) = Antenna Factor (dB/m) + Cable loss (dB) – Pre-Amplifier gain (dB).

3. When the peak results are less than average limit, so not need to evaluate the average.

Standard:	FCC PART 15.407	Test Distance:	3m
Test item:	Band edge	Power:	AC 110V/60Hz
Frequency:	5670MHz	Temp.(℃)/Hum.(%RH):	26(℃)/60%RH
Mode:	Mode 4	Date:	12/07/2016
Ant.Polar.:	Vertical		
Description:	Antenna:SAA04-22008A		

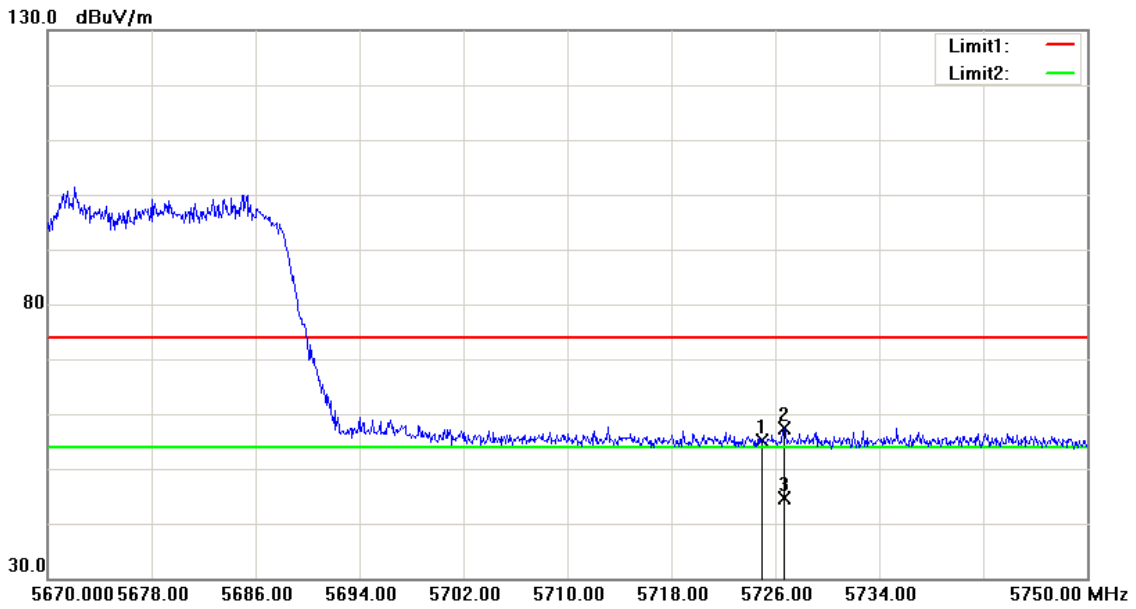

No.	Frequency (MHz)	Reading (dBuV)	Correct Factor (dB/m)	Result (dBuV/m)	Limit (dBuV/m)	Margin (dB)	Remark
1	5725.000	45.98	9.11	55.09	68.20	-13.11	peak
2	5726.720	48.31	9.11	57.42	74.00	-16.58	peak
3	5726.720	35.61	9.11	44.72	54.00	-9.28	AVG

Note:1.Result (dBuV/m) = Correct Factor (dB/m) + Reading(dBuV).

2.Correction factor (dB/m) = Antenna Factor (dB/m) + Cable loss (dB) – Pre-Amplifier gain (dB).

3. When the peak results are less than average limit, so not need to evaluate the average.

Standard:	FCC PART 15.407	Test Distance:	3m
Test item:	Band edge	Power:	AC 110V/60Hz
Frequency:	5290MHz	Temp.(℃)/Hum.(%RH):	26(℃)/60%RH
Mode:	Mode 5	Date:	12/07/2016
Ant.Polar.:	Horizontal		
Description:	Antenna:SAA04-22008A		

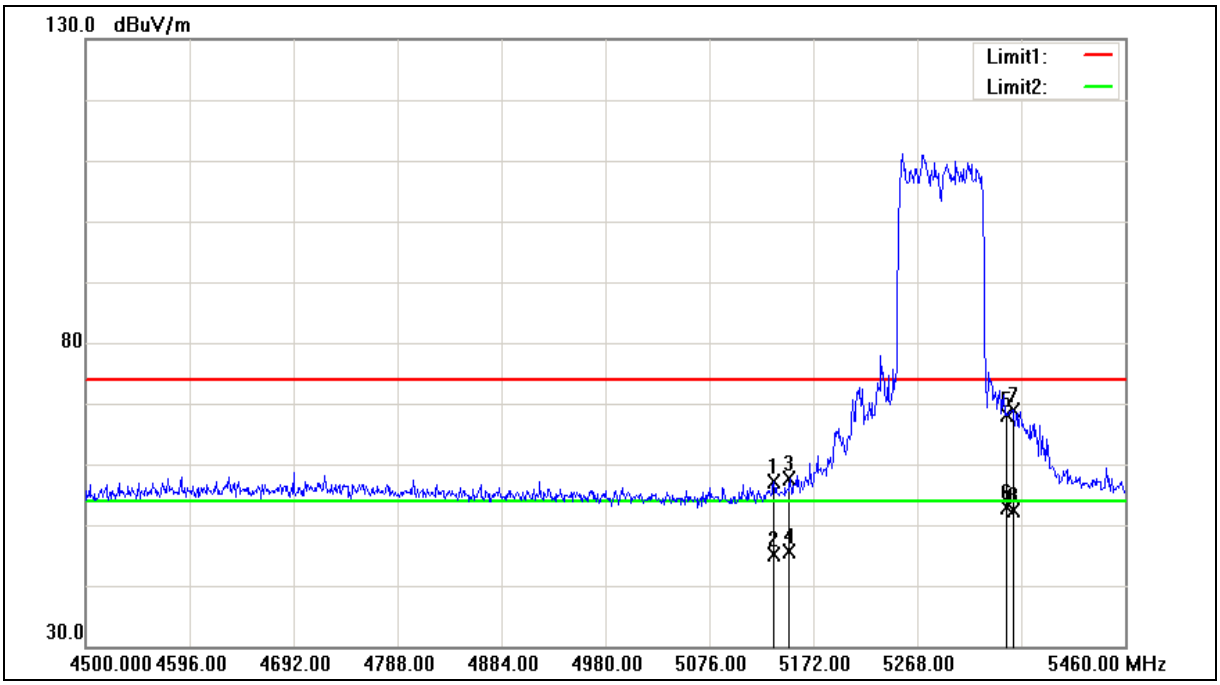

Standard:	FCC PART 15.407	Test Distance:	3m
Test item:	Band edge	Power:	AC 110V/60Hz
Frequency:	5290MHz	Temp.(℃)/Hum.(%RH):	26(℃)/60%RH
Mode:	Mode 5	Date:	12/07/2016
Ant.Polar.:	Horizontal		
Description:	Antenna:SAA04-22008A		

No.	Frequency (MHz)	Reading (dBuV)	Correct Factor (dB/m)	Result (dBuV/m)	Limit (dBuV/m)	Margin (dB)	Remark
1	5135.520	48.79	8.23	57.02	74.00	-16.98	peak
2	5135.520	36.79	8.23	45.02	54.00	-8.98	AVG
3	5150.000	49.45	8.25	57.70	74.00	-16.30	peak
4	5150.000	37.27	8.25	45.52	54.00	-8.48	AVG
5	5350.000	59.62	8.41	68.03	74.00	-5.97	peak
6	5350.000	44.52	8.41	52.93	54.00	-1.07	AVG
7	5356.320	60.48	8.42	68.90	74.00	-5.10	peak
8	5356.320	44.00	8.42	52.42	54.00	-1.58	AVG

Note:1.Result (dBuV/m) = Correct Factor (dB/m) + Reading(dBuV).

2.Correction factor (dB/m) = Antenna Factor (dB/m) + Cable loss (dB) – Pre-Amplifier gain (dB).

3. When the peak results are less than average limit, so not need to evaluate the average.

Standard:	FCC PART 15.407	Test Distance:	3m
Test item:	Band edge	Power:	AC 110V/60Hz
Frequency:	5290MHz	Temp.(℃)/Hum.(%RH):	26(℃)/60%RH
Mode:	Mode 5	Date:	12/07/2016
Ant.Polar.:	Vertical		
Description:	Antenna:SAA04-22008A		

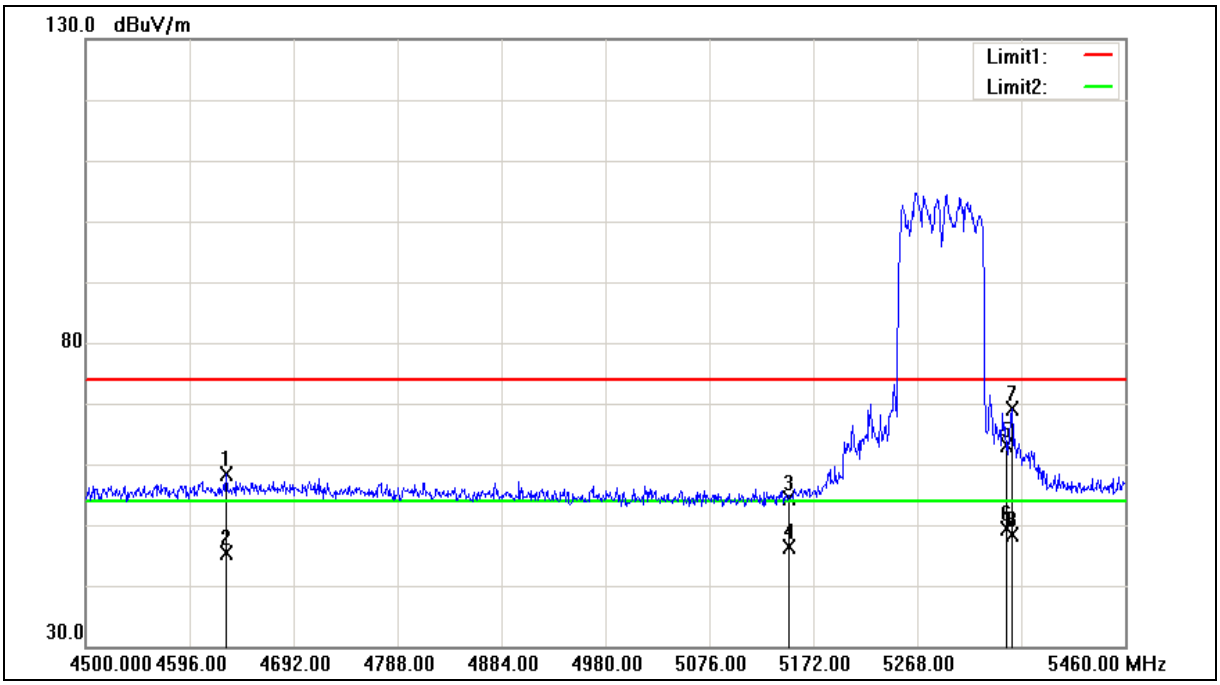

Standard:	FCC PART 15.407	Test Distance:	3m
Test item:	Band edge	Power:	AC 110V/60Hz
Frequency:	5290MHz	Temp.(℃)/Hum.(%RH):	26(℃)/60%RH
Mode:	Mode 5	Date:	12/07/2016
Ant.Polar.:	Vertical		
Description:	Antenna:SAA04-22008A		

No.	Frequency (MHz)	Reading (dBuV)	Correct Factor (dB/m)	Result (dBuV/m)	Limit (dBuV/m)	Margin (dB)	Remark
1	4629.600	51.65	6.83	58.48	74.00	-15.52	peak
2	4629.600	38.52	6.83	45.35	54.00	-8.65	AVG
3	5150.000	46.15	8.25	54.40	74.00	-19.60	peak
4	5150.000	38.02	8.25	46.27	54.00	-7.73	AVG
5	5350.000	54.80	8.41	63.21	74.00	-10.79	peak
6	5350.000	40.86	8.41	49.27	54.00	-4.73	AVG
7	5355.360	60.83	8.42	69.25	74.00	-4.75	peak
8	5355.360	39.96	8.42	48.38	54.00	-5.62	AVG

Note:1.Result (dBuV/m) = Correct Factor (dB/m) + Reading(dBuV).

2.Correction factor (dB/m) = Antenna Factor (dB/m) + Cable loss (dB) – Pre-Amplifier gain (dB).

3. When the peak results are less than average limit, so not need to evaluate the average.

Standard:	FCC PART 15.407	Test Distance:	3m
Test item:	Band edge	Power:	AC 110V/60Hz
Frequency:	5530MHz	Temp.(℃)/Hum.(%RH):	26(℃)/60%RH
Mode:	Mode 5	Date:	12/07/2016
Ant.Polar.:	Horizontal		
Description:	Antenna:SAA04-22008A		

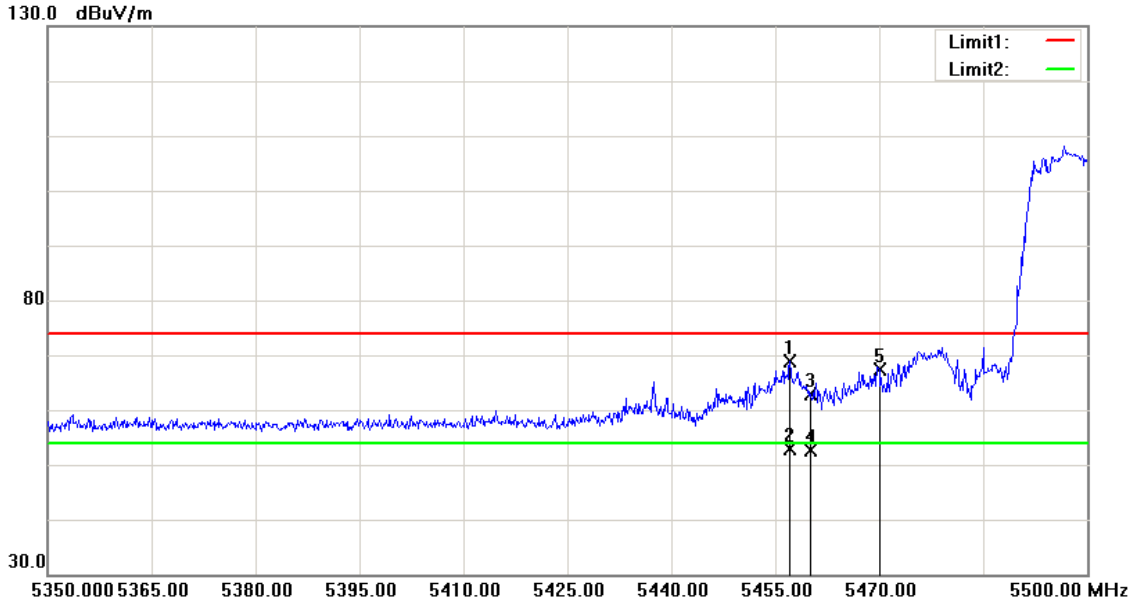

No.	Frequency (MHz)	Reading (dBuV)	Correct Factor (dB/m)	Result (dBuV/m)	Limit (dBuV/m)	Margin (dB)	Remark
1	5457.100	60.31	8.51	68.82	74.00	-5.18	peak
2	5457.100	44.29	8.51	52.80	54.00	-1.20	AVG
3	5460.000	54.31	8.51	62.82	74.00	-11.18	peak
4	5460.000	44.19	8.51	52.70	54.00	-1.30	AVG
5	5470.000	58.83	8.53	67.36	68.20	-0.84	peak

Note:1.Result (dBuV/m) = Correct Factor (dB/m) + Reading(dBuV).

2.Correction factor (dB/m) = Antenna Factor (dB/m) + Cable loss (dB) – Pre-Amplifier gain (dB).

3. When the peak results are less than average limit, so not need to evaluate the average.

Standard:	FCC PART 15.407	Test Distance:	3m
Test item:	Band edge	Power:	AC 110V/60Hz
Frequency:	5530MHz	Temp.(℃)/Hum.(%RH):	26(℃)/60%RH
Mode:	Mode 5	Date:	12/07/2016
Ant.Polar.:	Vertical		
Description:	Antenna:SAA04-22008A		

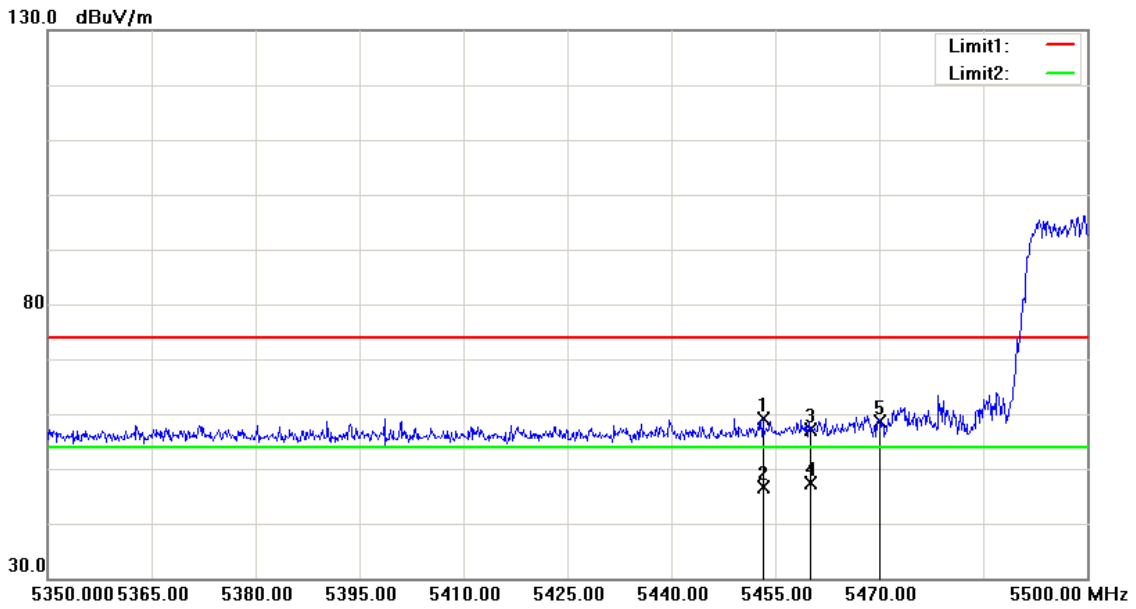

No.	Frequency (MHz)	Reading (dBuV)	Correct Factor (dB/m)	Result (dBuV/m)	Limit (dBuV/m)	Margin (dB)	Remark
1	5453.200	50.72	8.51	59.23	74.00	-14.77	peak
2	5453.200	38.07	8.51	46.58	54.00	-7.42	AVG
3	5460.000	48.54	8.51	57.05	74.00	-16.95	peak
4	5460.000	38.76	8.51	47.27	54.00	-6.73	AVG
5	5470.000	50.02	8.53	58.55	68.20	-9.65	peak

Note:1.Result (dBuV/m) = Correct Factor (dB/m) + Reading(dBuV).

2.Correction factor (dB/m) = Antenna Factor (dB/m) + Cable loss (dB) – Pre-Amplifier gain (dB).

3. When the peak results are less than average limit, so not need to evaluate the average.

Module : QCA9990 (EW-7944MAC)

Standard:	FCC PART 15.407	Test Distance:	3m
Test item:	Band edge	Power:	AC 110V/60Hz
Frequency:	5260MHz	Temp.(℃)/Hum.(%RH):	26(℃)/60%RH
Mode:	Mode 2	Date:	12/09/2016
Ant.Polar.:	Horizontal		
Description:	Antenna:CO59-510347-A		

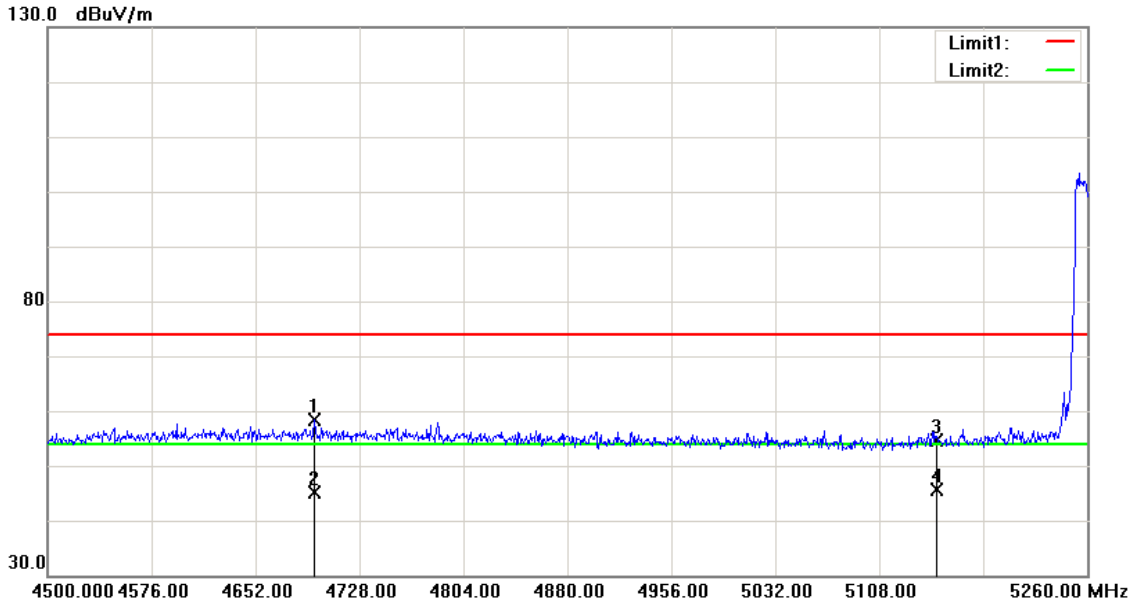

No.	Frequency (MHz)	Reading (dBuV)	Correct Factor (dB/m)	Result (dBuV/m)	Limit (dBuV/m)	Margin (dB)	Remark
1	4695.320	51.29	7.05	58.34	74.00	-15.66	peak
2	4695.320	38.10	7.05	45.15	54.00	-8.85	AVG
3	5150.000	46.36	8.25	54.61	74.00	-19.39	peak
4	5150.000	37.46	8.25	45.71	54.00	-8.29	AVG

Note:1.Result (dBuV/m) = Correct Factor (dB/m) + Reading(dBuV).

2.Correction factor (dB/m) = Antenna Factor (dB/m) + Cable loss (dB) – Pre-Amplifier gain (dB).

3. When the peak results are less than average limit, so not need to evaluate the average.

Standard:	FCC PART 15.407	Test Distance:	3m
Test item:	Band edge	Power:	AC 110V/60Hz
Frequency:	5260MHz	Temp.(℃)/Hum.(%RH):	26(℃)/60%RH
Mode:	Mode 2	Date:	12/09/2016
Ant.Polar.:	Vertical		
Description:	Antenna:CO59-510347-A		

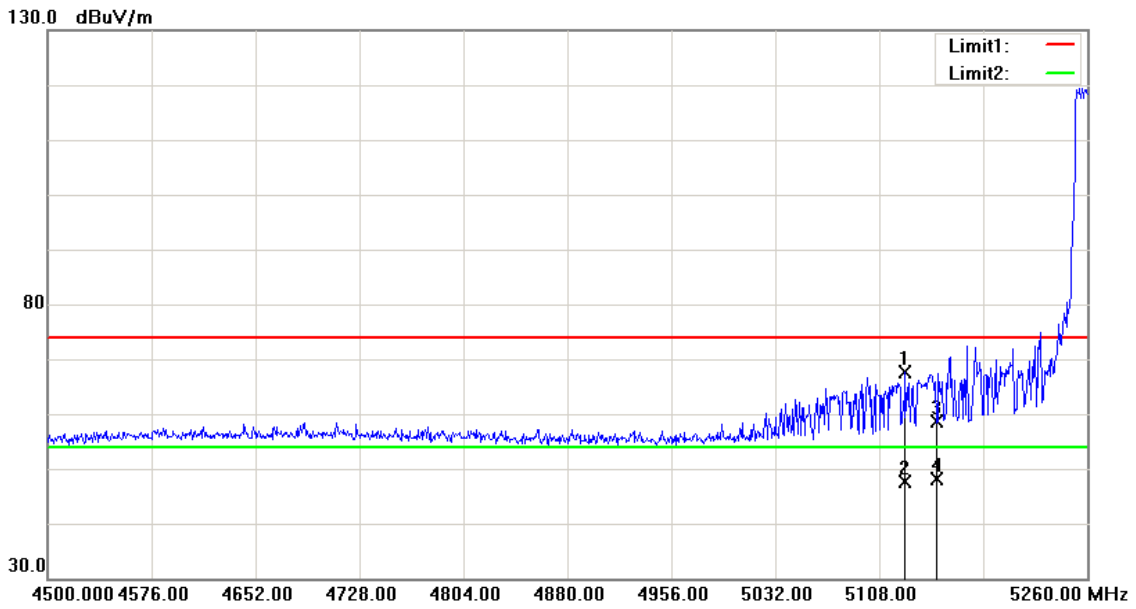

No.	Frequency (MHz)	Reading (dBuV)	Correct Factor (dB/m)	Result (dBuV/m)	Limit (dBuV/m)	Margin (dB)	Remark
1	5127.000	59.42	8.23	67.65	74.00	-6.35	peak
2	5127.000	39.45	8.23	47.68	54.00	-6.32	AVG
3	5150.000	50.33	8.25	58.58	74.00	-15.42	peak
4	5150.000	39.91	8.25	48.16	54.00	-5.84	AVG

Note:1.Result (dBuV/m) = Correct Factor (dB/m) + Reading(dBuV).

2.Correction factor (dB/m) = Antenna Factor (dB/m) + Cable loss (dB) – Pre-Amplifier gain (dB).

3. When the peak results are less than average limit, so not need to evaluate the average.

Standard:	FCC PART 15.407	Test Distance:	3m
Test item:	Band edge	Power:	AC 110V/60Hz
Frequency:	5280MHz	Temp.(℃)/Hum.(%RH):	26(℃)/60%RH
Mode:	Mode 2	Date:	12/09/2016
Ant.Polar.:	Horizontal		
Description:	Antenna:CO59-510347-A		

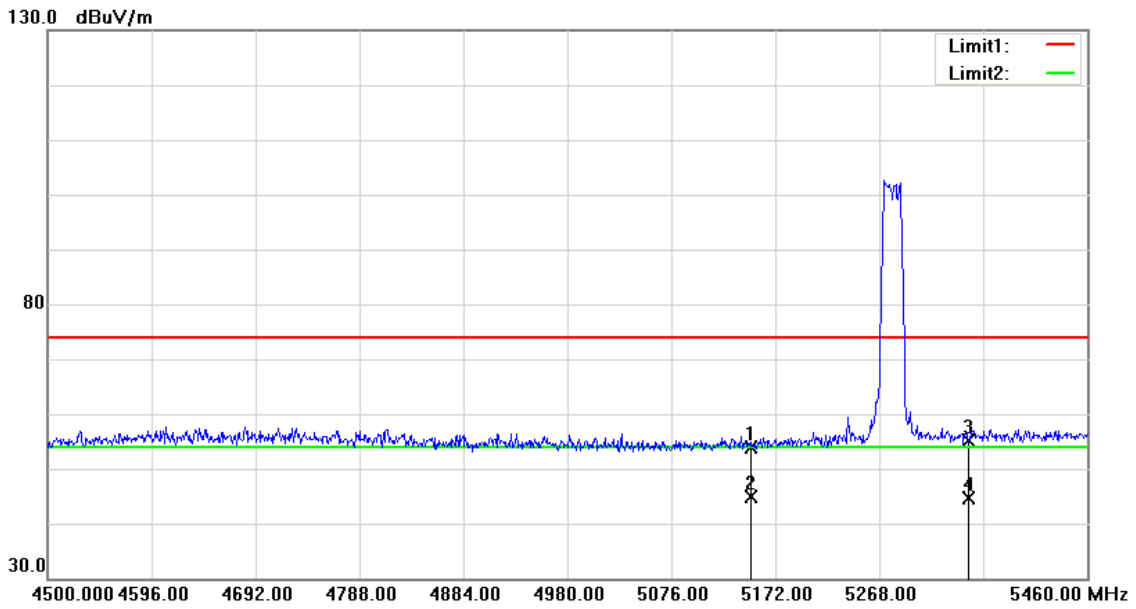

No.	Frequency (MHz)	Reading (dBuV)	Correct Factor (dB/m)	Result (dBuV/m)	Limit (dBuV/m)	Margin (dB)	Remark
1	5150.000	45.75	8.25	54.00	74.00	-20.00	peak
2	5150.000	36.54	8.25	44.79	54.00	-9.21	AVG
3	5350.000	46.82	8.41	55.23	74.00	-18.77	peak
4	5350.000	36.23	8.41	44.64	54.00	-9.36	AVG

Note:1.Result (dBuV/m) = Correct Factor (dB/m) + Reading(dBuV).

2.Correction factor (dB/m) = Antenna Factor (dB/m) + Cable loss (dB) – Pre-Amplifier gain (dB).

3. When the peak results are less than average limit, so not need to evaluate the average.

Standard:	FCC PART 15.407	Test Distance:	3m
Test item:	Band edge	Power:	AC 110V/60Hz
Frequency:	5280MHz	Temp.(℃)/Hum.(%RH):	26(℃)/60%RH
Mode:	Mode 2	Date:	12/09/2016
Ant.Polar.:	Vertical		
Description:	Antenna:CO59-510347-A		

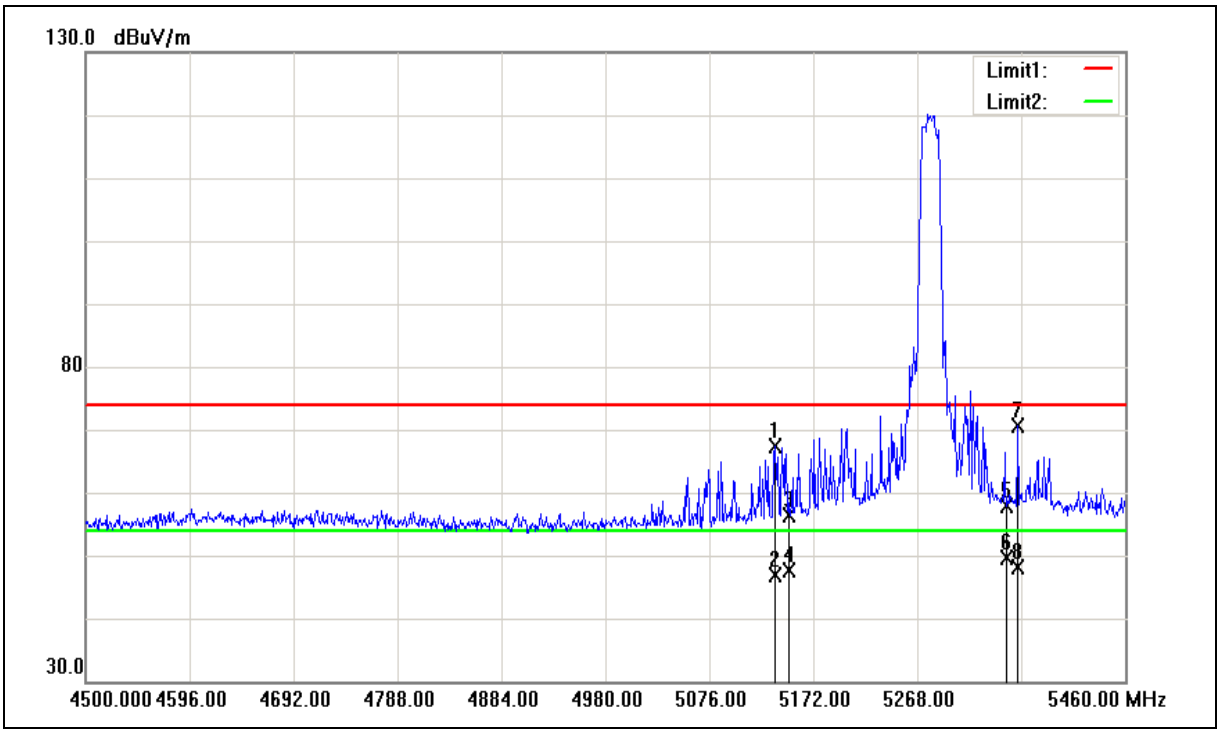

Standard:	FCC PART 15.407	Test Distance:	3m
Test item:	Band edge	Power:	AC 110V/60Hz
Frequency:	5280MHz	Temp.(℃)/Hum.(%RH):	26(℃)/60%RH
Mode:	Mode 2	Date:	12/09/2016
Ant.Polar.:	Vertical		
Description:	Antenna:CO59-510347-A		

No.	Frequency (MHz)	Reading (dBuV)	Correct Factor (dB/m)	Result (dBuV/m)	Limit (dBuV/m)	Margin (dB)	Remark
1	5136.480	59.08	8.23	67.31	74.00	-6.69	peak
2	5136.480	38.70	8.23	46.93	54.00	-7.07	AVG
3	5150.000	48.22	8.25	56.47	74.00	-17.53	peak
4	5150.000	39.37	8.25	47.62	54.00	-6.38	AVG
5	5350.000	49.42	8.41	57.83	74.00	-16.17	peak
6	5350.000	41.21	8.41	49.62	54.00	-4.38	AVG
7	5361.120	62.32	8.42	70.74	74.00	-3.26	peak
8	5361.120	39.74	8.42	48.16	54.00	-5.84	AVG

Note:1.Result (dBuV/m) = Correct Factor (dB/m) + Reading(dBuV).

2.Correction factor (dB/m) = Antenna Factor (dB/m) + Cable loss (dB) – Pre-Amplifier gain (dB).

3. When the peak results are less than average limit, so not need to evaluate the average.

Standard:	FCC PART 15.407	Test Distance:	3m
Test item:	Band edge	Power:	AC 110V/60Hz
Frequency:	5320MHz	Temp.(℃)/Hum.(%RH):	26(℃)/60%RH
Mode:	Mode 2	Date:	12/09/2016
Ant.Polar.:	Horizontal		
Description:	Antenna:CO59-510347-A		

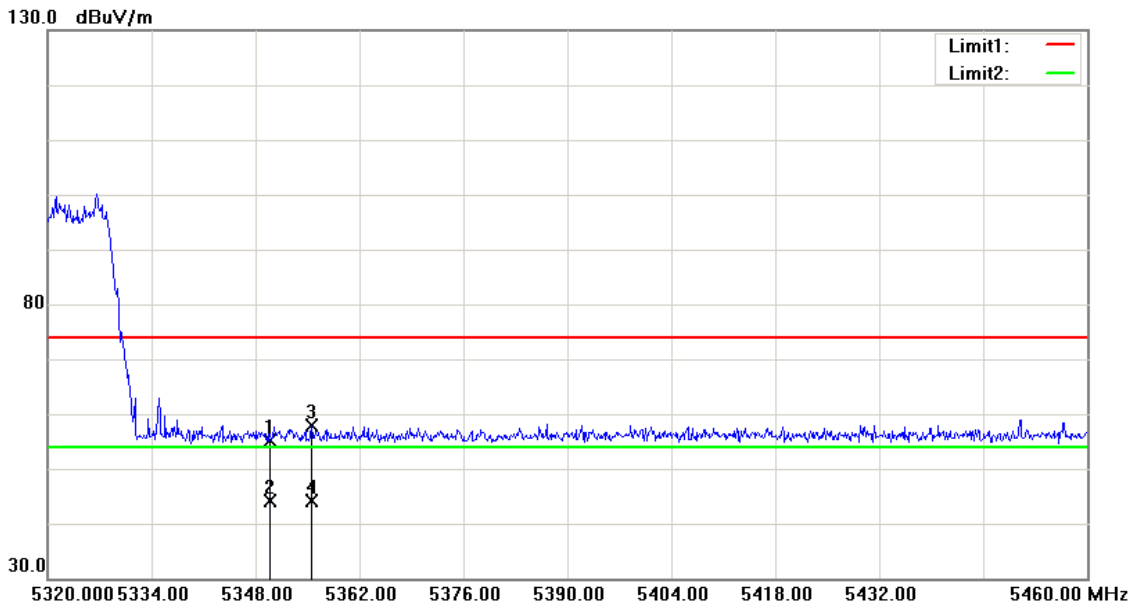

No.	Frequency (MHz)	Reading (dBuV)	Correct Factor (dB/m)	Result (dBuV/m)	Limit (dBuV/m)	Margin (dB)	Remark
1	5350.000	46.80	8.41	55.21	74.00	-18.79	peak
2	5350.000	35.78	8.41	44.19	54.00	-9.81	AVG
3	5355.560	49.40	8.42	57.82	74.00	-16.18	peak
4	5355.560	35.78	8.42	44.20	54.00	-9.80	AVG

Note:1.Result (dBuV/m) = Correct Factor (dB/m) + Reading(dBuV).

2.Correction factor (dB/m) = Antenna Factor (dB/m) + Cable loss (dB) – Pre-Amplifier gain (dB).

3. When the peak results are less than average limit, so not need to evaluate the average.

Standard:	FCC PART 15.407	Test Distance:	3m
Test item:	Band edge	Power:	AC 110V/60Hz
Frequency:	5320MHz	Temp.(℃)/Hum.(%RH):	26(℃)/60%RH
Mode:	Mode 2	Date:	12/09/2016
Ant.Polar.:	Vertical		
Description:	Antenna:CO59-510347-A		

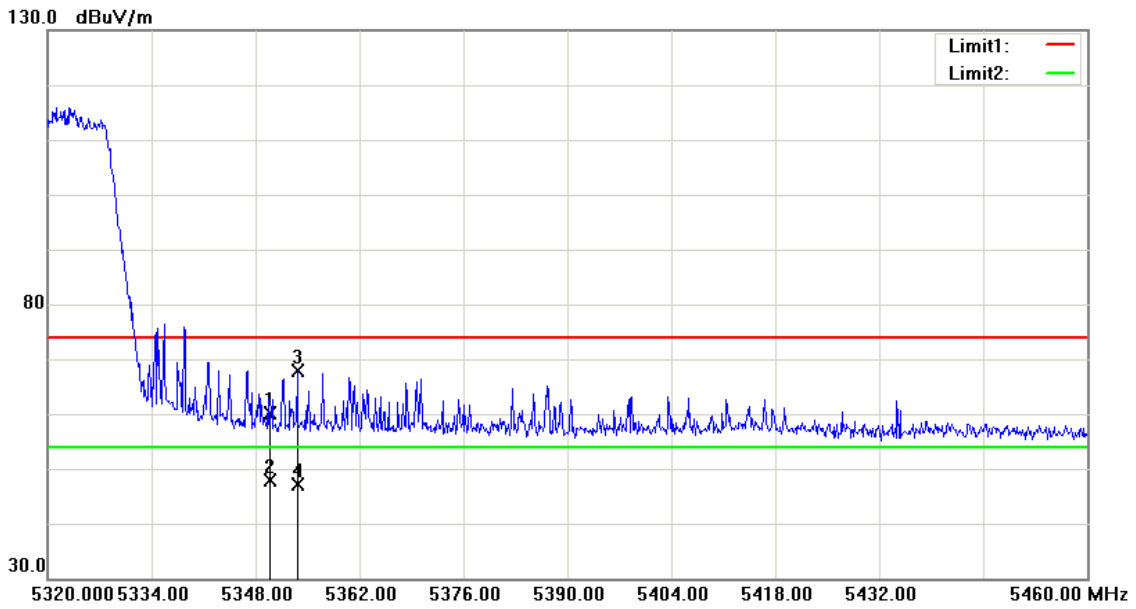

No.	Frequency (MHz)	Reading (dBuV)	Correct Factor (dB/m)	Result (dBuV/m)	Limit (dBuV/m)	Margin (dB)	Remark
1	5350.000	51.82	8.41	60.23	74.00	-13.77	peak
2	5350.000	39.56	8.41	47.97	54.00	-6.03	AVG
3	5353.600	59.48	8.42	67.90	74.00	-6.10	peak
4	5353.600	38.70	8.42	47.12	54.00	-6.88	AVG

Note:1.Result (dBuV/m) = Correct Factor (dB/m) + Reading(dBuV).

2.Correction factor (dB/m) = Antenna Factor (dB/m) + Cable loss (dB) – Pre-Amplifier gain (dB).

3. When the peak results are less than average limit, so not need to evaluate the average.

Standard:	FCC PART 15.407	Test Distance:	3m
Test item:	Band edge	Power:	AC 110V/60Hz
Frequency:	5500MHz	Temp.(℃)/Hum.(%RH):	26(℃)/60%RH
Mode:	Mode 2	Date:	12/09/2016
Ant.Polar.:	Horizontal		
Description:	Antenna:CO59-510347-A		

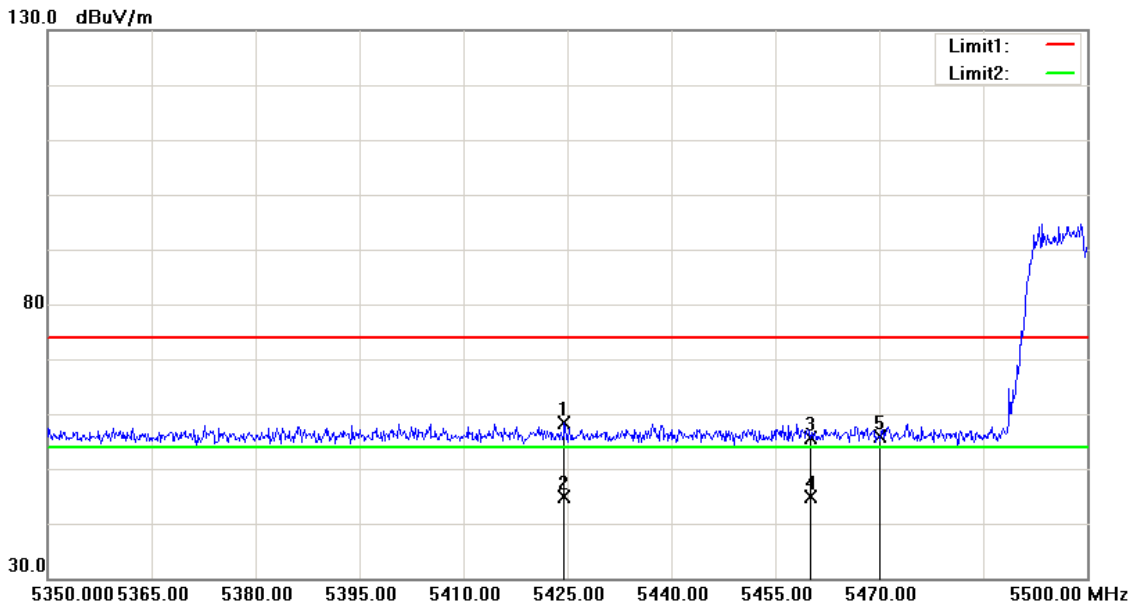

No.	Frequency (MHz)	Reading (dBuV)	Correct Factor (dB/m)	Result (dBuV/m)	Limit (dBuV/m)	Margin (dB)	Remark
1	5424.550	49.81	8.49	58.30	74.00	-15.70	peak
2	5424.550	36.33	8.49	44.82	54.00	-9.18	AVG
3	5460.000	47.11	8.51	55.62	74.00	-18.38	peak
4	5460.000	36.46	8.51	44.97	54.00	-9.03	AVG
5	5470.000	47.32	8.53	55.85	68.20	-12.35	peak

Note:1.Result (dBuV/m) = Correct Factor (dB/m) + Reading(dBuV).

2.Correction factor (dB/m) = Antenna Factor (dB/m) + Cable loss (dB) – Pre-Amplifier gain (dB).

3. When the peak results are less than average limit, so not need to evaluate the average.

Standard:	FCC PART 15.407	Test Distance:	3m
Test item:	Band edge	Power:	AC 110V/60Hz
Frequency:	5500MHz	Temp.(℃)/Hum.(%RH):	26(℃)/60%RH
Mode:	Mode 2	Date:	12/09/2016
Ant.Polar.:	Vertical		
Description:	Antenna:CO59-510347-A		

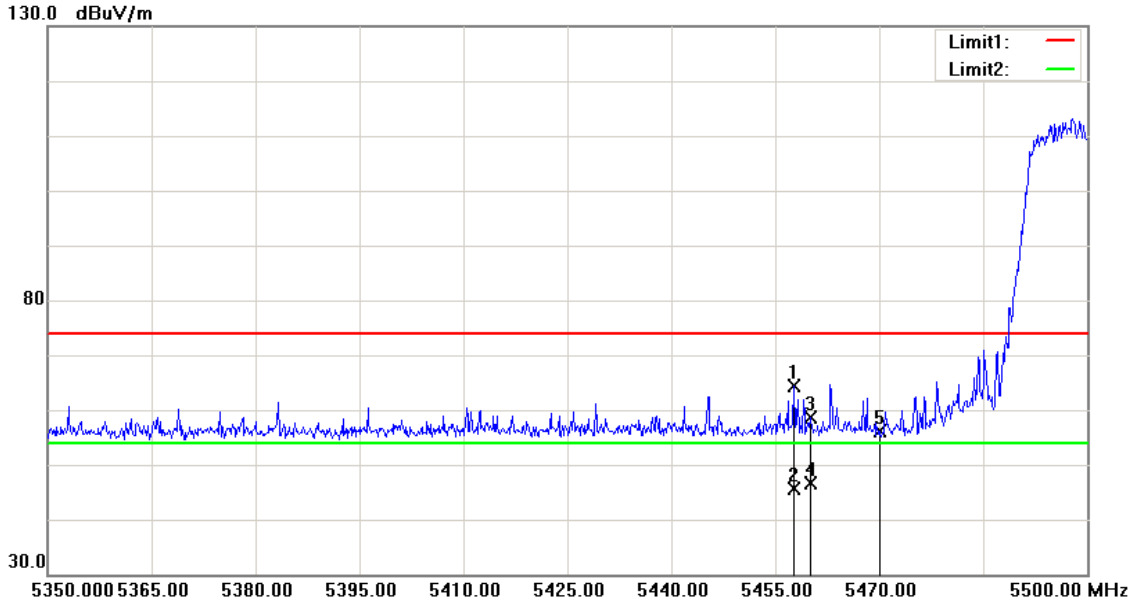

No.	Frequency (MHz)	Reading (dBuV)	Correct Factor (dB/m)	Result (dBuV/m)	Limit (dBuV/m)	Margin (dB)	Remark
1	5457.700	55.87	8.51	64.38	74.00	-9.62	peak
2	5457.700	37.20	8.51	45.71	54.00	-8.29	AVG
3	5460.000	50.16	8.51	58.67	74.00	-15.33	peak
4	5460.000	38.15	8.51	46.66	54.00	-7.34	AVG
5	5470.000	47.58	8.53	56.11	68.20	-12.09	peak

Note:1.Result (dBuV/m) = Correct Factor (dB/m) + Reading(dBuV).

2.Correction factor (dB/m) = Antenna Factor (dB/m) + Cable loss (dB) – Pre-Amplifier gain (dB).

3. When the peak results are less than average limit, so not need to evaluate the average.

Standard:	FCC PART 15.407	Test Distance:	3m
Test item:	Band edge	Power:	AC 110V/60Hz
Frequency:	5560MHz	Temp.(℃)/Hum.(%RH):	26(℃)/60%RH
Mode:	Mode 2	Date:	12/09/2016
Ant.Polar.:	Horizontal		
Description:	Antenna:CO59-510347-A		

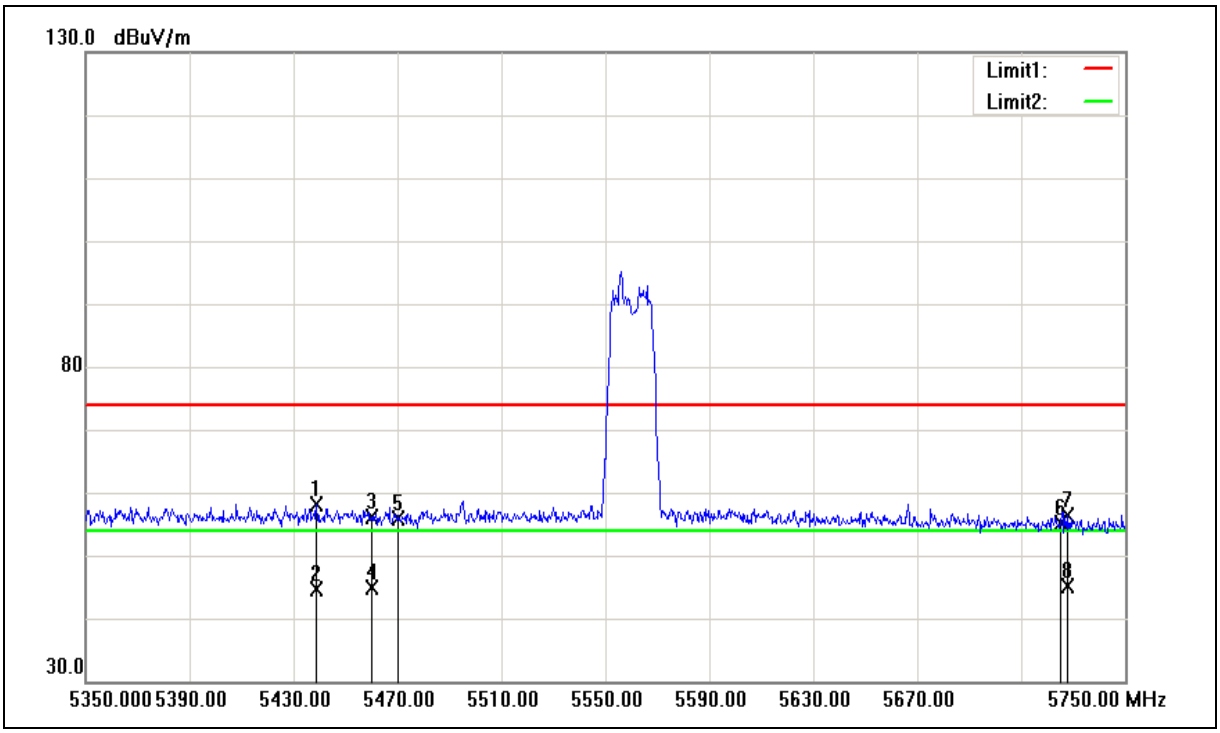

Standard:	FCC PART 15.407	Test Distance:	3m
Test item:	Band edge	Power:	AC 110V/60Hz
Frequency:	5560MHz	Temp.(℃)/Hum.(%RH):	26(℃)/60%RH
Mode:	Mode 2	Date:	12/09/2016
Ant.Polar.:	Horizontal		
Description:	Antenna:CO59-510347-A		

No.	Frequency (MHz)	Reading (dBuV)	Correct Factor (dB/m)	Result (dBuV/m)	Limit (dBuV/m)	Margin (dB)	Remark
1	5438.800	49.70	8.50	58.20	74.00	-15.80	peak
2	5438.800	36.14	8.50	44.64	54.00	-9.36	AVG
3	5460.000	47.54	8.51	56.05	74.00	-17.95	peak
4	5460.000	36.32	8.51	44.83	54.00	-9.17	AVG
5	5470.000	47.36	8.53	55.89	68.20	-12.31	peak
6	5725.000	45.90	9.11	55.01	68.20	-13.19	peak
7	5728.000	47.26	9.11	56.37	74.00	-17.63	peak
8	5728.000	36.04	9.11	45.15	54.00	-8.85	AVG

Note:1.Result (dBuV/m) = Correct Factor (dB/m) + Reading(dBuV).

2.Correction factor (dB/m) = Antenna Factor (dB/m) + Cable loss (dB) – Pre-Amplifier gain (dB).

3. When the peak results are less than average limit, so not need to evaluate the average.

Standard:	FCC PART 15.407	Test Distance:	3m
Test item:	Band edge	Power:	AC 110V/60Hz
Frequency:	5560MHz	Temp.(℃)/Hum.(%RH):	26(℃)/60%RH
Mode:	Mode 2	Date:	12/09/2016
Ant.Polar.:	Vertical		
Description:	Antenna:CO59-510347-A		

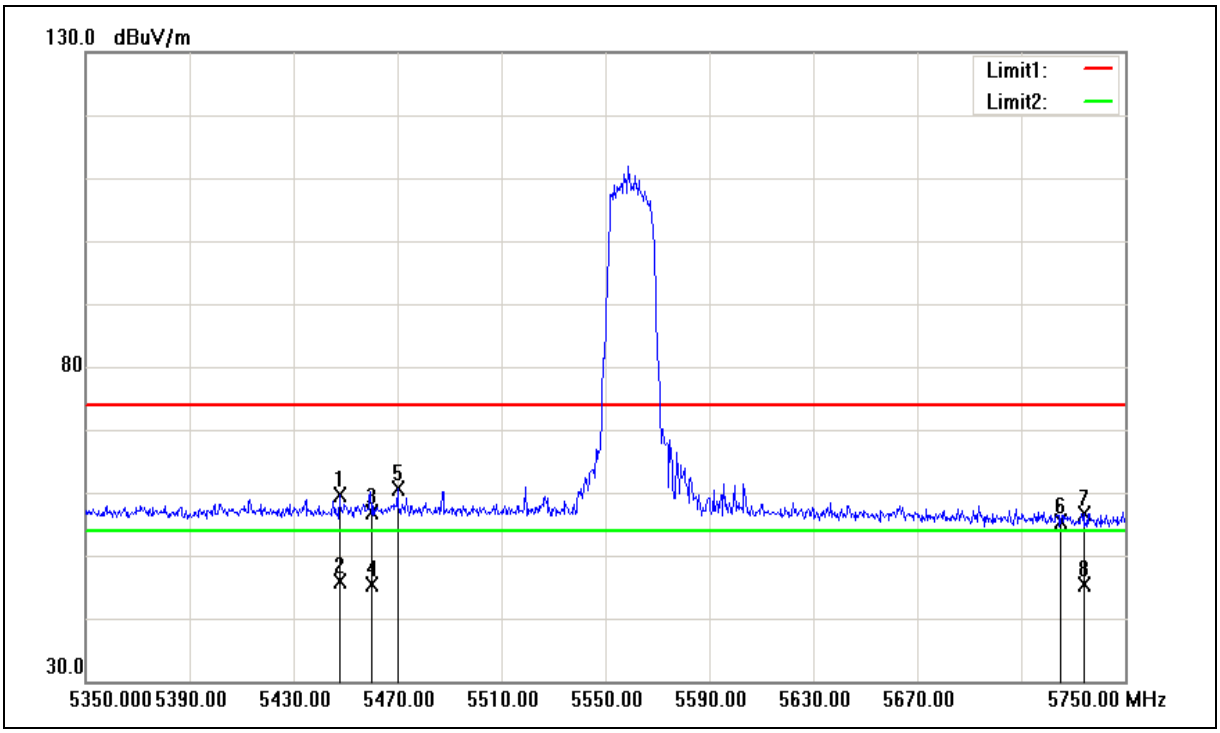

Standard:	FCC PART 15.407	Test Distance:	3m
Test item:	Band edge	Power:	AC 110V/60Hz
Frequency:	5560MHz	Temp.(℃)/Hum.(%RH):	26(℃)/60%RH
Mode:	Mode 2	Date:	12/09/2016
Ant.Polar.:	Vertical		
Description:	Antenna:CO59-510347-A		

No.	Frequency (MHz)	Reading (dBuV)	Correct Factor (dB/m)	Result (dBuV/m)	Limit (dBuV/m)	Margin (dB)	Remark
1	5447.600	51.23	8.51	59.74	74.00	-14.26	peak
2	5447.600	37.25	8.51	45.76	54.00	-8.24	AVG
3	5460.000	48.40	8.51	56.91	74.00	-17.09	peak
4	5460.000	36.94	8.51	45.45	54.00	-8.55	AVG
5	5470.000	52.08	8.53	60.61	68.20	-7.59	peak
6	5725.000	46.32	9.11	55.43	68.20	-12.77	peak
7	5734.000	47.58	9.13	56.71	74.00	-17.29	peak
8	5734.000	36.25	9.13	45.38	54.00	-8.62	AVG

Note:1.Result (dBuV/m) = Correct Factor (dB/m) + Reading(dBuV).

2.Correction factor (dB/m) = Antenna Factor (dB/m) + Cable loss (dB) – Pre-Amplifier gain (dB).

3. When the peak results are less than average limit, so not need to evaluate the average.

Standard:	FCC PART 15.407	Test Distance:	3m
Test item:	Band edge	Power:	AC 110V/60Hz
Frequency:	5700MHz	Temp.(℃)/Hum.(%RH):	26(℃)/60%RH
Mode:	Mode 2	Date:	12/09/2016
Ant.Polar.:	Horizontal		
Description:	Antenna:CO59-510347-A		

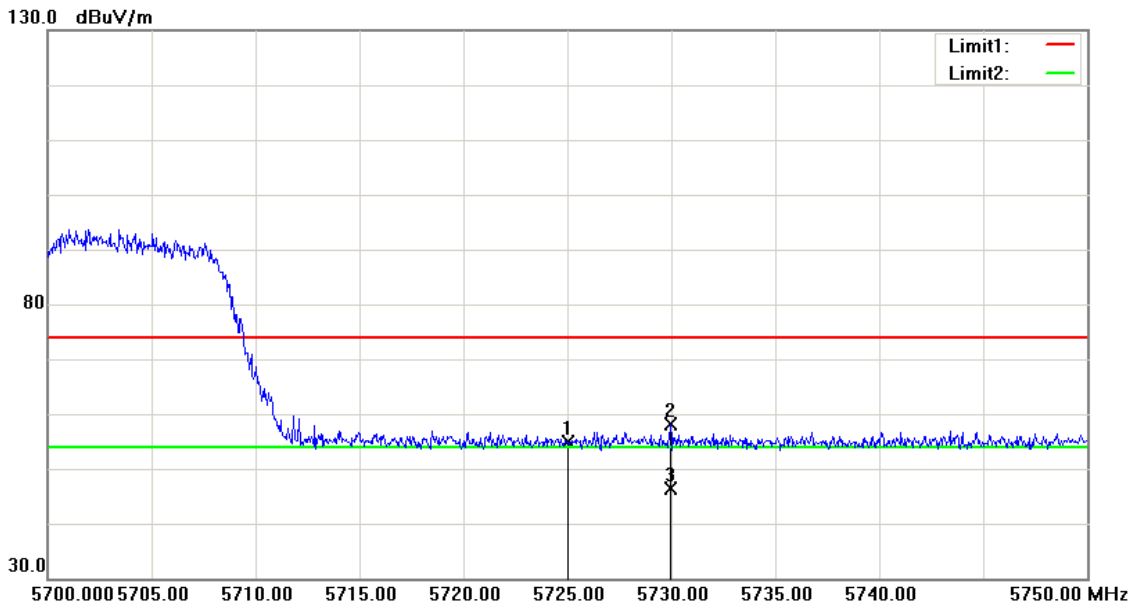

No.	Frequency (MHz)	Reading (dBuV)	Correct Factor (dB/m)	Result (dBuV/m)	Limit (dBuV/m)	Margin (dB)	Remark
1	5725.000	45.74	9.11	54.85	68.20	-13.35	peak
2	5729.950	48.95	9.12	58.07	74.00	-15.93	peak
3	5729.950	37.14	9.12	46.26	54.00	-7.74	AVG

Note:1.Result (dBuV/m) = Correct Factor (dB/m) + Reading(dBuV).

2.Correction factor (dB/m) = Antenna Factor (dB/m) + Cable loss (dB) – Pre-Amplifier gain (dB).

3. When the peak results are less than average limit, so not need to evaluate the average.

Standard:	FCC PART 15.407	Test Distance:	3m
Test item:	Band edge	Power:	AC 110V/60Hz
Frequency:	5700MHz	Temp.(℃)/Hum.(%RH):	26(℃)/60%RH
Mode:	Mode 2	Date:	12/09/2016
Ant.Polar.:	Vertical		
Description:	Antenna:CO59-510347-A		

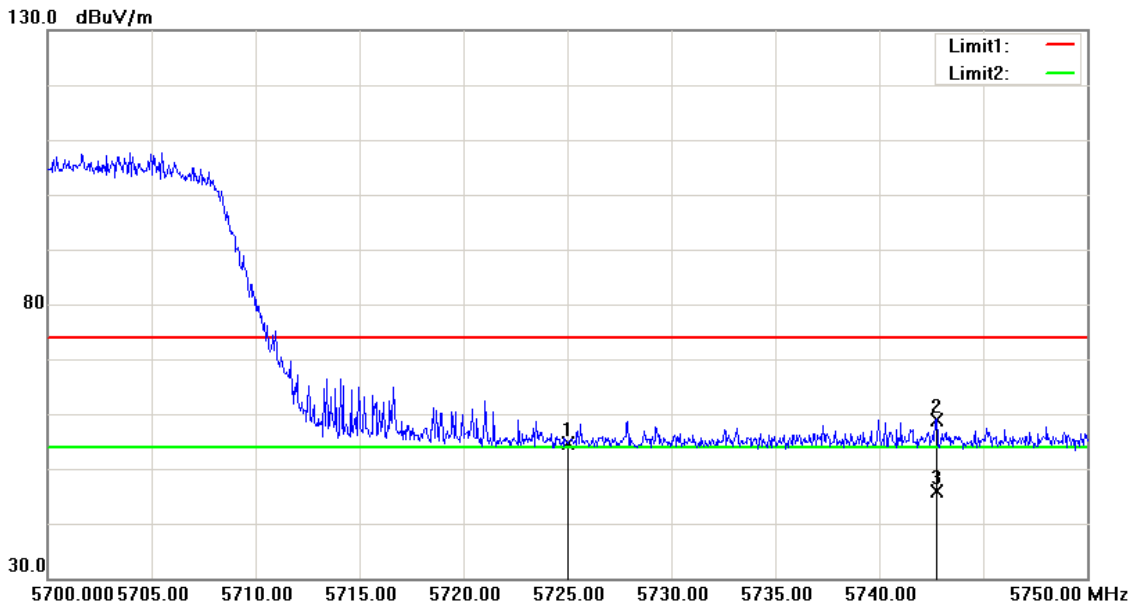

No.	Frequency (MHz)	Reading (dBuV)	Correct Factor (dB/m)	Result (dBuV/m)	Limit (dBuV/m)	Margin (dB)	Remark
1	5725.000	45.56	9.11	54.67	68.20	-13.53	peak
2	5742.750	49.85	9.15	59.00	74.00	-15.00	peak
3	5742.750	36.82	9.15	45.97	54.00	-8.03	AVG

Note:1.Result (dBuV/m) = Correct Factor (dB/m) + Reading(dBuV).

2.Correction factor (dB/m) = Antenna Factor (dB/m) + Cable loss (dB) – Pre-Amplifier gain (dB).

3. When the peak results are less than average limit, so not need to evaluate the average.

Standard:	FCC PART 15.407	Test Distance:	3m
Test item:	Band edge	Power:	AC 110V/60Hz
Frequency:	5260MHz	Temp.(℃)/Hum.(%RH):	26(℃)/60%RH
Mode:	Mode 3	Date:	12/09/2016
Ant.Polar.:	Horizontal		
Description:	Antenna:CO59-510347-A		

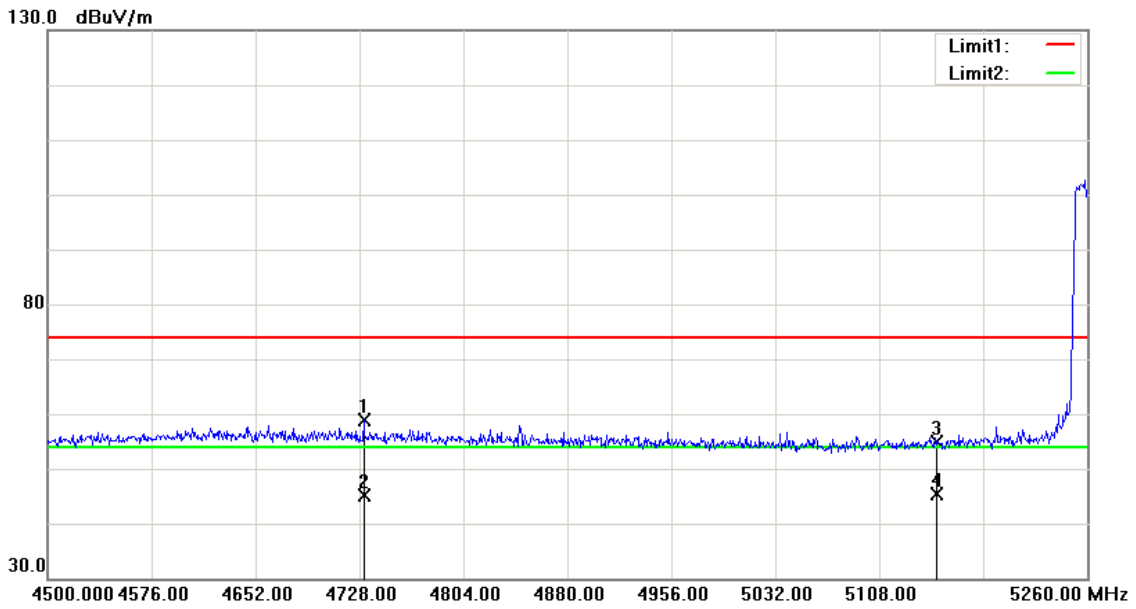

No.	Frequency (MHz)	Reading (dBuV)	Correct Factor (dB/m)	Result (dBuV/m)	Limit (dBuV/m)	Margin (dB)	Remark
1	4731.040	51.67	7.17	58.84	74.00	-15.16	peak
2	4731.040	38.02	7.17	45.19	54.00	-8.81	AVG
3	5150.000	46.71	8.25	54.96	74.00	-19.04	peak
4	5150.000	37.01	8.25	45.26	54.00	-8.74	AVG

Note:1.Result (dBuV/m) = Correct Factor (dB/m) + Reading(dBuV).

2.Correction factor (dB/m) = Antenna Factor (dB/m) + Cable loss (dB) – Pre-Amplifier gain (dB).

3. When the peak results are less than average limit, so not need to evaluate the average.

Standard:	FCC PART 15.407	Test Distance:	3m
Test item:	Band edge	Power:	AC 110V/60Hz
Frequency:	5260MHz	Temp.(℃)/Hum.(%RH):	26(℃)/60%RH
Mode:	Mode 3	Date:	12/09/2016
Ant.Polar.:	Vertical		
Description:	Antenna:CO59-510347-A		

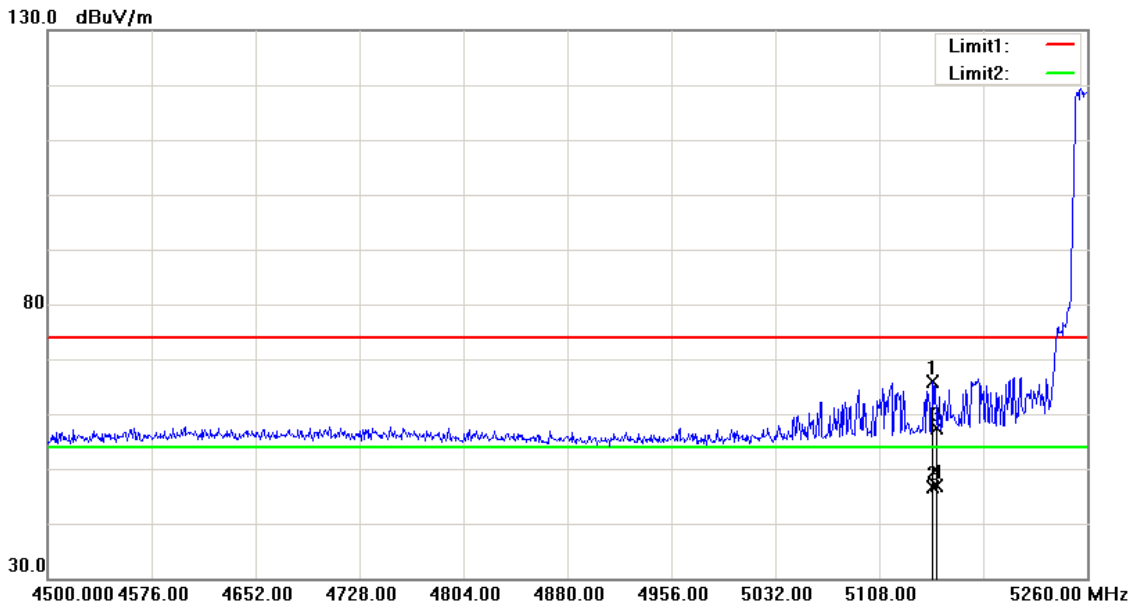

No.	Frequency (MHz)	Reading (dBuV)	Correct Factor (dB/m)	Result (dBuV/m)	Limit (dBuV/m)	Margin (dB)	Remark
1	5146.760	57.63	8.24	65.87	74.00	-8.13	peak
2	5146.760	38.32	8.24	46.56	54.00	-7.44	AVG
3	5150.000	49.08	8.25	57.33	74.00	-16.67	peak
4	5150.000	38.75	8.25	47.00	54.00	-7.00	AVG

Note:1.Result (dBuV/m) = Correct Factor (dB/m) + Reading(dBuV).

2.Correction factor (dB/m) = Antenna Factor (dB/m) + Cable loss (dB) – Pre-Amplifier gain (dB).

3. When the peak results are less than average limit, so not need to evaluate the average.

Standard:	FCC PART 15.407	Test Distance:	3m
Test item:	Band edge	Power:	AC 110V/60Hz
Frequency:	5280MHz	Temp.(℃)/Hum.(%RH):	26(℃)/60%RH
Mode:	Mode 3	Date:	12/09/2016
Ant.Polar.:	Horizontal		
Description:	Antenna:CO59-510347-A		

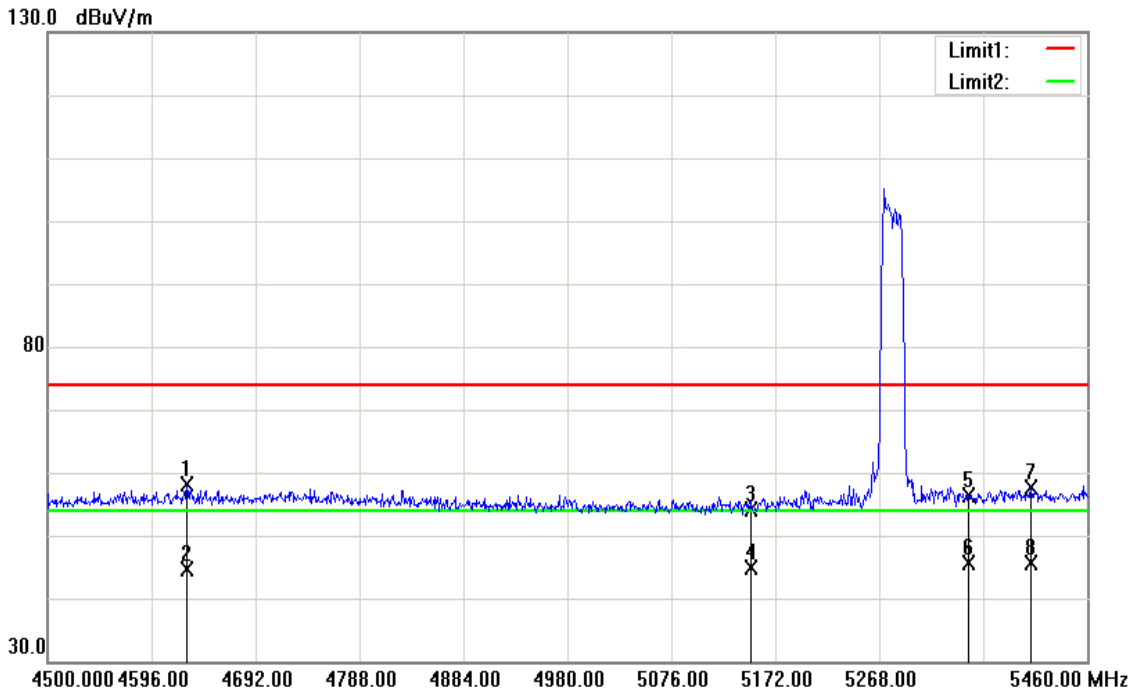

Standard:	FCC PART 15.407	Test Distance:	3m
Test item:	Band edge	Power:	AC 110V/60Hz
Frequency:	5280MHz	Temp.(℃)/Hum.(%RH):	26(℃)/60%RH
Mode:	Mode 3	Date:	12/09/2016
Ant.Polar.:	Horizontal		
Description:	Antenna:CO59-510347-A		

No.	Frequency (MHz)	Reading (dBuV)	Correct Factor (dB/m)	Result (dBuV/m)	Limit (dBuV/m)	Margin (dB)	Remark
1	4628.640	51.33	6.81	58.14	74.00	-15.86	peak
2	4628.640	37.94	6.81	44.75	54.00	-9.25	AVG
3	5150.000	45.92	8.25	54.17	74.00	-19.83	peak
4	5150.000	36.73	8.25	44.98	54.00	-9.02	AVG
5	5350.000	47.98	8.41	56.39	74.00	-17.61	peak
6	5350.000	37.21	8.41	45.62	54.00	-8.38	AVG
7	5408.160	49.20	8.47	57.67	74.00	-16.33	peak
8	5408.160	37.04	8.47	45.51	54.00	-8.49	AVG

Note:1.Result (dBuV/m) = Correct Factor (dB/m) + Reading(dBuV).

2.Correction factor (dB/m) = Antenna Factor (dB/m) + Cable loss (dB) – Pre-Amplifier gain (dB).

3. When the peak results are less than average limit, so not need to evaluate the average.

Standard:	FCC PART 15.407	Test Distance:	3m
Test item:	Band edge	Power:	AC 110V/60Hz
Frequency:	5280MHz	Temp.(℃)/Hum.(%RH):	26(℃)/60%RH
Mode:	Mode 3	Date:	12/09/2016
Ant.Polar.:	Vertical		
Description:	Antenna:CO59-510347-A		

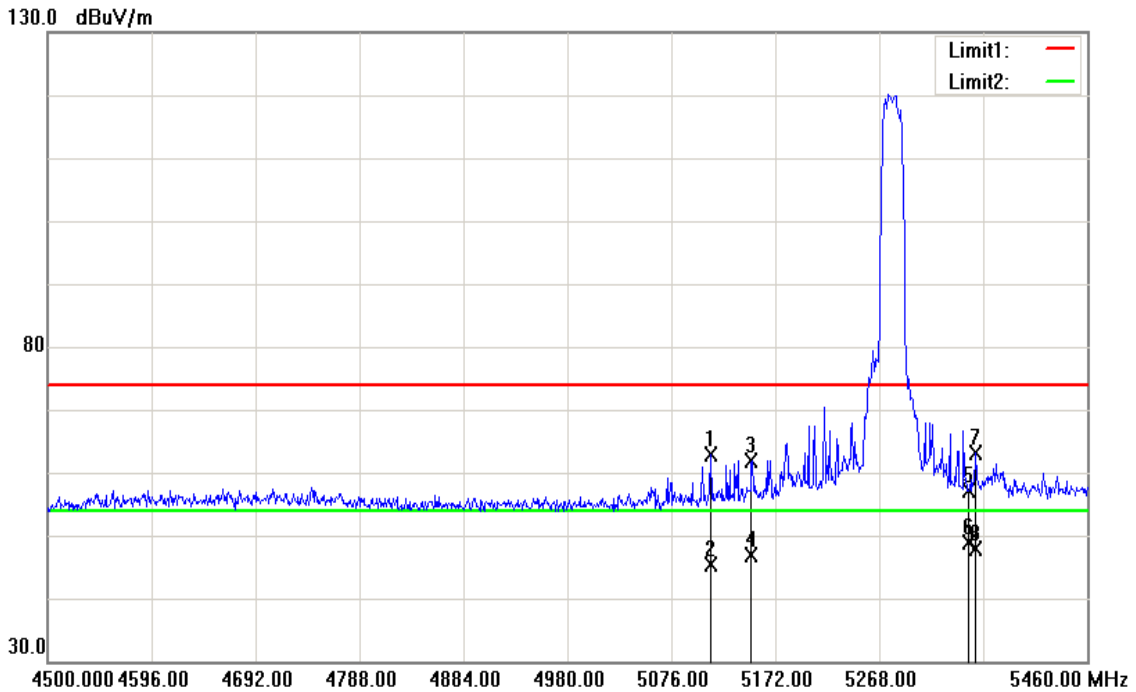

Standard:	FCC PART 15.407	Test Distance:	3m
Test item:	Band edge	Power:	AC 110V/60Hz
Frequency:	5280MHz	Temp.(℃)/Hum.(%RH):	26(℃)/60%RH
Mode:	Mode 3	Date:	12/09/2016
Ant.Polar.:	Vertical		
Description:	Antenna:CO59-510347-A		

No.	Frequency (MHz)	Reading (dBuV)	Correct Factor (dB/m)	Result (dBuV/m)	Limit (dBuV/m)	Margin (dB)	Remark
1	5112.480	54.78	8.20	62.98	74.00	-11.02	peak
2	5112.480	37.08	8.20	45.28	54.00	-8.72	AVG
3	5150.000	53.71	8.25	61.96	74.00	-12.04	peak
4	5150.000	38.51	8.25	46.76	54.00	-7.24	AVG
5	5350.000	48.66	8.41	57.07	74.00	-16.93	peak
6	5350.000	40.35	8.41	48.76	54.00	-5.24	AVG
7	5357.280	54.74	8.42	63.16	74.00	-10.84	peak
8	5357.280	39.41	8.42	47.83	54.00	-6.17	AVG

Note:1.Result (dBuV/m) = Correct Factor (dB/m) + Reading(dBuV).

2.Correction factor (dB/m) = Antenna Factor (dB/m) + Cable loss (dB) – Pre-Amplifier gain (dB).

3. When the peak results are less than average limit, so not need to evaluate the average.

Standard:	FCC PART 15.407	Test Distance:	3m
Test item:	Band edge	Power:	AC 110V/60Hz
Frequency:	5320MHz	Temp.(℃)/Hum.(%RH):	26(℃)/60%RH
Mode:	Mode 3	Date:	12/09/2016
Ant.Polar.:	Horizontal		
Description:	Antenna:CO59-510347-A		

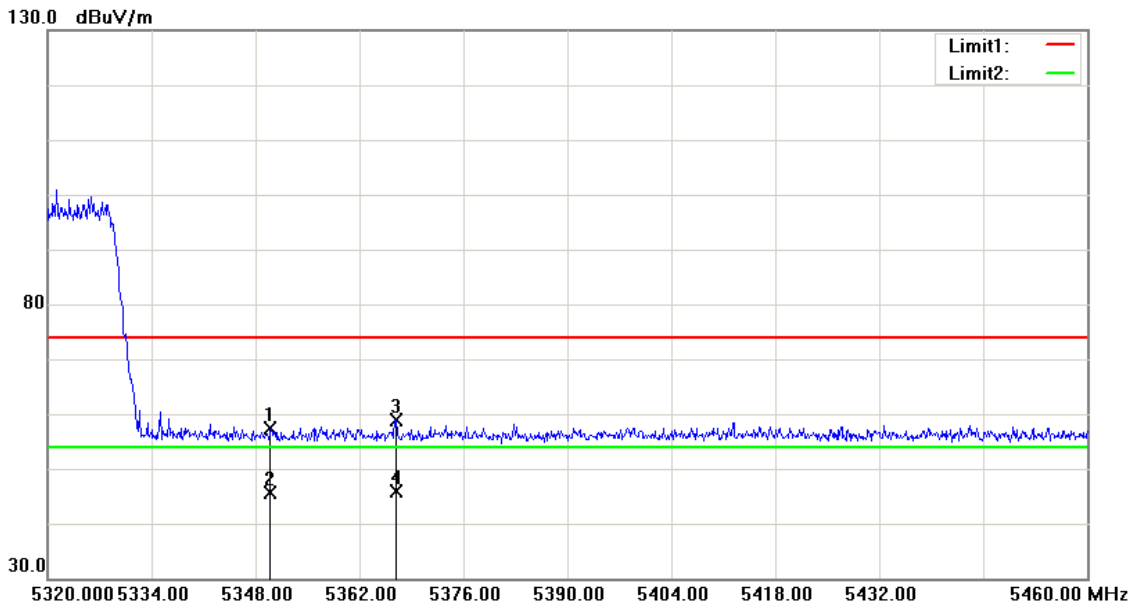

No.	Frequency (MHz)	Reading (dBuV)	Correct Factor (dB/m)	Result (dBuV/m)	Limit (dBuV/m)	Margin (dB)	Remark
1	5350.000	49.01	8.41	57.42	74.00	-16.58	peak
2	5350.000	37.28	8.41	45.69	54.00	-8.31	AVG
3	5366.900	50.41	8.43	58.84	74.00	-15.16	peak
4	5366.900	37.36	8.43	45.79	54.00	-8.21	AVG

Note:1.Result (dBuV/m) = Correct Factor (dB/m) + Reading(dBuV).

2.Correction factor (dB/m) = Antenna Factor (dB/m) + Cable loss (dB) – Pre-Amplifier gain (dB).

3. When the peak results are less than average limit, so not need to evaluate the average.

Standard:	FCC PART 15.407	Test Distance:	3m
Test item:	Band edge	Power:	AC 110V/60Hz
Frequency:	5320MHz	Temp.(℃)/Hum.(%RH):	26(℃)/60%RH
Mode:	Mode 3	Date:	12/09/2016
Ant.Polar.:	Vertical		
Description:	Antenna:CO59-510347-A		

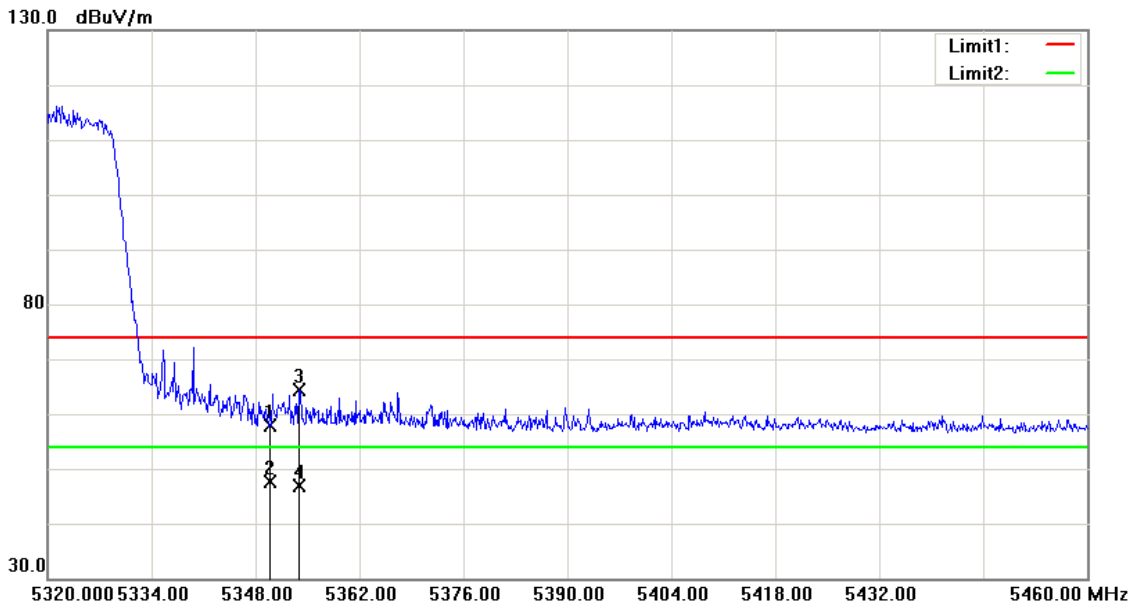

No.	Frequency (MHz)	Reading (dBuV)	Correct Factor (dB/m)	Result (dBuV/m)	Limit (dBuV/m)	Margin (dB)	Remark
1	5350.000	49.43	8.41	57.84	74.00	-16.16	peak
2	5350.000	39.19	8.41	47.60	54.00	-6.40	AVG
3	5353.880	55.89	8.42	64.31	74.00	-9.69	peak
4	5353.880	38.54	8.42	46.96	54.00	-7.04	AVG

Note:1.Result (dBuV/m) = Correct Factor (dB/m) + Reading(dBuV).

2.Correction factor (dB/m) = Antenna Factor (dB/m) + Cable loss (dB) – Pre-Amplifier gain (dB).

3. When the peak results are less than average limit, so not need to evaluate the average.

Standard:	FCC PART 15.407	Test Distance:	3m
Test item:	Band edge	Power:	AC 110V/60Hz
Frequency:	5500MHz	Temp.(℃)/Hum.(%RH):	26(℃)/60%RH
Mode:	Mode 3	Date:	12/09/2016
Ant.Polar.:	Horizontal		
Description:	Antenna:CO59-510347-A		

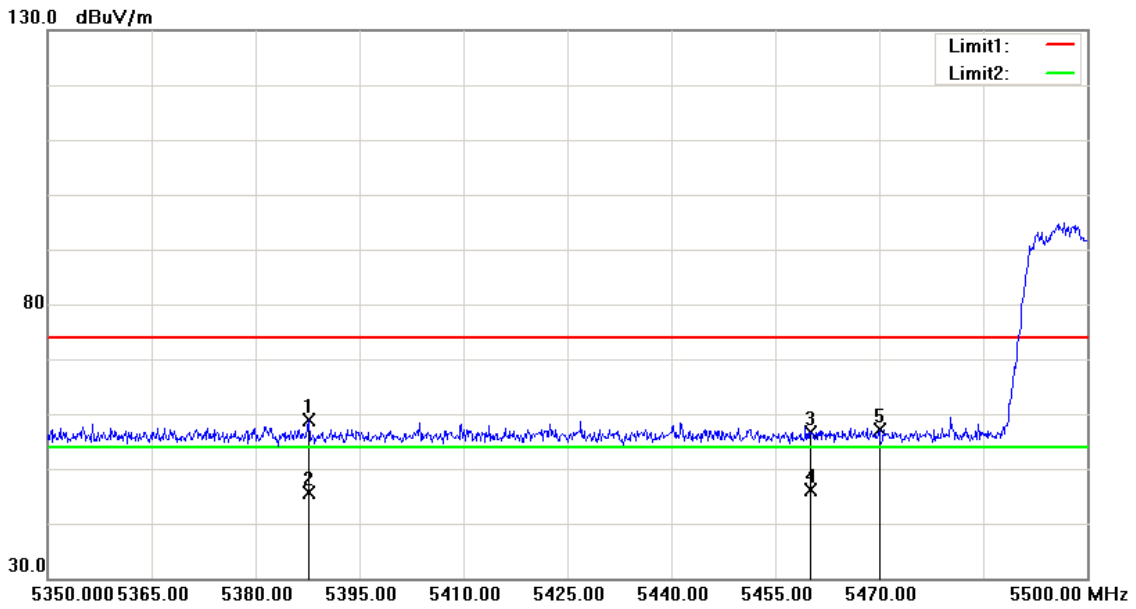

No.	Frequency (MHz)	Reading (dBuV)	Correct Factor (dB/m)	Result (dBuV/m)	Limit (dBuV/m)	Margin (dB)	Remark
1	5387.650	50.34	8.46	58.80	74.00	-15.20	peak
2	5387.650	37.27	8.46	45.73	54.00	-8.27	AVG
3	5460.000	48.03	8.51	56.54	74.00	-17.46	peak
4	5460.000	37.50	8.51	46.01	54.00	-7.99	AVG
5	5470.000	48.51	8.53	57.04	68.20	-11.16	peak

Note:1.Result (dBuV/m) = Correct Factor (dB/m) + Reading(dBuV).

2.Correction factor (dB/m) = Antenna Factor (dB/m) + Cable loss (dB) – Pre-Amplifier gain (dB).

3. When the peak results are less than average limit, so not need to evaluate the average.

Standard:	FCC PART 15.407	Test Distance:	3m
Test item:	Band edge	Power:	AC 110V/60Hz
Frequency:	5500MHz	Temp.(℃)/Hum.(%RH):	26(℃)/60%RH
Mode:	Mode 3	Date:	12/09/2016
Ant.Polar.:	Vertical		
Description:	Antenna:CO59-510347-A		

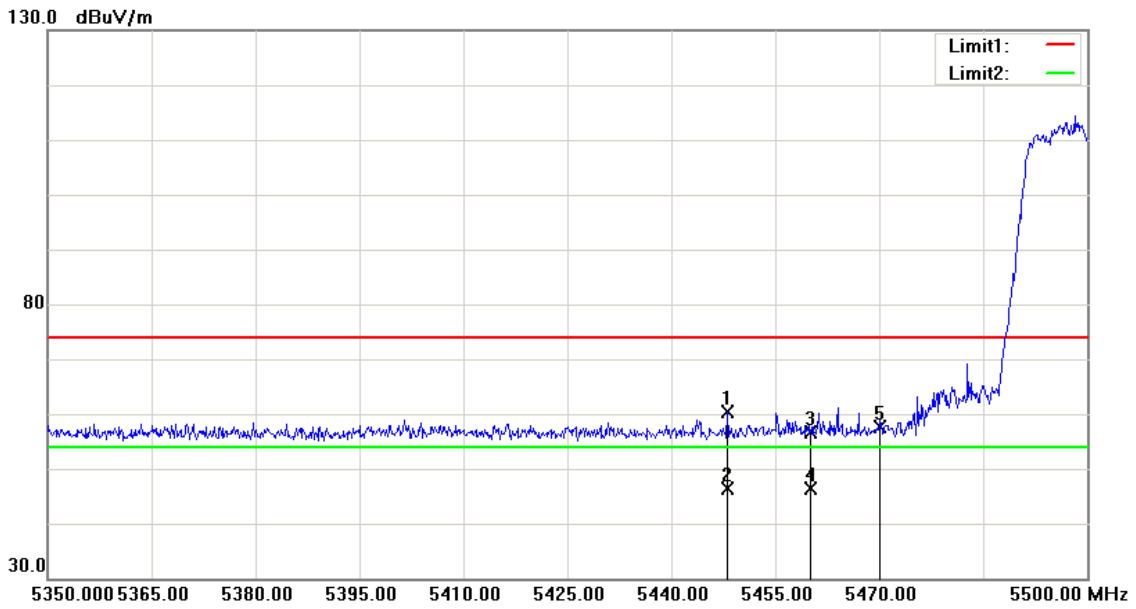

No.	Frequency (MHz)	Reading (dBuV)	Correct Factor (dB/m)	Result (dBuV/m)	Limit (dBuV/m)	Margin (dB)	Remark
1	5448.100	51.82	8.51	60.33	74.00	-13.67	peak
2	5448.100	37.93	8.51	46.44	54.00	-7.56	AVG
3	5460.000	48.14	8.51	56.65	74.00	-17.35	peak
4	5460.000	37.99	8.51	46.50	54.00	-7.50	AVG
5	5470.000	49.06	8.53	57.59	68.20	-10.61	peak

Note:1.Result (dBuV/m) = Correct Factor (dB/m) + Reading(dBuV).

2.Correction factor (dB/m) = Antenna Factor (dB/m) + Cable loss (dB) – Pre-Amplifier gain (dB).

3. When the peak results are less than average limit, so not need to evaluate the average.

Standard:	FCC PART 15.407	Test Distance:	3m
Test item:	Band edge	Power:	AC 110V/60Hz
Frequency:	5560MHz	Temp.(℃)/Hum.(%RH):	26(℃)/60%RH
Mode:	Mode 3	Date:	12/09/2016
Ant.Polar.:	Horizontal		
Description:	Antenna:CO59-510347-A		

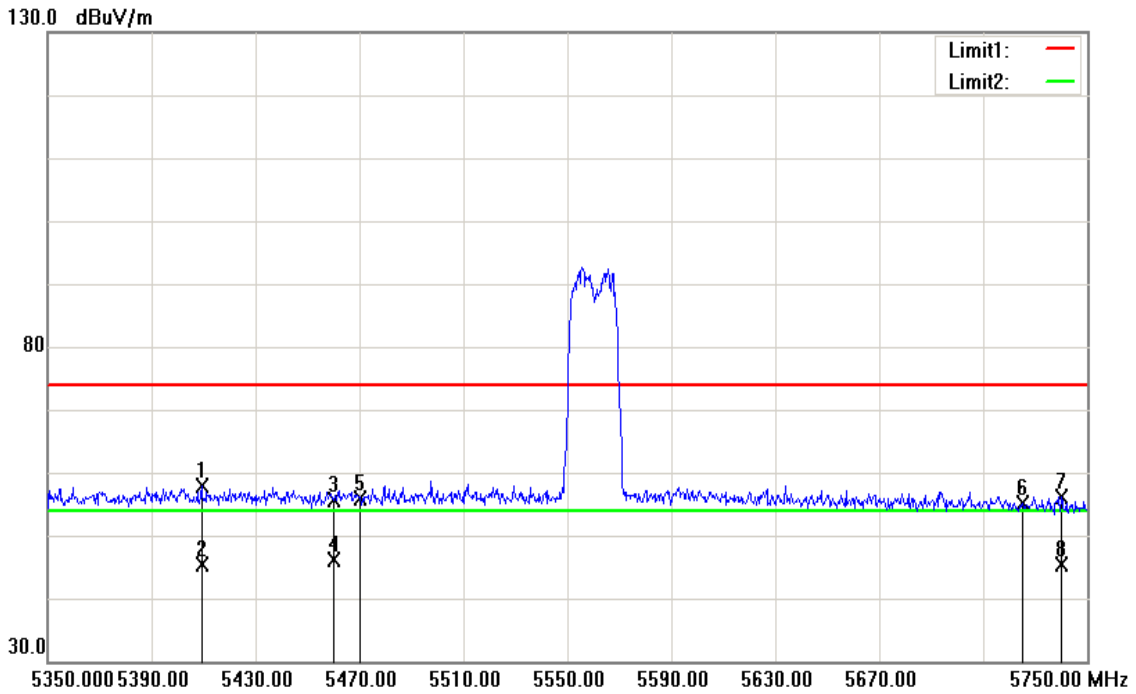

Standard:	FCC PART 15.407	Test Distance:	3m
Test item:	Band edge	Power:	AC 110V/60Hz
Frequency:	5560MHz	Temp.(℃)/Hum.(%RH):	26(℃)/60%RH
Mode:	Mode 3	Date:	12/09/2016
Ant.Polar.:	Horizontal		
Description:	Antenna:CO59-510347-A		

No.	Frequency (MHz)	Reading (dBuV)	Correct Factor (dB/m)	Result (dBuV/m)	Limit (dBuV/m)	Margin (dB)	Remark
1	5409.200	49.31	8.47	57.78	74.00	-16.22	peak
2	5409.200	36.82	8.47	45.29	54.00	-8.71	AVG
3	5460.000	47.14	8.51	55.65	74.00	-18.35	peak
4	5460.000	37.73	8.51	46.24	54.00	-7.76	AVG
5	5470.000	47.27	8.53	55.80	68.20	-12.40	peak
6	5725.000	46.09	9.11	55.20	68.20	-13.00	peak
7	5740.000	47.10	9.14	56.24	74.00	-17.76	peak
8	5740.000	36.30	9.14	45.44	54.00	-8.56	AVG

Note:1.Result (dBuV/m) = Correct Factor (dB/m) + Reading(dBuV).

2.Correction factor (dB/m) = Antenna Factor (dB/m) + Cable loss (dB) – Pre-Amplifier gain (dB).

3. When the peak results are less than average limit, so not need to evaluate the average.

Standard:	FCC PART 15.407	Test Distance:	3m
Test item:	Band edge	Power:	AC 110V/60Hz
Frequency:	5560MHz	Temp.(℃)/Hum.(%RH):	26(℃)/60%RH
Mode:	Mode 3	Date:	12/09/2016
Ant.Polar.:	Vertical		
Description:	Antenna:CO59-510347-A		

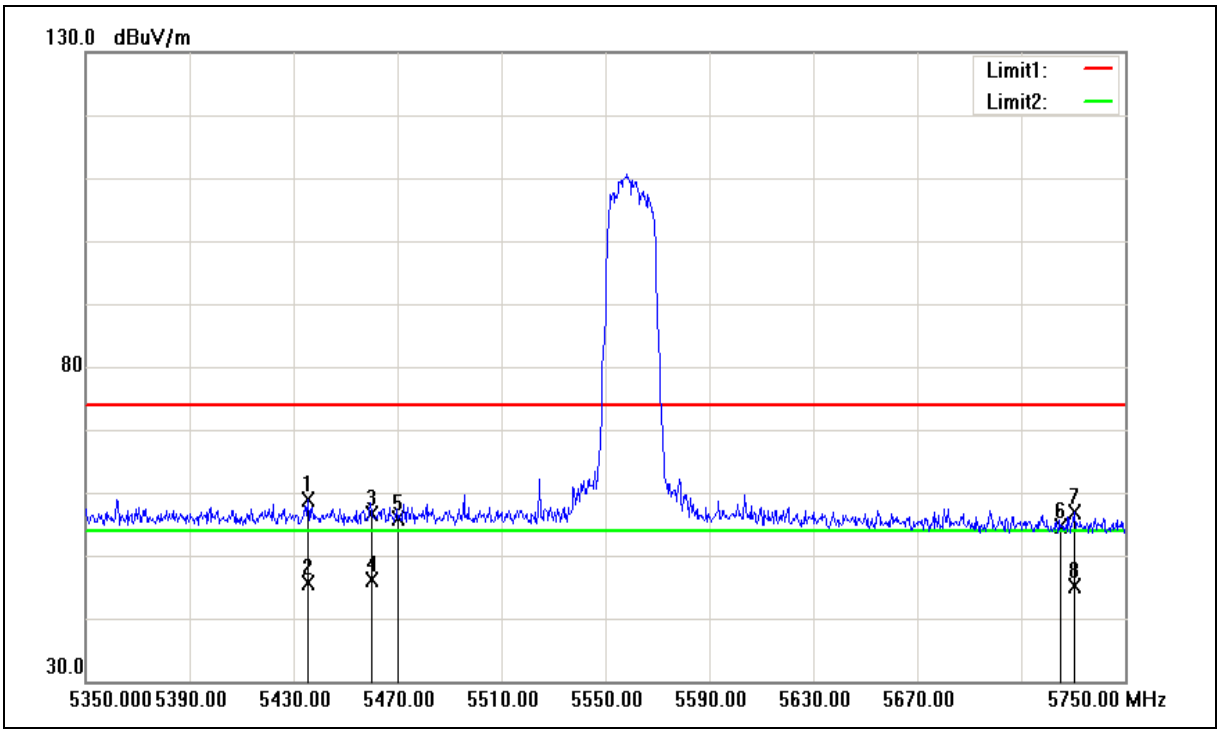

Standard:	FCC PART 15.407	Test Distance:	3m
Test item:	Band edge	Power:	AC 110V/60Hz
Frequency:	5560MHz	Temp.(℃)/Hum.(%RH):	26(℃)/60%RH
Mode:	Mode 3	Date:	12/09/2016
Ant.Polar.:	Vertical		
Description:	Antenna:CO59-510347-A		

No.	Frequency (MHz)	Reading (dBuV)	Correct Factor (dB/m)	Result (dBuV/m)	Limit (dBuV/m)	Margin (dB)	Remark
1	5435.600	50.41	8.49	58.90	74.00	-15.10	peak
2	5435.600	37.19	8.49	45.68	54.00	-8.32	AVG
3	5460.000	48.09	8.51	56.60	74.00	-17.40	peak
4	5460.000	37.71	8.51	46.22	54.00	-7.78	AVG
5	5470.000	47.25	8.53	55.78	68.20	-12.42	peak
6	5725.000	45.49	9.11	54.60	68.20	-13.60	peak
7	5730.400	47.87	9.12	56.99	74.00	-17.01	peak
8	5730.400	36.13	9.12	45.25	54.00	-8.75	AVG

Note:1.Result (dBuV/m) = Correct Factor (dB/m) + Reading(dBuV).

2.Correction factor (dB/m) = Antenna Factor (dB/m) + Cable loss (dB) – Pre-Amplifier gain (dB).

3. When the peak results are less than average limit, so not need to evaluate the average.

Standard:	FCC PART 15.407	Test Distance:	3m
Test item:	Band edge	Power:	AC 110V/60Hz
Frequency:	5700MHz	Temp.(℃)/Hum.(%RH):	26(℃)/60%RH
Mode:	Mode 3	Date:	12/09/2016
Ant.Polar.:	Horizontal		
Description:	Antenna:CO59-510347-A		

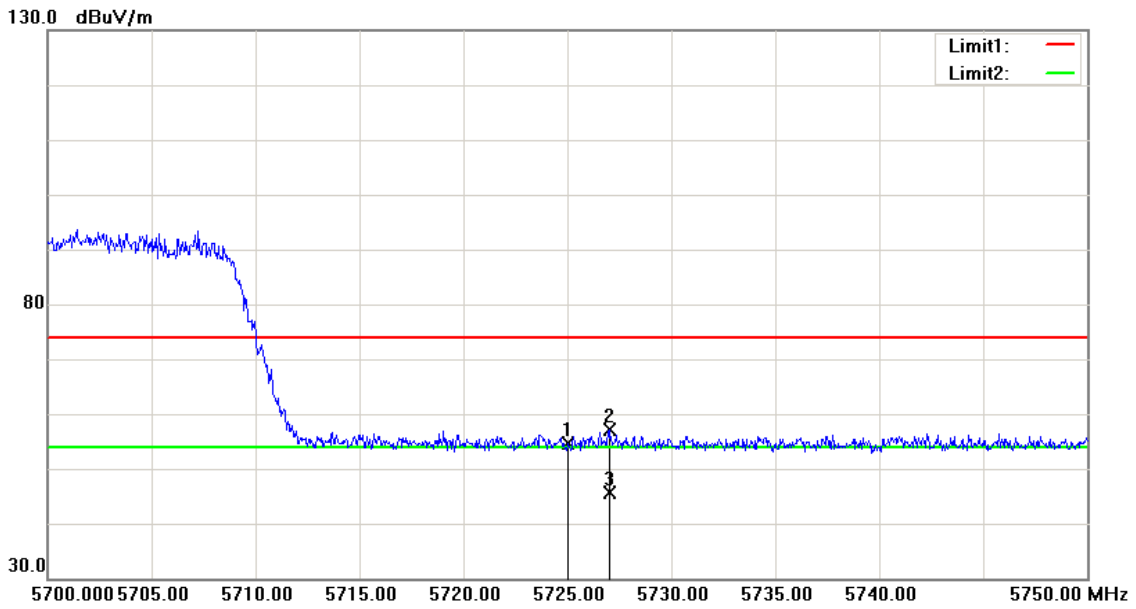

No.	Frequency (MHz)	Reading (dBuV)	Correct Factor (dB/m)	Result (dBuV/m)	Limit (dBuV/m)	Margin (dB)	Remark
1	5725.000	45.42	9.11	54.53	68.20	-13.67	peak
2	5727.000	48.09	9.11	57.20	74.00	-16.80	peak
3	5727.000	36.60	9.11	45.71	54.00	-8.29	AVG

Note:1.Result (dBuV/m) = Correct Factor (dB/m) + Reading(dBuV).

2.Correction factor (dB/m) = Antenna Factor (dB/m) + Cable loss (dB) – Pre-Amplifier gain (dB).

3. When the peak results are less than average limit, so not need to evaluate the average.

Standard:	FCC PART 15.407	Test Distance:	3m
Test item:	Band edge	Power:	AC 110V/60Hz
Frequency:	5700MHz	Temp.(℃)/Hum.(%RH):	26(℃)/60%RH
Mode:	Mode 3	Date:	12/09/2016
Ant.Polar.:	Vertical		
Description:	Antenna:CO59-510347-A		

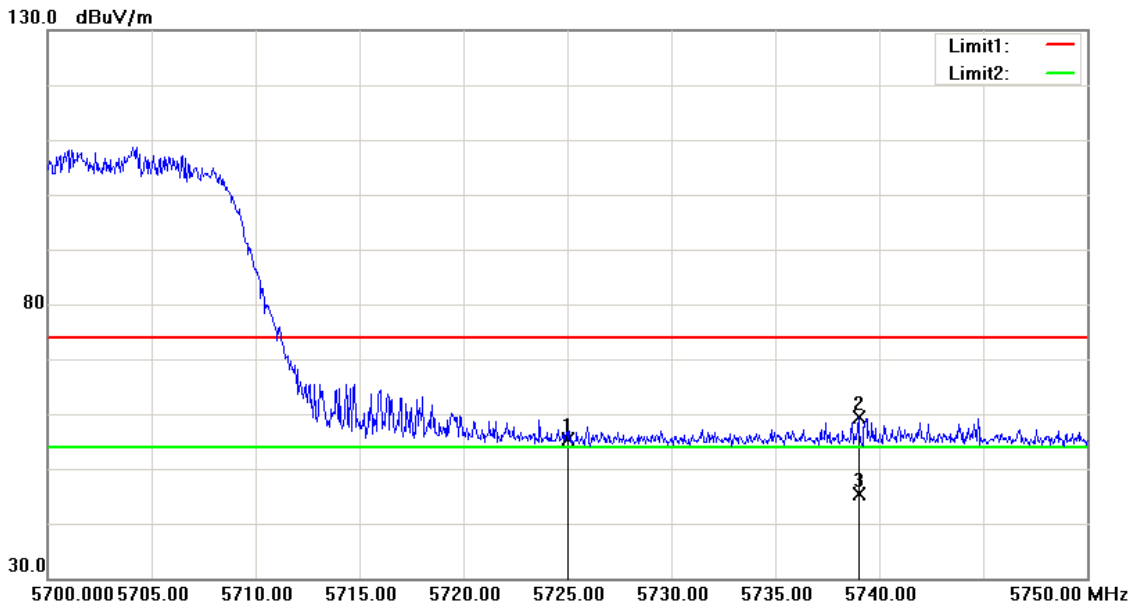

No.	Frequency (MHz)	Reading (dBuV)	Correct Factor (dB/m)	Result (dBuV/m)	Limit (dBuV/m)	Margin (dB)	Remark
1	5725.000	46.18	9.11	55.29	68.20	-12.91	peak
2	5739.000	50.28	9.14	59.42	74.00	-14.58	peak
3	5739.000	36.33	9.14	45.47	54.00	-8.53	AVG

Note:1.Result (dBuV/m) = Correct Factor (dB/m) + Reading(dBuV).

2.Correction factor (dB/m) = Antenna Factor (dB/m) + Cable loss (dB) – Pre-Amplifier gain (dB).

3. When the peak results are less than average limit, so not need to evaluate the average.

Standard:	FCC PART 15.407	Test Distance:	3m
Test item:	Band edge	Power:	AC 110V/60Hz
Frequency:	5270MHz	Temp.(℃)/Hum.(%RH):	26(℃)/60%RH
Mode:	Mode 4	Date:	12/09/2016
Ant.Polar.:	Horizontal		
Description:	Antenna:CO59-510347-A		

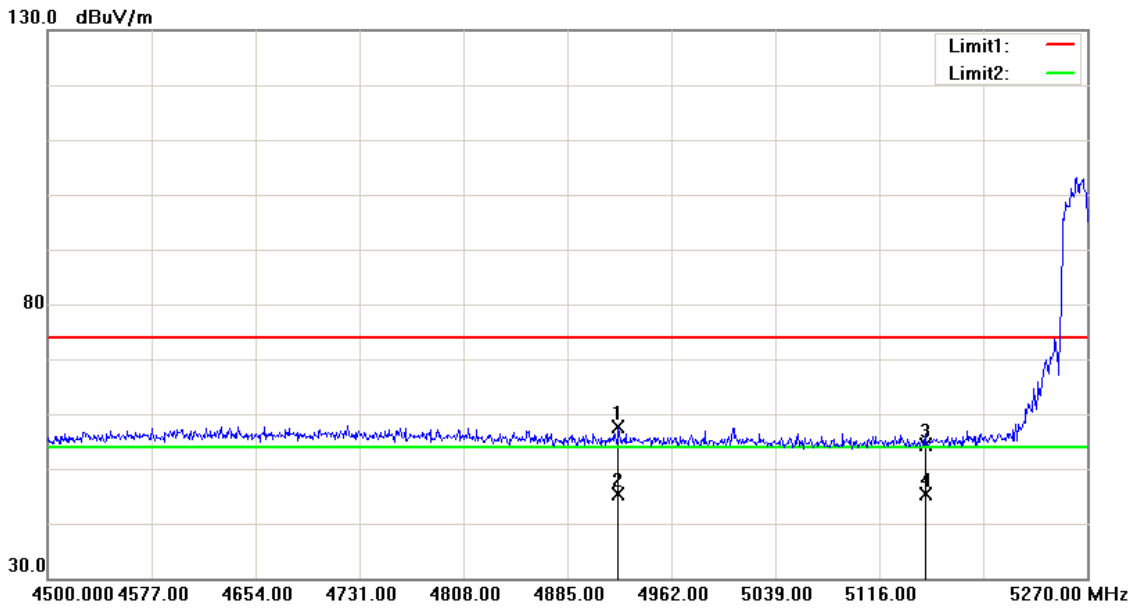

No.	Frequency (MHz)	Reading (dBuV)	Correct Factor (dB/m)	Result (dBuV/m)	Limit (dBuV/m)	Margin (dB)	Remark
1	4922.730	49.67	7.84	57.51	74.00	-16.49	peak
2	4922.730	37.49	7.84	45.33	54.00	-8.67	AVG
3	5150.000	46.15	8.25	54.40	74.00	-19.60	peak
4	5150.000	37.03	8.25	45.28	54.00	-8.72	AVG

Note:1.Result (dBuV/m) = Correct Factor (dB/m) + Reading(dBuV).

2.Correction factor (dB/m) = Antenna Factor (dB/m) + Cable loss (dB) – Pre-Amplifier gain (dB).

3. When the peak results are less than average limit, so not need to evaluate the average.

Standard:	FCC PART 15.407	Test Distance:	3m
Test item:	Band edge	Power:	AC 110V/60Hz
Frequency:	5270MHz	Temp.(℃)/Hum.(%RH):	26(℃)/60%RH
Mode:	Mode 4	Date:	12/09/2016
Ant.Polar.:	Vertical		
Description:	Antenna:CO59-510347-A		

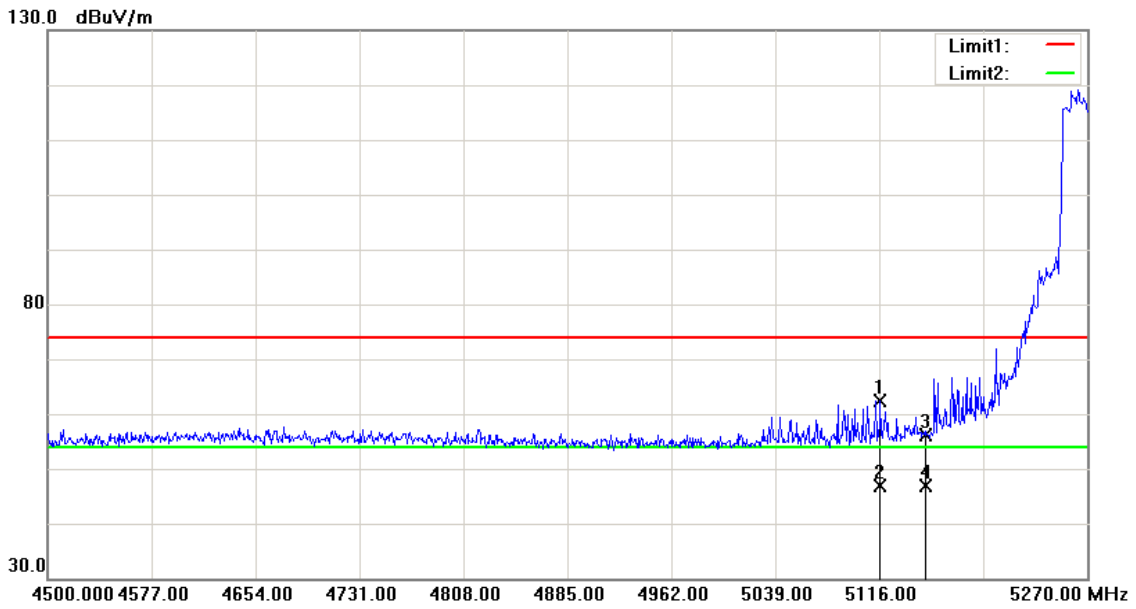

No.	Frequency (MHz)	Reading (dBuV)	Correct Factor (dB/m)	Result (dBuV/m)	Limit (dBuV/m)	Margin (dB)	Remark
1	5116.770	54.18	8.21	62.39	74.00	-11.61	peak
2	5116.770	38.55	8.21	46.76	54.00	-7.24	AVG
3	5150.000	47.90	8.25	56.15	74.00	-17.85	peak
4	5150.000	38.60	8.25	46.85	54.00	-7.15	AVG

Note:1.Result (dBuV/m) = Correct Factor (dB/m) + Reading(dBuV).

2.Correction factor (dB/m) = Antenna Factor (dB/m) + Cable loss (dB) – Pre-Amplifier gain (dB).

3. When the peak results are less than average limit, so not need to evaluate the average.

Standard:	FCC PART 15.407	Test Distance:	3m
Test item:	Band edge	Power:	AC 110V/60Hz
Frequency:	5310MHz	Temp.(℃)/Hum.(%RH):	26(℃)/60%RH
Mode:	Mode 4	Date:	12/09/2016
Ant.Polar.:	Horizontal		
Description:	Antenna:CO59-510347-A		

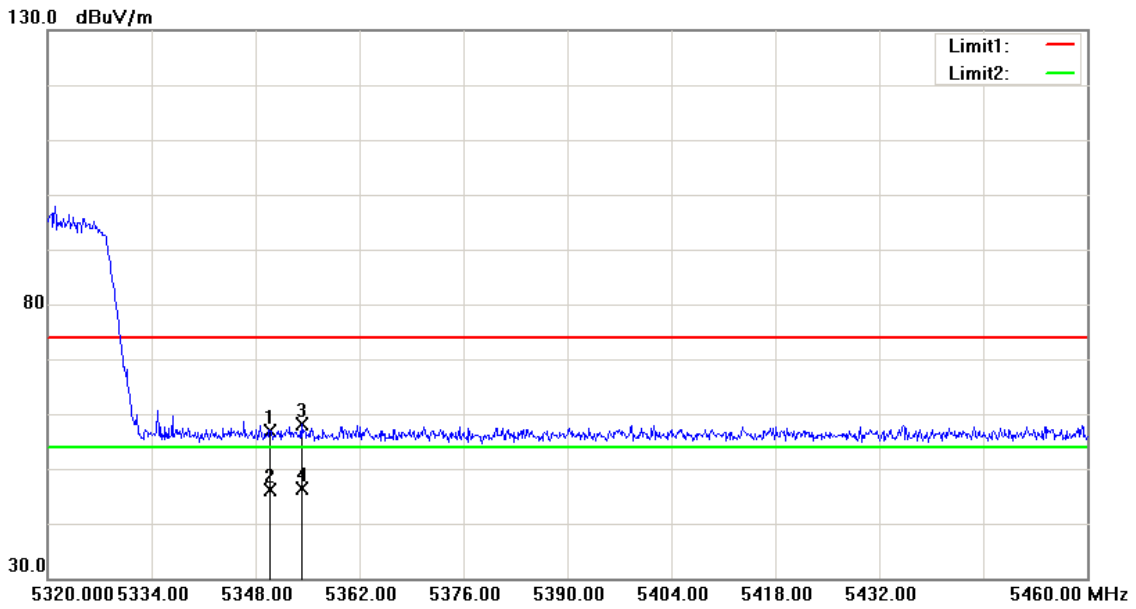

No.	Frequency (MHz)	Reading (dBuV)	Correct Factor (dB/m)	Result (dBuV/m)	Limit (dBuV/m)	Margin (dB)	Remark
1	5350.000	48.44	8.41	56.85	74.00	-17.15	peak
2	5350.000	37.70	8.41	46.11	54.00	-7.89	AVG
3	5354.160	49.73	8.42	58.15	74.00	-15.85	peak
4	5354.160	37.84	8.42	46.26	54.00	-7.74	AVG

Note:1.Result (dBuV/m) = Correct Factor (dB/m) + Reading(dBuV).

2.Correction factor (dB/m) = Antenna Factor (dB/m) + Cable loss (dB) – Pre-Amplifier gain (dB).

3. When the peak results are less than average limit, so not need to evaluate the average.

Standard:	FCC PART 15.407	Test Distance:	3m
Test item:	Band edge	Power:	AC 110V/60Hz
Frequency:	5310MHz	Temp.(℃)/Hum.(%RH):	26(℃)/60%RH
Mode:	Mode 4	Date:	12/09/2016
Ant.Polar.:	Vertical		
Description:	Antenna:CO59-510347-A		

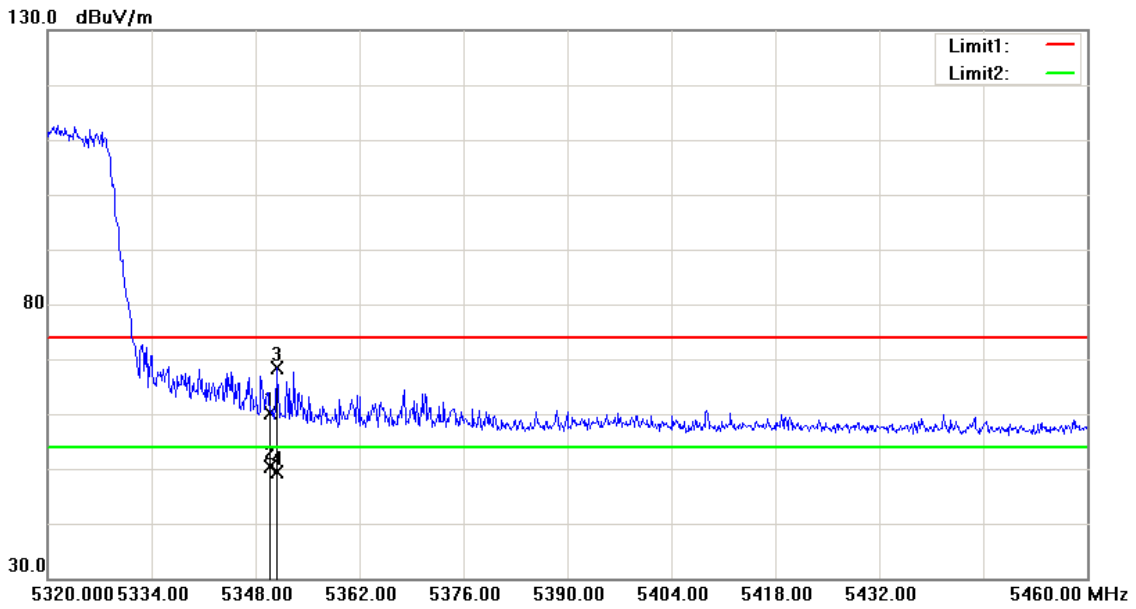

No.	Frequency (MHz)	Reading (dBuV)	Correct Factor (dB/m)	Result (dBuV/m)	Limit (dBuV/m)	Margin (dB)	Remark
1	5350.000	51.66	8.41	60.07	74.00	-13.93	peak
2	5350.000	42.04	8.41	50.45	54.00	-3.55	AVG
3	5350.800	60.07	8.41	68.48	74.00	-5.52	peak
4	5350.800	40.97	8.41	49.38	54.00	-4.62	AVG

Note:1.Result (dBuV/m) = Correct Factor (dB/m) + Reading(dBuV).

2.Correction factor (dB/m) = Antenna Factor (dB/m) + Cable loss (dB) – Pre-Amplifier gain (dB).

3. When the peak results are less than average limit, so not need to evaluate the average.

Standard:	FCC PART 15.407	Test Distance:	3m
Test item:	Band edge	Power:	AC 110V/60Hz
Frequency:	5510MHz	Temp.(℃)/Hum.(%RH):	26(℃)/60%RH
Mode:	Mode 4	Date:	12/09/2016
Ant.Polar.:	Horizontal		
Description:	Antenna:CO59-510347-A		

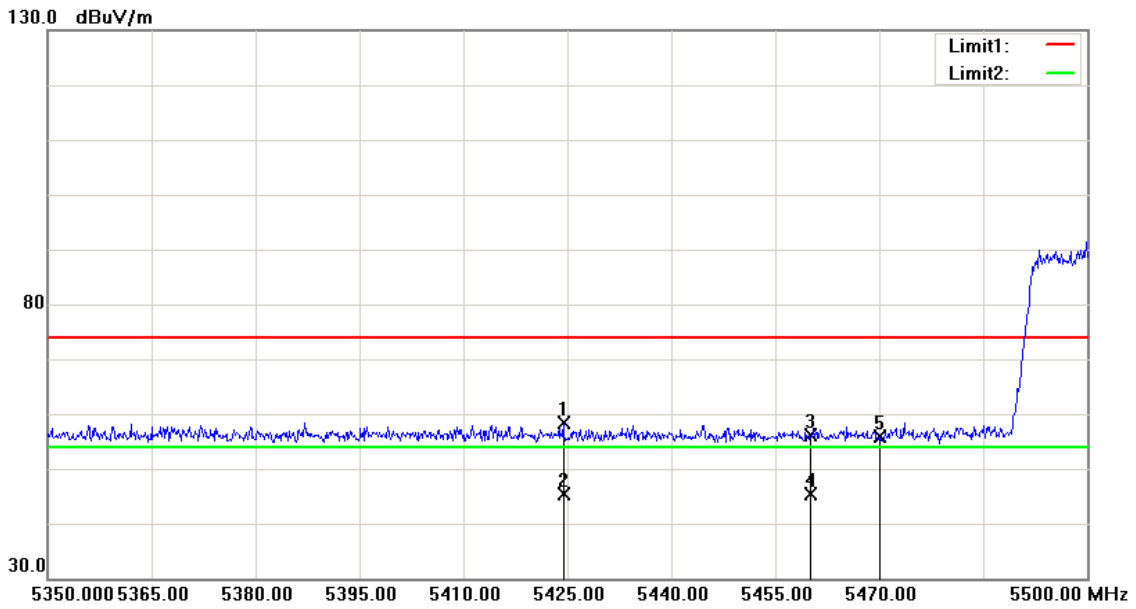

No.	Frequency (MHz)	Reading (dBuV)	Correct Factor (dB/m)	Result (dBuV/m)	Limit (dBuV/m)	Margin (dB)	Remark
1	5424.400	49.89	8.49	58.38	74.00	-15.62	peak
2	5424.400	36.86	8.49	45.35	54.00	-8.65	AVG
3	5460.000	47.60	8.51	56.11	74.00	-17.89	peak
4	5460.000	36.79	8.51	45.30	54.00	-8.70	AVG
5	5470.000	47.24	8.53	55.77	68.20	-12.43	peak

Note:1.Result (dBuV/m) = Correct Factor (dB/m) + Reading(dBuV).

2.Correction factor (dB/m) = Antenna Factor (dB/m) + Cable loss (dB) – Pre-Amplifier gain (dB).

3. When the peak results are less than average limit, so not need to evaluate the average.

Standard:	FCC PART 15.407	Test Distance:	3m
Test item:	Band edge	Power:	AC 110V/60Hz
Frequency:	5510MHz	Temp.(℃)/Hum.(%RH):	26(℃)/60%RH
Mode:	Mode 4	Date:	12/09/2016
Ant.Polar.:	Vertical		
Description:	Antenna:CO59-510347-A		

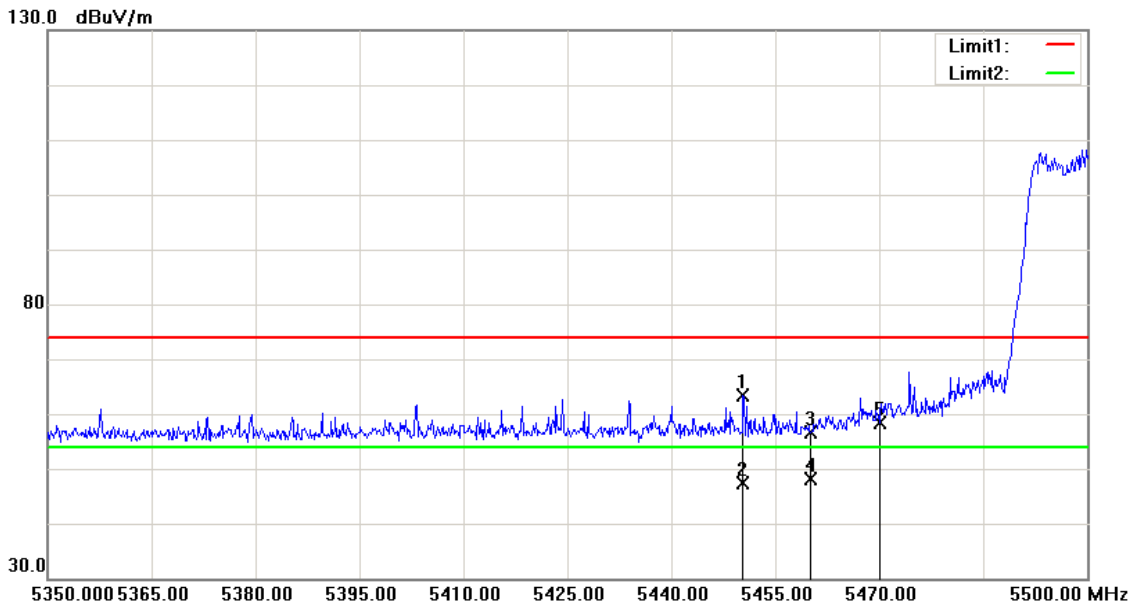

No.	Frequency (MHz)	Reading (dBuV)	Correct Factor (dB/m)	Result (dBuV/m)	Limit (dBuV/m)	Margin (dB)	Remark
1	5450.350	54.92	8.51	63.43	74.00	-10.57	peak
2	5450.350	38.76	8.51	47.27	54.00	-6.73	AVG
3	5460.000	48.02	8.51	56.53	74.00	-17.47	peak
4	5460.000	39.59	8.51	48.10	54.00	-5.90	AVG
5	5470.000	49.92	8.53	58.45	68.20	-9.75	peak

Note:1.Result (dBuV/m) = Correct Factor (dB/m) + Reading(dBuV).

2.Correction factor (dB/m) = Antenna Factor (dB/m) + Cable loss (dB) – Pre-Amplifier gain (dB).

3. When the peak results are less than average limit, so not need to evaluate the average.

Standard:	FCC PART 15.407	Test Distance:	3m
Test item:	Band edge	Power:	AC 110V/60Hz
Frequency:	5550MHz	Temp.(℃)/Hum.(%RH):	26(℃)/60%RH
Mode:	Mode 4	Date:	12/09/2016
Ant.Polar.:	Horizontal		
Description:	Antenna:CO59-510347-A		

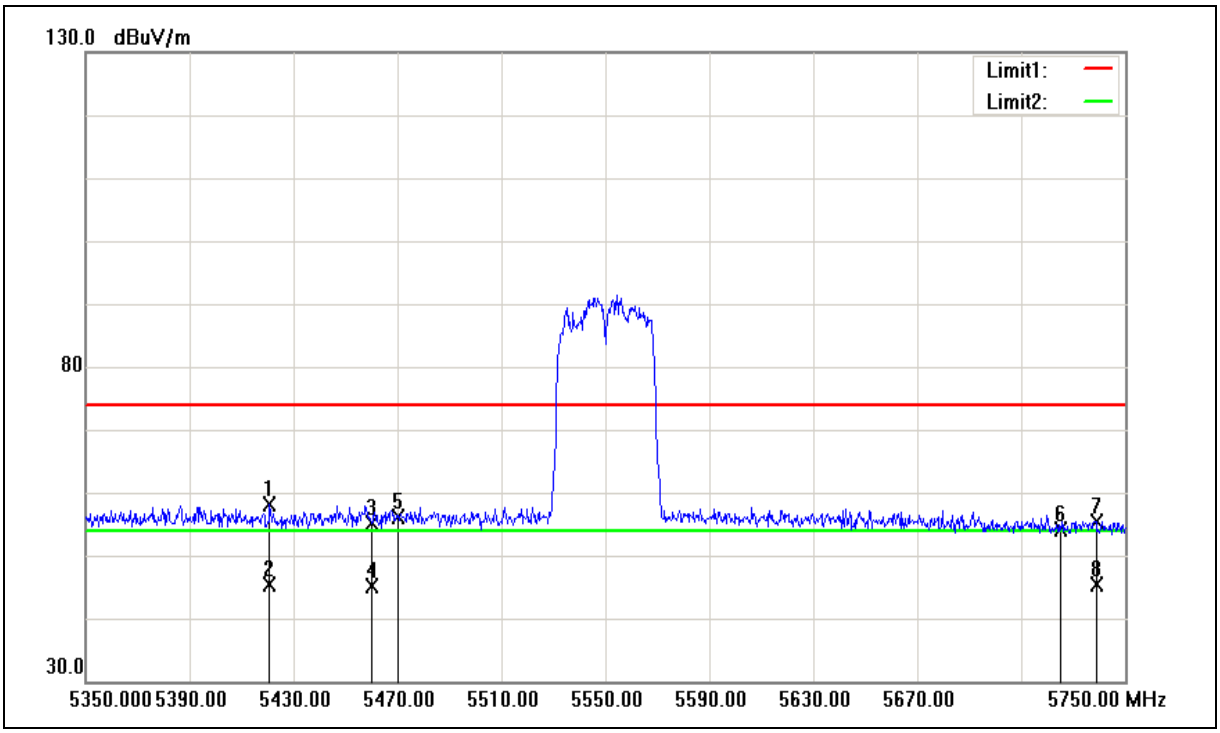

Standard:	FCC PART 15.407	Test Distance:	3m
Test item:	Band edge	Power:	AC 110V/60Hz
Frequency:	5550MHz	Temp.(℃)/Hum.(%RH):	26(℃)/60%RH
Mode:	Mode 4	Date:	12/09/2016
Ant.Polar.:	Horizontal		
Description:	Antenna:CO59-510347-A		

No.	Frequency (MHz)	Reading (dBuV)	Correct Factor (dB/m)	Result (dBuV/m)	Limit (dBuV/m)	Margin (dB)	Remark
1	5420.800	49.68	8.49	58.17	74.00	-15.83	peak
2	5420.800	36.87	8.49	45.36	54.00	-8.64	AVG
3	5460.000	46.72	8.51	55.23	74.00	-18.77	peak
4	5460.000	36.66	8.51	45.17	54.00	-8.83	AVG
5	5470.000	47.70	8.53	56.23	68.20	-11.97	peak
6	5725.000	45.10	9.11	54.21	68.20	-13.99	peak
7	5738.800	46.36	9.14	55.50	74.00	-18.50	peak
8	5738.800	36.28	9.14	45.42	54.00	-8.58	AVG

Note:1.Result (dBuV/m) = Correct Factor (dB/m) + Reading(dBuV).

2.Correction factor (dB/m) = Antenna Factor (dB/m) + Cable loss (dB) – Pre-Amplifier gain (dB).

3. When the peak results are less than average limit, so not need to evaluate the average.

Standard:	FCC PART 15.407	Test Distance:	3m
Test item:	Band edge	Power:	AC 110V/60Hz
Frequency:	5550MHz	Temp.(℃)/Hum.(%RH):	26(℃)/60%RH
Mode:	Mode 4	Date:	12/09/2016
Ant.Polar.:	Vertical		
Description:	Antenna:CO59-510347-A		

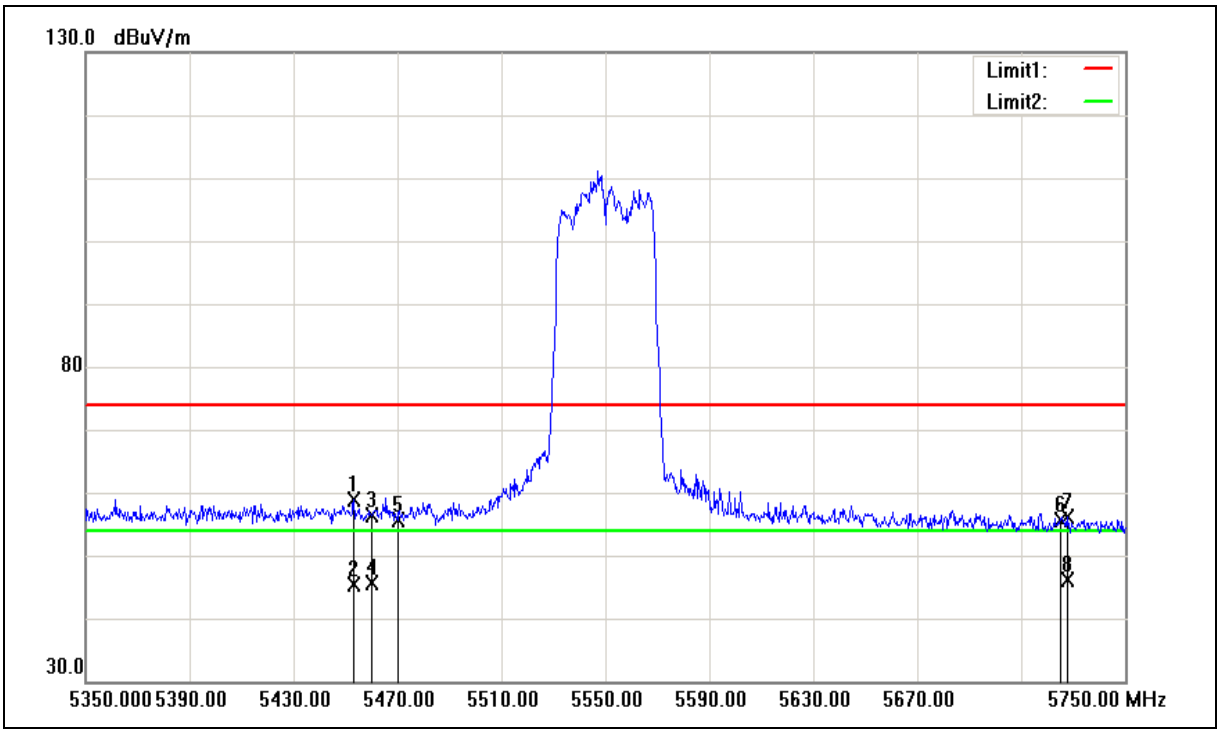

Standard:	FCC PART 15.407	Test Distance:	3m
Test item:	Band edge	Power:	AC 110V/60Hz
Frequency:	5550MHz	Temp.(℃)/Hum.(%RH):	26(℃)/60%RH
Mode:	Mode 4	Date:	12/09/2016
Ant.Polar.:	Vertical		
Description:	Antenna:CO59-510347-A		

No.	Frequency (MHz)	Reading (dBuV)	Correct Factor (dB/m)	Result (dBuV/m)	Limit (dBuV/m)	Margin (dB)	Remark
1	5453.200	50.38	8.51	58.89	74.00	-15.11	peak
2	5453.200	36.98	8.51	45.49	54.00	-8.51	AVG
3	5460.000	47.97	8.51	56.48	74.00	-17.52	peak
4	5460.000	37.06	8.51	45.57	54.00	-8.43	AVG
5	5470.000	47.03	8.53	55.56	68.20	-12.64	peak
6	5725.000	46.59	9.11	55.70	68.20	-12.50	peak
7	5727.600	46.95	9.11	56.06	74.00	-17.94	peak
8	5727.600	36.91	9.11	46.02	54.00	-7.98	AVG

Note:1.Result (dBuV/m) = Correct Factor (dB/m) + Reading(dBuV).

2.Correction factor (dB/m) = Antenna Factor (dB/m) + Cable loss (dB) – Pre-Amplifier gain (dB).

3. When the peak results are less than average limit, so not need to evaluate the average.

Standard:	FCC PART 15.407	Test Distance:	3m
Test item:	Band edge	Power:	AC 110V/60Hz
Frequency:	5670MHz	Temp.(℃)/Hum.(%RH):	26(℃)/60%RH
Mode:	Mode 4	Date:	12/09/2016
Ant.Polar.:	Horizontal		
Description:	Antenna:CO59-510347-A		

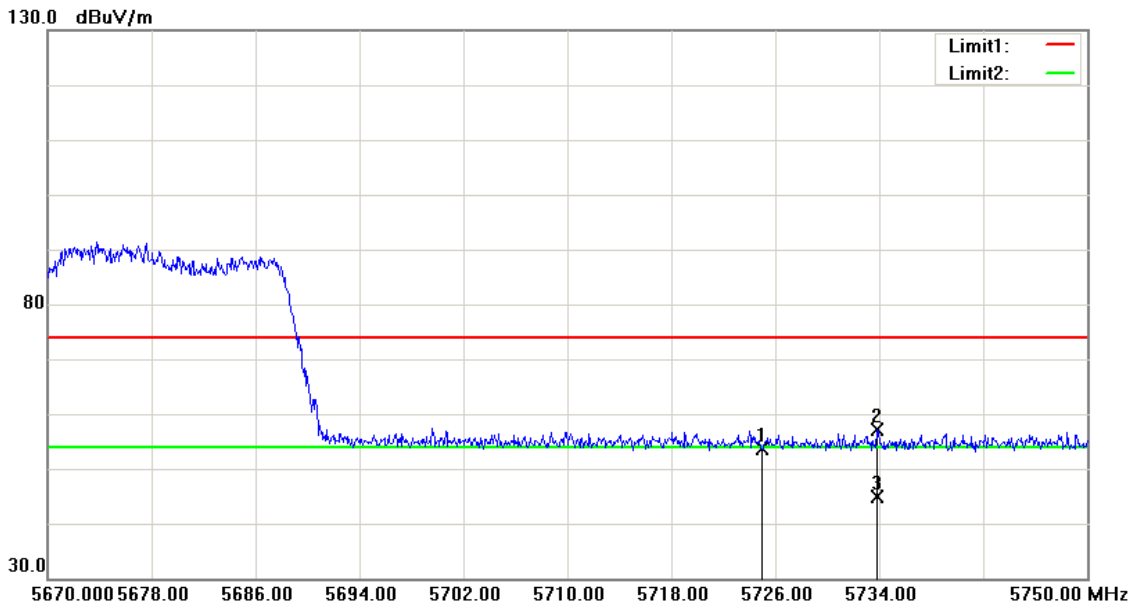

No.	Frequency (MHz)	Reading (dBuV)	Correct Factor (dB/m)	Result (dBuV/m)	Limit (dBuV/m)	Margin (dB)	Remark
1	5725.000	44.62	9.11	53.73	68.20	-14.47	peak
2	5733.840	47.92	9.13	57.05	74.00	-16.95	peak
3	5733.840	35.84	9.13	44.97	54.00	-9.03	AVG

Note:1.Result (dBuV/m) = Correct Factor (dB/m) + Reading(dBuV).

2.Correction factor (dB/m) = Antenna Factor (dB/m) + Cable loss (dB) – Pre-Amplifier gain (dB).

3. When the peak results are less than average limit, so not need to evaluate the average.

Standard:	FCC PART 15.407	Test Distance:	3m
Test item:	Band edge	Power:	AC 110V/60Hz
Frequency:	5670MHz	Temp.(℃)/Hum.(%RH):	26(℃)/60%RH
Mode:	Mode 4	Date:	12/09/2016
Ant.Polar.:	Vertical		
Description:	Antenna:CO59-510347-A		

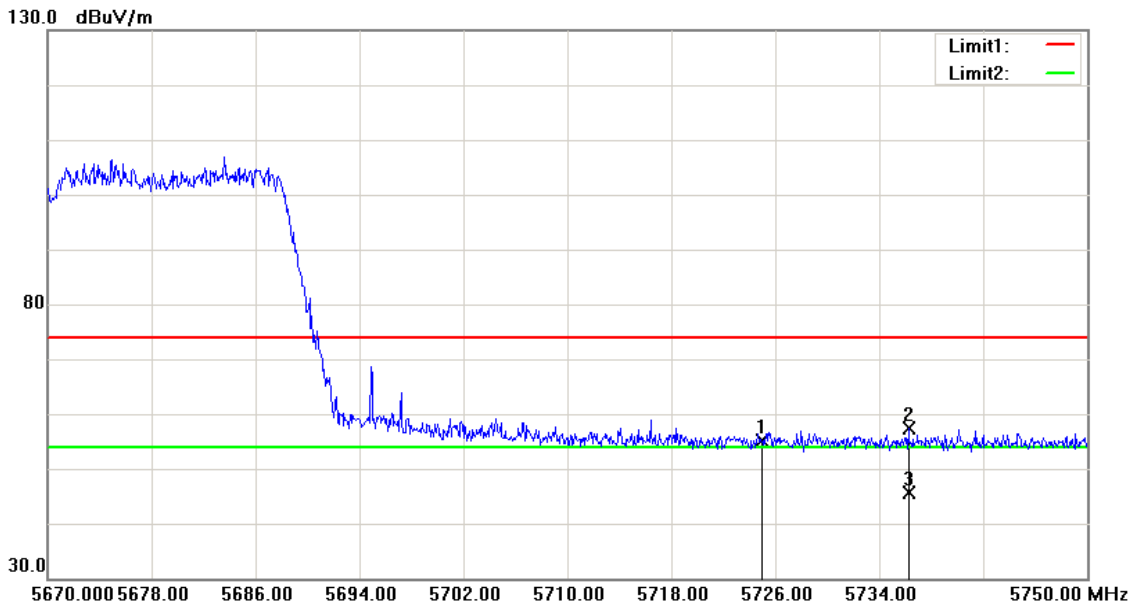

No.	Frequency (MHz)	Reading (dBuV)	Correct Factor (dB/m)	Result (dBuV/m)	Limit (dBuV/m)	Margin (dB)	Remark
1	5725.000	46.10	9.11	55.21	68.20	-12.99	peak
2	5736.240	48.34	9.14	57.48	74.00	-16.52	peak
3	5736.240	36.41	9.14	45.55	54.00	-8.45	AVG

Note:1.Result (dBuV/m) = Correct Factor (dB/m) + Reading(dBuV).

2.Correction factor (dB/m) = Antenna Factor (dB/m) + Cable loss (dB) – Pre-Amplifier gain (dB).

3. When the peak results are less than average limit, so not need to evaluate the average.

Standard:	FCC PART 15.407	Test Distance:	3m
Test item:	Band edge	Power:	AC 110V/60Hz
Frequency:	5290MHz	Temp.(℃)/Hum.(%RH):	26(℃)/60%RH
Mode:	Mode 5	Date:	12/09/2016
Ant.Polar.:	Horizontal		
Description:	Antenna:CO59-510347-A		

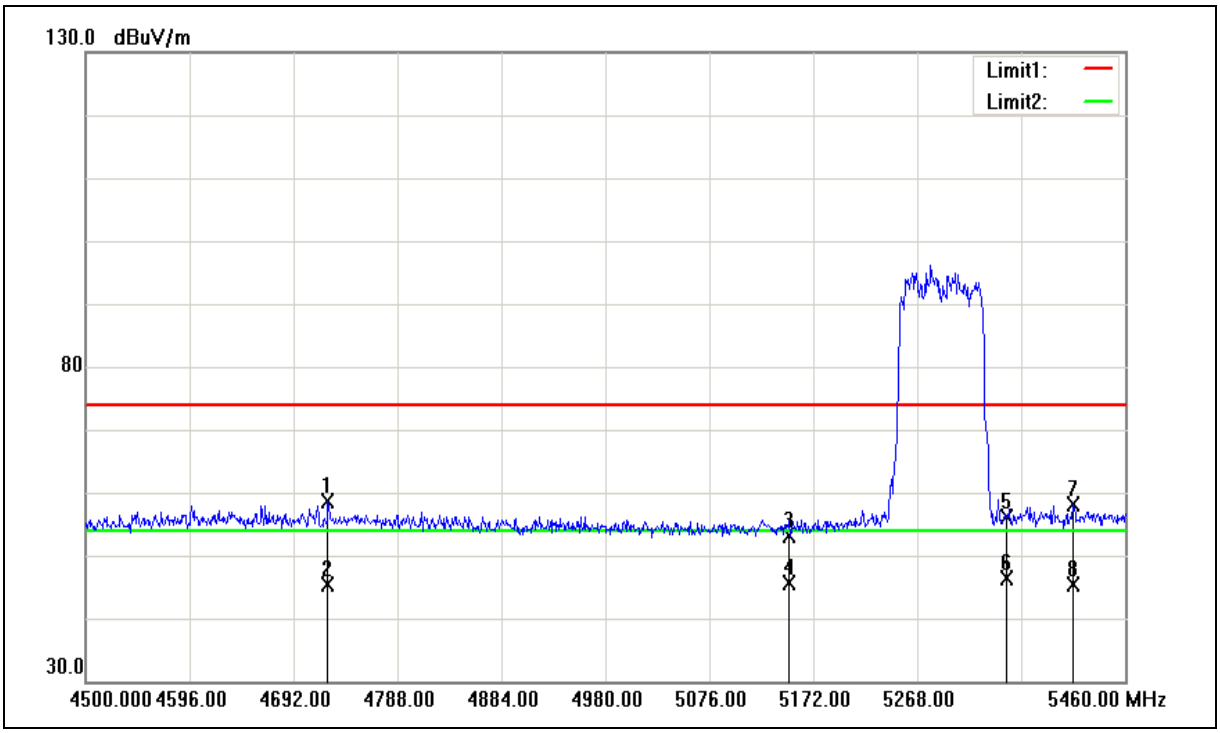

Standard:	FCC PART 15.407	Test Distance:	3m
Test item:	Band edge	Power:	AC 110V/60Hz
Frequency:	5290MHz	Temp.(℃)/Hum.(%RH):	26(℃)/60%RH
Mode:	Mode 5	Date:	12/09/2016
Ant.Polar.:	Horizontal		
Description:	Antenna:CO59-510347-A		

No.	Frequency (MHz)	Reading (dBuV)	Correct Factor (dB/m)	Result (dBuV/m)	Limit (dBuV/m)	Margin (dB)	Remark
1	4723.680	51.39	7.14	58.53	74.00	-15.47	peak
2	4723.680	38.28	7.14	45.42	54.00	-8.58	AVG
3	5150.000	44.77	8.25	53.02	74.00	-20.98	peak
4	5150.000	37.36	8.25	45.61	54.00	-8.39	AVG
5	5350.000	47.65	8.41	56.06	74.00	-17.94	peak
6	5350.000	37.97	8.41	46.38	54.00	-7.62	AVG
7	5412.000	49.72	8.47	58.19	74.00	-15.81	peak
8	5412.000	36.80	8.47	45.27	54.00	-8.73	AVG

Note:1.Result (dBuV/m) = Correct Factor (dB/m) + Reading(dBuV).

2.Correction factor (dB/m) = Antenna Factor (dB/m) + Cable loss (dB) – Pre-Amplifier gain (dB).

3. When the peak results are less than average limit, so not need to evaluate the average.
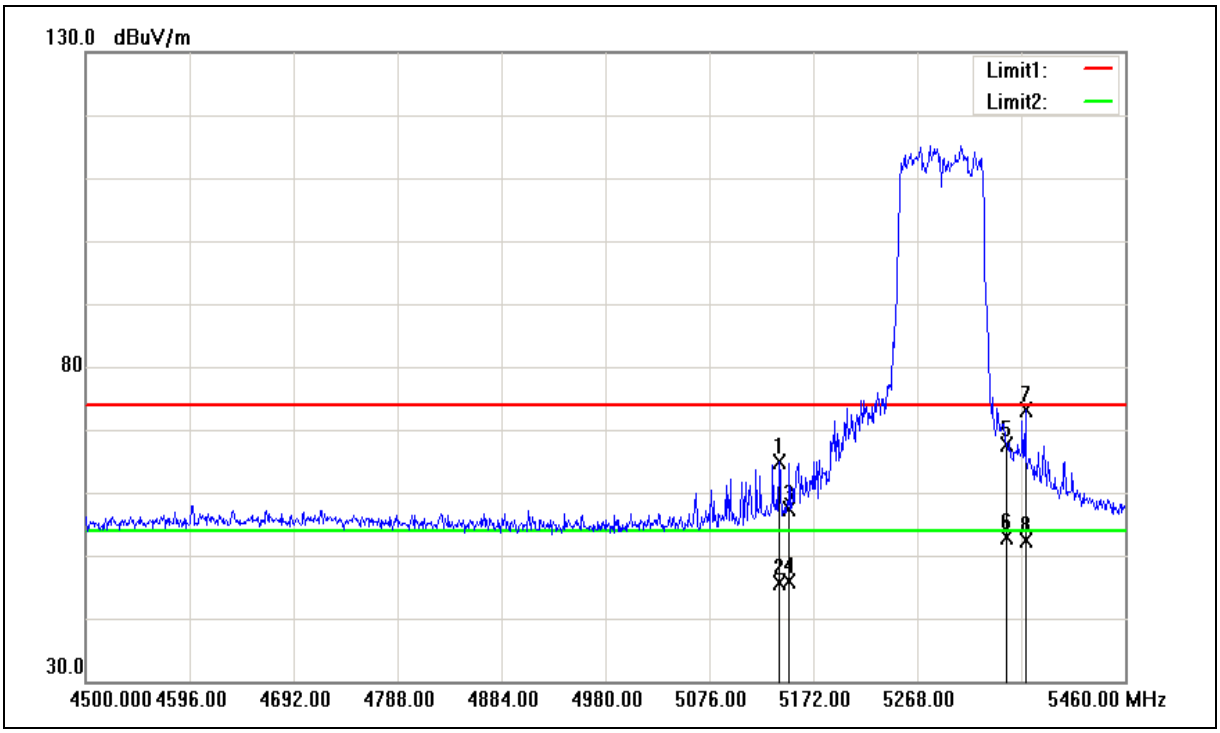
Standard:	FCC PART 15.407	Test Distance:	3m
Test item:	Band edge	Power:	AC 110V/60Hz
Frequency:	5290MHz	Temp.(℃)/Hum.(%RH):	26(℃)/60%RH
Mode:	Mode 5	Date:	12/09/2016
Ant.Polar.:	Vertical		
Description:	Antenna:CO59-510347-A