Appendix B

WCDMA Band II
WCDMA Band IV
WCDMA Band V
LTE Band 7
LTE Band 12
LTE Band 13
LTE Band 14
LTE Band 25
LTE Band 26
LTE Band 30
LTE Band 38
LTE Band 41
LTE Band 48
LTE Band 66
WIFI 2.4G
WIFI 5G
BT
NFC

Test Laboratory: TOWE Lab

Measurement Report for Aegex 100M, BACK, Band 2, UMTS-FDD (WCDMA), Channel 9400 (1880.000 MHz)

Device Under Test Properties

Model	Dimensions [mm]
Aegex 100M	276.0 x 206.0 x 15.0

Exposure Conditions

Phantom Section, TSL	Position, Test Distance [mm]	Band	Group, UID	Frequency [MHz], Channel Number	Conversion Factor	TSL Conductivity [S/m]	TSL Permittivity
Flat, Head Simulating Liquid	BACK, 9.00	Band 2	WCDMA, 10457-AAB	1880.000, 9400	7.76	1.41	40.4

Hardware Setup

Phantom	TSL	Probe, Calibration Date	DAE, Calibration Date
ELI V8.0 (20deg probe tilt) - 2222	HSL1950	EX3DV4 - SN7812, 2024-06-25	DAE4ip Sn1847, 2024-01-04

Scans Setup

	Area Scan	Zoom Scan
Grid Extents [mm]	120.0 x 150.0	32.0 x 32.0 x 30.0
Grid Steps [mm]	15.0 x 15.0	8.0 x 8.0 x 5.0
Sensor Surface [mm]	3.0	1.4
Graded Grid	N/A	Yes
Grading Ratio	N/A	1.5
MAIA	N/A	N/A
Surface Detection	VMS + 6p	VMS + 6p
Scan Method	Measured	Measured

Measurement Results

	Area Scan	Zoom Scan
Date	2024-12-18, 22:42	2024-12-18, 22:46
psSAR1g [W/Kg]	0.378	0.401
psSAR10g [W/Kg]	0.200	0.211
Power Drift [dB]	0.09	0.07
Power Scaling	Disabled	Disabled
Scaling Factor [dB]		
TSL Correction	No correction	No correction
M2/M1 [%]		51.8
Dist 3dB Peak [mm]		9.8



Test Laboratory: TOWE Lab

Measurement Report for Aegex 100M, BACK, Band 4, UMTS-FDD (WCDMA), Channel 1412 (1732.400 MHz)

Device Under Test Properties

Model	Dimensions [mm]
Aegex 100M	276.0 x 206.0 x 15.0

Exposure Conditions

Phantom Section, TSL	Position, Test Distance [mm]	Band	Group, UID	Frequency [MHz], Channel Number	Conversion Factor	TSL Conductivity [S/m]	TSL Permittivity
Flat, Head Simulating Liquid	BACK, 9.00	Band 4	WCDMA, 10457-AAB	1732.400, 1412	8.11	1.37	40.0

Hardware Setup

Phantom	TSL	Probe, Calibration Date	DAE, Calibration Date
ELI V8.0 (20deg probe tilt) - 2222	HSL1750	EX3DV4 - SN7812, 2024-06-25	DAE4ip Sn1847, 2024-01-04

Scans Setup

	Area Scan	Zoom Scan
Grid Extents [mm]	90.0 x 120.0	32.0 x 32.0 x 30.0
Grid Steps [mm]	15.0 x 15.0	8.0 x 8.0 x 5.0
Sensor Surface [mm]	3.0	1.4
Graded Grid	N/A	Yes
Grading Ratio	N/A	1.5
MAIA	N/A	N/A
Surface Detection	VMS + 6p	VMS + 6p
Scan Method	Measured	Measured

Measurement Results

	Area Scan	Zoom Scan
Date	2024-12-18, 23:35	2024-12-18, 23:39
psSAR1g [W/Kg]	0.868	1.06
psSAR10g [W/Kg]	0.434	0.510
Power Drift [dB]	0.18	0.01
Power Scaling	Disabled	Disabled
Scaling Factor [dB]		
TSL Correction	No correction	No correction
M2/M1 [%]		51.4
Dist 3dB Peak [mm]		8.2



Test Laboratory: TOWE Lab

Measurement Report for Aegex 100M, BACK, Band 5, UMTS-FDD (WCDMA), Channel 4182 (836.400 MHz)

Device Under Test Properties

Model	Dimensions [mm]
Aegex 100M	276.0 x 206.0 x 15.0

Exposure Conditions

Phantom Section, TSL	Position, Test Distance [mm]	Band	Group, UID	Frequency [MHz], Channel Number	Conversion Factor	TSL Conductivity [S/m]	TSL Permittivity
Flat, Head Simulating Liquid	BACK, 0.00	Band 5	WCDMA, 10457-AAB	836.400, 4182	9.35	0.919	41.9

Hardware Setup

Phantom	TSL	Probe, Calibration Date	DAE, Calibration Date
ELI V8.0 (20deg probe tilt) - 2222	HSL835	EX3DV4 - SN7812, 2024-06-25	DAE4ip Sn1847, 2024-01-04

Scans Setup

	Area Scan	Zoom Scan
Grid Extents [mm]	90.0 x 120.0	32.0 x 32.0 x 30.0
Grid Steps [mm]	15.0 x 15.0	8.0 x 8.0 x 5.0
Sensor Surface [mm]	3.0	1.4
Graded Grid	N/A	Yes
Grading Ratio	N/A	1.5
MAIA	N/A	N/A
Surface Detection	VMS + 6p	VMS + 6p
Scan Method	Measured	Measured

Measurement Results

	Area Scan	Zoom Scan
Date	2024-12-15, 20:36	2024-12-15, 20:40
psSAR1g [W/Kg]	0.240	0.251
psSAR10g [W/Kg]	0.140	0.136
Power Drift [dB]	0.01	0.00
Power Scaling	Disabled	Disabled
Scaling Factor [dB]		
TSL Correction	No correction	No correction
M2/M1 [%]		50.7
Dist 3dB Peak [mm]		9.6



Test Laboratory: TOWE Lab

Measurement Report for Aegex 100M, BACK, Band 7, LTE-FDD (SC-FDMA, 1 RB, 20 MHz, QPSK) RBPosition:Low AntennaCfg:SISO, Channel 21100 (2535.000 MHz)

Device Under Test Properties

Model	Dimensions [mm]
Aegex 100M	276.0 x 206.0 x 15.0

Exposure Conditions

Phantom Section, TSL	Position, Test Distance [mm]	Band	Group, UID	Frequency [MHz], Channel Number	Conversion Factor	TSL Conductivity [S/m]	TSL Permittivity
Flat, Head Simulating Liquid	BACK, 9.00	Band 7	LTE-FDD, 10169-CAF	2535.000, 21100	7.09	1.91	39.2

Hardware Setup

Phantom	TSL	Probe, Calibration Date	DAE, Calibration Date
ELI V8.0 (20deg probe tilt) - 2222	HSL2600	EX3DV4 - SN7812, 2024-06-25	DAE4ip Sn1846, 2024-12-10

Scans Setup

	Area Scan	Zoom Scan
Grid Extents [mm]	96.0 x 168.0	30.0 x 30.0 x 30.0
Grid Steps [mm]	12.0 x 12.0	5.0 x 5.0 x 5.0
Sensor Surface [mm]	3.0	1.4
Graded Grid	N/A	Yes
Grading Ratio	N/A	1.5
MAIA	N/A	N/A
Surface Detection	All points	VMS + 6p
Scan Method	Measured	Measured

Measurement Results

	Area Scan	Zoom Scan
Date	2024-12-22, 23:17	2024-12-22, 23:24
psSAR1g [W/Kg]	0.308	0.351
psSAR10g [W/Kg]	0.161	0.175
Power Drift [dB]	-0.05	0.00
Power Scaling	Disabled	Disabled
Scaling Factor [dB]		
TSL Correction	No correction	No correction
M2/M1 [%]		47.5
Dist 3dB Peak [mm]		10.2



Test Laboratory: TOWE Lab

Measurement Report for Aegex 100M, BACK, Band 12, LTE-FDD (SC-FDMA, 1 RB, 10 MHz, QPSK) RBPosition:Low AntennaCfg:SISO, Channel 23060 (704.000 MHz)

Device Under Test Properties

Model	Dimensions [mm]
Aegex 100M	276.0 x 206.0 x 15.0

Exposure Conditions

Phantom Section, TSL	Position, Test Distance [mm]	Band	Group, UID	Frequency [MHz], Channel Number	Conversion Factor	TSL Conductivity [S/m]	TSL Permittivity
Flat, Head Simulating Liquid	BACK, 9.00	Band 12	LTE-FDD, 10175-CAH	704.000, 23060	9.65	0.898	42.7

Hardware Setup

Phantom	TSL	Probe, Calibration Date	DAE, Calibration Date
ELI V8.0 (20deg probe tilt) - 2222	HSL750	EX3DV4 - SN7812, 2024-06-25	DAE4ip Sn1847, 2024-01-04

Scans Setup

	Area Scan	Zoom Scan
Grid Extents [mm]	120.0 x 120.0	32.0 x 32.0 x 30.0
Grid Steps [mm]	15.0 x 15.0	8.0 x 8.0 x 5.0
Sensor Surface [mm]	3.0	1.4
Graded Grid	N/A	Yes
Grading Ratio	N/A	1.5
MAIA	N/A	N/A
Surface Detection	VMS + 6p	VMS + 6p
Scan Method	Measured	Measured

Measurement Results

	Area Scan	Zoom Scan
Date	2024-12-15, 16:36	2024-12-15, 16:40
psSAR1g [W/Kg]	0.321	0.336
psSAR10g [W/Kg]	0.192	0.183
Power Drift [dB]	-0.07	0.03
Power Scaling	Disabled	Disabled
Scaling Factor [dB]		
TSL Correction	No correction	No correction
M2/M1 [%]		50.9
Dist 3dB Peak [mm]		10.2



Test Laboratory: TOWE Lab

Measurement Report for Aegex 100M, BACK, Band 13, LTE-FDD (SC-FDMA, 1 RB, 10 MHz, QPSK) RBPosition:Mid AntennaCfg:SISO, Channel 23230 (782.000 MHz)

Device Under Test Properties

Model	Dimensions [mm]
Aegex 100M	276.0 x 206.0 x 15.0

Exposure Conditions

Phantom Section, TSL	Position, Test Distance [mm]	Band	Group, UID	Frequency [MHz], Channel Number	Conversion Factor	TSL Conductivity [S/m]	TSL Permittivity
Flat, Head Simulating Liquid	BACK, 9.00	Band 13	LTE-FDD, 10175-CAH	782.000, 23230	9.65	0.905	42.4

Hardware Setup

Phantom	TSL	Probe, Calibration Date	DAE, Calibration Date
ELI V8.0 (20deg probe tilt) - 2222	HSL750	EX3DV4 - SN7812, 2024-06-25	DAE4ip Sn1847, 2024-01-04

Scans Setup

	Area Scan	Zoom Scan
Grid Extents [mm]	120.0 x 120.0	32.0 x 32.0 x 30.0
Grid Steps [mm]	15.0 x 15.0	8.0 x 8.0 x 5.0
Sensor Surface [mm]	3.0	1.4
Graded Grid	N/A	Yes
Grading Ratio	N/A	1.5
MAIA	N/A	N/A
Surface Detection	VMS + 6p	VMS + 6p
Scan Method	Measured	Measured

Measurement Results

	Area Scan	Zoom Scan
Date	2024-12-15, 16:49	2024-12-15, 16:52
psSAR1g [W/Kg]	0.236	0.246
psSAR10g [W/Kg]	0.140	0.139
Power Drift [dB]	0.08	0.07
Power Scaling	Disabled	Disabled
Scaling Factor [dB]		
TSL Correction	No correction	No correction
M2/M1 [%]		54.9
Dist 3dB Peak [mm]		10.3



Test Laboratory: TOWE Lab

Measurement Report for Aegex 100M, BACK, Band 14, LTE-FDD (SC-FDMA, 1 RB, 10 MHz, QPSK) RBPosition:Mid AntennaCfg:SISO, Channel 23330 (793.000 MHz)

Device Under Test Properties

Model	Dimensions [mm]
Aegex 100M	276.0 x 206.0 x 15.0

Exposure Conditions

Phantom Section, TSL	Position, Test Distance [mm]	Band	Group, UID	Frequency [MHz], Channel Number	Conversion Factor	TSL Conductivity [S/m]	TSL Permittivity
Flat, Head Simulating Liquid	BACK, 9.00	Band 14	LTE-FDD, 10175-CAH	793.000, 23330	9.65	0.909	42.4

Hardware Setup

Phantom	TSL	Probe, Calibration Date	DAE, Calibration Date
ELI V8.0 (20deg probe tilt) - 2222	HSL750	EX3DV4 - SN7812, 2024-06-25	DAE4ip Sn1847, 2024-01-04

Scans Setup

	Area Scan	Zoom Scan
Grid Extents [mm]	120.0 x 120.0	32.0 x 32.0 x 30.0
Grid Steps [mm]	15.0 x 15.0	8.0 x 8.0 x 5.0
Sensor Surface [mm]	3.0	1.4
Graded Grid	N/A	Yes
Grading Ratio	N/A	1.5
MAIA	N/A	N/A
Surface Detection	VMS + 6p	VMS + 6p
Scan Method	Measured	Measured

Measurement Results

	Area Scan	Zoom Scan
Date	2024-12-15, 17:11	2024-12-15, 17:14
psSAR1g [W/Kg]	0.236	0.247
psSAR10g [W/Kg]	0.140	0.141
Power Drift [dB]	0.01	0.07
Power Scaling	Disabled	Disabled
Scaling Factor [dB]		
TSL Correction	No correction	No correction
M2/M1 [%]		55.9
Dist 3dB Peak [mm]		11.4

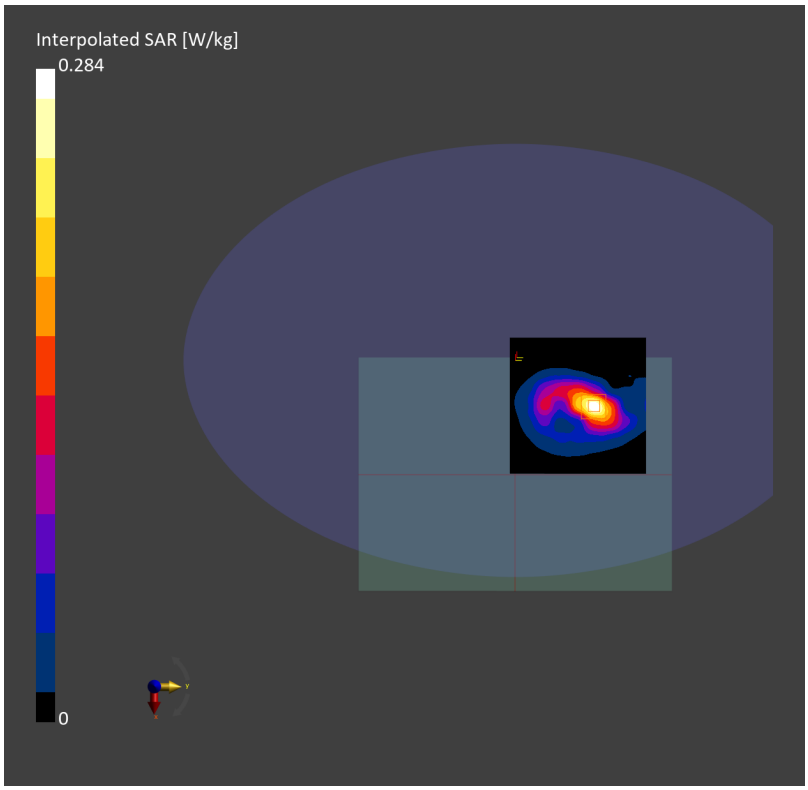

Test Laboratory: TOWE Lab

Measurement Report for Aegex 100M, BACK, Band 25, LTE-FDD (SC-FDMA, 1 RB, 20 MHz, QPSK) RBPosition:Low AntennaCfg:SISO, Channel 26590 (1905.000 MHz)

Device Under Test Properties

Model	Dimensions [mm]
Aegex 100M	276.0 x 206.0 x 15.0

Exposure Conditions

Phantom Section, TSL	Position, Test Distance [mm]	Band	Group, UID	Frequency [MHz], Channel Number	Conversion Factor	TSL Conductivity [S/m]	TSL Permittivity
Flat, Head Simulating Liquid	BACK, 9.00	Band 25	LTE-FDD, 10169-CAF	1905.000, 26590	7.76	1.41	40.4

Hardware Setup

Phantom	TSL	Probe, Calibration Date	DAE, Calibration Date
ELI V8.0 (20deg probe tilt) - 2222	HSL1950	EX3DV4 - SN7812, 2024-06-25	DAE4ip Sn1847, 2024-01-04

Scans Setup

	Area Scan	Zoom Scan
Grid Extents [mm]	120.0 x 150.0	32.0 x 32.0 x 30.0
Grid Steps [mm]	15.0 x 15.0	8.0 x 8.0 x 5.0
Sensor Surface [mm]	3.0	1.4
Graded Grid	N/A	Yes
Grading Ratio	N/A	1.5
MAIA	N/A	N/A
Surface Detection	VMS + 6p	VMS + 6p
Scan Method	Measured	Measured

Measurement Results

	Area Scan	Zoom Scan
Date	2024-12-18, 12:57	2024-12-18, 13:01
psSAR1g [W/Kg]	0.412	0.466
psSAR10g [W/Kg]	0.233	0.260
Power Drift [dB]	0.05	0.05
Power Scaling	Disabled	Disabled
Scaling Factor [dB]		
TSL Correction	No correction	No correction
M2/M1 [%]		56.6
Dist 3dB Peak [mm]		11.6

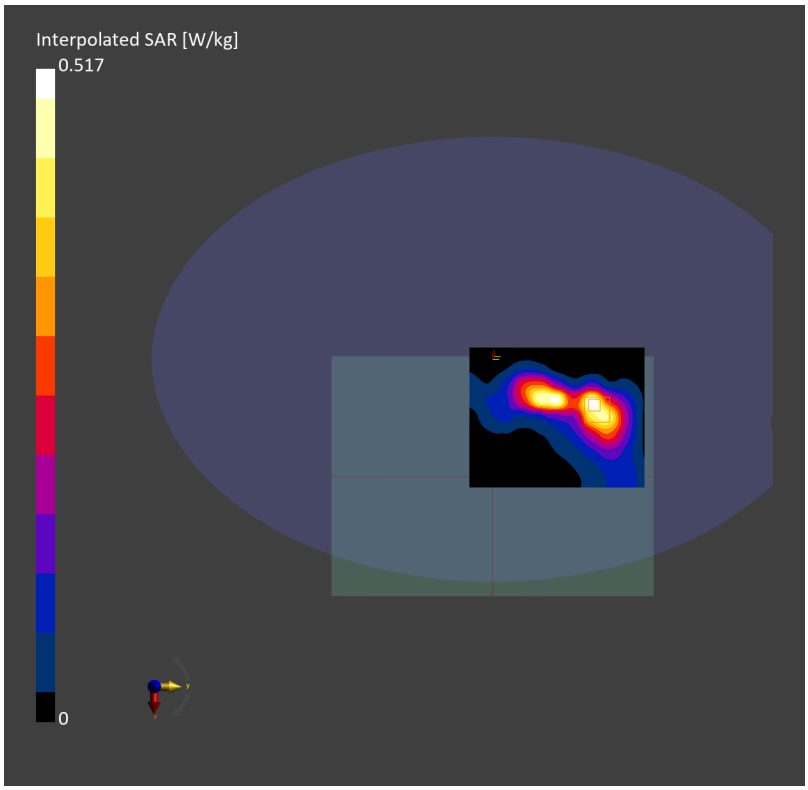

Test Laboratory: TOWE Lab

Measurement Report for Aegex 100M, BACK, Band 26, LTE-FDD (SC-FDMA, 1 RB, 15 MHz, QPSK) RBPosition:Low AntennaCfg:SISO, Channel 26965 (841.500 MHz)

Device Under Test Properties

Model	Dimensions [mm]
Aegex 100M	276.0 x 206.0 x 15.0

Exposure Conditions

Phantom Section, TSL	Position, Test Distance [mm]	Band	Group, UID	Frequency [MHz], Channel Number	Conversion Factor	TSL Conductivity [S/m]	TSL Permittivity
Flat, Head Simulating Liquid	BACK, 0.00	Band 26	LTE-FDD, 10181-CAF	841.500, 26965	9.35	0.921	41.8

Hardware Setup

Phantom	TSL	Probe, Calibration Date	DAE, Calibration Date
ELI V8.0 (20deg probe tilt) - 2222	HSL835	EX3DV4 - SN7812, 2024-06-25	DAE4ip Sn1847, 2024-01-04

Scans Setup

	Area Scan	Zoom Scan
Grid Extents [mm]	90.0 x 120.0	32.0 x 32.0 x 30.0
Grid Steps [mm]	15.0 x 15.0	8.0 x 8.0 x 5.0
Sensor Surface [mm]	3.0	1.4
Graded Grid	N/A	Yes
Grading Ratio	N/A	1.5
MAIA	N/A	N/A
Surface Detection	VMS + 6p	VMS + 6p
Scan Method	Measured	Measured

Measurement Results

	Area Scan	Zoom Scan
Date	2024-12-15, 19:52	2024-12-15, 19:55
psSAR1g [W/Kg]	0.271	0.277
psSAR10g [W/Kg]	0.159	0.144
Power Drift [dB]	-0.01	0.02
Power Scaling	Disabled	Disabled
Scaling Factor [dB]		
TSL Correction	No correction	No correction
M2/M1 [%]		42.9
Dist 3dB Peak [mm]		8.2



Test Laboratory: TOWE Lab

Measurement Report for Aegex 100M, BACK, Band 30, LTE-FDD (SC-FDMA, 1 RB, 10 MHz, QPSK) RBPosition:Mid AntennaCfg:SISO, Channel 27710 (2310.000 MHz)

Device Under Test Properties

Model	Dimensions [mm]
Aegex 100M	276.0 x 206.0 x 15.0

Exposure Conditions

Phantom Section, TSL	Position, Test Distance [mm]	Band	Group, UID	Frequency [MHz], Channel Number	Conversion Factor	TSL Conductivity [S/m]	TSL Permittivity
Flat, Head Simulating Liquid	BACK, 9.00	Band 30	LTE-FDD, 10175-CAH	2310.000, 27710	7.51	1.68	39.3

Hardware Setup

Phantom	TSL	Probe, Calibration Date	DAE, Calibration Date
ELI V8.0 (20deg probe tilt) - 2222	HSL2300	EX3DV4 - SN7812, 2024-06-25	DAE4ip Sn1846, 2024-12-10

Scans Setup

	Area Scan	Zoom Scan
Grid Extents [mm]	96.0 x 120.0	30.0 x 30.0 x 30.0
Grid Steps [mm]	12.0 x 12.0	5.0 x 5.0 x 5.0
Sensor Surface [mm]	3.0	1.4
Graded Grid	N/A	Yes
Grading Ratio	N/A	1.5
MAIA	N/A	N/A
Surface Detection	VMS + 6p	VMS + 6p
Scan Method	Measured	Measured

Measurement Results

	Area Scan	Zoom Scan
Date	2024-12-22, 11:59	2024-12-22, 12:04
psSAR1g [W/Kg]	0.441	0.475
psSAR10g [W/Kg]	0.220	0.228
Power Drift [dB]	0.05	0.03
Power Scaling	Disabled	Disabled
Scaling Factor [dB]		
TSL Correction	No correction	No correction
M2/M1 [%]		50.1
Dist 3dB Peak [mm]		8.5



Test Laboratory: TOWE Lab

Measurement Report for Aegex 100M, BACK, Band 38, LTE-TDD (SC-FDMA, 1 RB, 20 MHz, QPSK) RBPosition:Low AntennaCfg:SISO, Channel 37850 (2580.000 MHz)

Device Under Test Properties

Model	Dimensions [mm]
Aegex 100M	276.0 x 206.0 x 15.0

Exposure Conditions

Phantom Section, TSL	Position, Test Distance [mm]	Band	Group, UID	Frequency [MHz], Channel Number	Conversion Factor	TSL Conductivity [S/m]	TSL Permittivity
Flat, Head Simulating Liquid	BACK, 0.00	Band 38	LTE-TDD, 10172-CAH	2580.000, 37850	7.09	1.97	39.1

Hardware Setup

Phantom	TSL	Probe, Calibration Date	DAE, Calibration Date
ELI V8.0 (20deg probe tilt) - 2222	HSL2600	EX3DV4 - SN7812, 2024-06-25	DAE4ip Sn1846, 2024-12-10

Scans Setup

	Area Scan	Zoom Scan
Grid Extents [mm]	96.0 x 96.0	30.0 x 30.0 x 30.0
Grid Steps [mm]	12.0 x 12.0	5.0 x 5.0 x 5.0
Sensor Surface [mm]	3.0	1.4
Graded Grid	N/A	Yes
Grading Ratio	N/A	1.5
MAIA	N/A	N/A
Surface Detection	VMS + 6p	VMS + 6p
Scan Method	Measured	Measured

Measurement Results

	Area Scan	Zoom Scan
Date	2024-12-23, 04:46	2024-12-23, 04:52
psSAR1g [W/Kg]	0.294	0.316
psSAR10g [W/Kg]	0.146	0.134
Power Drift [dB]	-0.04	-0.03
Power Scaling	Disabled	Disabled
Scaling Factor [dB]		
TSL Correction	No correction	No correction
M2/M1 [%]		36.8
Dist 3dB Peak [mm]		7.9



Test Laboratory: TOWE Lab

Measurement Report for Aegex 100M, BACK, Band 41, LTE-TDD (SC-FDMA, 1 RB, 20 MHz, QPSK) RBPosition:Low AntennaCfg:SISO, Channel 40620 (2593.000 MHz)

Device Under Test Properties

Model	Dimensions [mm]
Aegex 100M	276.0 x 206.0 x 15.0

Exposure Conditions

Phantom Section, TSL	Position, Test Distance [mm]	Band	Group, UID	Frequency [MHz], Channel Number	Conversion Factor	TSL Conductivity [S/m]	TSL Permittivity
Flat, Head Simulating Liquid	BACK, 0.00	Band 41	LTE-TDD, 10172-CAH	2593.000, 40620	7.09	1.98	39.0

Hardware Setup

Phantom	TSL	Probe, Calibration Date	DAE, Calibration Date
ELI V8.0 (20deg probe tilt) - 2222	HSL2600	EX3DV4 - SN7812, 2024-06-25	DAE4ip Sn1846, 2024-12-10

Scans Setup

	Area Scan	Zoom Scan
Grid Extents [mm]	96.0 x 96.0	30.0 x 30.0 x 30.0
Grid Steps [mm]	12.0 x 12.0	5.0 x 5.0 x 5.0
Sensor Surface [mm]	3.0	1.4
Graded Grid	N/A	Yes
Grading Ratio	N/A	1.5
MAIA	Y	N/A
Surface Detection	VMS	VMS + 6p
Scan Method	Measured	Measured

Measurement Results

	Area Scan	Zoom Scan
Date	2024-12-23, 03:16	2024-12-23, 03:23
psSAR1g [W/Kg]	0.230	0.241
psSAR10g [W/Kg]	0.104	0.102
Power Drift [dB]	-0.05	-0.09
Power Scaling	Disabled	Disabled
Scaling Factor [dB]		
TSL Correction	No correction	No correction
M2/M1 [%]		33.9
Dist 3dB Peak [mm]		7.9



Test Laboratory: TOWE Lab

Measurement Report for Aegex 100M, BACK, Band 48, LTE-TDD (SC-FDMA, 1 RB, 20 MHz, QPSK) RBPosition:High AntennaCfg:SISO, Channel 56640 (3690.000 MHz)

Device Under Test Properties

Model	Dimensions [mm]
Aegex 100M	276.0 x 206.0 x 15.0

Exposure Conditions

Phantom Section, TSL	Position, Test Distance [mm]	Band	Group, UID	Frequency [MHz], Channel Number	Conversion Factor	TSL Conductivity [S/m]	TSL Permittivity
Flat, Head Simulating Liquid	BACK, 9.00	Band 48	LTE-TDD, 10172-CAH	3690.000, 56640	6.74	3.10	38.0

Hardware Setup

Phantom	TSL	Probe, Calibration Date	DAE, Calibration Date
ELI V8.0 (20deg probe tilt) - 2222	HSL3700	EX3DV4 - SN7858, 2024-01-09	DAE4ip Sn1846, 2024-12-10

Scans Setup

	Area Scan	Zoom Scan
Grid Extents [mm]	96.0 x 96.0	32.0 x 32.0 x 30.0
Grid Steps [mm]	12.0 x 12.0	8.0 x 8.0 x 5.0
Sensor Surface [mm]	3.0	1.4
Graded Grid	N/A	Yes
Grading Ratio	N/A	1.5
MAIA	Y	N/A
Surface Detection	VMS	VMS + 6p
Scan Method	Measured	Measured

Measurement Results

	Area Scan	Zoom Scan
Date	2025-01-06, 10:34	2025-01-06, 10:45
psSAR1g [W/Kg]	0.430	0.426
psSAR10g [W/Kg]	0.161	0.147
Power Drift [dB]	-0.03	-0.08
Power Scaling	Disabled	Disabled
Scaling Factor [dB]		
TSL Correction	No correction	No correction
M2/M1 [%]		39.8
Dist 3dB Peak [mm]		9.4



Test Laboratory: TOWE Lab

Measurement Report for Aegex 100M, BACK, Band 66, LTE-FDD (SC-FDMA, 1 RB, 20 MHz, QPSK) RBPosition:Mid AntennaCfg:SISO, Channel 132322 (1745.000 MHz)

Device Under Test Properties

Model	Dimensions [mm]
Aegex 100M	276.0 x 206.0 x 15.0

Exposure Conditions

Phantom Section, TSL	Position, Test Distance [mm]	Band	Group, UID	Frequency [MHz], Channel Number	Conversion Factor	TSL Conductivity [S/m]	TSL Permittivity
Flat, Head Simulating Liquid	BACK, 9.00	Band 66	LTE-FDD, 10169-CAF	1745.000, 132322	8.11	1.38	40.1

Hardware Setup

Phantom	TSL	Probe, Calibration Date	DAE, Calibration Date
ELI V8.0 (20deg probe tilt) - 2222	HSL1750	EX3DV4 - SN7812, 2024-06-25	DAE4ip Sn1847, 2024-01-04

Scans Setup

	Area Scan	Zoom Scan
Grid Extents [mm]	90.0 x 120.0	32.0 x 32.0 x 30.0
Grid Steps [mm]	15.0 x 15.0	8.0 x 8.0 x 5.0
Sensor Surface [mm]	3.0	1.4
Graded Grid	N/A	Yes
Grading Ratio	N/A	1.5
MAIA	N/A	N/A
Surface Detection	VMS + 6p	VMS + 6p
Scan Method	Measured	Measured

Measurement Results

	Area Scan	Zoom Scan
Date	2024-12-19, 00:29	2024-12-19, 00:33
psSAR1g [W/Kg]	0.994	1.07
psSAR10g [W/Kg]	0.466	0.502
Power Drift [dB]	0.00	0.04
Power Scaling	Disabled	Disabled
Scaling Factor [dB]		
TSL Correction	No correction	No correction
M2/M1 [%]		51.4
Dist 3dB Peak [mm]		8.2



Test Laboratory: TOWE Lab

Measurement Report for Aegex 100M, BACK, WLAN 2.4GHz, IEEE 802.11b WiFi 2.4 GHz (DSSS, 1 Mbps), Channel 11 (2462.000 MHz)

Device Under Test Properties

Model	Dimensions [mm]
Aegex 100M	276.0 x 206.0 x 15.0

Exposure Conditions

Phantom Section, TSL	Position, Test Distance [mm]	Band	Group, UID	Frequency [MHz], Channel Number	Conversion Factor	TSL Conductivity [S/m]	TSL Permittivity
Flat, Head Simulating Liquid	BACK, 0.00	WLAN 2.4GHz	WLAN, 10012-CAB	2462.000, 11	7.03	1.82	39.7

Hardware Setup

Phantom	TSL	Probe, Calibration Date	DAE, Calibration Date
ELI V8.0 (20deg probe tilt) - 2222	HSL2450	EX3DV4 - SN7858, 2024-01-09	DAE4ip Sn1846, 2023-11-29

Scans Setup

	Area Scan	Zoom Scan
Grid Extents [mm]	120.0 x 120.0	30.0 x 30.0 x 30.0
Grid Steps [mm]	12.0 x 12.0	5.0 x 5.0 x 5.0
Sensor Surface [mm]	3.0	1.4
Graded Grid	N/A	Yes
Grading Ratio	N/A	1.5
MAIA	N/A	N/A
Surface Detection	VMS	VMS + 6p
Scan Method	Measured	Measured

Measurement Results

	Area Scan	Zoom Scan
Date	2024-11-07, 03:29	2024-11-07, 03:35
psSAR1g [W/Kg]	0.240	0.370
psSAR10g [W/Kg]	0.108	0.133
Power Drift [dB]	-0.05	-0.01
Power Scaling	Disabled	Disabled
Scaling Factor [dB]		
TSL Correction	No correction	No correction
M2/M1 [%]		34.5
Dist 3dB Peak [mm]		5.4



Test Laboratory: TOWE Lab

Measurement Report for Aegex 100M, BACK, WLAN 2.4GHz, IEEE 802.11b WiFi 2.4 GHz (DSSS, 1 Mbps), Channel 6 (2437.000 MHz)

Device Under Test Properties

Model	Dimensions [mm]
Aegex 100M	276.0 x 206.0 x 15.0

Exposure Conditions

Phantom Section, TSL	Position, Test Distance [mm]	Band	Group, UID	Frequency [MHz], Channel Number	Conversion Factor	TSL Conductivity [S/m]	TSL Permittivity
Flat, Head Simulating Liquid	BACK, 0.00	WLAN 2.4GHz	WLAN, 10012-CAB	2437.000, 6	7.03	1.79	39.7

Hardware Setup

Phantom	TSL	Probe, Calibration Date	DAE, Calibration Date
ELI V8.0 (20deg probe tilt) - 2222	HSL2450	EX3DV4 - SN7858, 2024-01-09	DAE4ip Sn1846, 2023-11-29

Scans Setup

	Area Scan	Zoom Scan
Grid Extents [mm]	120.0 x 120.0	30.0 x 30.0 x 30.0
Grid Steps [mm]	12.0 x 12.0	5.0 x 5.0 x 5.0
Sensor Surface [mm]	3.0	1.4
Graded Grid	N/A	Yes
Grading Ratio	N/A	1.5
MAIA	N/A	N/A
Surface Detection	VMS + 6p	VMS + 6p
Scan Method	Measured	Measured

Measurement Results

	Area Scan	Zoom Scan
Date	2024-11-07, 04:20	2024-11-07, 04:25
psSAR1g [W/Kg]	0.311	0.347
psSAR10g [W/Kg]	0.111	0.110
Power Drift [dB]	-0.03	-0.07
Power Scaling	Disabled	Disabled
Scaling Factor [dB]		
TSL Correction	No correction	No correction
M2/M1 [%]		37.5
Dist 3dB Peak [mm]		5.2



Test Laboratory: TOWE Lab

Measurement Report for Aegex 100M, BACK, WLAN 2.4GHz, IEEE 802.11n (HT 40, MCS0), Channel 9 (2452.000 MHz)

Device Under Test Properties

Model	Dimensions [mm]
Aegex 100M	276.0 x 206.0 x 15.0

Exposure Conditions

Phantom Section, TSL	Position, Test Distance [mm]	Band	Group, UID	Frequency [MHz], Channel Number	Conversion Factor	TSL Conductivity [S/m]	TSL Permittivity
Flat, Head Simulating Liquid	BACK, 0.00	WLAN 2.4GHz	WLAN, 10117-CAE	2452.000, 9	7.03	1.81	39.7

Hardware Setup

Phantom	TSL	Probe, Calibration Date	DAE, Calibration Date
ELI V8.0 (20deg probe tilt) - 2222	HSL2450	EX3DV4 - SN7858, 2024-01-09	DAE4ip Sn1846, 2023-11-29

Scans Setup

	Area Scan	Zoom Scan
Grid Extents [mm]	120.0 x 96.0	30.0 x 30.0 x 30.0
Grid Steps [mm]	12.0 x 12.0	5.0 x 5.0 x 5.0
Sensor Surface [mm]	3.0	1.4
Graded Grid	N/A	Yes
Grading Ratio	N/A	1.5
MAIA	Y	N/A
Surface Detection	VMS + 6p	VMS + 6p
Scan Method	Measured	Measured

Measurement Results

	Area Scan	Zoom Scan
Date	2024-11-07, 22:35	2024-11-07, 22:40
psSAR1g [W/Kg]	0.253	0.305
psSAR10g [W/Kg]	0.105	0.099
Power Drift [dB]	0.11	0.01
Power Scaling	Disabled	Disabled
Scaling Factor [dB]		
TSL Correction	No correction	No correction
M2/M1 [%]		41.6
Dist 3dB Peak [mm]		5.5

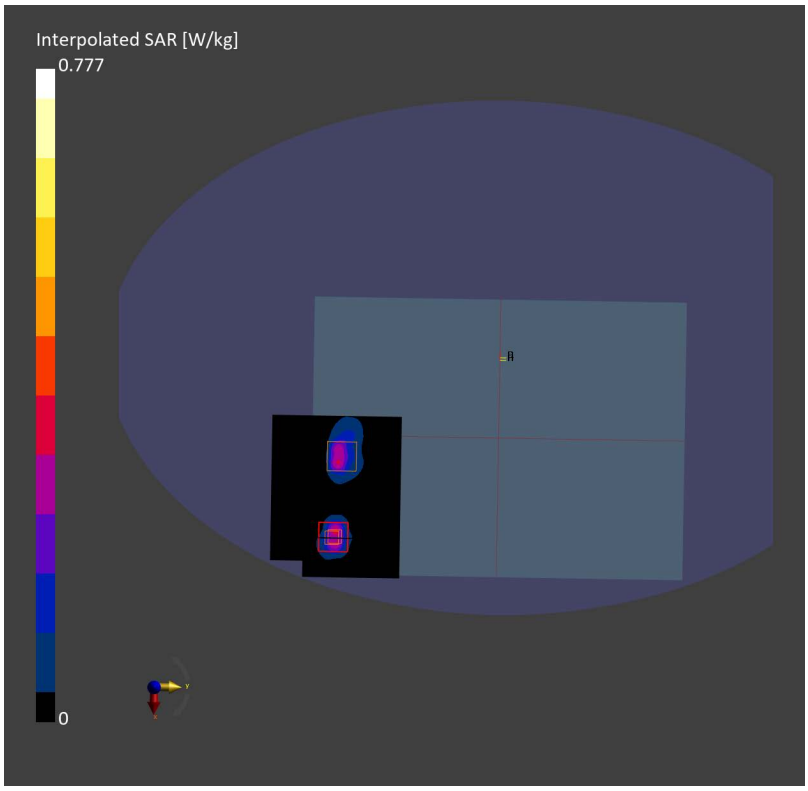

Test Laboratory: TOWE Lab

Measurement Report for Aegex 100M, BACK, U-NII-1, U-NII-2A, IEEE 802.11a WiFi 5 GHz (OFDM, 6 Mbps), Channel 52 (5260.000 MHz)

Device Under Test Properties

Model	Dimensions [mm]
Aegex 100M	276.0 x 206.0 x 15.0

Exposure Conditions

Phantom Section, TSL	Position, Test Distance [mm]	Band	Group, UID	Frequency [MHz], Channel Number	Conversion Factor	TSL Conductivity [S/m]	TSL Permittivity
Flat, Head Simulating Liquid	BACK, 0.00	U-NII-1, U-NII-2A	WLAN, 10317-AAE	5260.000, 52	5.46	4.74	35.7

Hardware Setup

Phantom	TSL	Probe, Calibration Date	DAE, Calibration Date
ELI V8.0 (20deg probe tilt) - 2222	HSL5GHz	EX3DV4 - SN7858, 2024-01-09	DAE4ip Sn1846, 2023-11-29

Scans Setup

	Area Scan	Zoom Scan
Grid Extents [mm]	100.0 x 100.0	24.0 x 24.0 x 22.0
Grid Steps [mm]	10.0 x 10.0	4.0 x 4.0 x 2.0
Sensor Surface [mm]	3.0	1.4
Graded Grid	N/A	Yes
Grading Ratio	N/A	1.4
MAIA	Y	Y
Surface Detection	VMS + 6p	VMS + 6p
Scan Method	Measured	Measured

Measurement Results

	Area Scan	Zoom Scan
Date	2024-11-08, 11:42	2024-11-08, 11:49
psSAR1g [W/Kg]	0.231	0.251
psSAR10g [W/Kg]	0.058	0.055
Power Drift [dB]	-0.04	-0.09
Power Scaling	Disabled	Disabled
Scaling Factor [dB]		
TSL Correction	No correction	No correction
M2/M1 [%]		48.7
Dist 3dB Peak [mm]		5.4



Test Laboratory: TOWE Lab

Measurement Report for Aegex 100M, BACK, U-NII-2C Standalone, IEEE 802.11a WiFi 5 GHz (OFDM, 6 Mbps), Channel 140 (5700.000 MHz)

Device Under Test Properties

Model	Dimensions [mm]
Aegex 100M	276.0 x 206.0 x 15.0

Exposure Conditions

Phantom Section, TSL	Position, Test Distance [mm]	Band	Group, UID	Frequency [MHz], Channel Number	Conversion Factor	TSL Conductivity [S/m]	TSL Permittivity
Flat, Head Simulating Liquid	BACK, 0.00	U-NII-2C Standalone	WLAN, 10317-AAE	5700.000, 140	4.9	5.20	34.7

Hardware Setup

Phantom	TSL	Probe, Calibration Date	DAE, Calibration Date
ELI V8.0 (20deg probe tilt) - 2222	HSL5GHz	EX3DV4 - SN7858, 2024-01-09	DAE4ip Sn1846, 2023-11-29

Scans Setup

	Area Scan	Zoom Scan
Grid Extents [mm]	100.0 x 100.0	24.0 x 24.0 x 22.0
Grid Steps [mm]	10.0 x 10.0	4.0 x 4.0 x 2.0
Sensor Surface [mm]	3.0	1.4
Graded Grid	N/A	Yes
Grading Ratio	N/A	1.4
MAIA	Y	Y
Surface Detection	VMS + 6p	VMS + 6p
Scan Method	Measured	Measured

Measurement Results

	Area Scan	Zoom Scan
Date	2024-11-08, 12:37	2024-11-08, 12:44
psSAR1g [W/Kg]	0.230	0.298
psSAR10g [W/Kg]	0.068	0.072
Power Drift [dB]	-0.06	-0.08
Power Scaling	Disabled	Disabled
Scaling Factor [dB]		
TSL Correction	No correction	No correction
M2/M1 [%]		45.8
Dist 3dB Peak [mm]		5.1



Test Laboratory: TOWE Lab

Measurement Report for Aegex 100M, BACK, U-NII-3 Standalone, IEEE 802.11a WiFi 5 GHz (OFDM, 6 Mbps), Channel 149 (5745.000 MHz)

Device Under Test Properties

Model	Dimensions [mm]
Aegex 100M	276.0 x 206.0 x 15.0

Exposure Conditions

Phantom Section, TSL	Position, Test Distance [mm]	Band	Group, UID	Frequency [MHz], Channel Number	Conversion Factor	TSL Conductivity [S/m]	TSL Permittivity
Flat, Head Simulating Liquid	BACK, 0.00	U-NII-3 Standalone	WLAN, 10317-AAE	5745.000, 149	4.9	5.31	34.4

Hardware Setup

Phantom	TSL	Probe, Calibration Date	DAE, Calibration Date
ELI V8.0 (20deg probe tilt) - 2222	HSL5GHz	EX3DV4 - SN7858, 2024-01-09	DAE4ip Sn1846, 2023-11-29

Scans Setup

	Area Scan	Zoom Scan
Grid Extents [mm]	80.0 x 80.0	24.0 x 24.0 x 22.0
Grid Steps [mm]	10.0 x 10.0	4.0 x 4.0 x 2.0
Sensor Surface [mm]	3.0	1.4
Graded Grid	N/A	Yes
Grading Ratio	N/A	1.4
MAIA	Y	Y
Surface Detection	VMS	VMS + 6p
Scan Method	Measured	Measured

Measurement Results

	Area Scan	Zoom Scan
Date	2024-11-08, 14:05	2024-11-08, 14:12
psSAR1g [W/Kg]	0.267	0.308
psSAR10g [W/Kg]	0.072	0.072
Power Drift [dB]	-0.17	0.08
Power Scaling	Disabled	Disabled
Scaling Factor [dB]		
TSL Correction	No correction	No correction
M2/M1 [%]		48.5
Dist 3dB Peak [mm]		4.9



Test Laboratory: TOWE Lab

Measurement Report for Aegex 100M, BACK, U-NII-1, U-NII-2A, IEEE 802.11a WiFi 5 GHz (OFDM, 6 Mbps), Channel 64 (5320.000 MHz)

Device Under Test Properties

Model	Dimensions [mm]
Aegex 100M	276.0 x 206.0 x 15.0

Exposure Conditions

Phantom Section, TSL	Position, Test Distance [mm]	Band	Group, UID	Frequency [MHz], Channel Number	Conversion Factor	TSL Conductivity [S/m]	TSL Permittivity
Flat, Head Simulating Liquid	BACK, 0.00	U-NII-1, U-NII-2A	WLAN, 10317-AAE	5320.000, 64	5.46	4.76	35.6

Hardware Setup

Phantom	TSL	Probe, Calibration Date	DAE, Calibration Date
ELI V8.0 (20deg probe tilt) - 2222	HSL5GHz	EX3DV4 - SN7858, 2024-01-09	DAE4ip Sn1846, 2023-11-29

Scans Setup

	Area Scan	Zoom Scan
Grid Extents [mm]	100.0 x 100.0	24.0 x 24.0 x 22.0
Grid Steps [mm]	10.0 x 10.0	4.0 x 4.0 x 2.0
Sensor Surface [mm]	3.0	1.4
Graded Grid	N/A	Yes
Grading Ratio	N/A	1.4
MAIA	Y	Y
Surface Detection	VMS + 6p	VMS + 6p
Scan Method	Measured	Measured

Measurement Results

	Area Scan	Zoom Scan
Date	2024-11-08, 14:10	2024-11-08, 14:17
psSAR1g [W/Kg]	0.155	0.196
psSAR10g [W/Kg]	0.048	0.046
Power Drift [dB]	-0.03	-0.09
Power Scaling	Disabled	Disabled
Scaling Factor [dB]		
TSL Correction	No correction	No correction
M2/M1 [%]		49.8
Dist 3dB Peak [mm]		5.4



Test Laboratory: TOWE Lab

Measurement Report for Aegex 100M, BACK, U-NII-2C Standalone, IEEE 802.11a WiFi 5 GHz (OFDM, 6 Mbps), Channel 116 (5580.000 MHz)

Device Under Test Properties

Model	Dimensions [mm]
Aegex 100M	276.0 x 206.0 x 15.0

Exposure Conditions

Phantom Section, TSL	Position, Test Distance [mm]	Band	Group, UID	Frequency [MHz], Channel Number	Conversion Factor	TSL Conductivity [S/m]	TSL Permittivity
Flat, Head Simulating Liquid	BACK, 0.00	U-NII-2C Standalone	WLAN, 10317-AAE	5580.000, 116	4.75	5.11	34.8

Hardware Setup

Phantom	TSL	Probe, Calibration Date	DAE, Calibration Date
ELI V8.0 (20deg probe tilt) - 2222	HSL5GHz	EX3DV4 - SN7858, 2024-01-09	DAE4ip Sn1846, 2023-11-29

Scans Setup

	Area Scan	Zoom Scan
Grid Extents [mm]	100.0 x 100.0	24.0 x 24.0 x 22.0
Grid Steps [mm]	10.0 x 10.0	4.0 x 4.0 x 2.0
Sensor Surface [mm]	3.0	1.4
Graded Grid	N/A	Yes
Grading Ratio	N/A	1.4
MAIA	Y	Y
Surface Detection	VMS + 6p	VMS + 6p
Scan Method	Measured	Measured

Measurement Results

	Area Scan	Zoom Scan
Date	2024-11-08, 14:27	2024-11-08, 14:34
psSAR1g [W/Kg]	0.302	0.442
psSAR10g [W/Kg]	0.082	0.089
Power Drift [dB]	-0.05	-0.01
Power Scaling	Disabled	Disabled
Scaling Factor [dB]		
TSL Correction	No correction	No correction
M2/M1 [%]		50.6
Dist 3dB Peak [mm]		4.7



Test Laboratory: TOWE Lab

Measurement Report for Aegex 100M, BACK, U-NII-3 Standalone, IEEE 802.11a WiFi 5 GHz (OFDM, 6 Mbps), Channel 149 (5745.000 MHz)

Device Under Test Properties

Model	Dimensions [mm]
Aegex 100M	276.0 x 206.0 x 15.0

Exposure Conditions

Phantom Section, TSL	Position, Test Distance [mm]	Band	Group, UID	Frequency [MHz], Channel Number	Conversion Factor	TSL Conductivity [S/m]	TSL Permittivity
Flat, Head Simulating Liquid	BACK, 0.00	U-NII-3 Standalone	WLAN, 10317-AAE	5745.000, 149	4.9	5.31	34.4

Hardware Setup

Phantom	TSL	Probe, Calibration Date	DAE, Calibration Date
ELI V8.0 (20deg probe tilt) - 2222	HSL5GHz	EX3DV4 - SN7858, 2024-01-09	DAE4ip Sn1846, 2023-11-29

Scans Setup

	Area Scan	Zoom Scan
Grid Extents [mm]	80.0 x 80.0	24.0 x 24.0 x 22.0
Grid Steps [mm]	10.0 x 10.0	4.0 x 4.0 x 2.0
Sensor Surface [mm]	3.0	1.4
Graded Grid	N/A	Yes
Grading Ratio	N/A	1.4
MAIA	Y	N/A
Surface Detection	VMS + 6p	VMS + 6p
Scan Method	Measured	Measured

Measurement Results

	Area Scan	Zoom Scan
Date	2024-11-08, 16:00	2024-11-08, 16:07
psSAR1g [W/Kg]	0.325	0.439
psSAR10g [W/Kg]	0.082	0.092
Power Drift [dB]	-0.02	-0.05
Power Scaling	Disabled	Disabled
Scaling Factor [dB]		
TSL Correction	No correction	No correction
M2/M1 [%]		50.6
Dist 3dB Peak [mm]		4.9



Test Laboratory: TOWE Lab

Measurement Report for Aegex 100M, BACK, U-NII-1, U-NII-2A, IEEE 802.11n (HT 20, MCS0), Channel 52 (5260.000 MHz)

Device Under Test Properties

Model	Dimensions [mm]
Aegex 100M	276.0 x 206.0 x 15.0

Exposure Conditions

Phantom Section, TSL	Position, Test Distance [mm]	Band	Group, UID	Frequency [MHz], Channel Number	Conversion Factor	TSL Conductivity [S/m]	TSL Permittivity
Flat, Head Simulating Liquid	BACK, 0.00	U-NII-1, U-NII-2A	WLAN, 10196-CAE	5260.000, 52	5.46	4.74	35.7

Hardware Setup

Phantom	TSL	Probe, Calibration Date	DAE, Calibration Date
ELI V8.0 (20deg probe tilt) - 2222	HSL5GHz	EX3DV4 - SN7858, 2024-01-09	DAE4ip Sn1846, 2023-11-29

Scans Setup

	Area Scan	Zoom Scan
Grid Extents [mm]	100.0 x 80.0	24.0 x 24.0 x 22.0
Grid Steps [mm]	10.0 x 10.0	4.0 x 4.0 x 2.0
Sensor Surface [mm]	3.0	1.4
Graded Grid	N/A	Yes
Grading Ratio	N/A	1.4
MAIA	Y	Y
Surface Detection	VMS	VMS + 6p
Scan Method	Measured	Measured

Measurement Results

	Area Scan	Zoom Scan
Date	2024-11-08, 18:42	2024-11-08, 18:49
psSAR1g [W/Kg]	0.231	0.264
psSAR10g [W/Kg]	0.061	0.059
Power Drift [dB]	-0.06	0.07
Power Scaling	Disabled	Disabled
Scaling Factor [dB]		
TSL Correction	No correction	No correction
M2/M1 [%]		50.7
Dist 3dB Peak [mm]		5.4



Test Laboratory: TOWE Lab

Measurement Report for Aegex 100M, BACK, U-NII-2C Standalone, IEEE 802.11n (HT 20, MCS0), Channel 140 (5700.000 MHz)

Device Under Test Properties

Model	Dimensions [mm]
Aegex 100M	276.0 x 206.0 x 15.0

Exposure Conditions

Phantom Section, TSL	Position, Test Distance [mm]	Band	Group, UID	Frequency [MHz], Channel Number	Conversion Factor	TSL Conductivity [S/m]	TSL Permittivity
Flat, Head Simulating Liquid	BACK, 0.00	U-NII-2C Standalone	WLAN, 10196-CAE	5700.000, 140	4.9	5.20	34.7

Hardware Setup

Phantom	TSL	Probe, Calibration Date	DAE, Calibration Date
ELI V8.0 (20deg probe tilt) - 2222	HSL5GHz	EX3DV4 - SN7858, 2024-01-09	DAE4ip Sn1846, 2023-11-29

Scans Setup

	Area Scan	Zoom Scan
Grid Extents [mm]	100.0 x 80.0	24.0 x 24.0 x 22.0
Grid Steps [mm]	10.0 x 10.0	4.0 x 4.0 x 2.0
Sensor Surface [mm]	3.0	1.4
Graded Grid	N/A	Yes
Grading Ratio	N/A	1.4
MAIA	Y	Y
Surface Detection	VMS	VMS + 6p
Scan Method	Measured	Measured

Measurement Results

	Area Scan	Zoom Scan
Date	2024-11-08, 19:30	2024-11-08, 19:40
psSAR1g [W/Kg]	0.349	0.440
psSAR10g [W/Kg]	0.086	0.093
Power Drift [dB]	-0.12	-0.09
Power Scaling	Disabled	Disabled
Scaling Factor [dB]		
TSL Correction	No correction	No correction
M2/M1 [%]		49.8
Dist 3dB Peak [mm]		4.9



Test Laboratory: TOWE Lab

Measurement Report for Aegex 100M, BACK, U-NII-3 Standalone, IEEE 802.11n (HT 20, MCS0), Channel 149 (5745.000 MHz)

Device Under Test Properties

Model	Dimensions [mm]
Aegex 100M	276.0 x 206.0 x 15.0

Exposure Conditions

Phantom Section, TSL	Position, Test Distance [mm]	Band	Group, UID	Frequency [MHz], Channel Number	Conversion Factor	TSL Conductivity [S/m]	TSL Permittivity
Flat, Head Simulating Liquid	BACK, 0.00	U-NII-3 Standalone	WLAN, 10196-CAE	5745.000, 149	4.9	5.31	34.4

Hardware Setup

Phantom	TSL	Probe, Calibration Date	DAE, Calibration Date
ELI V8.0 (20deg probe tilt) - 2222	HSL5GHz	EX3DV4 - SN7858, 2024-01-09	DAE4ip Sn1846, 2023-11-29

Scans Setup

	Area Scan	Zoom Scan
Grid Extents [mm]	100.0 x 80.0	24.0 x 24.0 x 22.0
Grid Steps [mm]	10.0 x 10.0	4.0 x 4.0 x 2.0
Sensor Surface [mm]	3.0	1.4
Graded Grid	N/A	Yes
Grading Ratio	N/A	1.4
MAIA	Y	Y
Surface Detection	VMS + 6p	VMS + 6p
Scan Method	Measured	Measured

Measurement Results

	Area Scan	Zoom Scan
Date	2024-11-08, 20:06	2024-11-08, 20:13
psSAR1g [W/Kg]	0.359	0.447
psSAR10g [W/Kg]	0.079	0.096
Power Drift [dB]	-0.04	-0.15
Power Scaling	Disabled	Disabled
Scaling Factor [dB]		
TSL Correction	No correction	No correction
M2/M1 [%]		49.5
Dist 3dB Peak [mm]		4.7



Test Laboratory: TOWE Lab

Measurement Report for Aegex 100M, BACK, IEEE 802.15.1 Bluetooth (GFSK, DH5), Channel 0 (2402.000 MHz)

Device Under Test Properties

Model	Dimensions [mm]
Aegex 100M	276.0 x 206.0 x 15.0

Exposure Conditions

Phantom Section, TSL	Position, Test Distance [mm]	Band	Group, UID	Frequency [MHz], Channel Number	Conversion Factor	TSL Conductivity [S/m]	TSL Permittivity
Flat, Head Simulating Liquid	BACK, 0.00	ISM 2.4 GHz Band	Bluetooth, 10032-CAA	2402.000, 0	7.03	1.75	39.8

Hardware Setup

Phantom	TSL	Probe, Calibration Date	DAE, Calibration Date
ELI V8.0 (20deg probe tilt) - 2222	HSL2450	EX3DV4 - SN7858, 2024-01-09	DAE4ip Sn1846, 2023-11-29

Scans Setup

	Area Scan	Zoom Scan
Grid Extents [mm]	96.0 x 96.0	30.0 x 30.0 x 30.0
Grid Steps [mm]	12.0 x 12.0	5.0 x 5.0 x 5.0
Sensor Surface [mm]	3.0	1.4
Graded Grid	N/A	Yes
Grading Ratio	N/A	1.5
MAIA	N/A	N/A
Surface Detection	VMS	VMS + 6p
Scan Method	Measured	Measured

Measurement Results

	Area Scan	Zoom Scan
Date	2024-11-07, 23:08	2024-11-07, 23:16
psSAR1g [W/Kg]	0.341	0.384
psSAR10g [W/Kg]	0.140	0.133
Power Drift [dB]	-0.14	-0.12
Power Scaling	Disabled	Disabled
Scaling Factor [dB]		
TSL Correction	No correction	No correction
M2/M1 [%]		37.1
Dist 3dB Peak [mm]		5.5



Test Laboratory: TOWE Lab

Measurement Report for Aegex 100M, BACK, Custom Band, CW, Channel 13600 (13.600 MHz)

Device Under Test Properties

Model	Dimensions [mm]
Aegex 100M	276.0 x 206.0 x 15.0

Exposure Conditions

Phantom Section, TSL	Position, Test Distance [mm]	Band	Group, UID	Frequency [MHz], Channel Number	Conversion Factor	TSL Conductivity [S/m]	TSL Permittivity
Flat, HSL	BACK, 0.00	Custom Band	CW, 0--	13.600, 13600	18.28	0.778	55.9

Hardware Setup

Phantom	TSL	Probe, Calibration Date	DAE, Calibration Date
ELI V8.0 (20deg probe tilt) - 2227	HSL3-6GHz	EX3DV4 - SN7858, 2024-01-09	DAE4ip Sn1847, 2024-12-31

Scans Setup

	Area Scan	Zoom Scan
Grid Extents [mm]	90.0 x 90.0	32.0 x 32.0 x 30.0
Grid Steps [mm]	15.0 x 15.0	8.0 x 8.0 x 5.0
Sensor Surface [mm]	3.0	1.4
Graded Grid	N/A	Yes
Grading Ratio	N/A	1.5
MAIA	Y	Y
Surface Detection	VMS + 6p	All points
Scan Method	Measured	Measured

Measurement Results

	Area Scan	Zoom Scan
Date	2025-01-02, 22:02	2025-01-02, 22:07
psSAR1g [W/Kg]	0.011	0.011
psSAR10g [W/Kg]	0.008	0.003
Power Drift [dB]	-0.12	0.04
Power Scaling	Disabled	Disabled
Scaling Factor [dB]		
TSL Correction	No correction	No correction
M2/M1 [%]		31.7
Dist 3dB Peak [mm]		8.9