RE 18-26.5GHz PK+AV

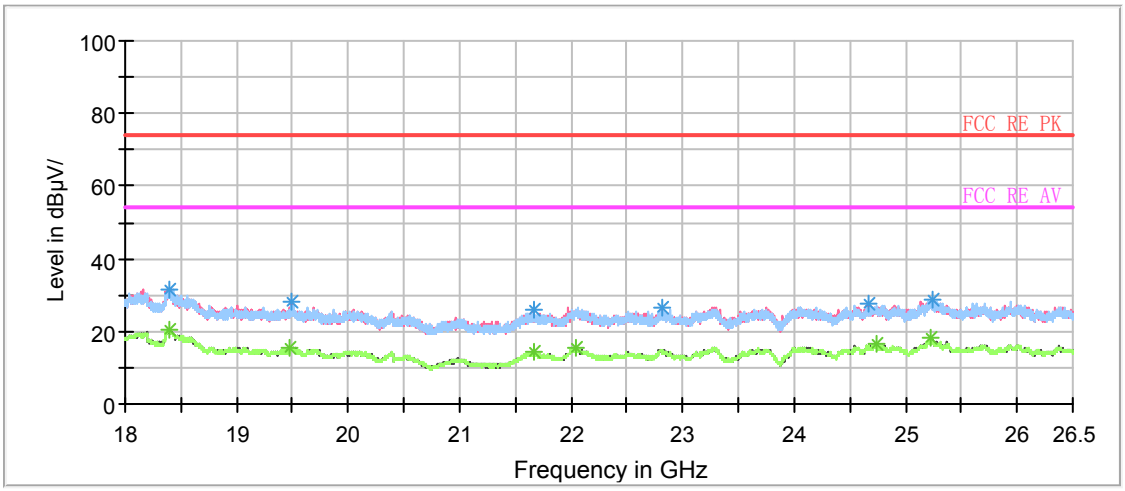

Radiates Emission from 18GHz to 26.5GHz

Frequency (MHz)	Peak (dBuV/m)	Polarization	Azimuth (deg)	Reading value (dBuV/m)	Correct Factor (dB)	Margin (dB)	Limit (dBuV/m)
18389.937500	30.5	V	90.0	35.4	-4.9	43.5	74
19480.062500	25.2	H	3.0	33.0	-7.8	48.8	74
21658.187500	23.0	H	247.0	32.2	-9.2	51.0	74
22049.187500	25.8	H	57.0	33.9	-8.1	48.2	74
24732.000000	25.7	H	0.0	32.0	-6.3	48.3	74
25220.750000	27.3	V	234.0	33.3	-6.0	46.7	74

Remark: 1. Correction Factor = Antenna factor+ Insertion loss (cable loss + amplifier gain)

Frequency (MHz)	Average (dBuV/m)	Polarization	Azimuth (deg)	Reading value (dBuV/m)	Correct Factor (dB)	Margin (dB)	Limit (dBuV/m)
18389.937500	20.6	V	90.0	25.5	-4.9	33.4	54
19480.062500	15.7	H	3.0	23.5	-7.8	38.3	54
21658.187500	14.1	H	247.0	23.3	-9.2	39.9	54
22049.187500	15.4	H	57.0	23.5	-8.1	38.6	54
24732.000000	16.4	H	0.0	22.7	-6.3	37.6	54
25220.750000	18.1	V	234.0	24.1	-6.0	35.9	54

Remark: 1. Correction Factor = Antenna factor+ Insertion loss (cable loss + amplifier gain)

This report shall not be reproduced except in full, without the written approval of TA Technology (Shanghai) Co., Ltd.

RE 26.5-40GHz PK+AV Class B

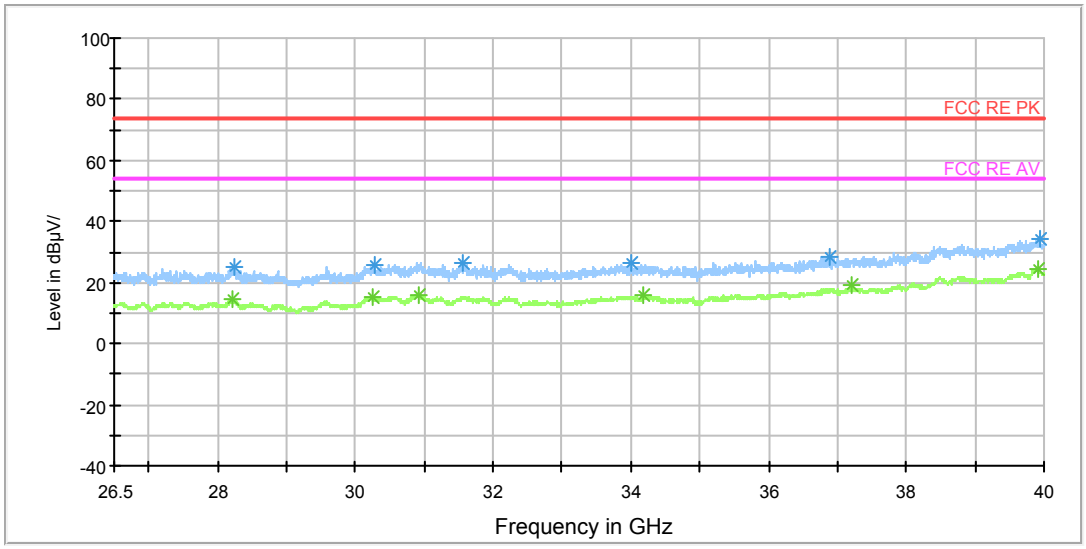

Radiates Emission from 26.5GHz to 40GHz

Frequency (MHz)	Peak (dBuV/m)	Height (cm)	Polarization	Azimuth (deg)	Reading value (dBuV/m)	Correct Factor (dB)	Margin (dB)	Limit (dBuV/m)
28214.500000	22.1	100.0	V	0.0	43.8	-21.7	51.9	74
30256.375000	23.9	100.0	H	0.0	45.7	-21.8	50.1	74
30911.125000	25.7	100.0	V	0.0	47.0	-21.3	48.3	74
34195.000000	25.0	100.0	H	0.0	46.3	-21.3	49.0	74
37208.875000	26.8	100.0	H	0.0	48.2	-21.4	47.2	74
39902.125000	33.2	100.0	V	0.0	53.6	-20.4	40.8	74

Remark: 1. Correction Factor = Antenna factor+ Insertion loss (cable loss + amplifier gain)

Frequency (MHz)	Average (dBuV/m)	Height (cm)	Polarization	Azimuth (deg)	Reading value (dBuV/m)	Correct Factor (dB)	Margin (dB)	Limit (dBuV/m)
28214.500000	14.4	100.0	V	0.0	36.1	-21.7	39.6	54
30256.375000	15.1	100.0	H	0.0	36.9	-21.8	38.9	54
30911.125000	16.1	100.0	V	0.0	37.4	-21.3	37.9	54
34195.000000	15.8	100.0	H	0.0	37.1	-21.3	38.2	54
37208.875000	19.1	100.0	H	0.0	40.5	-21.4	34.9	54
39902.125000	24.6	100.0	V	0.0	45.0	-20.4	29.4	54

Remark: 1. Correction Factor = Antenna factor+ Insertion loss (cable loss + amplifier gain)

This report shall not be reproduced except in full, without the written approval of TA Technology (Shanghai) Co., Ltd.

802.11ac HT80 CH42

RE 0.03-1GHz QP Class B

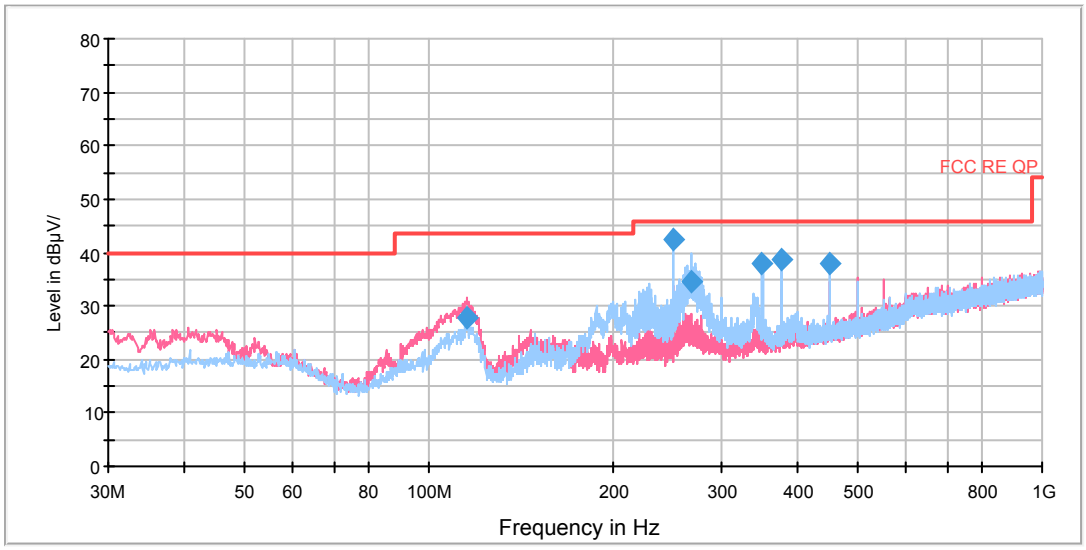

Radiates Emission from 30MHz to 1GHz

Frequency (MHz)	Quasi-Peak (dBuV/m)	Height (cm)	Polarization	Azimuth (deg)	Reading value (dBuV/m)	Correct Factor (dB)	Margin (dB)	Limit (dBuV/m)
115.441250	27.9	100.0	V	334.0	39.3	11.4	15.6	43.5
250.027500	42.6	125.0	H	29.0	56.7	14.1	3.4	46.0
267.688750	34.4	114.0	H	244.0	49.0	14.6	11.6	46.0
349.978750	38.1	100.0	H	54.0	54.8	16.7	7.9	46.0
374.996250	38.8	100.0	H	189.0	56.2	17.4	7.2	46.0
450.010000	38.0	100.0	H	223.0	57.0	19.0	8.0	46.0

Remark: 1. Quasi-Peak = Reading value + Correction factor

2. Correction Factor = Antenna factor+ Insertion loss(cable loss+amplifier gain)

3. Margin = Limit – Quasi-Peak

This report shall not be reproduced except in full, without the written approval of TA Technology (Shanghai) Co., Ltd.

Copy of RE 1G-7GHz PK+AV Class A

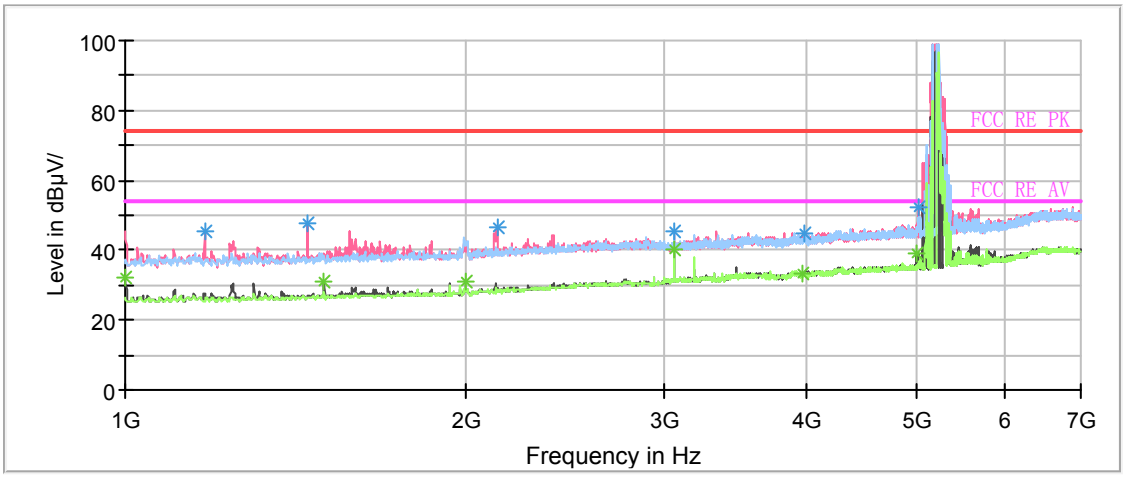

Note: The signal beyond the limit is carrier.
Radiates Emission from 1GHz to 7GHz

Frequency (MHz)	Peak (dBuV/m)	Height (cm)	Polarization	Azimuth (deg)	Reading value (dBuV/m)	Correct Factor (dB)	Margin (dB)	Limit (dBuV/m)
1175.500000	45.6	100.0	V	298.0	56.3	-10.7	28.4	74
1450.000000	47.7	100.0	V	359.0	57.4	-9.7	26.3	74
2132.500000	46.3	100.0	V	330.0	53.2	-6.9	27.7	74
3062.500000	45.7	100.0	H	27.0	49.4	-3.7	28.3	74
3989.500000	44.6	100.0	H	284.0	46.7	-2.1	29.4	74
5023.000000	52.6	100.0	V	170.0	52.9	-0.3	21.4	74

Remark: 1. Correction Factor = Antenna factor+ Insertion loss (cable loss + amplifier gain)

Frequency (MHz)	Average (dBuV/m)	Height (cm)	Polarization	Azimuth (deg)	Reading value (dBuV/m)	Correct Factor (dB)	Margin (dB)	Limit (dBuV/m)
1000.000000	32.3	100.0	V	180.0	43.7	-11.4	21.7	54
1499.500000	31.3	100.0	V	263.0	40.8	-9.5	22.7	54
1999.000000	31.1	100.0	V	273.0	38.9	-7.8	22.9	54
3062.500000	40.4	100.0	H	27.0	44.1	-3.7	13.6	54
3964.000000	33.3	100.0	V	358.0	35.4	-2.1	20.7	54
5012.500000	39.3	100.0	V	170.0	39.6	-0.3	14.7	54

Remark: 1. Correction Factor = Antenna factor+ Insertion loss (cable loss + amplifier gain)

This report shall not be reproduced except in full, without the written approval of TA Technology (Shanghai) Co., Ltd.

RE 3-18GHz PK+AV

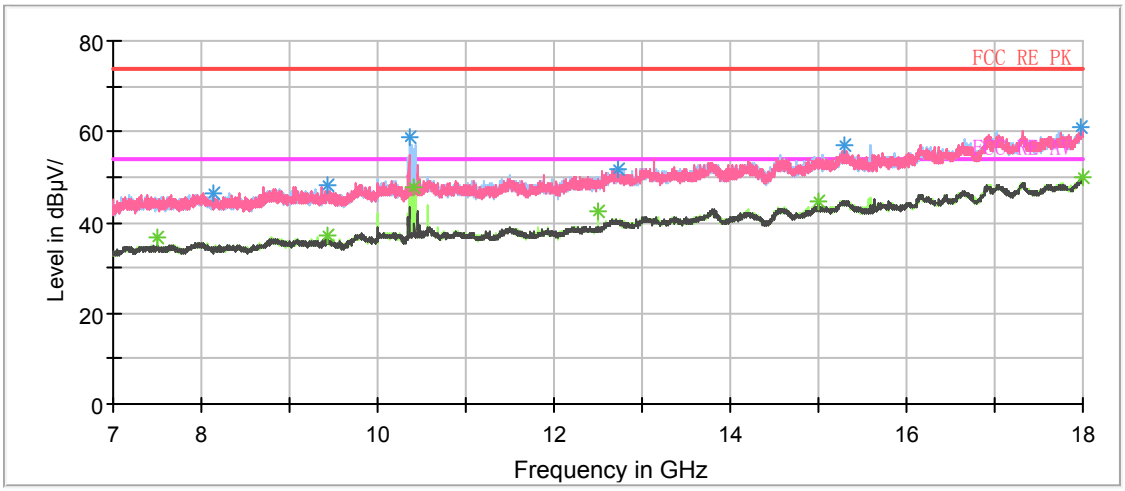

Radiates Emission from 7GHz to 18GHz

Frequency (MHz)	Peak (dBuV/m)	Height (cm)	Polarization	Azimuth (deg)	Reading value (dBuV/m)	Correct Factor (dB)	Margin (dB)	Limit (dBuV/m)
8145.375000	46.5	102.0	V	0.0	55.5	9.0	27.5	74
9442.000000	48.0	102.0	H	202.0	58.9	10.9	26.0	74
10359.125000	58.7	102.0	H	105.0	70.2	11.5	15.3	74
12737.875000	51.9	102.0	H	271.0	67.0	15.1	22.1	74
15300.875000	57.0	102.0	H	75.0	76.6	19.6	17.0	74
17982.125000	60.8	102.0	H	187.0	86.0	25.2	13.2	74

Remark: 1. Correction Factor = Antenna factor+ Insertion loss (cable loss + amplifier gain)

Frequency (MHz)	Average (dBuV/m)	Height (cm)	Polarization	Azimuth (deg)	Reading value (dBuV/m)	Correct Factor (dB)	Margin (dB)	Limit (dBuV/m)
7499.125000	36.9	102.0	H	244.0	44.6	7.7	17.1	54
9436.500000	37.1	102.0	H	148.0	48.0	10.9	16.9	54
10418.250000	47.6	102.0	H	286.0	59.7	12.1	6.4	54
12500.000000	42.3	102.0	H	148.0	57.5	15.2	11.7	54
14999.750000	44.8	102.0	V	31.0	64.3	19.5	9.2	54
18000.000000	50.1	102.0	V	174.0	75.5	25.4	3.9	54

Remark: 1. Correction Factor = Antenna factor+ Insertion loss (cable loss + amplifier gain)

This report shall not be reproduced except in full, without the written approval of TA Technology (Shanghai) Co., Ltd.

RE 18-26.5GHz PK+AV

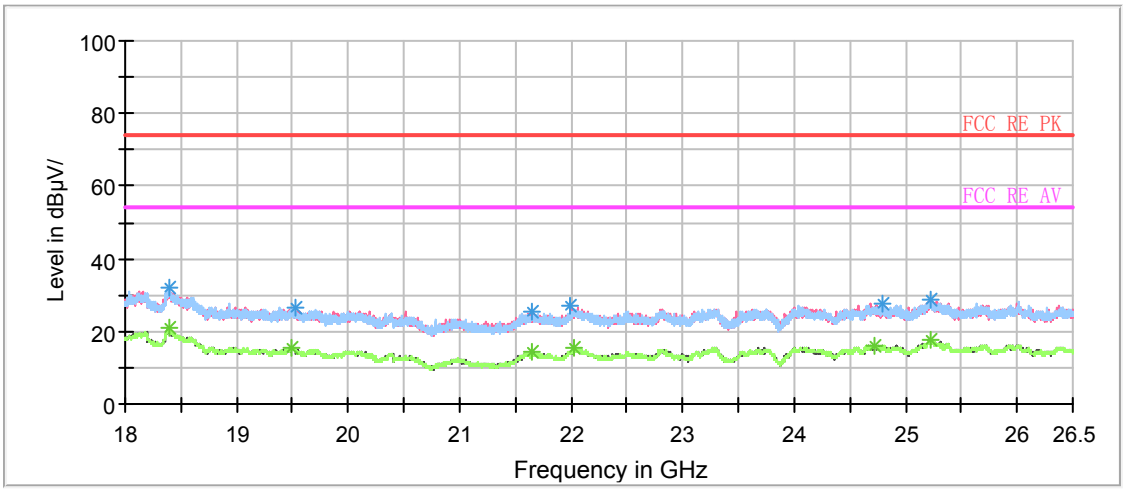

Radiates Emission from 18GHz to 26.5GHz

Frequency (MHz)	Peak (dBuV/m)	Polarization	Azimuth (deg)	Reading value (dBuV/m)	Correct Factor (dB)	Margin (dB)	Limit (dBuV/m)
18395.250000	31.8	V	173.0	36.7	-4.9	42.2	74
19489.625000	25.0	H	36.0	32.6	-7.6	49.0	74
21651.812500	22.9	V	332.0	32.1	-9.2	51.1	74
22031.125000	25.1	V	0.0	33.1	-8.0	48.9	74
24729.875000	25.6	H	3.0	31.8	-6.2	48.4	74
25226.062500	27.3	H	313.0	33.2	-5.9	46.7	74

Remark: 1. Correction Factor = Antenna factor+ Insertion loss (cable loss + amplifier gain)

Frequency (MHz)	Average (dBuV/m)	Polarization	Azimuth (deg)	Reading value (dBuV/m)	Correct Factor (dB)	Margin (dB)	Limit (dBuV/m)
18395.250000	20.8	V	173.0	25.7	-4.9	33.2	54
19489.625000	15.6	H	36.0	23.2	-7.6	38.4	54
21651.812500	14.2	V	332.0	23.4	-9.2	39.8	54
22031.125000	15.5	V	0.0	23.5	-8.0	38.5	54
24729.875000	16.2	H	3.0	22.4	-6.2	37.8	54
25226.062500	17.8	H	313.0	23.7	-5.9	36.2	54

Remark: 1. Correction Factor = Antenna factor+ Insertion loss (cable loss + amplifier gain)

This report shall not be reproduced except in full, without the written approval of TA Technology (Shanghai) Co., Ltd.

RE 26.5-40GHz PK+AV Class B

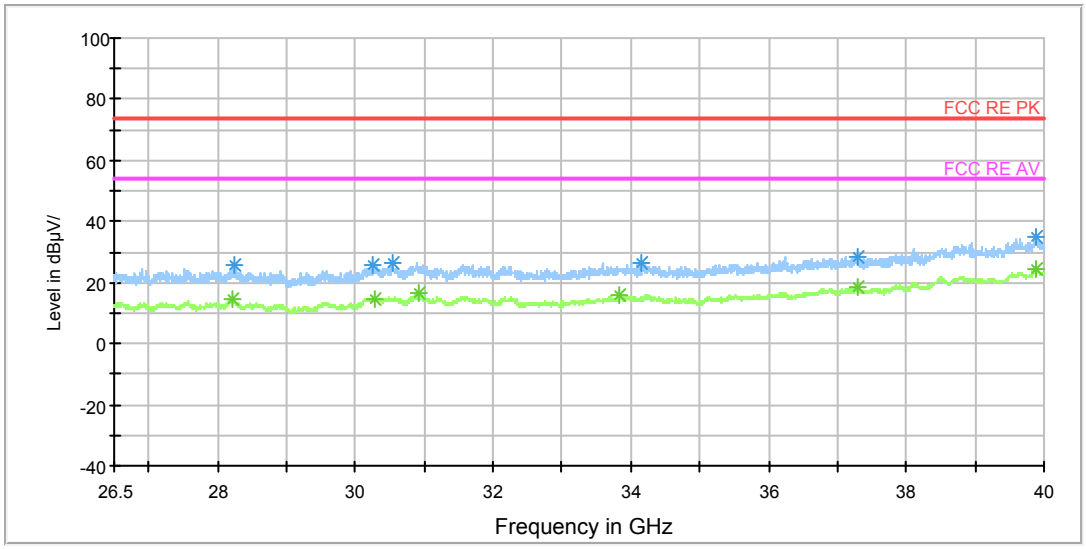

Radiates Emission from 26.5GHz to 40GHz

Frequency (MHz)	Peak (dBuV/m)	Height (cm)	Polarization	Azimuth (deg)	Reading value (dBuV/m)	Correct Factor (dB)	Margin (dB)	Limit (dBuV/m)
28217.875000	22.7	100.0	H	0.0	44.4	-21.7	51.3	74
30280.000000	22.8	100.0	V	0.0	44.5	-21.7	51.2	74
30931.375000	23.3	100.0	H	0.0	44.5	-21.2	50.7	74
33837.250000	23.5	100.0	H	0.0	45.1	-21.6	50.5	74
37283.125000	26.8	100.0	H	0.0	48.2	-21.4	47.2	74
39885.250000	33.3	100.0	H	0.0	53.7	-20.4	40.7	74

Remark: 1. Correction Factor = Antenna factor+ Insertion loss (cable loss + amplifier gain)

Frequency (MHz)	Average (dBuV/m)	Height (cm)	Polarization	Azimuth (deg)	Reading value (dBuV/m)	Correct Factor (dB)	Margin (dB)	Limit (dBuV/m)
28217.875000	14.3	100.0	H	0.0	36.0	-21.7	39.7	54
30280.000000	14.8	100.0	V	0.0	36.5	-21.7	39.2	54
30931.375000	16.2	100.0	H	0.0	37.4	-21.2	37.8	54
33837.250000	15.8	100.0	H	0.0	37.4	-21.6	38.2	54
37283.125000	18.2	100.0	H	0.0	39.6	-21.4	35.8	54
39885.250000	24.6	100.0	H	0.0	45.0	-20.4	29.4	54

Remark: 1. Correction Factor = Antenna factor+ Insertion loss (cable loss + amplifier gain)

This report shall not be reproduced except in full, without the written approval of TA Technology (Shanghai) Co., Ltd.

U-NII-3

802.11a CH149

RE 0.03-1GHz QP Class B

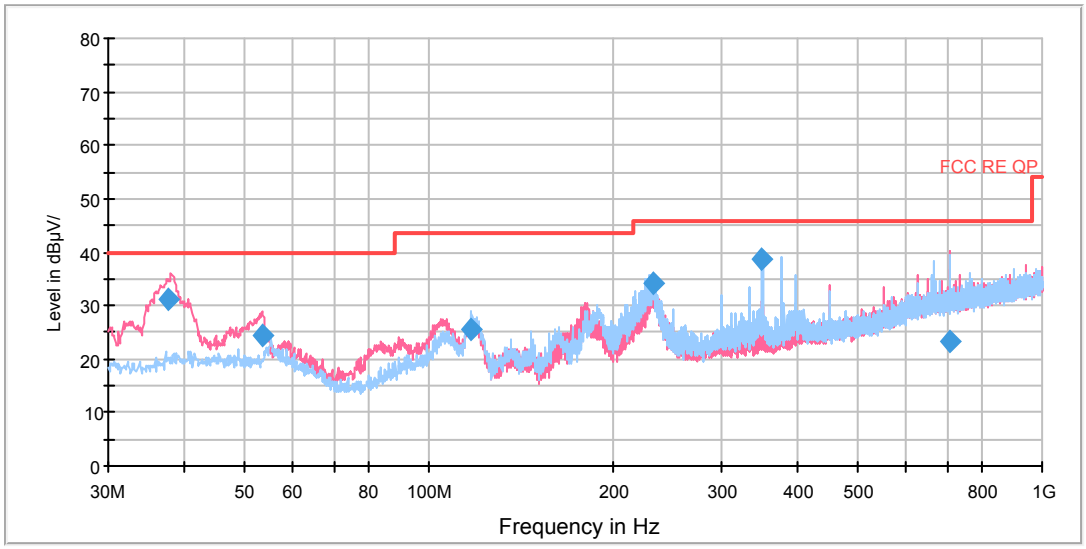

Radiates Emission from 30MHz to 1GHz

Frequency (MHz)	Quasi-Peak (dBuV/m)	Height (cm)	Polarization	Azimuth (deg)	Reading value (dBuV/m)	Correct Factor (dB)	Margin (dB)	Limit (dBuV/m)
37.722500	31.3	100.0	V	54.0	43.9	12.6	8.7	40.0
53.366250	24.3	100.0	V	237.0	37.1	12.8	15.7	40.0
117.416250	25.6	125.0	H	70.0	36.6	11.0	17.9	43.5
231.645000	34.2	125.0	H	296.0	47.5	13.3	11.8	46.0
349.978750	38.9	100.0	H	128.0	55.6	16.7	7.1	46.0
709.245000	23.3	100.0	V	263.0	46.3	23.0	22.7	46.0

Remark: 1. Quasi-Peak = Reading value + Correction factor

2. Correction Factor = Antenna factor+ Insertion loss(cable loss+amplifier gain)

3. Margin = Limit – Quasi-Peak

This report shall not be reproduced except in full, without the written approval of TA Technology (Shanghai) Co., Ltd.

Copy of RE 1G-7GHz PK+AV Class A

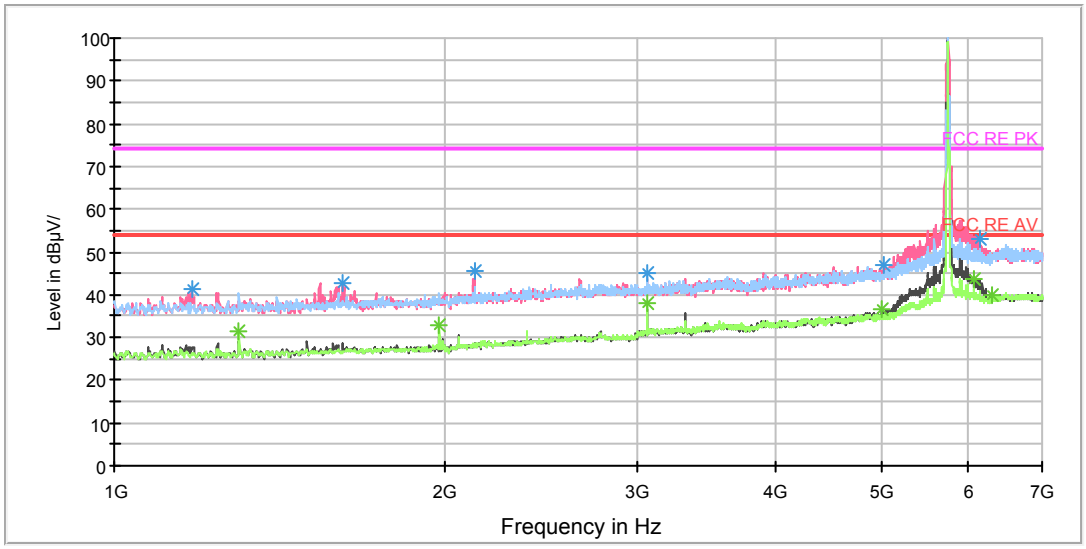

Note: The signal beyond the limit is carrier.
Radiates Emission from 1GHz to 7GHz

Frequency (MHz)	Peak (dBuV/m)	Height (cm)	Polarization	Azimuth (deg)	Reading value (dBuV/m)	Correct Factor (dB)	Margin (dB)	Limit (dBuV/m)
1177.000000	41.4	100.0	V	182.0	52.1	-10.7	32.6	74
1616.500000	42.7	100.0	V	0.0	51.6	-8.9	31.3	74
2132.500000	45.4	100.0	V	341.0	52.3	-6.9	28.6	74
3062.500000	45.1	100.0	H	26.0	48.8	-3.7	28.9	74
5024.500000	47.0	100.0	V	141.0	47.3	-0.3	27.0	74
6145.000000	52.9	100.0	V	131.0	56.4	3.5	21.1	74

Remark: 1. Correction Factor = Antenna factor+ Insertion loss (cable loss + amplifier gain)

Frequency (MHz)	Average (dBuV/m)	Height (cm)	Polarization	Azimuth (deg)	Reading value (dBuV/m)	Correct Factor (dB)	Margin (dB)	Limit (dBuV/m)
1300.000000	31.4	100.0	H	0.0	41.5	-10.1	22.6	54
1979.500000	33.1	100.0	H	5.0	41.0	-7.9	20.9	54
3062.500000	38.1	100.0	H	26.0	41.8	-3.7	15.9	54
5000.500000	36.4	100.0	V	347.0	36.7	-0.3	17.6	54
6071.500000	43.5	100.0	V	131.0	46.7	3.2	10.5	54
6313.000000	39.7	100.0	V	253.0	44.2	4.5	14.3	54

Remark: 1. Correction Factor = Antenna factor+ Insertion loss (cable loss + amplifier gain)

This report shall not be reproduced except in full, without the written approval of TA Technology (Shanghai) Co., Ltd.

RE 3-18GHz PK+AV

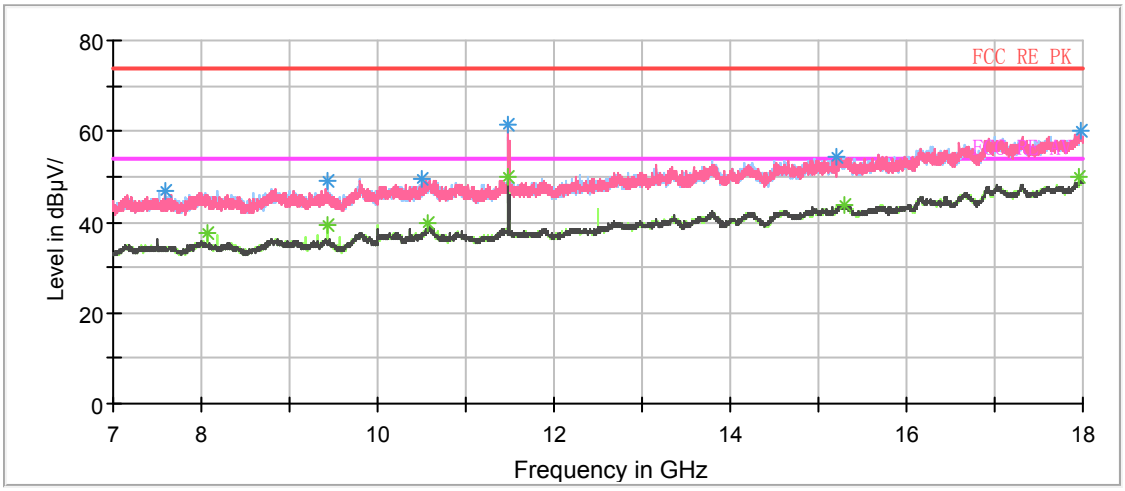

Radiates Emission from 7GHz to 18GHz

Frequency (MHz)	Peak (dBuV/m)	Height (cm)	Polarization	Azimuth (deg)	Reading value (dBuV/m)	Correct Factor (dB)	Margin (dB)	Limit (dBuV/m)
8061.500000	46.2	101.0	H	29.0	54.9	8.7	27.8	74
9436.500000	48.9	101.0	H	60.0	59.8	10.9	25.1	74
10562.625000	48.4	101.0	H	76.0	61.7	13.3	25.6	74
11483.875000	60.2	101.0	V	84.0	74.0	13.8	13.8	74
15302.250000	52.9	101.0	H	180.0	72.5	19.6	21.1	74
17956.000000	57.9	101.0	H	163.0	82.8	24.9	16.1	74

Remark: 1. Correction Factor = Antenna factor+ Insertion loss (cable loss + amplifier gain)

Frequency (MHz)	Average (dBuV/m)	Height (cm)	Polarization	Azimuth (deg)	Reading value (dBuV/m)	Correct Factor (dB)	Margin (dB)	Limit (dBuV/m)
8061.500000	37.7	101.0	H	29.0	46.4	8.7	16.3	54
9436.500000	39.3	101.0	H	60.0	50.2	10.9	14.7	54
10562.625000	40.0	101.0	H	76.0	53.3	13.3	14.0	54
11483.875000	50.0	101.0	V	84.0	63.8	13.8	4.0	54
15302.250000	43.9	101.0	H	180.0	63.5	19.6	10.1	54
17956.000000	49.8	101.0	H	163.0	74.7	24.9	4.2	54

Remark: 1. Correction Factor = Antenna factor+ Insertion loss (cable loss + amplifier gain)

This report shall not be reproduced except in full, without the written approval of TA Technology (Shanghai) Co., Ltd.

RE 18-26.5GHz PK+AV

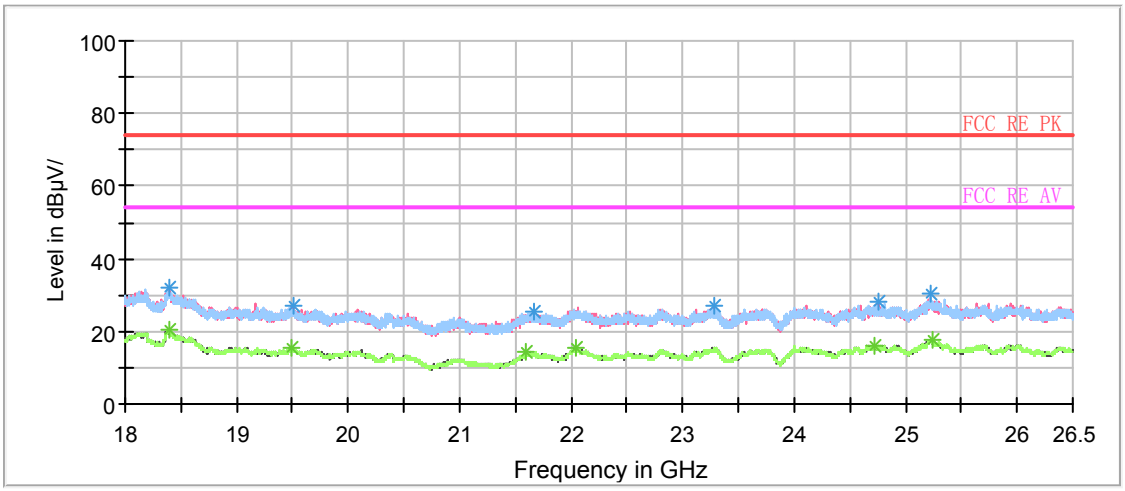

Radiates Emission from 18GHz to 26.5GHz

Frequency (MHz)	Peak (dBuV/m)	Polarization	Azimuth (deg)	Reading value (dBuV/m)	Correct Factor (dB)	Margin (dB)	Limit (dBuV/m)
18387.812500	30.4	V	299.0	35.3	-4.9	43.6	74
19488.562500	25.1	H	13.0	32.8	-7.7	48.9	74
21597.625000	23.4	H	45.0	32.1	-8.7	50.6	74
22044.937500	25.1	H	247.0	33.1	-8.0	48.9	74
24724.562500	26.0	V	134.0	32.2	-6.2	48.0	74
25236.687500	27.0	H	0.0	33.1	-6.1	47.0	74

Remark: 1. Correction Factor = Antenna factor+ Insertion loss (cable loss + amplifier gain)

Frequency (MHz)	Average (dBuV/m)	Polarization	Azimuth (deg)	Reading value (dBuV/m)	Correct Factor (dB)	Margin (dB)	Limit (dBuV/m)
18387.812500	20.4	V	299.0	25.3	-4.9	33.6	54
19488.562500	15.6	H	13.0	23.3	-7.7	38.4	54
21597.625000	14.3	H	45.0	23.0	-8.7	39.7	54
22044.937500	15.5	H	247.0	23.5	-8.0	38.5	54
24724.562500	16.3	V	134.0	22.5	-6.2	37.7	54
25236.687500	17.9	H	0.0	24.0	-6.1	36.1	54

Remark: 1. Correction Factor = Antenna factor+ Insertion loss (cable loss + amplifier gain)

This report shall not be reproduced except in full, without the written approval of TA Technology (Shanghai) Co., Ltd.

RE 26.5-40GHz PK+AV Class B

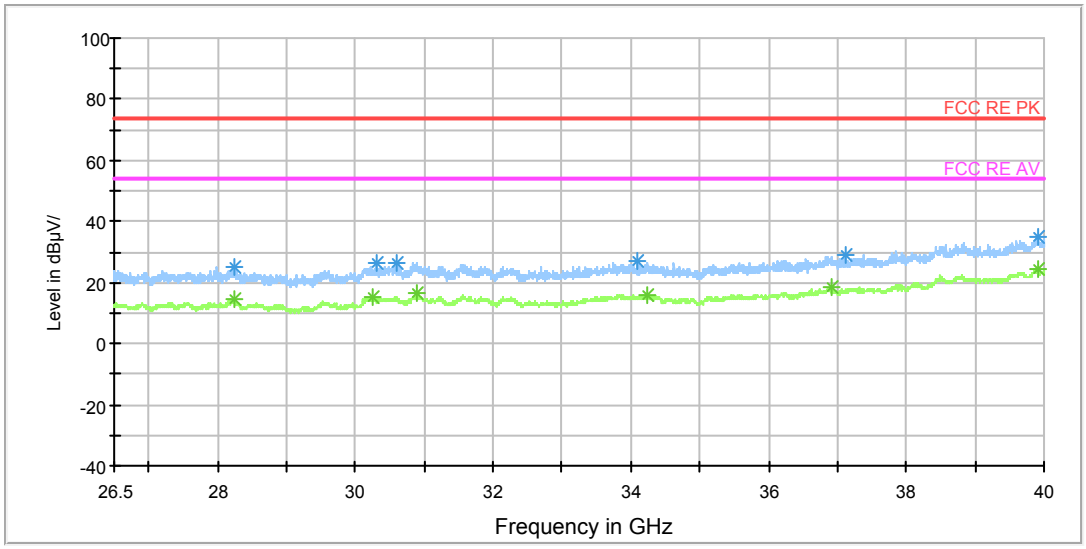

Radiates Emission from 26.5GHz to 40GHz

Frequency (MHz)	Peak (dBuV/m)	Height (cm)	Polarization	Azimuth (deg)	Reading value (dBuV/m)	Correct Factor (dB)	Margin (dB)	Limit (dBuV/m)
28241.500000	22.0	100.0	V	0.0	43.7	-21.7	52.0	74
30266.500000	23.8	100.0	H	0.0	45.6	-21.8	50.2	74
30897.625000	24.0	100.0	H	0.0	45.3	-21.3	50.0	74
34238.875000	25.6	100.0	V	0.0	46.9	-21.3	48.4	74
36905.125000	25.8	100.0	V	0.0	47.2	-21.4	48.2	74
39902.125000	32.1	100.0	H	0.0	52.5	-20.4	41.9	74

Remark: 1. Correction Factor = Antenna factor+ Insertion loss (cable loss + amplifier gain)

Frequency (MHz)	Average (dBuV/m)	Height (cm)	Polarization	Azimuth (deg)	Reading value (dBuV/m)	Correct Factor (dB)	Margin (dB)	Limit (dBuV/m)
28241.500000	14.4	100.0	V	0.0	36.1	-21.7	39.6	54
30266.500000	14.9	100.0	H	0.0	36.7	-21.8	39.1	54
30897.625000	16.5	100.0	H	0.0	37.8	-21.3	37.5	54
34238.875000	16.2	100.0	V	0.0	37.5	-21.3	37.8	54
36905.125000	18.5	100.0	V	0.0	39.9	-21.4	35.5	54
39902.125000	24.3	100.0	H	0.0	44.7	-20.4	29.7	54

Remark: 1. Correction Factor = Antenna factor+ Insertion loss (cable loss + amplifier gain)

This report shall not be reproduced except in full, without the written approval of TA Technology (Shanghai) Co., Ltd.

802.11a CH157

RE 0.03-1GHz QP Class B

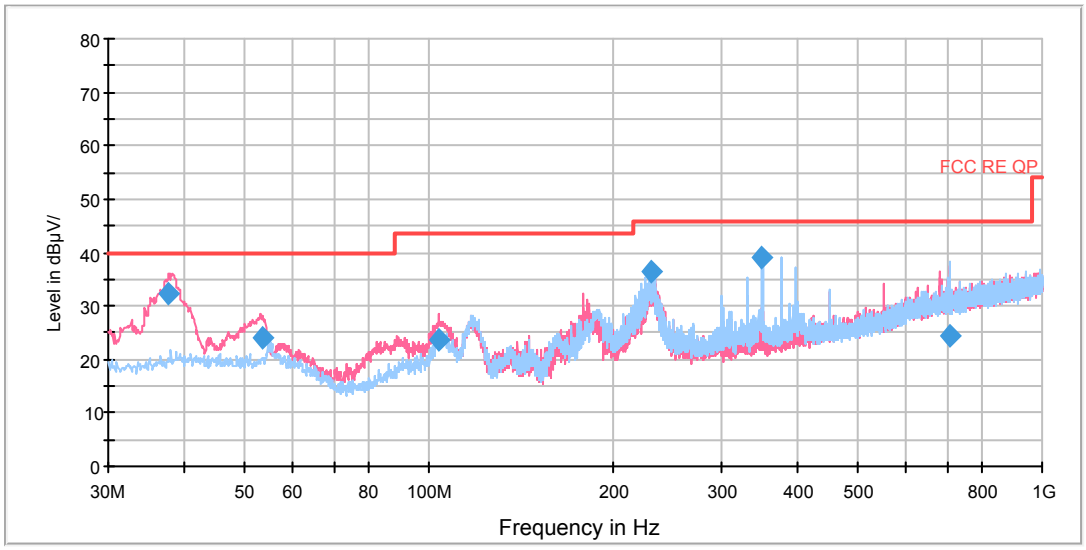

Radiates Emission from 30MHz to 1GHz

Frequency (MHz)	Quasi-Peak (dBuV/m)	Height (cm)	Polarization	Azimuth (deg)	Reading value (dBuV/m)	Correct Factor (dB)	Margin (dB)	Limit (dBuV/m)
37.638750	32.4	100.0	V	230.0	45.0	12.6	7.6	40.0
53.528750	23.9	100.0	V	214.0	36.7	12.8	16.1	40.0
104.002500	23.8	100.0	V	97.0	36.7	12.9	19.7	43.5
230.512500	36.5	100.0	H	291.0	49.8	13.3	9.5	46.0
349.978750	38.9	100.0	H	124.0	55.6	16.7	7.1	46.0
709.045000	24.6	114.0	H	0.0	47.6	23.0	21.4	46.0

Remark: 1. Quasi-Peak = Reading value + Correction factor

2. Correction Factor = Antenna factor+ Insertion loss(cable loss+amplifier gain)

3. Margin = Limit – Quasi-Peak

This report shall not be reproduced except in full, without the written approval of TA Technology (Shanghai) Co., Ltd.

Copy of RE 1G-7GHz PK+AV Class A

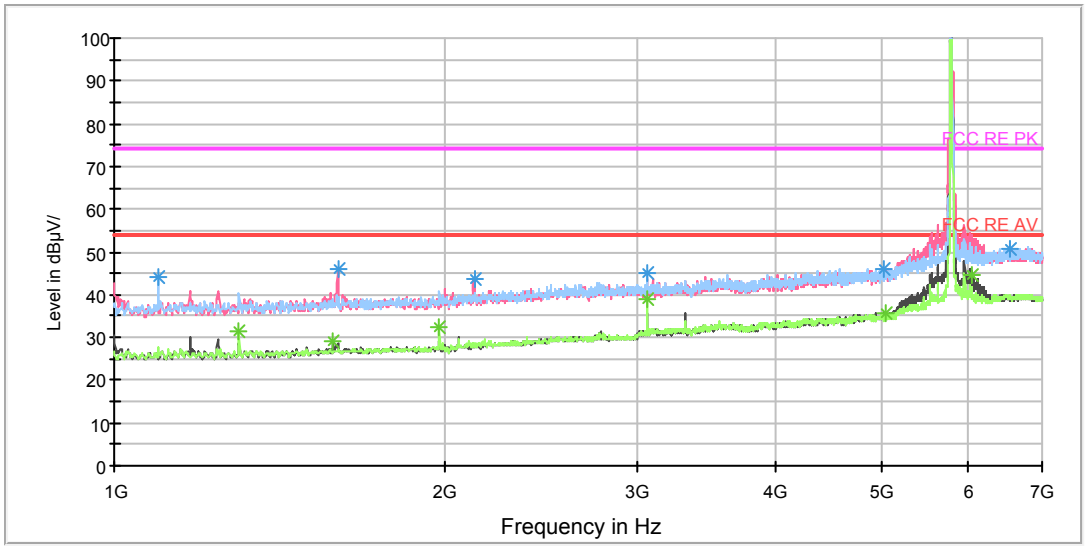

Note: The signal beyond the limit is carrier.
Radiates Emission from 1GHz to 7GHz

Frequency (MHz)	Peak (dBuV/m)	Height (cm)	Polarization	Azimuth (deg)	Reading value (dBuV/m)	Correct Factor (dB)	Margin (dB)	Limit (dBuV/m)
1097.500000	44.2	100.0	H	196.0	55.2	-11.0	29.8	74
1598.500000	45.9	100.0	V	181.0	54.9	-9.0	28.1	74
2128.000000	43.6	100.0	V	344.0	50.6	-7.0	30.4	74
3062.500000	45.1	100.0	H	24.0	48.8	-3.7	28.9	74
5021.500000	46.2	100.0	H	24.0	46.5	-0.3	27.8	74
6551.500000	50.7	100.0	V	181.0	56.0	5.3	23.3	74

Remark: 1. Correction Factor = Antenna factor+ Insertion loss (cable loss + amplifier gain)

Frequency (MHz)	Average (dBuV/m)	Height (cm)	Polarization	Azimuth (deg)	Reading value (dBuV/m)	Correct Factor (dB)	Margin (dB)	Limit (dBuV/m)
1300.000000	31.3	100.0	H	0.0	41.4	-10.1	22.7	54
1583.500000	29.0	100.0	V	0.0	38.0	-9.0	25.0	54
1979.500000	32.3	100.0	H	0.0	40.2	-7.9	21.7	54
3062.500000	39.0	100.0	H	24.0	42.7	-3.7	15.0	54
5033.500000	35.7	100.0	V	0.0	36.0	-0.3	18.3	54
6041.500000	44.5	100.0	V	131.0	47.5	3.0	9.5	54

Remark: 1. Correction Factor = Antenna factor+ Insertion loss (cable loss + amplifier gain)

This report shall not be reproduced except in full, without the written approval of TA Technology (Shanghai) Co., Ltd.

RE 3-18GHz PK+AV

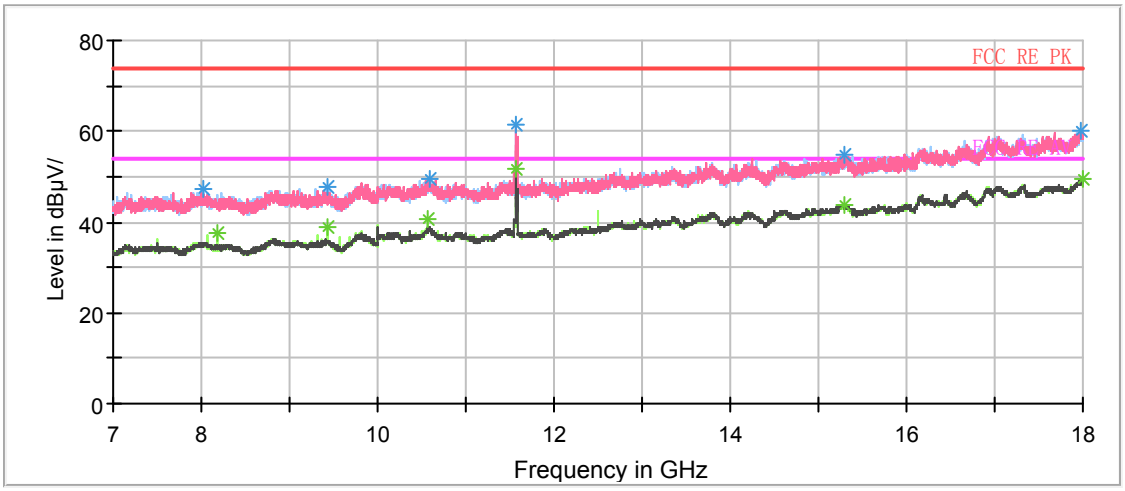

Radiates Emission from 7GHz to 18GHz

Frequency (MHz)	Peak (dBuV/m)	Height (cm)	Polarization	Azimuth (deg)	Reading value (dBuV/m)	Correct Factor (dB)	Margin (dB)	Limit (dBuV/m)
8186.625000	45.9	101.0	H	27.0	55.1	9.2	28.1	74
9436.500000	47.8	101.0	H	58.0	58.7	10.9	26.2	74
10562.625000	48.4	101.0	H	27.0	61.7	13.3	25.6	74
11565.000000	61.3	101.0	V	93.0	75.2	13.9	12.7	74
15302.250000	52.8	101.0	H	74.0	72.4	19.6	21.2	74
17998.625000	58.4	101.0	V	20.0	83.8	25.4	15.6	74

Remark: 1. Correction Factor = Antenna factor+ Insertion loss (cable loss + amplifier gain)

Frequency (MHz)	Average (dBuV/m)	Height (cm)	Polarization	Azimuth (deg)	Reading value (dBuV/m)	Correct Factor (dB)	Margin (dB)	Limit (dBuV/m)
8186.625000	37.5	101.0	H	27.0	46.7	9.2	16.5	54
9436.500000	39.1	101.0	H	58.0	50.0	10.9	14.9	54
10562.625000	40.6	101.0	H	27.0	53.9	13.3	13.4	54
11565.000000	51.5	101.0	V	93.0	65.4	13.9	2.5	54
15302.250000	44.0	101.0	H	74.0	63.6	19.6	10.0	54
17998.625000	49.5	101.0	V	20.0	74.9	25.4	4.5	54

Remark: 1. Correction Factor = Antenna factor+ Insertion loss (cable loss + amplifier gain)

This report shall not be reproduced except in full, without the written approval of TA Technology (Shanghai) Co., Ltd.

RE 18-26.5GHz PK+AV

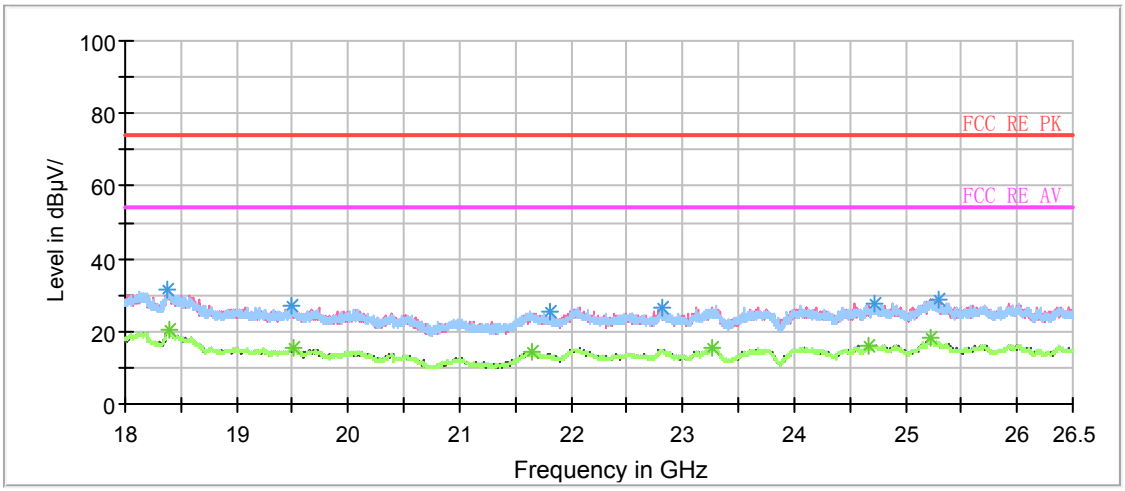

Radiates Emission from 18GHz to 26.5GHz

Frequency (MHz)	Peak (dBuV/m)	Polarization	Azimuth (deg)	Reading value (dBuV/m)	Correct Factor (dB)	Margin (dB)	Limit (dBuV/m)
18395.250000	30.2	H	104.0	35.1	-4.9	43.8	74
19506.625000	24.3	V	265.0	31.8	-7.5	49.7	74
21641.187500	24.9	V	239.0	34.0	-9.1	49.1	74
23263.625000	24.8	H	113.0	32.1	-7.3	49.2	74
24658.687500	25.9	H	138.0	32.9	-7.0	48.1	74
25232.437500	27.3	H	71.0	33.2	-5.9	46.7	74

Remark: 1. Correction Factor = Antenna factor+ Insertion loss (cable loss + amplifier gain)

Frequency (MHz)	Average (dBuV/m)	Polarization	Azimuth (deg)	Reading value (dBuV/m)	Correct Factor (dB)	Margin (dB)	Limit (dBuV/m)
18395.250000	20.4	H	104.0	25.3	-4.9	33.6	54
19506.625000	15.7	V	265.0	23.2	-7.5	38.3	54
21641.187500	14.4	V	239.0	23.5	-9.1	39.6	54
23263.625000	15.5	H	113.0	22.8	-7.3	38.5	54
24658.687500	16.1	H	138.0	23.1	-7.0	37.9	54
25232.437500	18.3	H	71.0	24.2	-5.9	35.7	54

Remark: 1. Correction Factor = Antenna factor+ Insertion loss (cable loss + amplifier gain)

This report shall not be reproduced except in full, without the written approval of TA Technology (Shanghai) Co., Ltd.

RE 26.5-40GHz PK+AV Class B

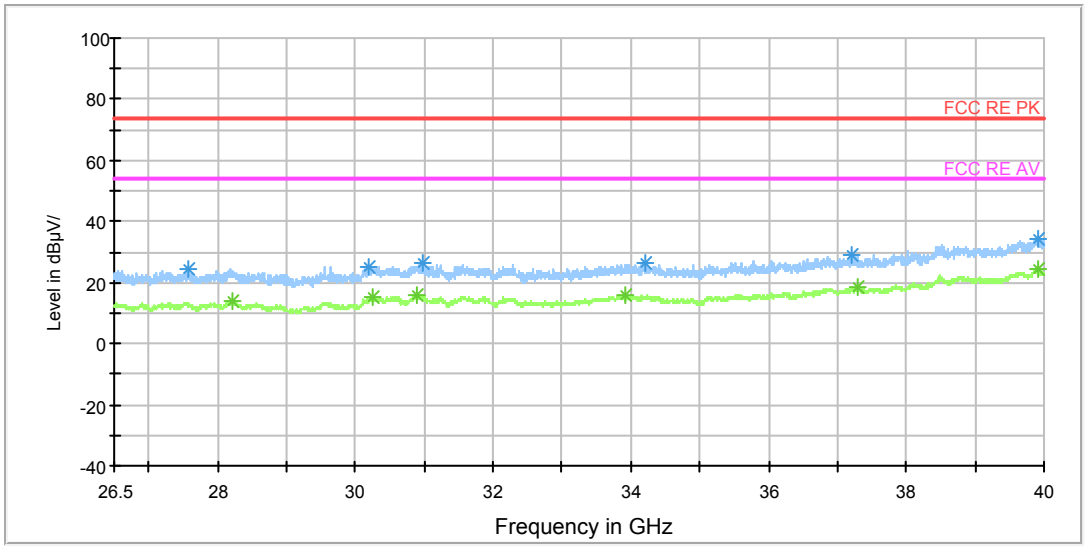

Radiates Emission from 26.5GHz to 40GHz

Frequency (MHz)	Peak (dBuV/m)	Height (cm)	Polarization	Azimuth (deg)	Reading value (dBuV/m)	Correct Factor (dB)	Margin (dB)	Limit (dBuV/m)
28211.125000	22.0	100.0	V	0.0	43.7	-21.7	52.0	74
30256.375000	23.7	100.0	V	0.0	45.5	-21.8	50.3	74
30897.625000	24.9	100.0	H	0.0	46.2	-21.3	49.1	74
33918.250000	24.4	100.0	V	0.0	45.9	-21.5	49.6	74
37300.000000	27.9	100.0	H	0.0	49.3	-21.4	46.1	74
39908.875000	33.4	100.0	V	0.0	53.8	-20.4	40.6	74

Remark: 1. Correction Factor = Antenna factor+ Insertion loss (cable loss + amplifier gain)

Frequency (MHz)	Average (dBuV/m)	Height (cm)	Polarization	Azimuth (deg)	Reading value (dBuV/m)	Correct Factor (dB)	Margin (dB)	Limit (dBuV/m)
28211.125000	14.2	100.0	V	0.0	35.9	-21.7	39.8	54
30256.375000	15.5	100.0	V	0.0	37.3	-21.8	38.5	54
30897.625000	15.9	100.0	H	0.0	37.2	-21.3	38.1	54
33918.250000	16.0	100.0	V	0.0	37.5	-21.5	38.0	54
37300.000000	18.5	100.0	H	0.0	39.9	-21.4	35.5	54
39908.875000	24.7	100.0	V	0.0	45.1	-20.4	29.3	54

Remark: 1. Correction Factor = Antenna factor+ Insertion loss (cable loss + amplifier gain)

This report shall not be reproduced except in full, without the written approval of TA Technology (Shanghai) Co., Ltd.

802.11a CH165

RE 0.03-1GHz QP Class B

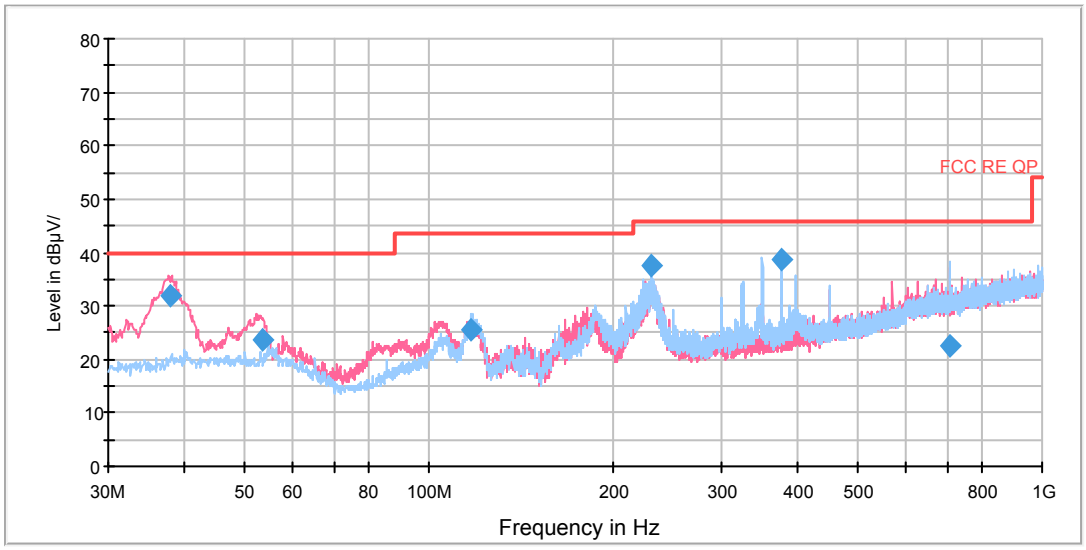

Radiates Emission from 30MHz to 1GHz

Frequency (MHz)	Quasi-Peak (dBuV/m)	Height (cm)	Polarization	Azimuth (deg)	Reading value (dBuV/m)	Correct Factor (dB)	Margin (dB)	Limit (dBuV/m)
37.798750	31.8	100.0	V	148.0	44.4	12.6	8.2	40.0
53.407500	23.8	100.0	V	312.0	36.6	12.8	16.2	40.0
117.263750	25.5	125.0	H	260.0	36.5	11.0	18.0	43.5
229.906250	37.5	125.0	H	295.0	50.7	13.2	8.5	46.0
374.996250	38.8	100.0	H	135.0	56.2	17.4	7.2	46.0
709.040000	22.5	114.0	H	28.0	45.5	23.0	23.5	46.0

Remark: 1. Quasi-Peak = Reading value + Correction factor

2. Correction Factor = Antenna factor+ Insertion loss(cable loss+amplifier gain)

3. Margin = Limit – Quasi-Peak

This report shall not be reproduced except in full, without the written approval of TA Technology (Shanghai) Co., Ltd.

Copy of RE 1G-7GHz PK+AV Class A

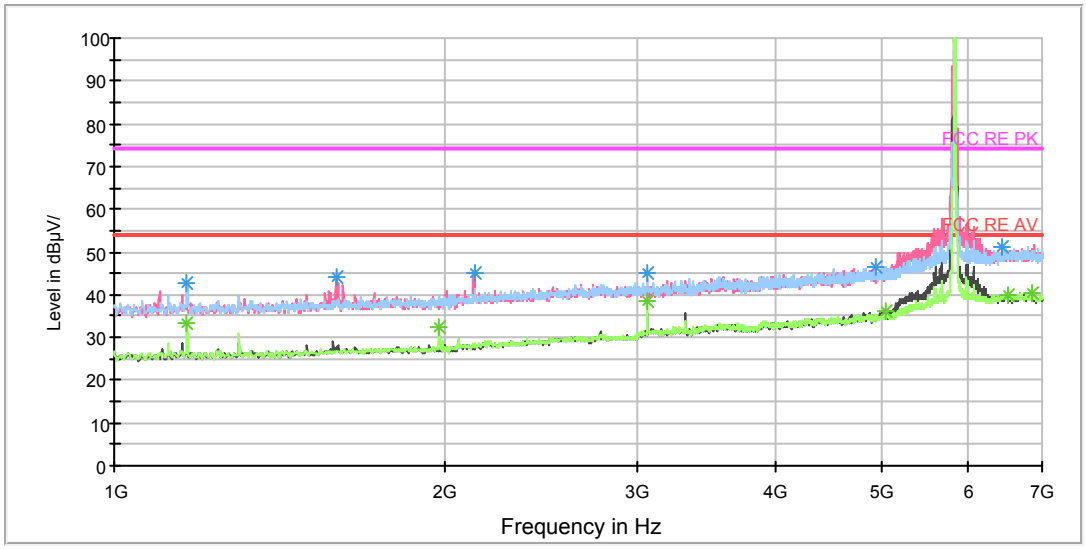

Note: The signal beyond the limit is carrier.
Radiates Emission from 1GHz to 7GHz

Frequency (MHz)	Peak (dBuV/m)	Height (cm)	Polarization	Azimuth (deg)	Reading value (dBuV/m)	Correct Factor (dB)	Margin (dB)	Limit (dBuV/m)
1165.000000	42.8	100.0	H	176.0	53.6	-10.8	31.2	74
1592.500000	44.3	100.0	V	56.0	53.3	-9.0	29.7	74
2131.000000	44.8	100.0	V	97.0	51.7	-6.9	29.2	74
3062.500000	45.0	100.0	H	24.0	48.7	-3.7	29.0	74
4936.000000	46.5	100.0	V	306.0	46.9	-0.4	27.5	74
6427.000000	50.9	100.0	H	83.0	56.0	5.1	23.1	74

Remark: 1. Correction Factor = Antenna factor+ Insertion loss (cable loss + amplifier gain)

Frequency (MHz)	Average (dBuV/m)	Height (cm)	Polarization	Azimuth (deg)	Reading value (dBuV/m)	Correct Factor (dB)	Margin (dB)	Limit (dBuV/m)
1165.000000	33.5	100.0	H	176.0	44.3	-10.8	20.5	54
1979.500000	32.4	100.0	H	0.0	40.3	-7.9	21.6	54
3062.500000	38.4	100.0	H	24.0	42.1	-3.7	15.6	54
5039.500000	36.0	100.0	V	296.0	36.3	-0.3	18.0	54
6530.500000	39.8	100.0	V	0.0	45.1	5.3	14.2	54
6862.000000	40.1	100.0	V	0.0	45.1	5.0	13.9	54

Remark: 1. Correction Factor = Antenna factor+ Insertion loss (cable loss + amplifier gain)

This report shall not be reproduced except in full, without the written approval of TA Technology (Shanghai) Co., Ltd.

RE 3-18GHz PK+AV

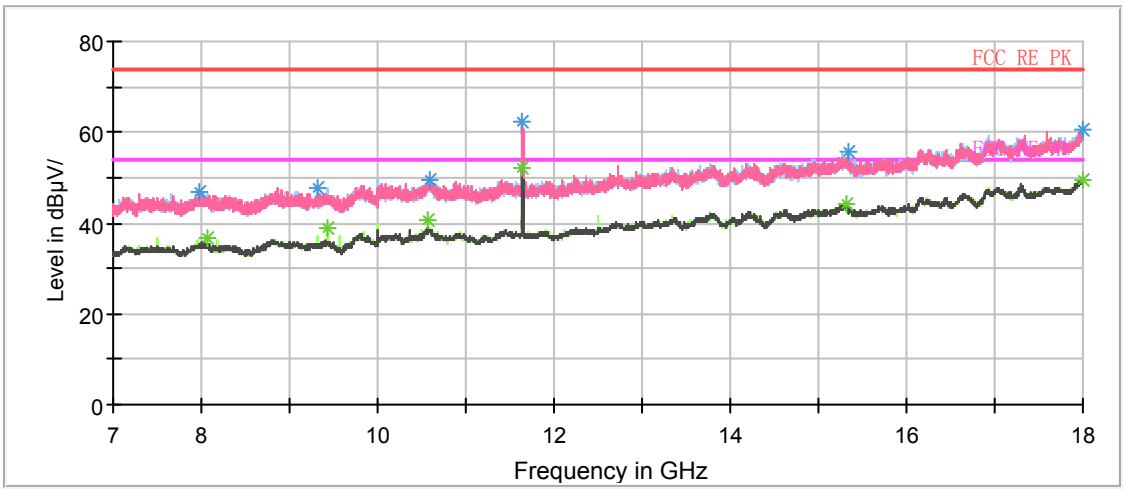

Radiates Emission from 7GHz to 18GHz

Frequency (MHz)	Peak (dBuV/m)	Height (cm)	Polarization	Azimuth (deg)	Reading value (dBuV/m)	Correct Factor (dB)	Margin (dB)	Limit (dBuV/m)
8061.500000	45.7	101.0	H	89.0	54.4	8.7	28.3	74
9436.500000	47.5	101.0	H	57.0	58.4	10.9	26.5	74
10562.625000	48.1	101.0	H	27.0	61.4	13.3	25.9	74
11643.375000	61.1	101.0	V	93.0	74.7	13.6	12.9	74
15316.000000	54.2	101.0	H	11.0	73.7	19.5	19.8	74
18000.000000	58.0	101.0	H	173.0	83.4	25.4	16.0	74

Remark: 1. Correction Factor = Antenna factor+ Insertion loss (cable loss + amplifier gain)

Frequency (MHz)	Average (dBuV/m)	Height (cm)	Polarization	Azimuth (deg)	Reading value (dBuV/m)	Correct Factor (dB)	Margin (dB)	Limit (dBuV/m)
8061.500000	36.7	101.0	H	89.0	45.4	8.7	17.3	54
9436.500000	39.0	101.0	H	57.0	49.9	10.9	15.0	54
10562.625000	40.6	101.0	H	27.0	53.9	13.3	13.4	54
11643.375000	52.0	101.0	V	93.0	65.6	13.6	2.0	54
15316.000000	44.0	101.0	H	11.0	63.5	19.5	10.0	54
18000.000000	49.7	101.0	H	173.0	75.1	25.4	4.3	54

Remark: 1. Correction Factor = Antenna factor+ Insertion loss (cable loss + amplifier gain)

This report shall not be reproduced except in full, without the written approval of TA Technology (Shanghai) Co., Ltd.

RE 18-26.5GHz PK+AV

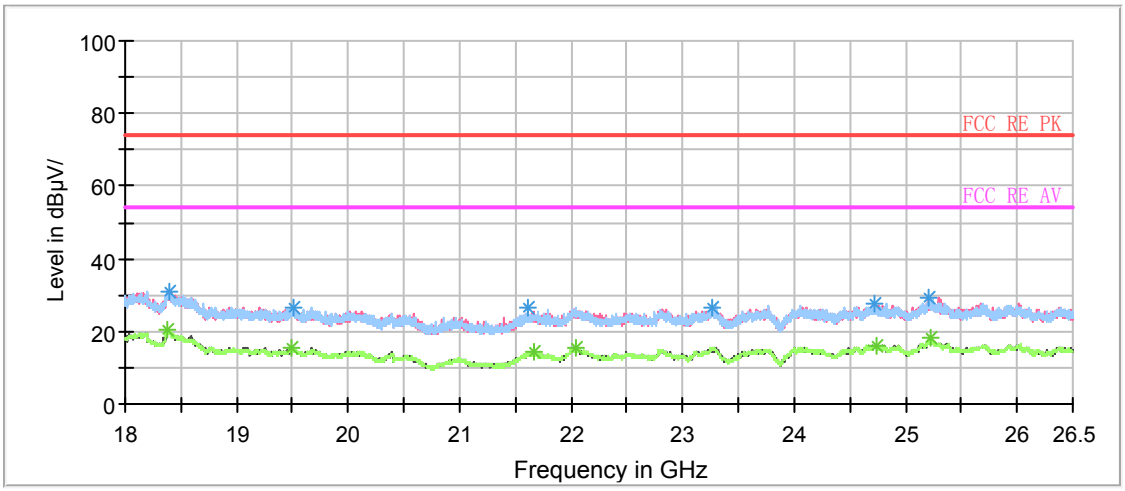

Radiates Emission from 18GHz to 26.5GHz

Frequency (MHz)	Peak (dBuV/m)	Polarization	Azimuth (deg)	Reading value (dBuV/m)	Correct Factor (dB)	Margin (dB)	Limit (dBuV/m)
18368.687500	29.8	V	0.0	34.6	-4.8	44.2	74
19499.187500	24.8	V	63.0	32.3	-7.5	49.2	74
21659.250000	23.8	V	0.0	33.0	-9.2	50.2	74
22049.187500	24.5	V	140.0	32.6	-8.1	49.5	74
24733.062500	25.4	V	132.0	31.7	-6.3	48.6	74
25230.312500	27.0	H	5.0	32.9	-5.9	47.0	74

Remark: 1. Correction Factor = Antenna factor+ Insertion loss (cable loss + amplifier gain)

Frequency (MHz)	Average (dBuV/m)	Polarization	Azimuth (deg)	Reading value (dBuV/m)	Correct Factor (dB)	Margin (dB)	Limit (dBuV/m)
18368.687500	20.2	V	0.0	25.0	-4.8	33.8	54
19499.187500	15.6	V	63.0	23.1	-7.5	38.4	54
21659.250000	14.4	V	0.0	23.6	-9.2	39.6	54
22049.187500	15.6	V	140.0	23.7	-8.1	38.4	54
24733.062500	16.3	V	132.0	22.6	-6.3	37.7	54
25230.312500	18.0	H	5.0	23.9	-5.9	36.0	54

Remark: 1. Correction Factor = Antenna factor+ Insertion loss (cable loss + amplifier gain)

This report shall not be reproduced except in full, without the written approval of TA Technology (Shanghai) Co., Ltd.

RE 26.5-40GHz PK+AV Class B

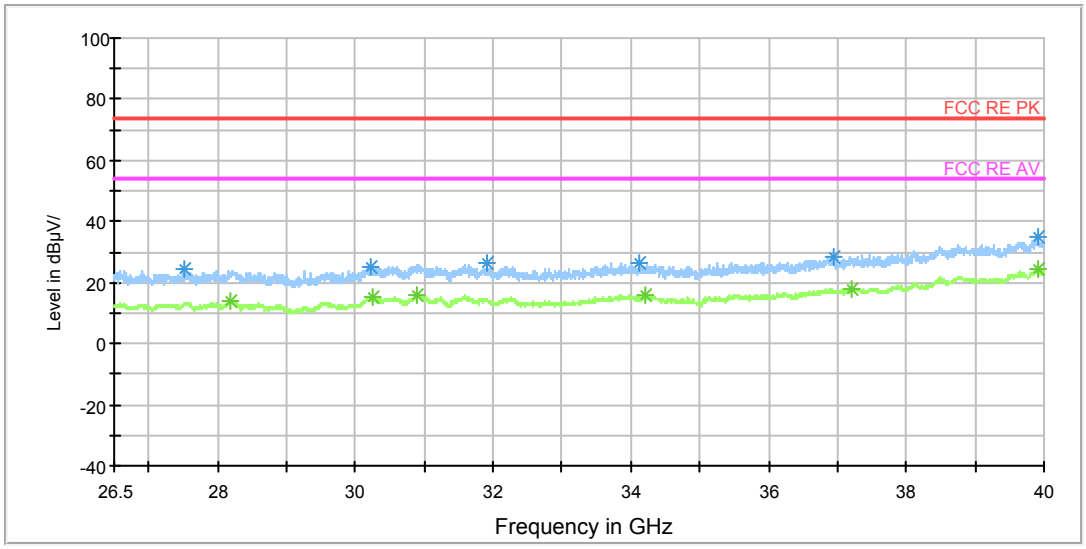

Radiates Emission from 26.5GHz to 40GHz

Frequency (MHz)	Peak (dBuV/m)	Height (cm)	Polarization	Azimuth (deg)	Reading value (dBuV/m)	Correct Factor (dB)	Margin (dB)	Limit (dBuV/m)
28180.750000	21.5	100.0	V	0.0	43.1	-21.6	52.5	74
30249.625000	23.1	100.0	H	0.0	44.9	-21.8	50.9	74
30884.125000	25.8	100.0	V	0.0	47.1	-21.3	48.2	74
34211.875000	24.4	100.0	H	0.0	45.7	-21.3	49.6	74
37215.625000	26.2	100.0	V	0.0	47.6	-21.4	47.8	74
39898.750000	31.7	100.0	V	0.0	52.1	-20.4	42.3	74

Remark: 1. Correction Factor = Antenna factor+ Insertion loss (cable loss + amplifier gain)

Frequency (MHz)	Average (dBuV/m)	Height (cm)	Polarization	Azimuth (deg)	Reading value (dBuV/m)	Correct Factor (dB)	Margin (dB)	Limit (dBuV/m)
28180.750000	13.9	100.0	V	0.0	35.5	-21.6	40.1	54
30249.625000	15.2	100.0	H	0.0	37.0	-21.8	38.8	54
30884.125000	16.0	100.0	V	0.0	37.3	-21.3	38.0	54
34211.875000	16.0	100.0	H	0.0	37.3	-21.3	38.0	54
37215.625000	18.1	100.0	V	0.0	39.5	-21.4	35.9	54
39898.750000	24.6	100.0	V	0.0	45.0	-20.4	29.4	54

Remark: 1. Correction Factor = Antenna factor+ Insertion loss (cable loss + amplifier gain)

This report shall not be reproduced except in full, without the written approval of TA Technology (Shanghai) Co., Ltd.

802.11n HT20 CH149

RE 0.03-1GHz QP Class B

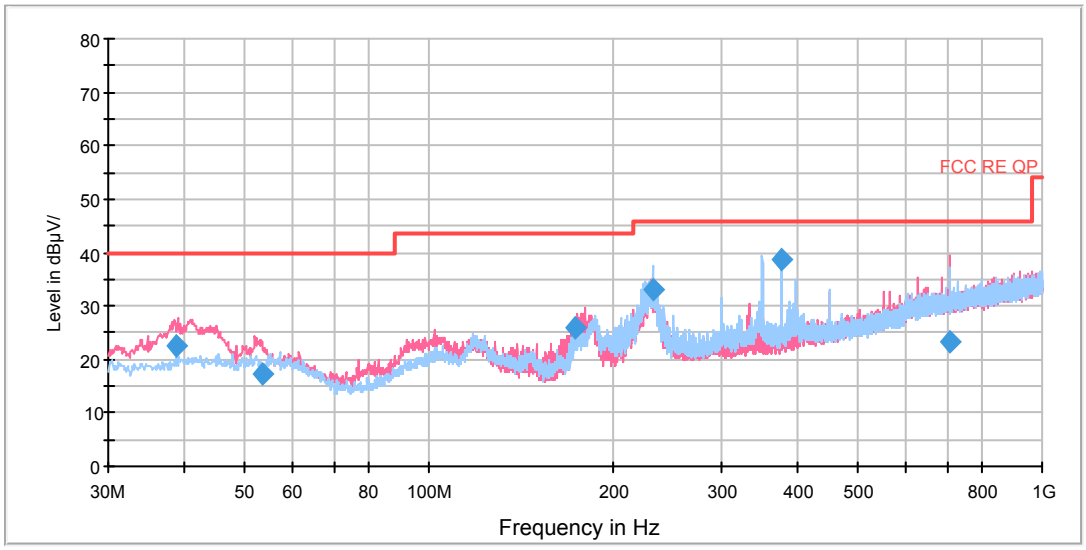

Radiates Emission from 30MHz to 1GHz

Frequency (MHz)	Quasi-Peak (dBuV/m)	Height (cm)	Polarization	Azimuth (deg)	Reading value (dBuV/m)	Correct Factor (dB)	Margin (dB)	Limit (dBuV/m)
38.772500	22.5	100.0	V	178.0	35.4	12.9	17.5	40.0
53.447500	17.3	100.0	V	80.0	30.1	12.8	22.7	40.0
173.675000	26.0	100.0	V	316.0	36.5	10.5	17.5	43.5
231.557500	32.9	114.0	H	54.0	46.2	13.3	13.1	46.0
374.996250	38.8	100.0	H	135.0	56.2	17.4	7.2	46.0
708.998750	23.2	125.0	V	290.0	46.2	23.0	22.8	46.0

Remark: 1. Quasi-Peak = Reading value + Correction factor

2. Correction Factor = Antenna factor+ Insertion loss(cable loss+amplifier gain)

3. Margin = Limit – Quasi-Peak

This report shall not be reproduced except in full, without the written approval of TA Technology (Shanghai) Co., Ltd.

Copy of RE 1G-7GHz PK+AV Class A

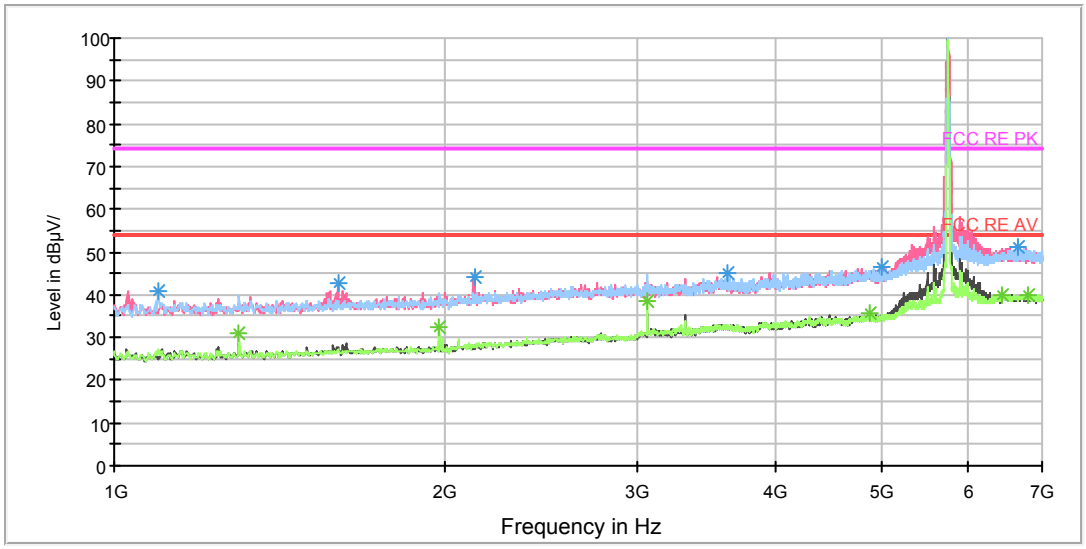

Note: The signal beyond the limit is carrier.
Radiates Emission from 1GHz to 7GHz

Frequency (MHz)	Peak (dBuV/m)	Height (cm)	Polarization	Azimuth (deg)	Reading value (dBuV/m)	Correct Factor (dB)	Margin (dB)	Limit (dBuV/m)
1096.000000	41.1	100.0	H	205.0	52.1	-11.0	32.9	74
1598.500000	42.5	100.0	V	36.0	51.5	-9.0	31.5	74
2129.500000	44.3	100.0	V	0.0	51.2	-6.9	29.7	74
3619.000000	45.1	100.0	H	205.0	47.7	-2.6	28.9	74
4999.000000	46.5	100.0	H	195.0	46.8	-0.3	27.5	74
6656.500000	51.0	100.0	H	5.0	56.0	5.0	23.0	74

Remark: 1. Correction Factor = Antenna factor+ Insertion loss (cable loss + amplifier gain)

Frequency (MHz)	Average (dBuV/m)	Height (cm)	Polarization	Azimuth (deg)	Reading value (dBuV/m)	Correct Factor (dB)	Margin (dB)	Limit (dBuV/m)
1300.000000	31.0	100.0	H	0.0	41.1	-10.1	23.0	54
1979.500000	32.2	100.0	H	5.0	40.1	-7.9	21.8	54
3062.500000	38.7	100.0	H	22.0	42.4	-3.7	15.3	54
4886.500000	35.5	100.0	V	357.0	36.0	-0.5	18.5	54
6445.000000	39.8	100.0	H	82.0	45.0	5.2	14.2	54
6803.500000	39.8	100.0	V	343.0	44.8	5.0	14.2	54

Remark: 1. Correction Factor = Antenna factor+ Insertion loss (cable loss + amplifier gain)

This report shall not be reproduced except in full, without the written approval of TA Technology (Shanghai) Co., Ltd.

RE 3-18GHz PK+AV

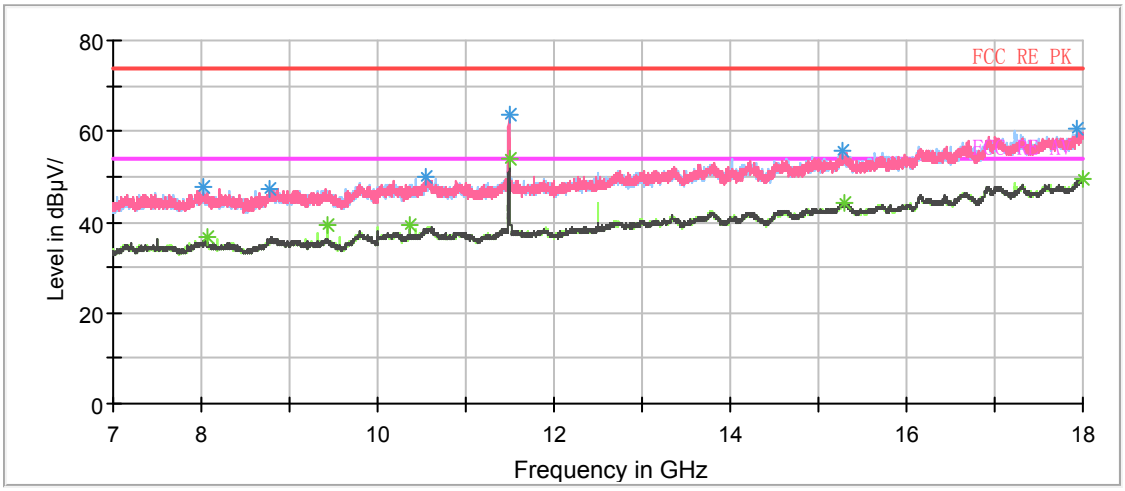

Radiates Emission from 7GHz to 18GHz

Frequency (MHz)	Peak (dBuV/m)	Height (cm)	Polarization	Azimuth (deg)	Reading value (dBuV/m)	Correct Factor (dB)	Margin (dB)	Limit (dBuV/m)
8061.500000	45.4	101.0	H	337.0	54.1	8.7	28.6	74
9436.500000	47.0	101.0	H	51.0	57.9	10.9	27.0	74
10359.125000	48.1	101.0	H	258.0	59.6	11.5	25.9	74
11490.750000	63.6	101.0	V	86.0	77.5	13.9	10.4	74
15305.000000	55.3	101.0	H	272.0	74.8	19.5	18.7	74
17998.625000	59.3	101.0	H	0.0	84.7	25.4	14.7	74

Remark: 1. Correction Factor = Antenna factor+ Insertion loss (cable loss + amplifier gain)

Frequency (MHz)	Average (dBuV/m)	Height (cm)	Polarization	Azimuth (deg)	Reading value (dBuV/m)	Correct Factor (dB)	Margin (dB)	Limit (dBuV/m)
8061.500000	36.5	101.0	H	337.0	45.2	8.7	17.5	54
9436.500000	39.3	101.0	H	51.0	50.2	10.9	14.7	54
10359.125000	39.5	101.0	H	258.0	51.0	11.5	14.5	54
11490.750000	53.7	101.0	V	86.0	67.6	13.9	0.3	54
15305.000000	44.2	101.0	H	272.0	63.7	19.5	9.8	54
17998.625000	49.5	101.0	H	0.0	74.9	25.4	4.5	54

Remark: 1. Correction Factor = Antenna factor+ Insertion loss (cable loss + amplifier gain)

This report shall not be reproduced except in full, without the written approval of TA Technology (Shanghai) Co., Ltd.

RE 18-26.5GHz PK+AV

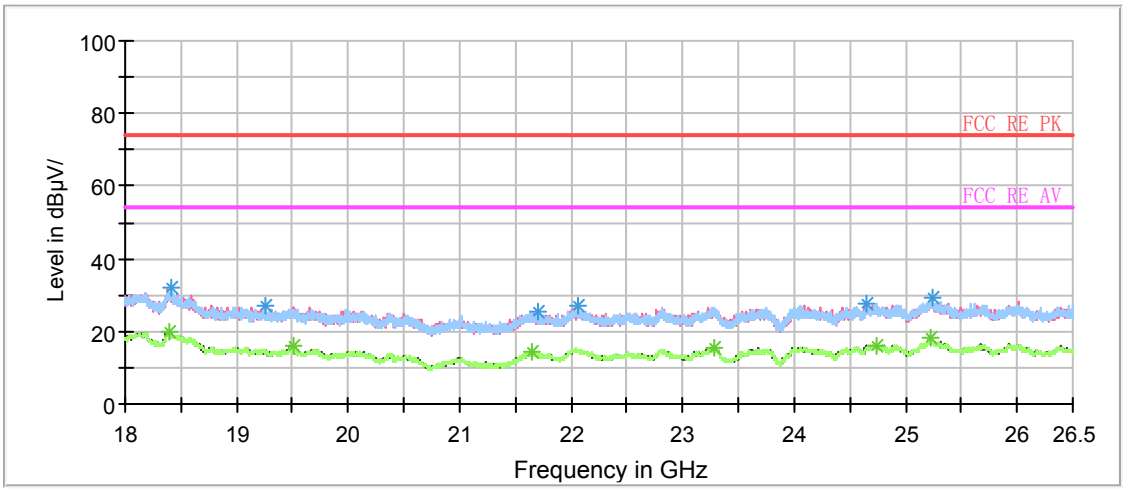

Radiates Emission from 18GHz to 26.5GHz

Frequency (MHz)	Peak (dBuV/m)	Polarization	Azimuth (deg)	Reading value (dBuV/m)	Correct Factor (dB)	Margin (dB)	Limit (dBuV/m)
18389.937500	29.9	V	194.0	34.8	-4.9	44.1	74
19505.562500	25.3	V	0.0	32.8	-7.5	48.7	74
21641.187500	23.9	H	162.0	33.0	-9.1	50.1	74
23280.625000	24.9	V	341.0	32.0	-7.1	49.1	74
24739.437500	25.2	V	260.0	31.6	-6.4	48.8	74
25226.062500	28.4	V	251.0	34.3	-5.9	45.6	74

Remark: 1. Correction Factor = Antenna factor+ Insertion loss (cable loss + amplifier gain)

Frequency (MHz)	Average (dBuV/m)	Polarization	Azimuth (deg)	Reading value (dBuV/m)	Correct Factor (dB)	Margin (dB)	Limit (dBuV/m)
18389.937500	20.0	V	194.0	24.9	-4.9	34.0	54
19505.562500	15.8	V	0.0	23.3	-7.5	38.2	54
21641.187500	14.2	H	162.0	23.3	-9.1	39.8	54
23280.625000	15.7	V	341.0	22.8	-7.1	38.3	54
24739.437500	16.3	V	260.0	22.7	-6.4	37.7	54
25226.062500	18.2	V	251.0	24.1	-5.9	35.8	54

Remark: 1. Correction Factor = Antenna factor+ Insertion loss (cable loss + amplifier gain)

This report shall not be reproduced except in full, without the written approval of TA Technology (Shanghai) Co., Ltd.

RE 26.5-40GHz PK+AV Class B

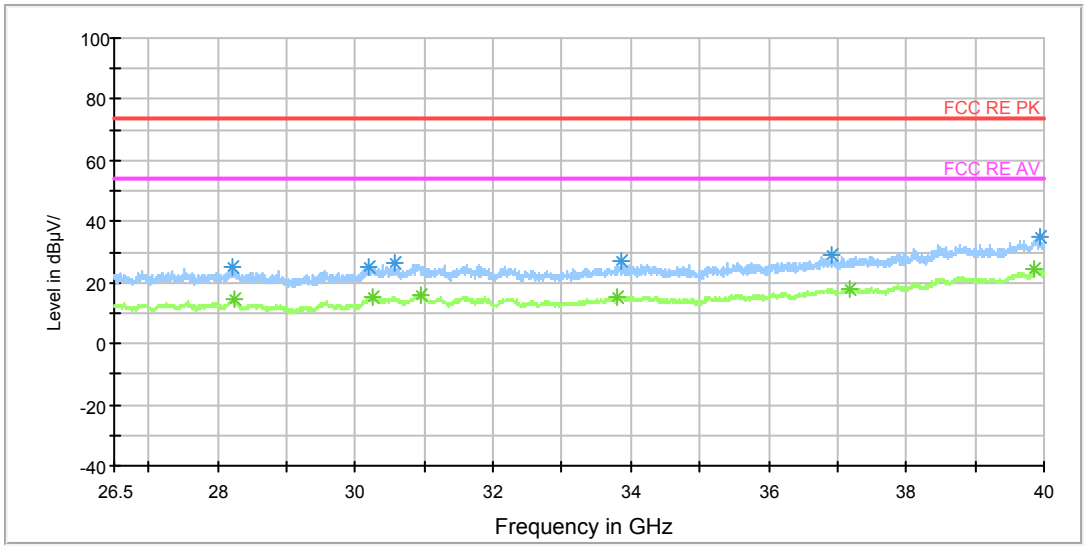

Radiates Emission from 26.5GHz to 40GHz

Frequency (MHz)	Peak (dBuV/m)	Height (cm)	Polarization	Azimuth (deg)	Reading value (dBuV/m)	Correct Factor (dB)	Margin (dB)	Limit (dBuV/m)
28231.375000	24.4	100.0	H	0.0	46.1	-21.7	49.6	74
30263.125000	23.8	100.0	H	0.0	45.6	-21.8	50.2	74
30944.875000	25.1	100.0	H	0.0	46.3	-21.2	48.9	74
33803.500000	23.5	100.0	H	0.0	45.1	-21.6	50.5	74
37181.875000	27.0	100.0	V	0.0	48.4	-21.4	47.0	74
39868.375000	32.9	100.0	V	0.0	53.3	-20.4	41.1	74

Remark: 1. Correction Factor = Antenna factor+ Insertion loss (cable loss + amplifier gain)

Frequency (MHz)	Average (dBuV/m)	Height (cm)	Polarization	Azimuth (deg)	Reading value (dBuV/m)	Correct Factor (dB)	Margin (dB)	Limit (dBuV/m)
28231.375000	14.2	100.0	H	0.0	35.9	-21.7	39.8	54
30263.125000	15.1	100.0	H	0.0	36.9	-21.8	38.9	54
30944.875000	16.2	100.0	H	0.0	37.4	-21.2	37.8	54
33803.500000	15.5	100.0	H	0.0	37.1	-21.6	38.5	54
37181.875000	18.0	100.0	V	0.0	39.4	-21.4	36.0	54
39868.375000	24.7	100.0	V	0.0	45.1	-20.4	29.3	54

Remark: 1. Correction Factor = Antenna factor+ Insertion loss (cable loss + amplifier gain)

This report shall not be reproduced except in full, without the written approval of TA Technology (Shanghai) Co., Ltd.

802.11n HT20 CH157

RE 0.03-1GHz QP Class B

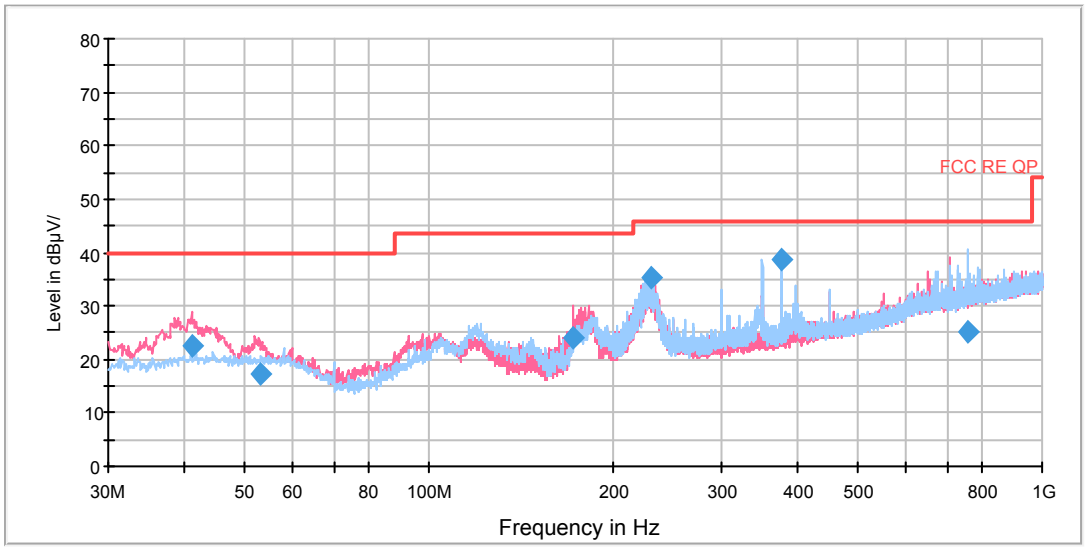

Radiates Emission from 30MHz to 1GHz

Frequency (MHz)	Quasi-Peak (dBuV/m)	Height (cm)	Polarization	Azimuth (deg)	Reading value (dBuV/m)	Correct Factor (dB)	Margin (dB)	Limit (dBuV/m)
41.193750	22.5	100.0	V	204.0	35.7	13.2	17.5	40.0
53.286250	17.3	100.0	V	252.0	30.1	12.8	22.7	40.0
172.543750	24.2	189.0	V	11.0	34.6	10.4	19.3	43.5
229.900000	35.4	125.0	H	296.0	48.6	13.2	10.6	46.0
374.996250	38.8	100.0	H	136.0	56.2	17.4	7.2	46.0
758.512500	25.0	100.0	H	0.0	48.8	23.8	21.0	46.0

Remark: 1. Quasi-Peak = Reading value + Correction factor

2. Correction Factor = Antenna factor+ Insertion loss(cable loss+amplifier gain)

3. Margin = Limit – Quasi-Peak

This report shall not be reproduced except in full, without the written approval of TA Technology (Shanghai) Co., Ltd.

Copy of RE 1G-7GHz PK+AV Class A

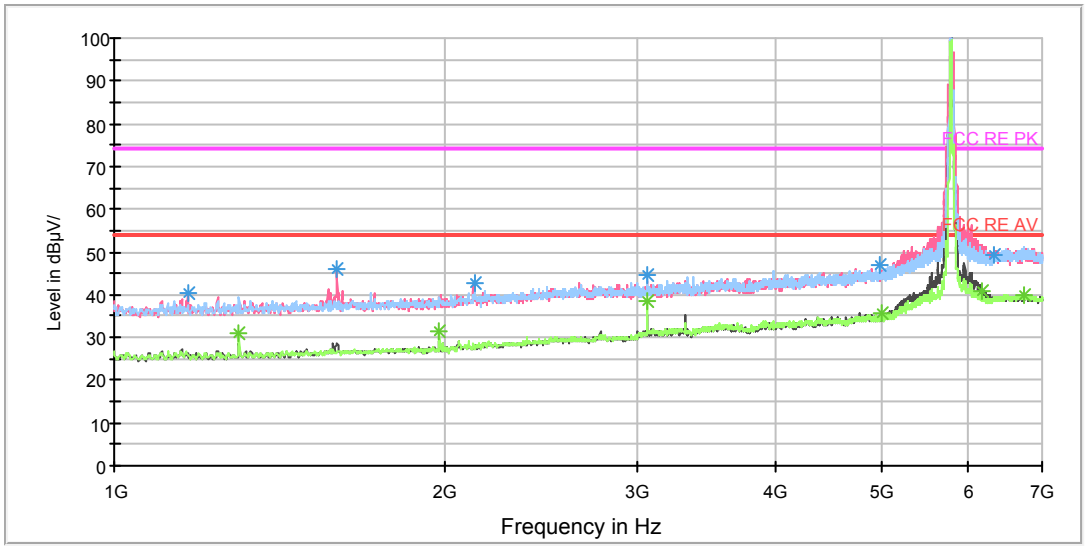

Note: The signal beyond the limit is carrier.
Radiates Emission from 1GHz to 7GHz

Frequency (MHz)	Peak (dBuV/m)	Height (cm)	Polarization	Azimuth (deg)	Reading value (dBuV/m)	Correct Factor (dB)	Margin (dB)	Limit (dBuV/m)
1166.500000	40.2	100.0	V	356.0	51.0	-10.8	33.8	74
1595.500000	46.1	100.0	V	0.0	55.1	-9.0	27.9	74
2132.500000	42.5	100.0	V	98.0	49.4	-6.9	31.5	74
3062.500000	44.7	100.0	H	23.0	48.4	-3.7	29.3	74
4975.000000	46.8	100.0	H	0.0	47.2	-0.4	27.2	74
6334.000000	49.3	100.0	V	348.0	53.9	4.6	24.7	74

Remark: 1. Correction Factor = Antenna factor+ Insertion loss (cable loss + amplifier gain)

Frequency (MHz)	Average (dBuV/m)	Height (cm)	Polarization	Azimuth (deg)	Reading value (dBuV/m)	Correct Factor (dB)	Margin (dB)	Limit (dBuV/m)
1300.000000	30.8	100.0	H	0.0	40.9	-10.1	23.2	54
1979.500000	31.4	100.0	H	346.0	39.3	-7.9	22.6	54
3062.500000	38.7	100.0	H	23.0	42.4	-3.7	15.3	54
5000.500000	35.8	100.0	V	287.0	36.1	-0.3	18.2	54
6172.000000	41.0	100.0	V	150.0	44.7	3.7	13.0	54
6749.500000	40.0	100.0	H	23.0	45.0	5.0	14.0	54

Remark: 1. Correction Factor = Antenna factor+ Insertion loss (cable loss + amplifier gain)

This report shall not be reproduced except in full, without the written approval of TA Technology (Shanghai) Co., Ltd.

RE 3-18GHz PK+AV

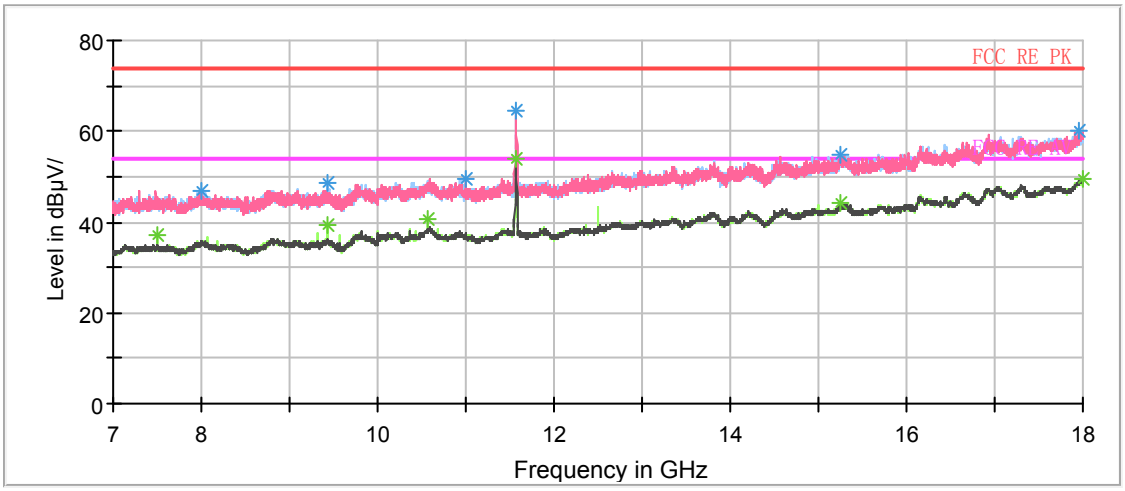

Radiates Emission from 7GHz to 18GHz

Frequency (MHz)	Peak (dBuV/m)	Height (cm)	Polarization	Azimuth (deg)	Reading value (dBuV/m)	Correct Factor (dB)	Margin (dB)	Limit (dBuV/m)
7499.125000	45.3	101.0	H	48.0	53.0	7.7	28.7	74
9436.500000	48.4	101.0	H	48.0	59.3	10.9	25.6	74
10562.625000	48.8	101.0	H	79.0	62.1	13.3	25.2	74
11571.875000	64.4	101.0	V	91.0	78.3	13.9	9.6	74
15252.750000	54.2	101.0	V	76.0	73.9	19.7	19.8	74
17998.625000	59.6	101.0	H	180.0	85.0	25.4	14.4	74

Remark: 1. Correction Factor = Antenna factor+ Insertion loss (cable loss + amplifier gain)

Frequency (MHz)	Average (dBuV/m)	Height (cm)	Polarization	Azimuth (deg)	Reading value (dBuV/m)	Correct Factor (dB)	Margin (dB)	Limit (dBuV/m)
7499.125000	37.1	101.0	H	48.0	44.8	7.7	16.9	54
9436.500000	39.2	101.0	H	48.0	50.1	10.9	14.8	54
10562.625000	40.6	101.0	H	79.0	53.9	13.3	13.4	54
11571.875000	53.8	101.0	V	91.0	67.7	13.9	0.2	54
15252.750000	44.0	101.0	V	76.0	63.7	19.7	10.0	54
17998.625000	49.6	101.0	H	180.0	75.0	25.4	4.4	54

Remark: 1. Correction Factor = Antenna factor+ Insertion loss (cable loss + amplifier gain)

This report shall not be reproduced except in full, without the written approval of TA Technology (Shanghai) Co., Ltd.

RE 18-26.5GHz PK+AV

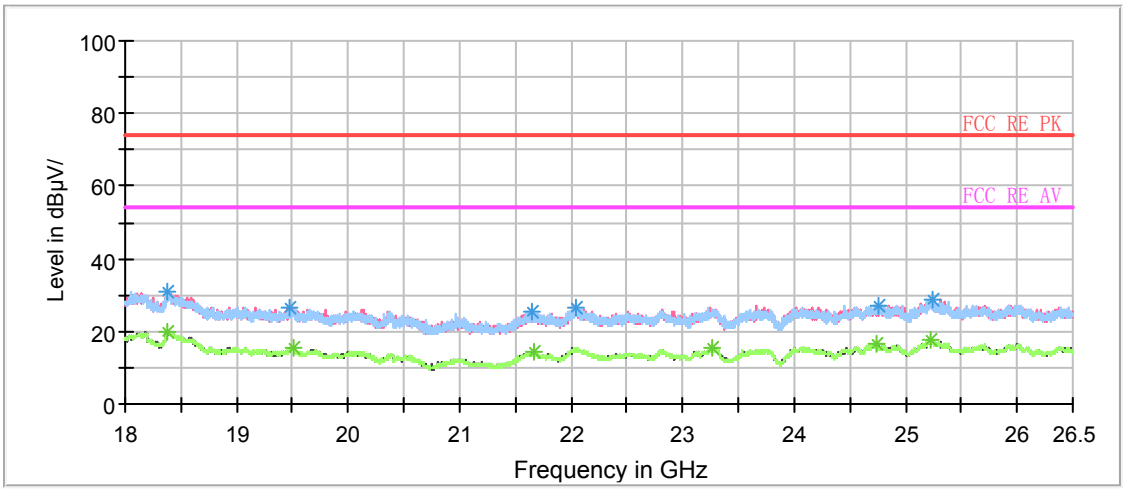

Radiates Emission from 18GHz to 26.5GHz

Frequency (MHz)	Peak (dBuV/m)	Polarization	Azimuth (deg)	Reading value (dBuV/m)	Correct Factor (dB)	Margin (dB)	Limit (dBuV/m)
18385.687500	29.4	H	95.0	34.2	-4.8	44.6	74
19502.375000	25.5	V	347.0	33.0	-7.5	48.5	74
21662.437500	22.9	H	144.0	32.2	-9.3	51.1	74
23261.500000	24.2	V	322.0	31.6	-7.4	49.8	74
24738.375000	26.5	H	70.0	32.9	-6.4	47.5	74
25223.937500	27.9	V	339.0	33.8	-5.9	46.1	74

Remark: 1. Correction Factor = Antenna factor+ Insertion loss (cable loss + amplifier gain)

Frequency (MHz)	Average (dBuV/m)	Polarization	Azimuth (deg)	Reading value (dBuV/m)	Correct Factor (dB)	Margin (dB)	Limit (dBuV/m)
18385.687500	20.1	H	95.0	24.9	-4.8	33.9	54
19502.375000	15.5	V	347.0	23.0	-7.5	38.5	54
21662.437500	14.2	H	144.0	23.5	-9.3	39.8	54
23261.500000	15.7	V	322.0	23.1	-7.4	38.3	54
24738.375000	16.5	H	70.0	22.9	-6.4	37.5	54
25223.937500	17.8	V	339.0	23.7	-5.9	36.2	54

Remark: 1. Correction Factor = Antenna factor+ Insertion loss (cable loss + amplifier gain)

This report shall not be reproduced except in full, without the written approval of TA Technology (Shanghai) Co., Ltd.

RE 26.5-40GHz PK+AV Class B

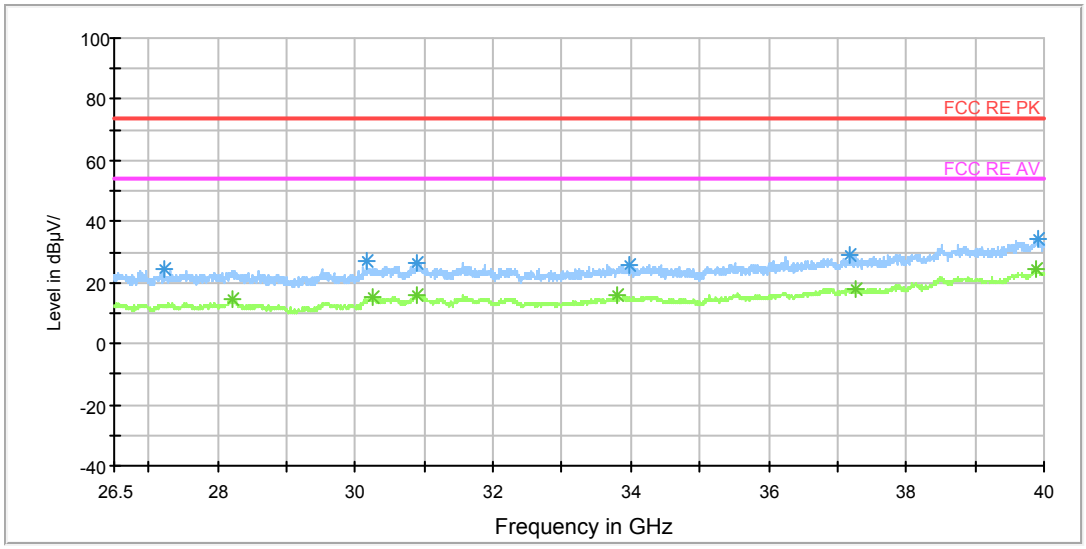

Radiates Emission from 26.5GHz to 40GHz

Frequency (MHz)	Peak (dBuV/m)	Height (cm)	Polarization	Azimuth (deg)	Reading value (dBuV/m)	Correct Factor (dB)	Margin (dB)	Limit (dBuV/m)
28207.750000	24.0	100.0	H	0.0	45.7	-21.7	50.0	74
30242.875000	22.3	100.0	H	0.0	44.1	-21.8	51.7	74
30897.625000	24.6	100.0	H	0.0	45.9	-21.3	49.4	74
33803.500000	24.3	100.0	H	0.0	45.9	-21.6	49.7	74
37256.125000	27.3	100.0	H	0.0	48.7	-21.4	46.7	74
39888.625000	32.4	100.0	V	0.0	52.8	-20.4	41.6	74

Remark: 1. Correction Factor = Antenna factor+ Insertion loss (cable loss + amplifier gain)

Frequency (MHz)	Average (dBuV/m)	Height (cm)	Polarization	Azimuth (deg)	Reading value (dBuV/m)	Correct Factor (dB)	Margin (dB)	Limit (dBuV/m)
28207.750000	14.3	100.0	H	0.0	36.0	-21.7	39.7	54
30242.875000	15.5	100.0	H	0.0	37.3	-21.8	38.5	54
30897.625000	16.1	100.0	H	0.0	37.4	-21.3	37.9	54
33803.500000	15.7	100.0	H	0.0	37.3	-21.6	38.3	54
37256.125000	18.1	100.0	H	0.0	39.5	-21.4	35.9	54
39888.625000	24.5	100.0	V	0.0	44.9	-20.4	29.5	54

Remark: 1. Correction Factor = Antenna factor+ Insertion loss (cable loss + amplifier gain)

This report shall not be reproduced except in full, without the written approval of TA Technology (Shanghai) Co., Ltd.

802.11n HT20 CH165

RE 0.03-1GHz QP Class B

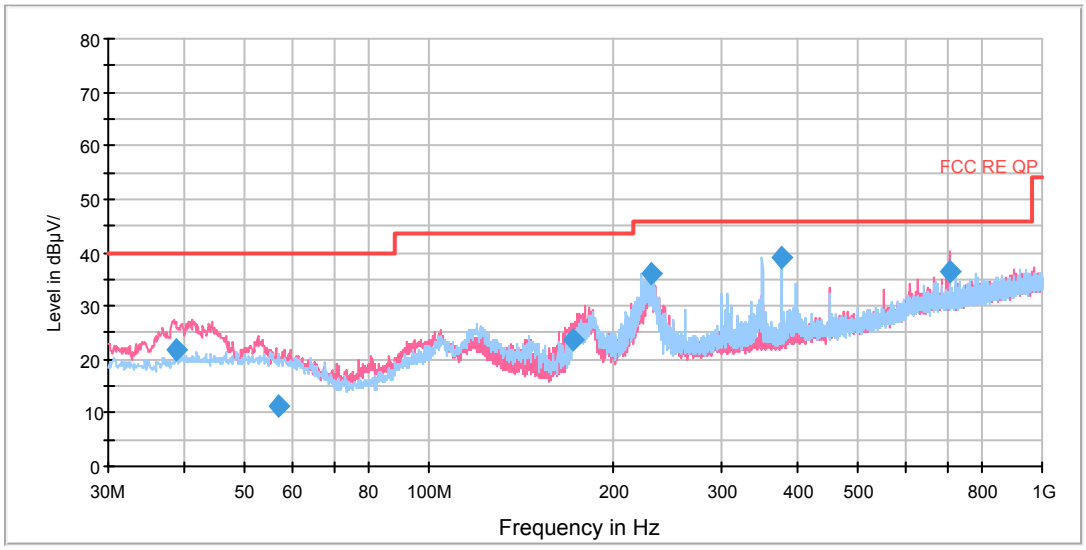

Radiates Emission from 30MHz to 1GHz

Frequency (MHz)	Quasi-Peak (dBuV/m)	Height (cm)	Polarization	Azimuth (deg)	Reading value (dBuV/m)	Correct Factor (dB)	Margin (dB)	Limit (dBuV/m)
38.726250	21.8	100.0	V	67.0	34.7	12.9	18.2	40.0
56.831250	11.4	125.0	V	79.0	24.0	12.6	28.6	40.0
171.412500	23.8	100.0	V	177.0	34.1	10.3	19.7	43.5
229.901250	36.1	125.0	H	294.0	49.3	13.2	9.9	46.0
374.996250	38.9	100.0	H	130.0	56.3	17.4	7.1	46.0
708.600000	36.4	100.0	V	234.0	59.4	23.0	9.6	46.0

Remark: 1. Quasi-Peak = Reading value + Correction factor

2. Correction Factor = Antenna factor+ Insertion loss(cable loss+amplifier gain)

3. Margin = Limit – Quasi-Peak

This report shall not be reproduced except in full, without the written approval of TA Technology (Shanghai) Co., Ltd.

Copy of RE 1G-7GHz PK+AV Class A

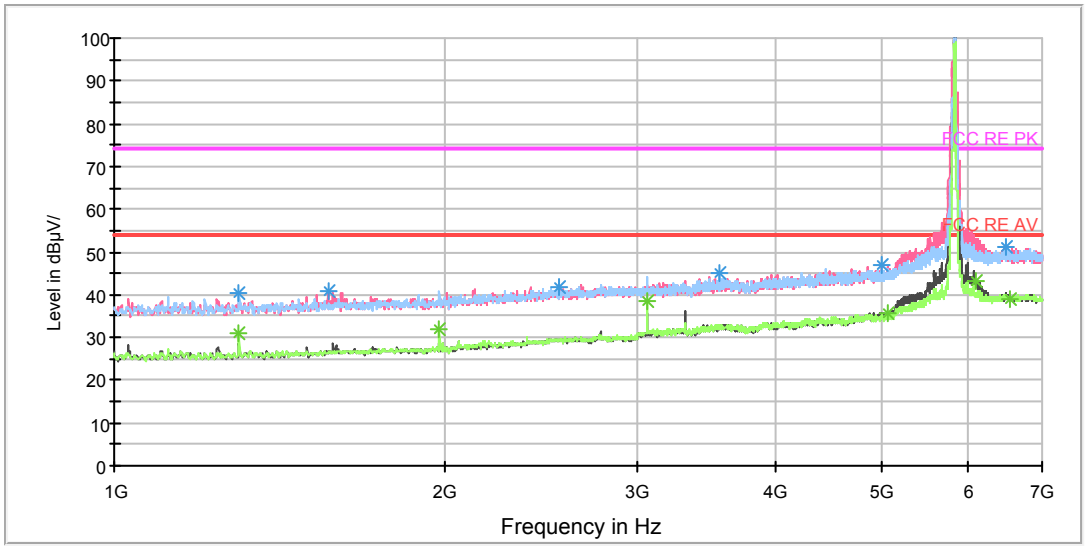

Note: The signal beyond the limit is carrier.
Radiates Emission from 1GHz to 7GHz

Frequency (MHz)	Peak (dBuV/m)	Height (cm)	Polarization	Azimuth (deg)	Reading value (dBuV/m)	Correct Factor (dB)	Margin (dB)	Limit (dBuV/m)
1300.000000	40.3	100.0	H	0.0	50.4	-10.1	33.7	74
1565.500000	40.6	100.0	V	358.0	49.7	-9.1	33.4	74
2546.500000	41.9	100.0	V	0.0	46.7	-4.8	32.1	74
3553.000000	45.0	100.0	H	0.0	47.6	-2.6	29.0	74
5008.000000	46.7	100.0	V	312.0	47.0	-0.3	27.3	74
6496.000000	51.1	100.0	H	97.0	56.5	5.4	22.9	74

Remark: 1. Correction Factor = Antenna factor+ Insertion loss (cable loss + amplifier gain)

Frequency (MHz)	Average (dBuV/m)	Height (cm)	Polarization	Azimuth (deg)	Reading value (dBuV/m)	Correct Factor (dB)	Margin (dB)	Limit (dBuV/m)
1300.000000	31.0	100.0	H	0.0	41.1	-10.1	23.0	54
1979.500000	32.0	100.0	H	0.0	39.9	-7.9	22.0	54
3062.500000	38.3	100.0	H	26.0	42.0	-3.7	15.7	54
5059.000000	35.9	100.0	V	302.0	36.2	-0.3	18.1	54
6089.500000	43.1	100.0	V	150.0	46.4	3.3	10.9	54
6551.500000	39.2	100.0	V	356.0	44.5	5.3	14.8	54

Remark: 1. Correction Factor = Antenna factor+ Insertion loss (cable loss + amplifier gain)

This report shall not be reproduced except in full, without the written approval of TA Technology (Shanghai) Co., Ltd.

RE 3-18GHz PK+AV

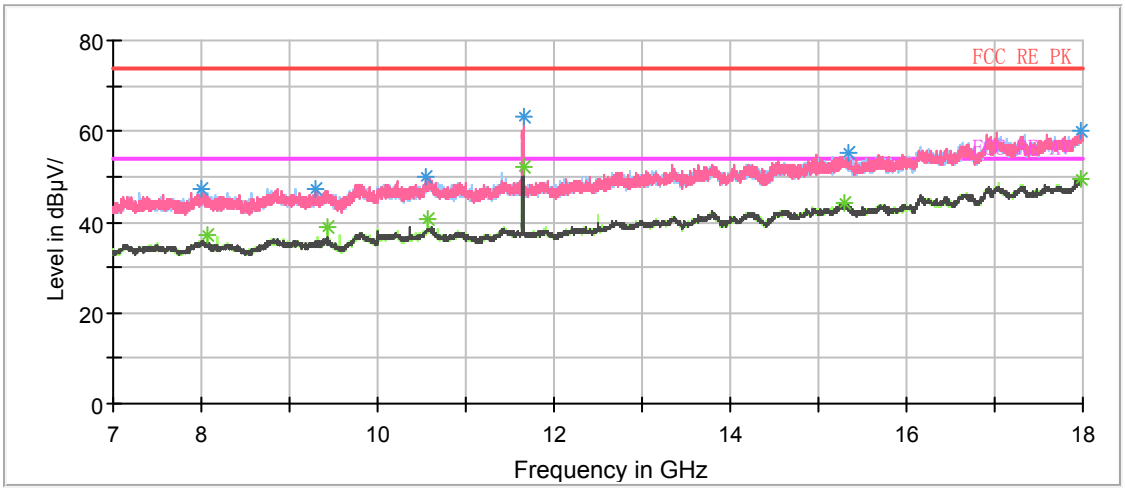

Radiates Emission from 7GHz to 18GHz

Frequency (MHz)	Peak (dBuV/m)	Height (cm)	Polarization	Azimuth (deg)	Reading value (dBuV/m)	Correct Factor (dB)	Margin (dB)	Limit (dBuV/m)
8061.500000	46.3	101.0	H	180.0	55.0	8.7	27.7	74
9436.500000	46.6	101.0	H	45.0	57.5	10.9	27.4	74
10562.625000	47.9	101.0	H	28.0	61.2	13.3	26.1	74
11651.625000	63.2	101.0	V	88.0	76.7	13.5	10.8	74
15299.500000	52.7	101.0	V	60.0	72.3	19.6	21.3	74
17975.250000	58.6	101.0	V	45.0	83.7	25.1	15.4	74

Remark: 1. Correction Factor = Antenna factor+ Insertion loss (cable loss + amplifier gain)

Frequency (MHz)	Average (dBuV/m)	Height (cm)	Polarization	Azimuth (deg)	Reading value (dBuV/m)	Correct Factor (dB)	Margin (dB)	Limit (dBuV/m)
8061.500000	37.1	101.0	H	180.0	45.8	8.7	16.9	54
9436.500000	38.7	101.0	H	45.0	49.6	10.9	15.3	54
10562.625000	40.7	101.0	H	28.0	54.0	13.3	13.3	54
11651.625000	52.2	101.0	V	88.0	65.7	13.5	1.8	54
15299.500000	44.2	101.0	V	60.0	63.8	19.6	9.8	54
17975.250000	49.5	101.0	V	45.0	74.6	25.1	4.5	54

Remark: 1. Correction Factor = Antenna factor+ Insertion loss (cable loss + amplifier gain)

This report shall not be reproduced except in full, without the written approval of TA Technology (Shanghai) Co., Ltd.

RE 18-26.5GHz PK+AV

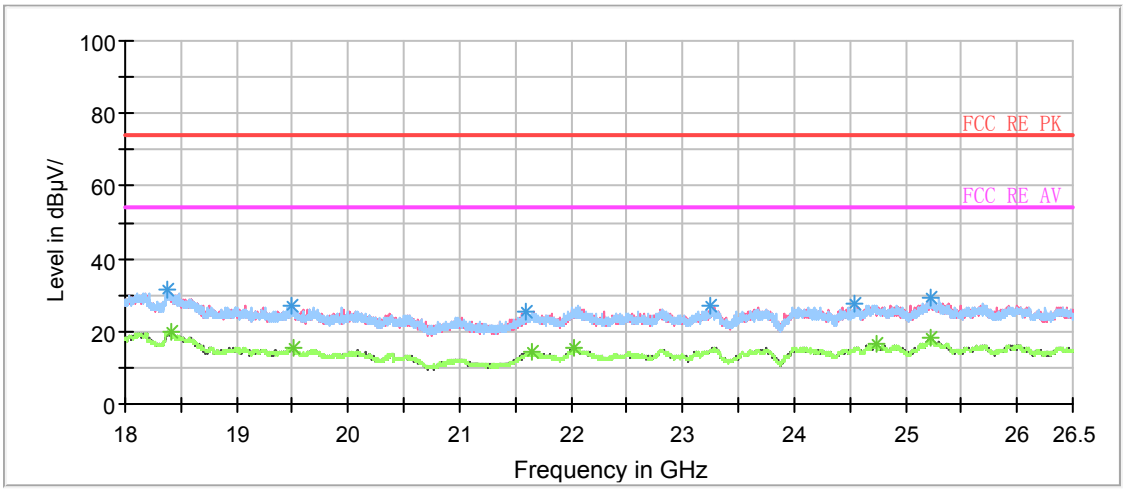

Radiates Emission from 18GHz to 26.5GHz

Frequency (MHz)	Peak (dBuV/m)	Polarization	Azimuth (deg)	Reading value (dBuV/m)	Correct Factor (dB)	Margin (dB)	Limit (dBuV/m)
18404.812500	28.3	V	302.0	33.3	-5.0	45.7	74
19508.750000	25.7	V	269.0	33.2	-7.5	48.3	74
21652.875000	24.8	H	0.0	34.0	-9.2	49.2	74
22029.000000	24.8	H	155.0	32.8	-8.0	49.2	74
24732.000000	25.7	H	29.0	32.0	-6.3	48.3	74
25227.125000	28.4	H	14.0	34.3	-5.9	45.6	74

Remark: 1. Correction Factor = Antenna factor+ Insertion loss (cable loss + amplifier gain)

Frequency (MHz)	Average (dBuV/m)	Polarization	Azimuth (deg)	Reading value (dBuV/m)	Correct Factor (dB)	Margin (dB)	Limit (dBuV/m)
18404.812500	20.0	V	302.0	25.0	-5.0	34.0	54
19508.750000	15.6	V	269.0	23.1	-7.5	38.4	54
21652.875000	14.3	H	0.0	23.5	-9.2	39.7	54
22029.000000	15.5	H	155.0	23.5	-8.0	38.5	54
24732.000000	16.3	H	29.0	22.6	-6.3	37.7	54
25227.125000	18.0	H	14.0	23.9	-5.9	36.0	54

Remark: 1. Correction Factor = Antenna factor+ Insertion loss (cable loss + amplifier gain)

This report shall not be reproduced except in full, without the written approval of TA Technology (Shanghai) Co., Ltd.

RE 26.5-40GHz PK+AV Class B

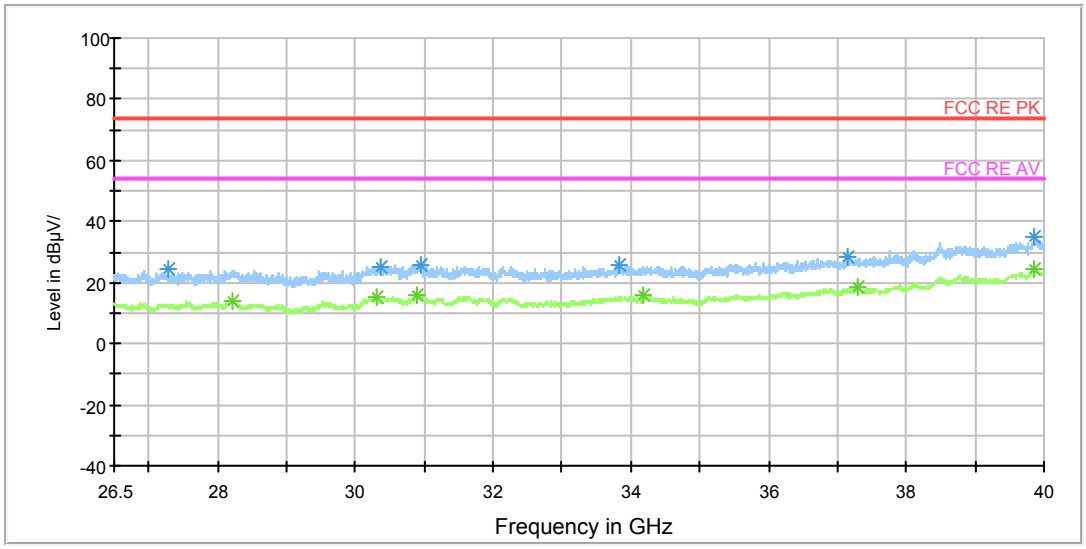

Radiates Emission from 26.5GHz to 40GHz

Frequency (MHz)	Peak (dBuV/m)	Height (cm)	Polarization	Azimuth (deg)	Reading value (dBuV/m)	Correct Factor (dB)	Margin (dB)	Limit (dBuV/m)
28221.250000	22.1	100.0	V	0.0	43.8	-21.7	51.9	74
30307.000000	23.6	100.0	H	0.0	45.3	-21.7	50.4	74
30907.750000	23.9	100.0	H	0.0	45.2	-21.3	50.1	74
34181.500000	23.7	100.0	H	0.0	45.0	-21.3	50.3	74
37286.500000	26.1	100.0	H	0.0	47.5	-21.4	47.9	74
39848.125000	32.2	100.0	V	0.0	52.6	-20.4	41.8	74

Remark: 1. Correction Factor = Antenna factor+ Insertion loss (cable loss + amplifier gain)

Frequency (MHz)	Average (dBuV/m)	Height (cm)	Polarization	Azimuth (deg)	Reading value (dBuV/m)	Correct Factor (dB)	Margin (dB)	Limit (dBuV/m)
28221.250000	14.2	100.0	V	0.0	35.9	-21.7	39.8	54
30307.000000	15.1	100.0	H	0.0	36.8	-21.7	38.9	54
30907.750000	16.1	100.0	H	0.0	37.4	-21.3	37.9	54
34181.500000	15.7	100.0	H	0.0	37.0	-21.3	38.3	54
37286.500000	18.2	100.0	H	0.0	39.6	-21.4	35.8	54
39848.125000	24.4	100.0	V	0.0	44.8	-20.4	29.6	54

Remark: 1. Correction Factor = Antenna factor+ Insertion loss (cable loss + amplifier gain)

This report shall not be reproduced except in full, without the written approval of TA Technology (Shanghai) Co., Ltd.

802.11n HT40 CH151

RE 0.03-1GHz QP Class B

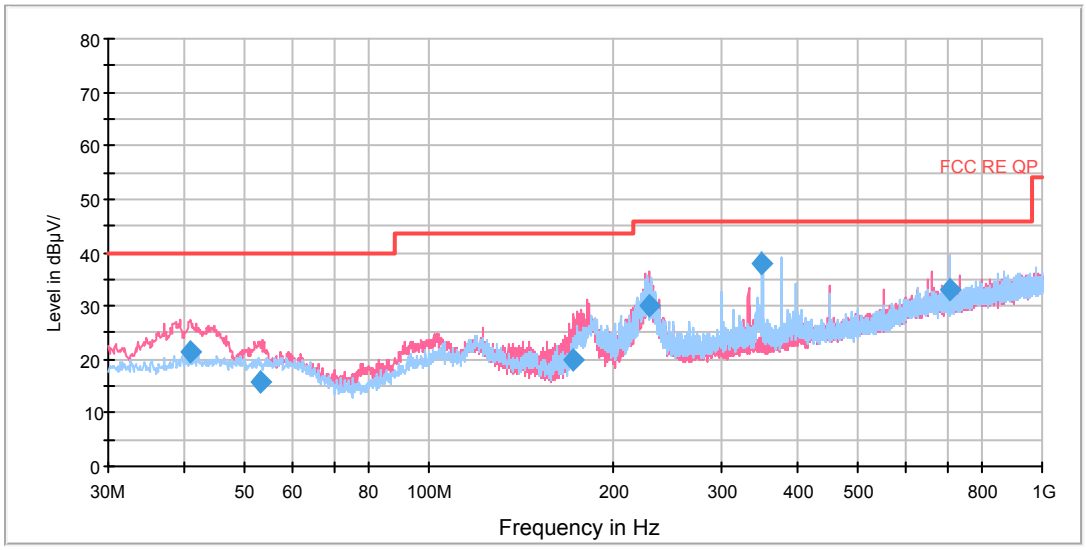

Radiates Emission from 30MHz to 1GHz

Frequency (MHz)	Quasi-Peak (dBuV/m)	Height (cm)	Polarization	Azimuth (deg)	Reading value (dBuV/m)	Correct Factor (dB)	Margin (dB)	Limit (dBuV/m)
40.712500	21.4	100.0	V	37.0	34.6	13.2	18.6	40.0
53.326250	15.9	100.0	V	132.0	28.7	12.8	24.1	40.0
172.548750	20.1	125.0	V	0.0	30.5	10.4	23.4	43.5
228.202500	29.9	114.0	V	208.0	43.1	13.2	16.1	46.0
349.978750	38.0	100.0	H	10.0	54.7	16.7	8.0	46.0
708.961250	33.0	100.0	H	0.0	56.0	23.0	13.0	46.0

Remark: 1. Quasi-Peak = Reading value + Correction factor

2. Correction Factor = Antenna factor+ Insertion loss(cable loss+amplifier gain)

3. Margin = Limit – Quasi-Peak

This report shall not be reproduced except in full, without the written approval of TA Technology (Shanghai) Co., Ltd.

Copy of RE 1G-7GHz PK+AV Class A

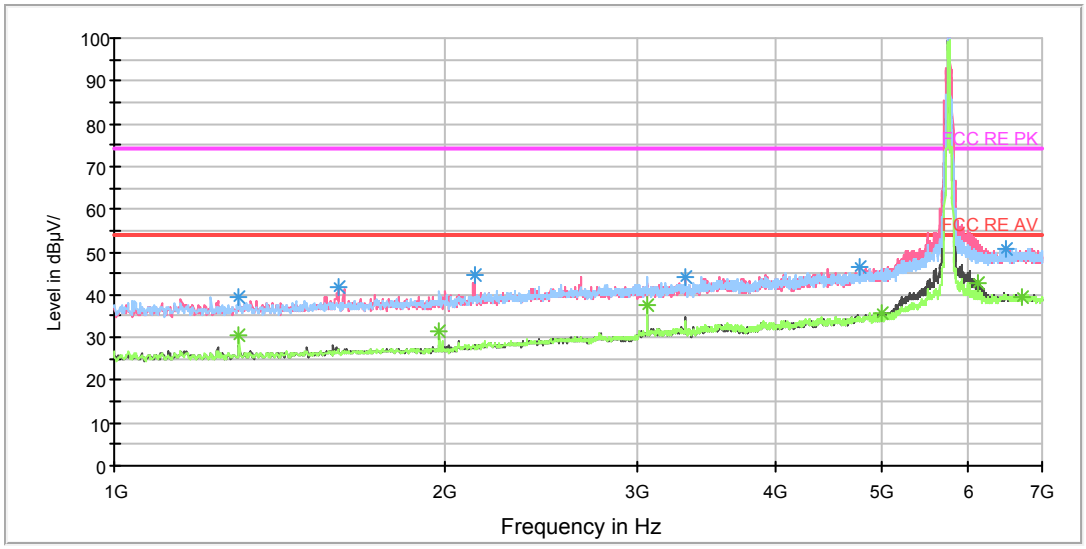

Note: The signal beyond the limit is carrier.
Radiates Emission from 1GHz to 7GHz

Frequency (MHz)	Peak (dBuV/m)	Height (cm)	Polarization	Azimuth (deg)	Reading value (dBuV/m)	Correct Factor (dB)	Margin (dB)	Limit (dBuV/m)
1300.000000	39.4	100.0	H	0.0	49.5	-10.1	34.6	74
1600.000000	41.9	100.0	V	57.0	50.9	-9.0	32.1	74
2128.000000	44.4	100.0	V	333.0	51.4	-7.0	29.6	74
3311.500000	44.1	100.0	V	324.0	47.2	-3.1	29.9	74
4766.500000	46.4	100.0	V	242.0	47.0	-0.6	27.6	74
6487.000000	50.7	100.0	V	0.0	56.1	5.4	23.3	74

Remark: 1. Correction Factor = Antenna factor+ Insertion loss (cable loss + amplifier gain)

Frequency (MHz)	Average (dBuV/m)	Height (cm)	Polarization	Azimuth (deg)	Reading value (dBuV/m)	Correct Factor (dB)	Margin (dB)	Limit (dBuV/m)
1300.000000	30.6	100.0	H	0.0	40.7	-10.1	23.4	54
1979.500000	31.5	100.0	H	0.0	39.4	-7.9	22.5	54
3062.500000	37.4	100.0	H	20.0	41.1	-3.7	16.6	54
5000.500000	35.6	100.0	V	294.0	35.9	-0.3	18.4	54
6112.000000	42.5	100.0	V	130.0	45.9	3.4	11.5	54
6719.500000	39.4	100.0	H	200.0	44.4	5.0	14.6	54

Remark: 1. Correction Factor = Antenna factor+ Insertion loss (cable loss + amplifier gain)

This report shall not be reproduced except in full, without the written approval of TA Technology (Shanghai) Co., Ltd.

RE 3-18GHz PK+AV

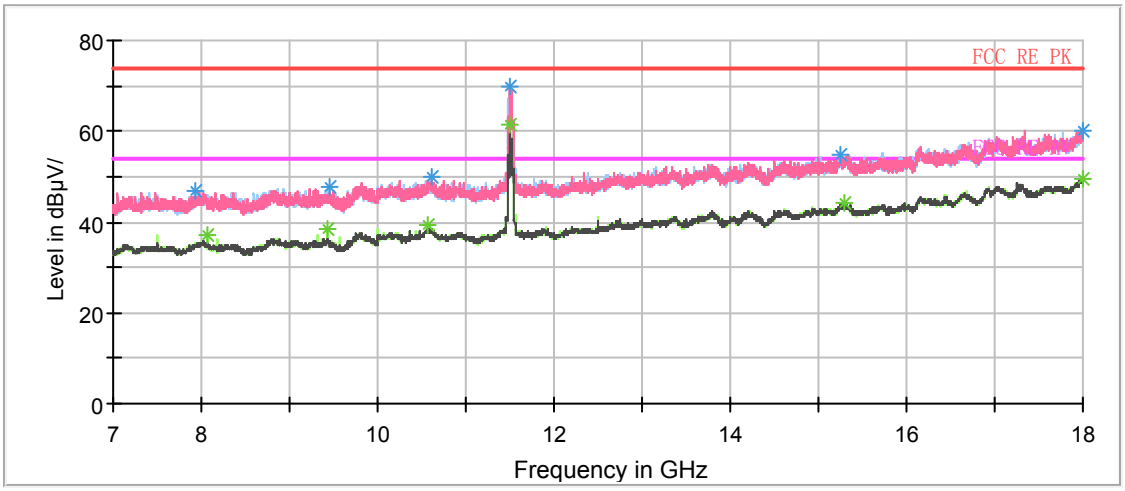

Radiates Emission from 7GHz to 18GHz

Frequency (MHz)	Peak (dBuV/m)	Height (cm)	Polarization	Azimuth (deg)	Reading value (dBuV/m)	Correct Factor (dB)	Margin (dB)	Limit (dBuV/m)
8061.500000	45.6	101.0	H	50.0	54.3	8.7	28.4	74
9436.500000	46.4	101.0	H	50.0	57.3	10.9	27.6	74
10562.625000	47.6	101.0	H	81.0	60.9	13.3	26.4	74
11510.000000	68.3	101.0	H	66.0	82.3	14.0	5.7	74
15294.000000	53.4	101.0	V	0.0	73.0	19.6	20.6	74
17995.875000	59.1	101.0	H	112.0	84.5	25.4	14.9	74

Remark: 1. Correction Factor = Antenna factor+ Insertion loss (cable loss + amplifier gain)

Frequency (MHz)	Average (dBuV/m)	Height (cm)	Polarization	Azimuth (deg)	Reading value (dBuV/m)	Correct Factor (dB)	Margin (dB)	Limit (dBuV/m)
8061.500000	37.3	101.0	H	50.0	46.0	8.7	16.7	54
9436.500000	38.3	101.0	H	50.0	49.2	10.9	15.7	54
10562.625000	39.2	101.0	H	81.0	52.5	13.3	14.8	54
11510.000000	61.5	101.0	H	66.0	75.5	14.0	-7.5	54
15294.000000	44.2	101.0	V	0.0	63.8	19.6	9.8	54
17995.875000	49.5	101.0	H	112.0	74.9	25.4	4.5	54

Remark: 1. Correction Factor = Antenna factor+ Insertion loss (cable loss + amplifier gain)

This report shall not be reproduced except in full, without the written approval of TA Technology (Shanghai) Co., Ltd.

RE 18-26.5GHz PK+AV

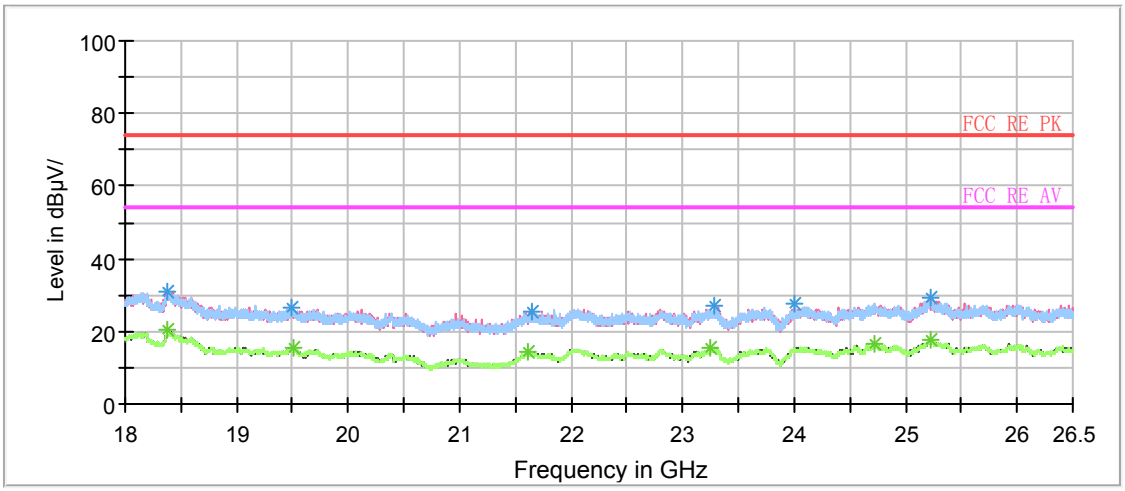

Radiates Emission from 18GHz to 26.5GHz

Frequency (MHz)	Peak (dBuV/m)	Polarization	Azimuth (deg)	Reading value (dBuV/m)	Correct Factor (dB)	Margin (dB)	Limit (dBuV/m)
18382.500000	29.1	V	0.0	33.9	-4.8	44.9	74
19507.687500	25.9	H	0.0	33.4	-7.5	48.1	74
21615.687500	23.8	V	216.0	32.7	-8.9	50.2	74
23255.125000	25.5	V	225.0	32.9	-7.4	48.5	74
24728.812500	26.8	H	129.0	33.0	-6.2	47.2	74
25228.187500	27.6	V	225.0	33.5	-5.9	46.4	74

Remark: 1. Correction Factor = Antenna factor+ Insertion loss (cable loss + amplifier gain)

Frequency (MHz)	Average (dBuV/m)	Polarization	Azimuth (deg)	Reading value (dBuV/m)	Correct Factor (dB)	Margin (dB)	Limit (dBuV/m)
18382.500000	20.2	V	0.0	25.0	-4.8	33.8	54
19507.687500	15.6	H	0.0	23.1	-7.5	38.4	54
21615.687500	14.2	V	216.0	23.1	-8.9	39.8	54
23255.125000	15.5	V	225.0	22.9	-7.4	38.5	54
24728.812500	16.6	H	129.0	22.8	-6.2	37.4	54
25228.187500	17.9	V	225.0	23.8	-5.9	36.1	54

Remark: 1. Correction Factor = Antenna factor+ Insertion loss (cable loss + amplifier gain)

This report shall not be reproduced except in full, without the written approval of TA Technology (Shanghai) Co., Ltd.

RE 26.5-40GHz PK+AV Class B

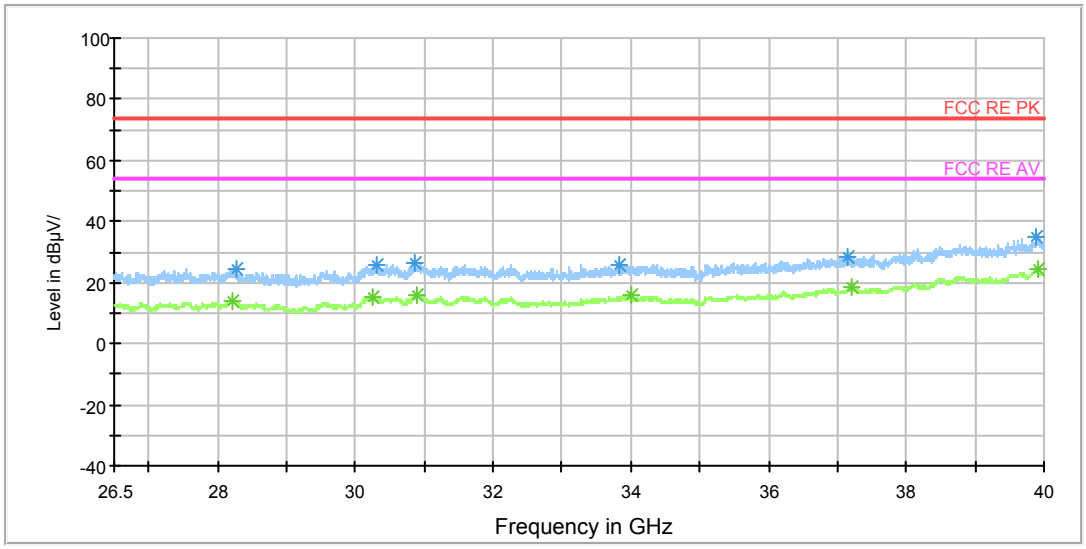

Radiates Emission from 26.5GHz to 40GHz

Frequency (MHz)	Peak (dBuV/m)	Height (cm)	Polarization	Azimuth (deg)	Reading value (dBuV/m)	Correct Factor (dB)	Margin (dB)	Limit (dBuV/m)
28207.750000	22.1	100.0	H	0.0	43.8	-21.7	51.9	74
30242.875000	24.4	100.0	H	0.0	46.2	-21.8	49.6	74
30884.125000	24.9	100.0	H	0.0	46.2	-21.3	49.1	74
33992.500000	22.8	100.0	H	0.0	44.3	-21.5	51.2	74
37215.625000	26.4	100.0	V	0.0	47.8	-21.4	47.6	74
39905.500000	34.4	100.0	V	0.0	54.8	-20.4	39.6	74

Remark: 1. Correction Factor = Antenna factor+ Insertion loss (cable loss + amplifier gain)

Frequency (MHz)	Average (dBuV/m)	Height (cm)	Polarization	Azimuth (deg)	Reading value (dBuV/m)	Correct Factor (dB)	Margin (dB)	Limit (dBuV/m)
28207.750000	14.1	100.0	H	0.0	35.8	-21.7	39.9	54
30242.875000	14.9	100.0	H	0.0	36.7	-21.8	39.1	54
30884.125000	16.1	100.0	H	0.0	37.4	-21.3	37.9	54
33992.500000	15.7	100.0	H	0.0	37.2	-21.5	38.3	54
37215.625000	18.2	100.0	V	0.0	39.6	-21.4	35.8	54
39905.500000	24.4	100.0	V	0.0	44.8	-20.4	29.6	54

Remark: 1. Correction Factor = Antenna factor+ Insertion loss (cable loss + amplifier gain)

This report shall not be reproduced except in full, without the written approval of TA Technology (Shanghai) Co., Ltd.

802.11n HT40 CH159

RE 0.03-1GHz QP Class B

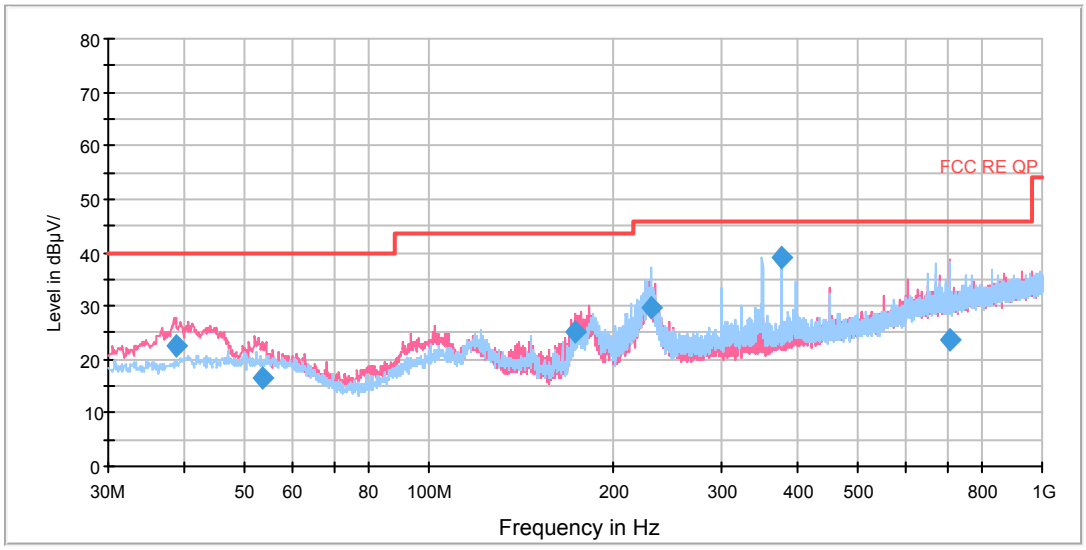

Radiates Emission from 30MHz to 1GHz

Frequency (MHz)	Quasi-Peak (dBuV/m)	Height (cm)	Polarization	Azimuth (deg)	Reading value (dBuV/m)	Correct Factor (dB)	Margin (dB)	Limit (dBuV/m)
38.646250	22.4	100.0	V	133.0	35.2	12.8	17.6	40.0
53.650000	16.4	100.0	V	280.0	29.2	12.8	23.6	40.0
173.155000	25.3	100.0	V	19.0	35.8	10.5	18.2	43.5
229.941250	29.6	125.0	H	45.0	42.8	13.2	16.4	46.0
374.996250	39.1	100.0	H	140.0	56.5	17.4	6.9	46.0
708.802500	23.8	100.0	V	248.0	46.8	23.0	22.2	46.0

Remark: 1. Quasi-Peak = Reading value + Correction factor

2. Correction Factor = Antenna factor+ Insertion loss(cable loss+amplifier gain)

3. Margin = Limit – Quasi-Peak

This report shall not be reproduced except in full, without the written approval of TA Technology (Shanghai) Co., Ltd.

Copy of RE 1G-7GHz PK+AV Class A

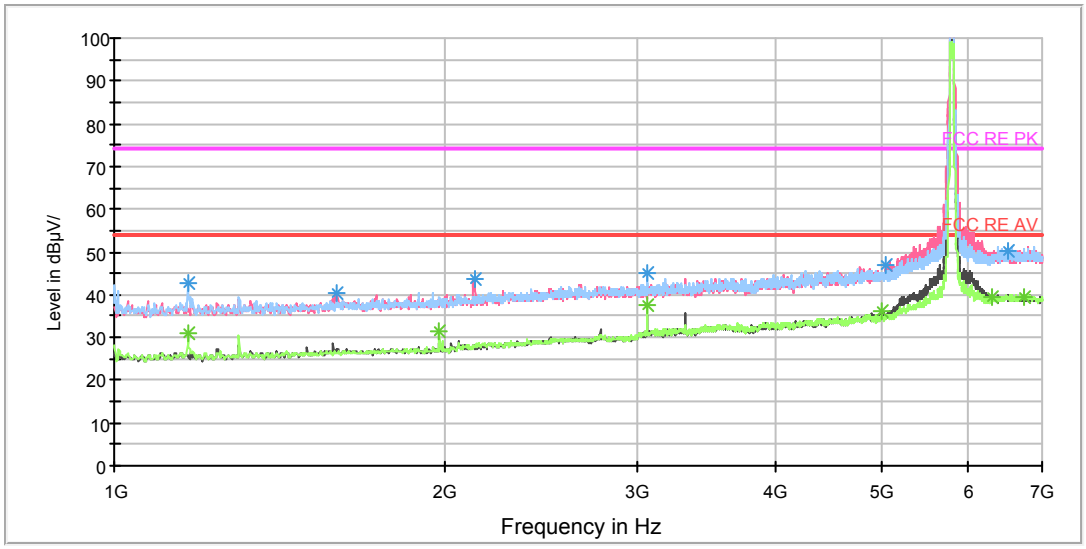

Note: The signal beyond the limit is carrier.
Radiates Emission from 1GHz to 7GHz

Frequency (MHz)	Peak (dBuV/m)	Height (cm)	Polarization	Azimuth (deg)	Reading value (dBuV/m)	Correct Factor (dB)	Margin (dB)	Limit (dBuV/m)
1168.000000	42.8	100.0	H	221.0	53.6	-10.8	31.2	74
1592.500000	40.5	100.0	V	0.0	49.5	-9.0	33.5	74
2128.000000	43.8	100.0	V	359.0	50.8	-7.0	30.2	74
3062.500000	45.2	100.0	H	26.0	48.9	-3.7	28.8	74
5044.000000	46.9	100.0	V	340.0	47.2	-0.3	27.1	74
6524.500000	50.0	100.0	V	356.0	55.4	5.4	24.0	74

Remark: 1. Correction Factor = Antenna factor+ Insertion loss (cable loss + amplifier gain)

Frequency (MHz)	Average (dBuV/m)	Height (cm)	Polarization	Azimuth (deg)	Reading value (dBuV/m)	Correct Factor (dB)	Margin (dB)	Limit (dBuV/m)
1168.000000	30.9	100.0	H	221.0	41.7	-10.8	23.1	54
1979.500000	31.3	100.0	H	0.0	39.2	-7.9	22.7	54
3062.500000	37.3	100.0	H	26.0	41.0	-3.7	16.7	54
5000.500000	36.0	100.0	V	351.0	36.3	-0.3	18.0	54
6310.000000	39.6	100.0	V	356.0	44.1	4.5	14.4	54
6754.000000	39.5	100.0	H	76.0	44.5	5.0	14.5	54

Remark: 1. Correction Factor = Antenna factor+ Insertion loss (cable loss + amplifier gain)

This report shall not be reproduced except in full, without the written approval of TA Technology (Shanghai) Co., Ltd.

RE 3-18GHz PK+AV

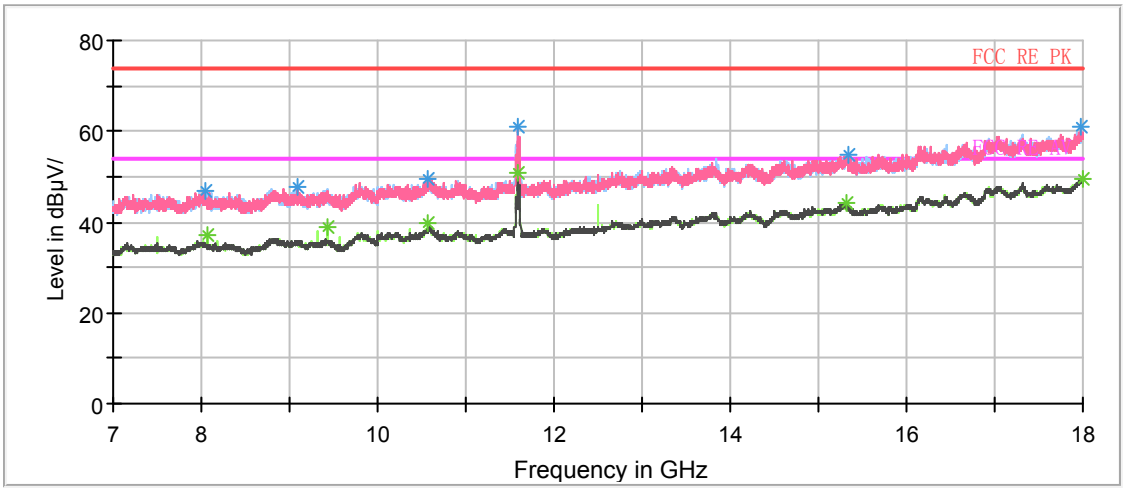

Radiates Emission from 7GHz to 18GHz

Frequency (MHz)	Peak (dBuV/m)	Height (cm)	Polarization	Azimuth (deg)	Reading value (dBuV/m)	Correct Factor (dB)	Margin (dB)	Limit (dBuV/m)
8061.500000	46.1	101.0	H	28.0	54.8	8.7	27.9	74
9436.500000	47.4	101.0	H	60.0	58.3	10.9	26.6	74
10562.625000	49.0	101.0	H	60.0	62.3	13.3	25.0	74
11589.750000	59.6	101.0	H	60.0	73.5	13.9	14.4	74
15324.250000	53.1	101.0	V	0.0	72.5	19.4	20.9	74
17995.875000	59.7	101.0	V	27.0	85.1	25.4	14.3	74

Remark: 1. Correction Factor = Antenna factor+ Insertion loss (cable loss + amplifier gain)

Frequency (MHz)	Average (dBuV/m)	Height (cm)	Polarization	Azimuth (deg)	Reading value (dBuV/m)	Correct Factor (dB)	Margin (dB)	Limit (dBuV/m)
8061.500000	37.2	101.0	H	28.0	45.9	8.7	16.8	54
9436.500000	39.1	101.0	H	60.0	50.0	10.9	14.9	54
10562.625000	39.8	101.0	H	60.0	53.1	13.3	14.2	54
11589.750000	50.9	101.0	H	60.0	64.8	13.9	3.1	54
15324.250000	44.1	101.0	V	0.0	63.5	19.4	9.9	54
17995.875000	49.6	101.0	V	27.0	75.0	25.4	4.4	54

Remark: 1. Correction Factor = Antenna factor+ Insertion loss (cable loss + amplifier gain)

This report shall not be reproduced except in full, without the written approval of TA Technology (Shanghai) Co., Ltd.

RE 18-26.5GHz PK+AV

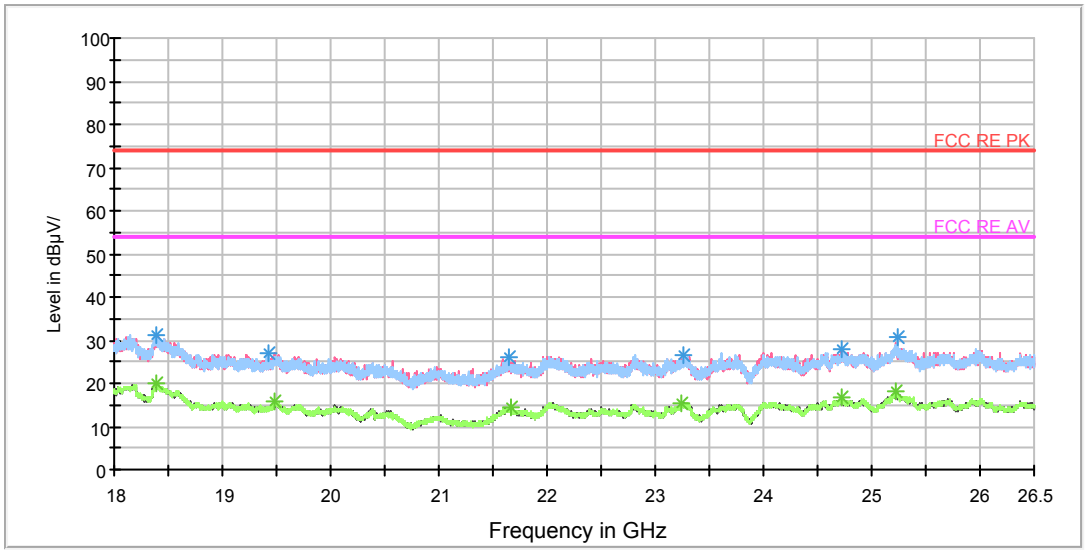

Radiates Emission from 18GHz to 26.5GHz

Frequency (MHz)	Peak (dBuV/m)	Polarization	Azimuth (deg)	Reading value (dBuV/m)	Correct Factor (dB)	Margin (dB)	Limit (dBuV/m)
18388.875000	31.0	V	0.0	35.9	-4.9	43.0	74
19423.750000	26.9	H	54.0	34.7	-7.8	47.1	74
21653.937500	26.2	H	167.0	35.4	-9.2	47.8	74
23250.875000	26.7	V	0.0	34.2	-7.5	47.3	74
24713.937500	27.8	V	348.0	34.3	-6.5	46.2	74
25234.562500	30.6	H	12.0	36.6	-6.0	43.4	74

Remark: 1. Correction Factor = Antenna factor+ Insertion loss (cable loss + amplifier gain)

Frequency (MHz)	Average (dBuV/m)	Polarization	Azimuth (deg)	Reading value (dBuV/m)	Correct Factor (dB)	Margin (dB)	Limit (dBuV/m)
18384.625000	20.1	H	111.0	24.9	-4.8	33.9	54
19489.625000	15.6	H	12.0	23.2	-7.6	38.4	54
21661.375000	14.4	V	243.0	23.6	-9.2	39.6	54
23248.750000	15.4	H	298.0	22.9	-7.5	38.6	54
24726.687500	16.7	V	185.0	22.9	-6.2	37.3	54
25215.437500	18.0	V	142.0	24.1	-6.1	36.0	54

Remark: 1. Correction Factor = Antenna factor+ Insertion loss (cable loss + amplifier gain)

This report shall not be reproduced except in full, without the written approval of TA Technology (Shanghai) Co., Ltd.

RE 26.5-40GHz PK+AV Class B

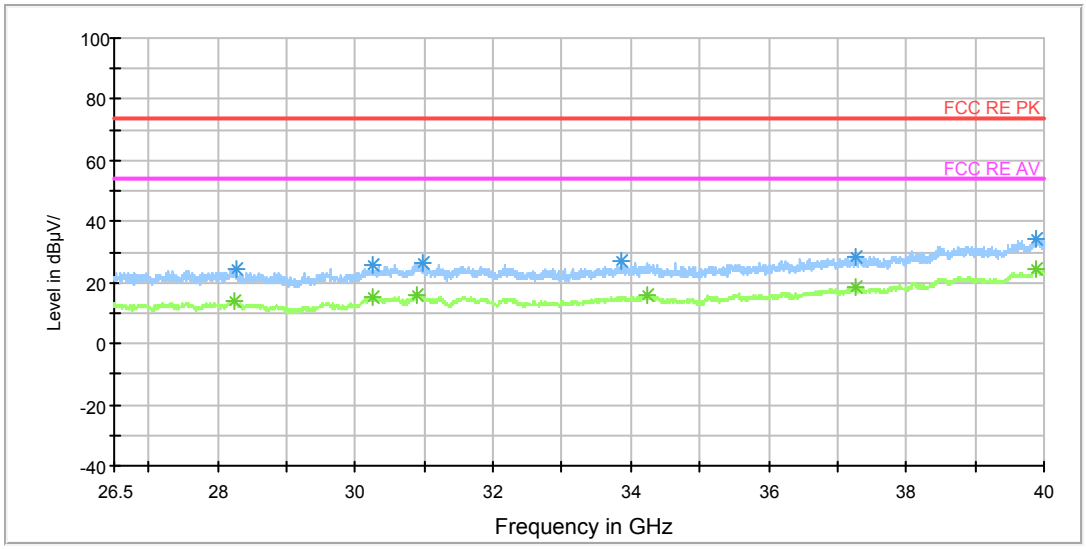

Radiates Emission from 26.5GHz to 40GHz

Frequency (MHz)	Peak (dBuV/m)	Height (cm)	Polarization	Azimuth (deg)	Reading value (dBuV/m)	Correct Factor (dB)	Margin (dB)	Limit (dBuV/m)
28231.375000	22.4	100.0	V	0.0	44.1	-21.7	51.6	74
30242.875000	25.5	100.0	H	0.0	47.3	-21.8	48.5	74
30901.000000	25.1	100.0	H	0.0	46.4	-21.3	48.9	74
34252.375000	25.4	100.0	H	0.0	46.6	-21.2	48.6	74
37266.250000	26.0	100.0	V	0.0	47.4	-21.4	48.0	74
39892.000000	32.6	100.0	H	0.0	53.0	-20.4	41.4	74

Remark: 1. Correction Factor = Antenna factor+ Insertion loss (cable loss + amplifier gain)

Frequency (MHz)	Average (dBuV/m)	Height (cm)	Polarization	Azimuth (deg)	Reading value (dBuV/m)	Correct Factor (dB)	Margin (dB)	Limit (dBuV/m)
28231.375000	14.0	100.0	V	0.0	35.7	-21.7	40.0	54
30242.875000	15.3	100.0	H	0.0	37.1	-21.8	38.7	54
30901.000000	16.2	100.0	H	0.0	37.5	-21.3	37.8	54
34252.375000	15.6	100.0	H	0.0	36.8	-21.2	38.4	54
37266.250000	18.2	100.0	V	0.0	39.6	-21.4	35.8	54
39892.000000	24.6	100.0	H	0.0	45.0	-20.4	29.4	54

Remark: 1. Correction Factor = Antenna factor+ Insertion loss (cable loss + amplifier gain)

This report shall not be reproduced except in full, without the written approval of TA Technology (Shanghai) Co., Ltd.

802.11ac HT20 CH149

RE 0.03-1GHz QP Class B

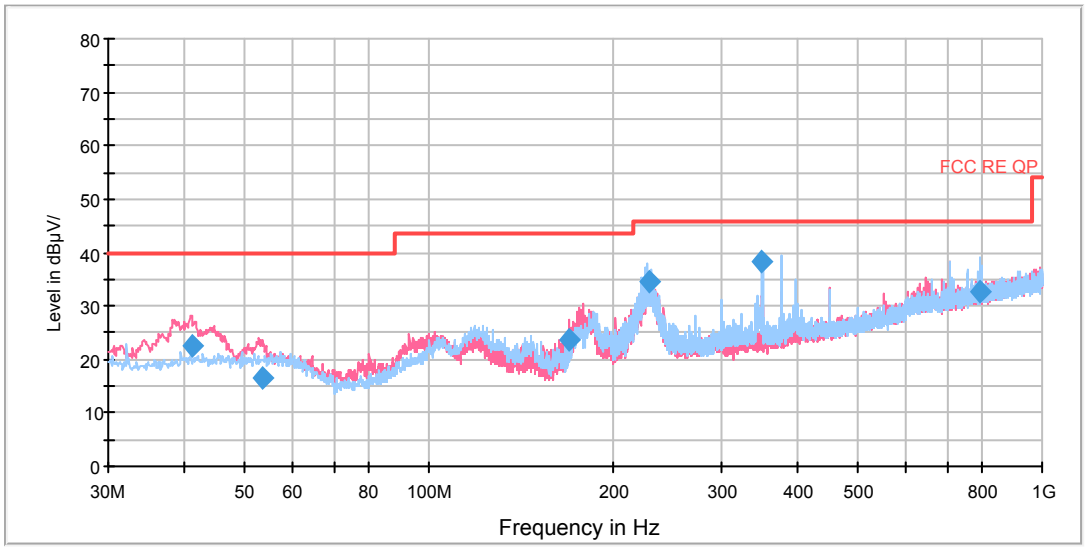

Radiates Emission from 30MHz to 1GHz

Frequency (MHz)	Quasi-Peak (dBuV/m)	Height (cm)	Polarization	Azimuth (deg)	Reading value (dBuV/m)	Correct Factor (dB)	Margin (dB)	Limit (dBuV/m)
41.033750	22.5	100.0	V	149.0	35.7	13.2	17.5	40.0
53.650000	16.6	100.0	V	58.0	29.4	12.8	23.4	40.0
169.191250	23.6	100.0	V	352.0	33.8	10.2	19.9	43.5
228.197500	34.5	125.0	H	296.0	47.7	13.2	11.5	46.0
349.978750	38.4	100.0	H	0.0	55.1	16.7	7.6	46.0
791.941250	32.6	100.0	H	0.0	56.8	24.2	13.4	46.0

Remark: 1. Quasi-Peak = Reading value + Correction factor

2. Correction Factor = Antenna factor+ Insertion loss(cable loss+amplifier gain)

3. Margin = Limit – Quasi-Peak

This report shall not be reproduced except in full, without the written approval of TA Technology (Shanghai) Co., Ltd.

Copy of RE 1G-7GHz PK+AV Class A

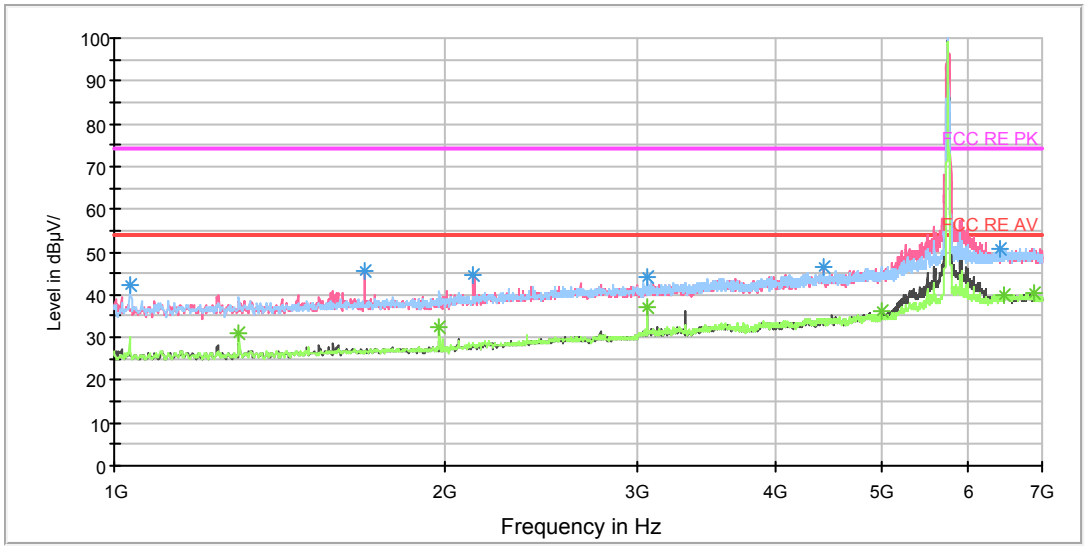

Note: The signal beyond the limit is carrier.
Radiates Emission from 1GHz to 7GHz

Frequency (MHz)	Peak (dBuV/m)	Height (cm)	Polarization	Azimuth (deg)	Reading value (dBuV/m)	Correct Factor (dB)	Margin (dB)	Limit (dBuV/m)
1034.500000	42.2	100.0	H	27.0	53.5	-11.3	31.8	74
1690.000000	45.5	100.0	V	0.0	54.2	-8.7	28.5	74
2122.000000	44.7	100.0	V	354.0	51.7	-7.0	29.3	74
3062.500000	44.3	100.0	H	5.0	48.0	-3.7	29.7	74
4429.000000	46.7	100.0	V	180.0	47.8	-1.1	27.3	74
6419.500000	50.9	100.0	V	262.0	56.0	5.1	23.1	74

Remark: 1. Correction Factor = Antenna factor+ Insertion loss (cable loss + amplifier gain)

Frequency (MHz)	Average (dBuV/m)	Height (cm)	Polarization	Azimuth (deg)	Reading value (dBuV/m)	Correct Factor (dB)	Margin (dB)	Limit (dBuV/m)
1300.000000	31.0	100.0	H	0.0	41.1	-10.1	23.0	54
1979.500000	32.3	100.0	H	1.0	40.2	-7.9	21.7	54
3062.500000	37.2	100.0	H	5.0	40.9	-3.7	16.8	54
5000.500000	36.1	100.0	V	303.0	36.4	-0.3	17.9	54
6472.000000	39.9	100.0	H	77.0	45.2	5.3	14.1	54
6883.000000	40.2	100.0	V	0.0	45.2	5.0	13.8	54

Remark: 1. Correction Factor = Antenna factor+ Insertion loss (cable loss + amplifier gain)

This report shall not be reproduced except in full, without the written approval of TA Technology (Shanghai) Co., Ltd.

RE 3-18GHz PK+AV

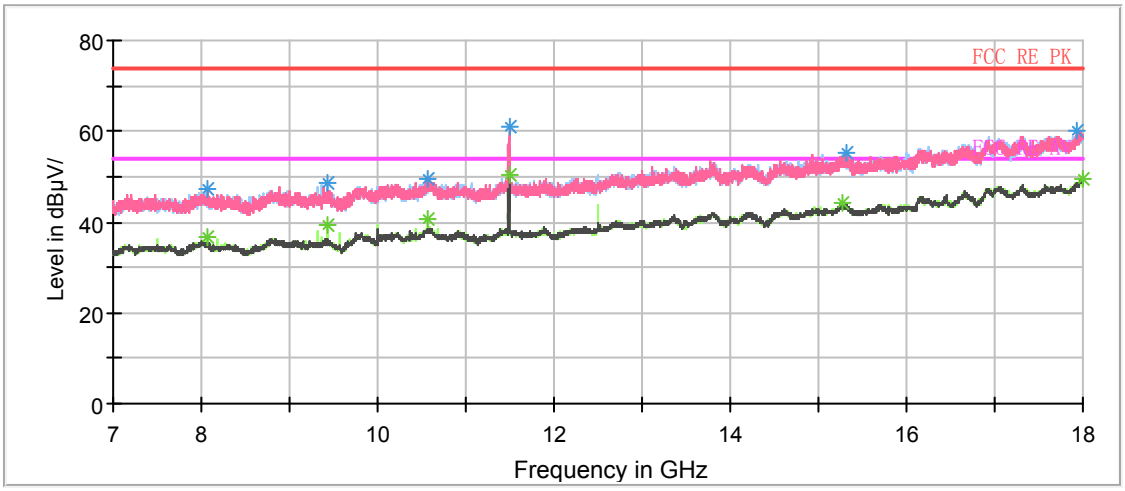

Radiates Emission from 7GHz to 18GHz

Frequency (MHz)	Peak (dBuV/m)	Height (cm)	Polarization	Azimuth (deg)	Reading value (dBuV/m)	Correct Factor (dB)	Margin (dB)	Limit (dBuV/m)
8061.500000	45.3	101.0	H	27.0	54.0	8.7	28.7	74
9436.500000	48.5	101.0	H	62.0	59.4	10.9	25.5	74
10562.625000	49.6	101.0	H	62.0	62.9	13.3	24.4	74
11490.750000	61.0	101.0	V	94.0	74.9	13.9	13.0	74
15273.375000	53.6	101.0	H	180.0	73.2	19.6	20.4	74
18000.000000	58.9	101.0	V	0.0	84.3	25.4	15.1	74

Remark: 1. Correction Factor = Antenna factor+ Insertion loss (cable loss + amplifier gain)

Frequency (MHz)	Average (dBuV/m)	Height (cm)	Polarization	Azimuth (deg)	Reading value (dBuV/m)	Correct Factor (dB)	Margin (dB)	Limit (dBuV/m)
8061.500000	36.8	101.0	H	27.0	45.5	8.7	17.2	54
9436.500000	39.2	101.0	H	62.0	50.1	10.9	14.8	54
10562.625000	40.8	101.0	H	62.0	54.1	13.3	13.2	54
11490.750000	50.2	101.0	V	94.0	64.1	13.9	3.8	54
15273.375000	44.0	101.0	H	180.0	63.6	19.6	10.0	54
18000.000000	49.5	101.0	V	0.0	74.9	25.4	4.5	54

Remark: 1. Correction Factor = Antenna factor+ Insertion loss (cable loss + amplifier gain)

This report shall not be reproduced except in full, without the written approval of TA Technology (Shanghai) Co., Ltd.

RE 18-26.5GHz PK+AV

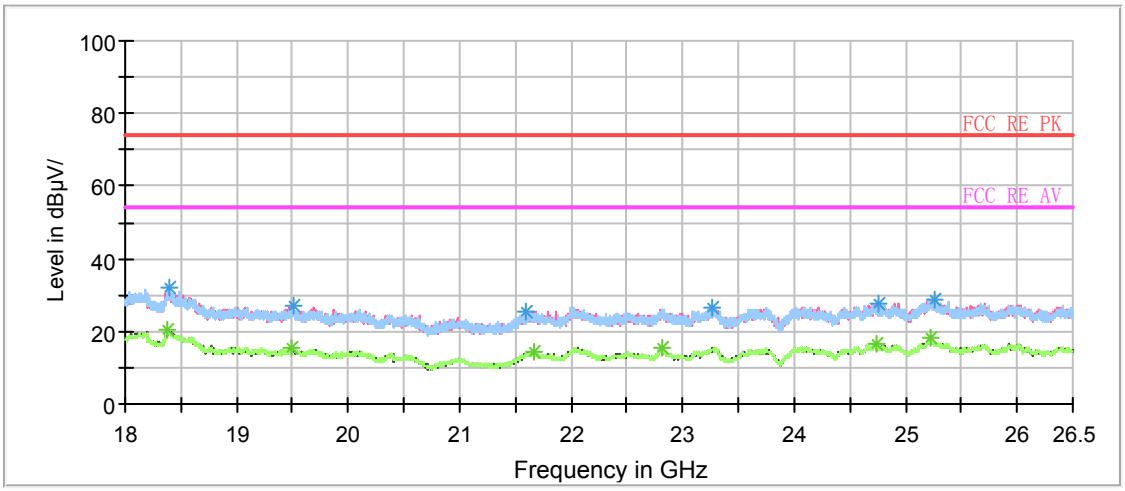

Radiates Emission from 18GHz to 26.5GHz

Frequency (MHz)	Peak (dBuV/m)	Polarization	Azimuth (deg)	Reading value (dBuV/m)	Correct Factor (dB)	Margin (dB)	Limit (dBuV/m)
18384.625000	30.9	H	0.0	35.7	-4.8	43.1	74
19497.062500	25.6	H	246.0	33.1	-7.5	48.4	74
21659.250000	22.8	V	296.0	32.0	-9.2	51.2	74
22811.000000	25.4	H	0.0	32.8	-7.4	48.6	74
24730.937500	24.8	H	78.0	31.0	-6.2	49.2	74
25223.937500	28.2	V	144.0	34.1	-5.9	45.8	74

Remark: 1. Correction Factor = Antenna factor+ Insertion loss (cable loss + amplifier gain)

Frequency (MHz)	Average (dBuV/m)	Polarization	Azimuth (deg)	Reading value (dBuV/m)	Correct Factor (dB)	Margin (dB)	Limit (dBuV/m)
18384.625000	20.2	H	0.0	25.0	-4.8	33.8	54
19497.062500	15.7	H	246.0	23.2	-7.5	38.3	54
21659.250000	14.2	V	296.0	23.4	-9.2	39.8	54
22811.000000	15.4	H	0.0	22.8	-7.4	38.6	54
24730.937500	16.4	H	78.0	22.6	-6.2	37.6	54
25223.937500	18.1	V	144.0	24.0	-5.9	35.9	54

Remark: 1. Correction Factor = Antenna factor+ Insertion loss (cable loss + amplifier gain)

This report shall not be reproduced except in full, without the written approval of TA Technology (Shanghai) Co., Ltd.

RE 26.5-40GHz PK+AV Class B

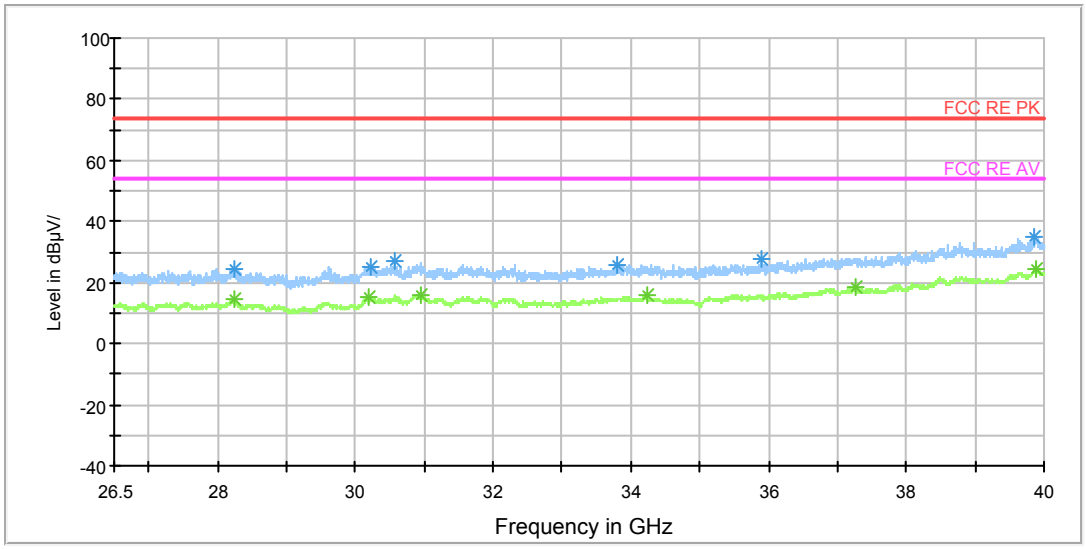

Radiates Emission from 26.5GHz to 40GHz

Frequency (MHz)	Peak (dBuV/m)	Height (cm)	Polarization	Azimuth (deg)	Reading value (dBuV/m)	Correct Factor (dB)	Margin (dB)	Limit (dBuV/m)
28238.125000	22.5	100.0	H	0.0	44.2	-21.7	51.5	74
30205.750000	22.7	100.0	H	0.0	44.6	-21.9	51.3	74
30938.125000	23.6	100.0	H	0.0	44.8	-21.2	50.4	74
34245.625000	24.4	100.0	H	0.0	45.7	-21.3	49.6	74
37256.125000	25.5	100.0	H	0.0	46.9	-21.4	48.5	74
39881.875000	34.1	100.0	H	0.0	54.5	-20.4	39.9	74

Remark: 1. Correction Factor = Antenna factor+ Insertion loss (cable loss + amplifier gain)

Frequency (MHz)	Average (dBuV/m)	Height (cm)	Polarization	Azimuth (deg)	Reading value (dBuV/m)	Correct Factor (dB)	Margin (dB)	Limit (dBuV/m)
28238.125000	14.3	100.0	H	0.0	36.0	-21.7	39.7	54
30205.750000	15.1	100.0	H	0.0	37.0	-21.9	38.9	54
30938.125000	15.9	100.0	H	0.0	37.1	-21.2	38.1	54
34245.625000	15.8	100.0	H	0.0	37.1	-21.3	38.2	54
37256.125000	18.2	100.0	H	0.0	39.6	-21.4	35.8	54
39881.875000	24.3	100.0	H	0.0	44.7	-20.4	29.7	54

Remark: 1. Correction Factor = Antenna factor+ Insertion loss (cable loss + amplifier gain)

This report shall not be reproduced except in full, without the written approval of TA Technology (Shanghai) Co., Ltd.

802.11ac HT20 CH157

RE 0.03-1GHz QP Class B

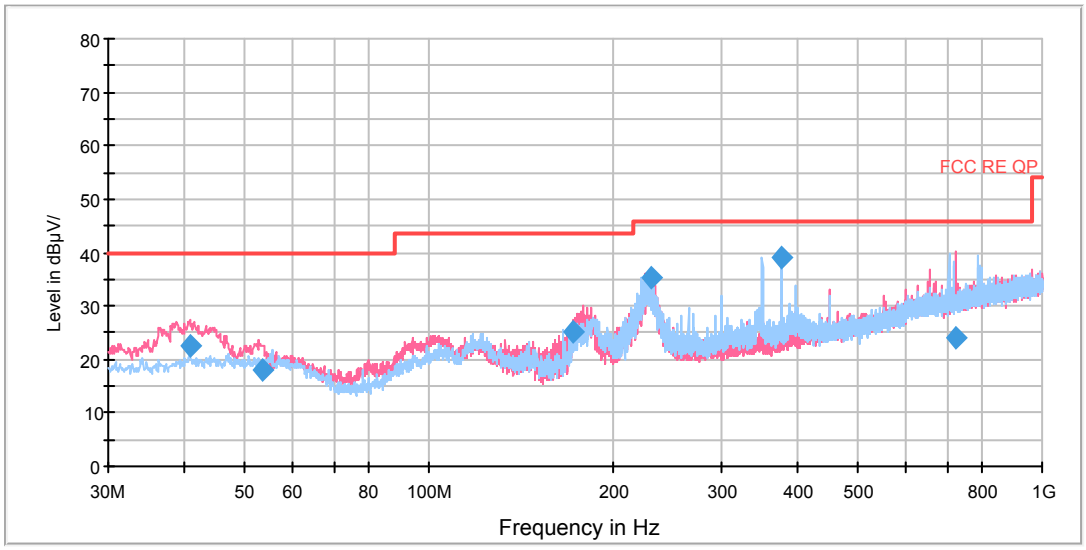

Radiates Emission from 30MHz to 1GHz

Frequency (MHz)	Quasi-Peak (dBuV/m)	Height (cm)	Polarization	Azimuth (deg)	Reading value (dBuV/m)	Correct Factor (dB)	Margin (dB)	Limit (dBuV/m)
40.911250	22.5	100.0	V	192.0	35.7	13.2	17.5	40.0
53.406250	18.0	100.0	V	4.0	30.8	12.8	22.0	40.0
172.515000	25.3	100.0	V	0.0	35.7	10.4	18.2	43.5
229.901250	35.2	100.0	H	292.0	48.4	13.2	10.8	46.0
374.996250	39.0	100.0	H	127.0	56.4	17.4	7.0	46.0
724.598750	24.1	100.0	V	296.0	47.3	23.2	21.9	46.0

Remark: 1. Quasi-Peak = Reading value + Correction factor

2. Correction Factor = Antenna factor+ Insertion loss(cable loss+amplifier gain)

3. Margin = Limit – Quasi-Peak

This report shall not be reproduced except in full, without the written approval of TA Technology (Shanghai) Co., Ltd.

Copy of RE 1G-7GHz PK+AV Class A

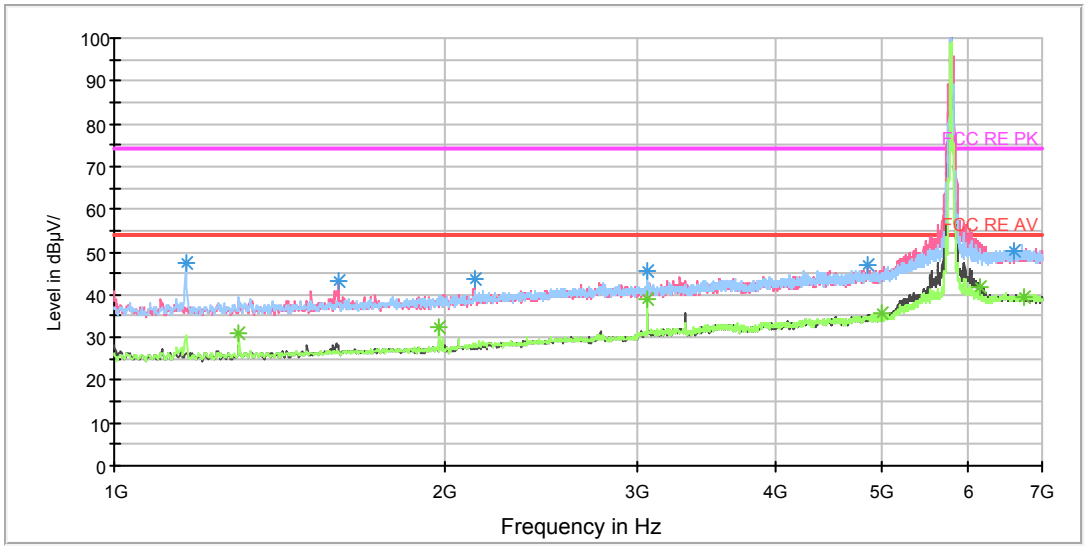

Note: The signal beyond the limit is carrier.
Radiates Emission from 1GHz to 7GHz

Frequency (MHz)	Peak (dBuV/m)	Height (cm)	Polarization	Azimuth (deg)	Reading value (dBuV/m)	Correct Factor (dB)	Margin (dB)	Limit (dBuV/m)
1162.000000	47.2	100.0	H	180.0	58.0	-10.8	26.8	74
1600.000000	43.1	100.0	V	57.0	52.1	-9.0	30.9	74
2128.000000	43.5	100.0	V	332.0	50.5	-7.0	30.5	74
3062.500000	45.4	100.0	H	23.0	49.1	-3.7	28.6	74
4855.000000	46.8	100.0	V	0.0	47.3	-0.5	27.2	74
6587.500000	50.2	100.0	H	17.0	55.4	5.2	23.8	74

Remark: 1. Correction Factor = Antenna factor+ Insertion loss (cable loss + amplifier gain)

Frequency (MHz)	Average (dBuV/m)	Height (cm)	Polarization	Azimuth (deg)	Reading value (dBuV/m)	Correct Factor (dB)	Margin (dB)	Limit (dBuV/m)
1300.000000	30.9	100.0	H	2.0	41.0	-10.1	23.1	54
1979.500000	32.3	100.0	H	3.0	40.2	-7.9	21.7	54
3062.500000	39.1	100.0	H	23.0	42.8	-3.7	14.9	54
5000.500000	35.7	100.0	V	292.0	36.0	-0.3	18.3	54
6152.500000	41.6	100.0	V	150.0	45.2	3.6	12.4	54
6752.500000	39.5	100.0	V	0.0	44.5	5.0	14.5	54

Remark: 1. Correction Factor = Antenna factor+ Insertion loss (cable loss + amplifier gain)

This report shall not be reproduced except in full, without the written approval of TA Technology (Shanghai) Co., Ltd.

RE 3-18GHz PK+AV

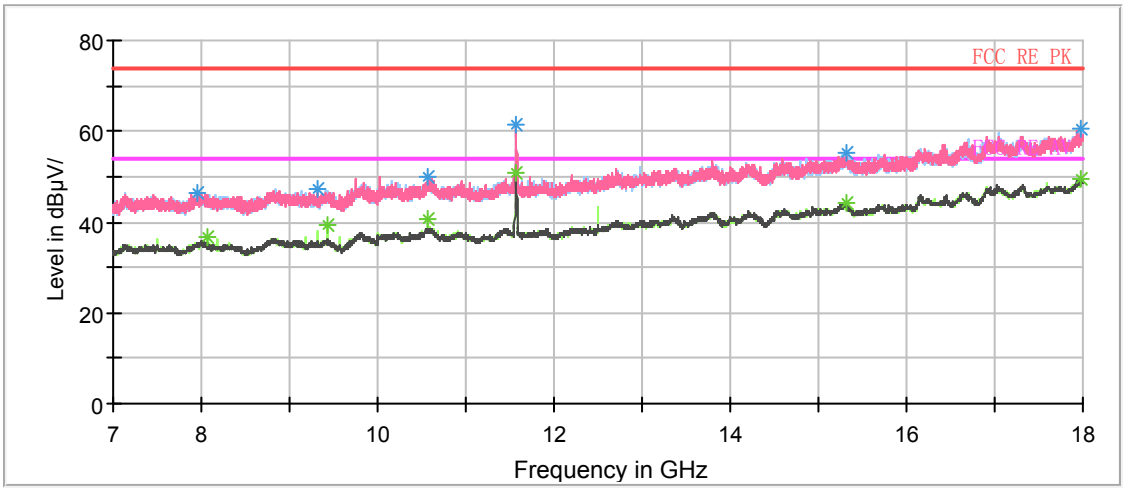

Radiates Emission from 7GHz to 18GHz

Frequency (MHz)	Peak (dBuV/m)	Height (cm)	Polarization	Azimuth (deg)	Reading value (dBuV/m)	Correct Factor (dB)	Margin (dB)	Limit (dBuV/m)
8061.500000	44.9	101.0	H	30.0	53.6	8.7	29.1	74
9436.500000	46.5	101.0	H	63.0	57.4	10.9	27.5	74
10562.625000	48.0	101.0	H	63.0	61.3	13.3	26.0	74
11573.250000	60.2	101.0	V	87.0	74.1	13.9	13.8	74
15320.125000	52.6	101.0	H	154.0	72.0	19.4	21.4	74
17980.750000	58.4	101.0	V	58.0	83.6	25.2	15.6	74

Remark: 1. Correction Factor = Antenna factor+ Insertion loss (cable loss + amplifier gain)

Frequency (MHz)	Average (dBuV/m)	Height (cm)	Polarization	Azimuth (deg)	Reading value (dBuV/m)	Correct Factor (dB)	Margin (dB)	Limit (dBuV/m)
8061.500000	36.8	101.0	H	30.0	45.5	8.7	17.2	54
9436.500000	39.5	101.0	H	63.0	50.4	10.9	14.5	54
10562.625000	40.5	101.0	H	63.0	53.8	13.3	13.5	54
11573.250000	50.9	101.0	V	87.0	64.8	13.9	3.1	54
15320.125000	44.1	101.0	H	154.0	63.5	19.4	9.9	54
17980.750000	49.6	101.0	V	58.0	74.8	25.2	4.4	54

Remark: 1. Correction Factor = Antenna factor+ Insertion loss (cable loss + amplifier gain)

This report shall not be reproduced except in full, without the written approval of TA Technology (Shanghai) Co., Ltd.

RE 18-26.5GHz PK+AV

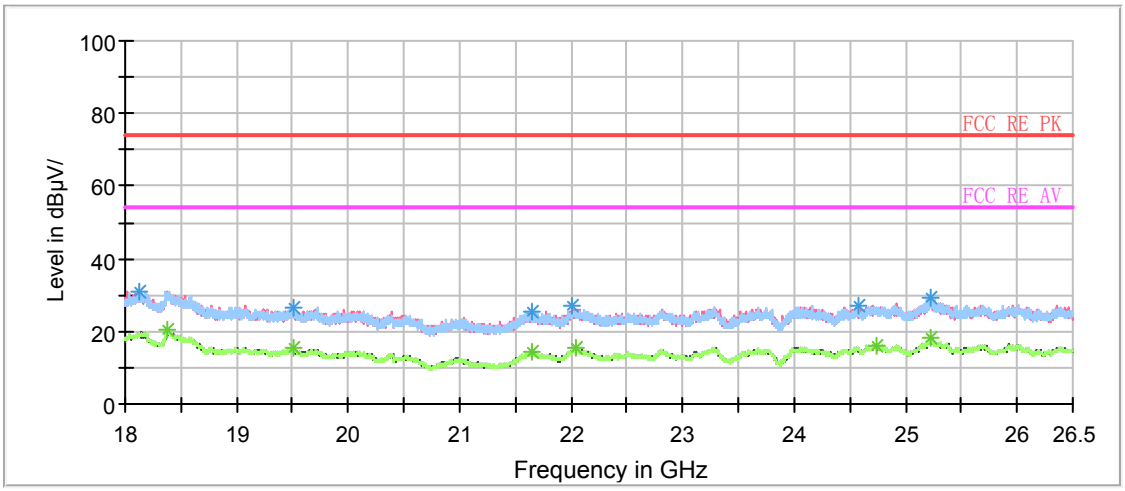

Radiates Emission from 18GHz to 26.5GHz

Frequency (MHz)	Peak (dBuV/m)	Polarization	Azimuth (deg)	Reading value (dBuV/m)	Correct Factor (dB)	Margin (dB)	Limit (dBuV/m)
18385.687500	29.9	V	106.0	34.7	-4.8	44.1	74
19505.562500	26.6	H	270.0	34.1	-7.5	47.4	74
21647.562500	23.3	V	89.0	32.5	-9.2	50.7	74
22036.437500	24.0	V	0.0	32.0	-8.0	50.0	74
24741.562500	24.8	H	261.0	31.3	-6.5	49.2	74
25230.312500	27.9	V	358.0	33.8	-5.9	46.1	74

Remark: 1. Correction Factor = Antenna factor+ Insertion loss (cable loss + amplifier gain)

Frequency (MHz)	Average (dBuV/m)	Polarization	Azimuth (deg)	Reading value (dBuV/m)	Correct Factor (dB)	Margin (dB)	Limit (dBuV/m)
18385.687500	20.2	V	106.0	25.0	-4.8	33.8	54
19505.562500	15.6	H	270.0	23.1	-7.5	38.4	54
21647.562500	14.5	V	89.0	23.7	-9.2	39.5	54
22036.437500	15.5	V	0.0	23.5	-8.0	38.5	54
24741.562500	16.2	H	261.0	22.7	-6.5	37.8	54
25230.312500	18.2	V	358.0	24.1	-5.9	35.8	54

Remark: 1. Correction Factor = Antenna factor+ Insertion loss (cable loss + amplifier gain)

This report shall not be reproduced except in full, without the written approval of TA Technology (Shanghai) Co., Ltd.

RE 26.5-40GHz PK+AV Class B

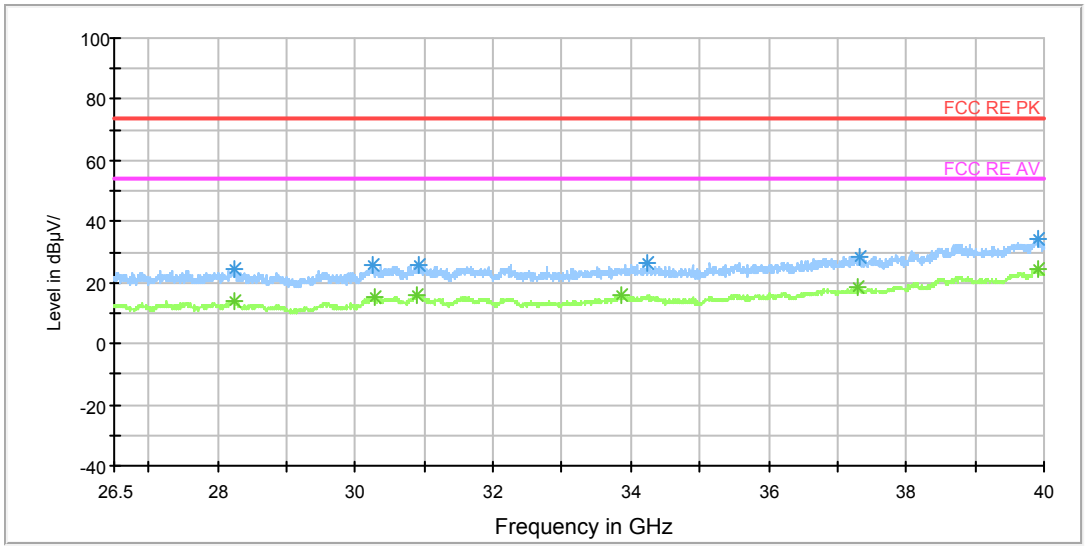

Radiates Emission from 26.5GHz to 40GHz

Frequency (MHz)	Peak (dBuV/m)	Height (cm)	Polarization	Azimuth (deg)	Reading value (dBuV/m)	Correct Factor (dB)	Margin (dB)	Limit (dBuV/m)
28231.375000	20.9	100.0	H	0.0	42.6	-21.7	53.1	74
30269.875000	24.7	100.0	H	0.0	46.5	-21.8	49.3	74
30880.750000	24.1	100.0	H	0.0	45.4	-21.3	49.9	74
33874.375000	24.7	100.0	V	0.0	46.3	-21.6	49.3	74
37286.500000	25.5	100.0	V	0.0	46.9	-21.4	48.5	74
39919.000000	34.3	100.0	H	0.0	54.7	-20.4	39.7	74

Remark: 1. Correction Factor = Antenna factor+ Insertion loss (cable loss + amplifier gain)

Frequency (MHz)	Average (dBuV/m)	Height (cm)	Polarization	Azimuth (deg)	Reading value (dBuV/m)	Correct Factor (dB)	Margin (dB)	Limit (dBuV/m)
28231.375000	14.2	100.0	H	0.0	35.9	-21.7	39.8	54
30269.875000	15.0	100.0	H	0.0	36.8	-21.8	39.0	54
30880.750000	15.9	100.0	H	0.0	37.2	-21.3	38.1	54
33874.375000	15.6	100.0	V	0.0	37.2	-21.6	38.4	54
37286.500000	18.3	100.0	V	0.0	39.7	-21.4	35.7	54
39919.000000	24.4	100.0	H	0.0	44.8	-20.4	29.6	54

Remark: 1. Correction Factor = Antenna factor+ Insertion loss (cable loss + amplifier gain)

This report shall not be reproduced except in full, without the written approval of TA Technology (Shanghai) Co., Ltd.

802.11ac HT20 CH165

RE 0.03-1GHz QP Class B

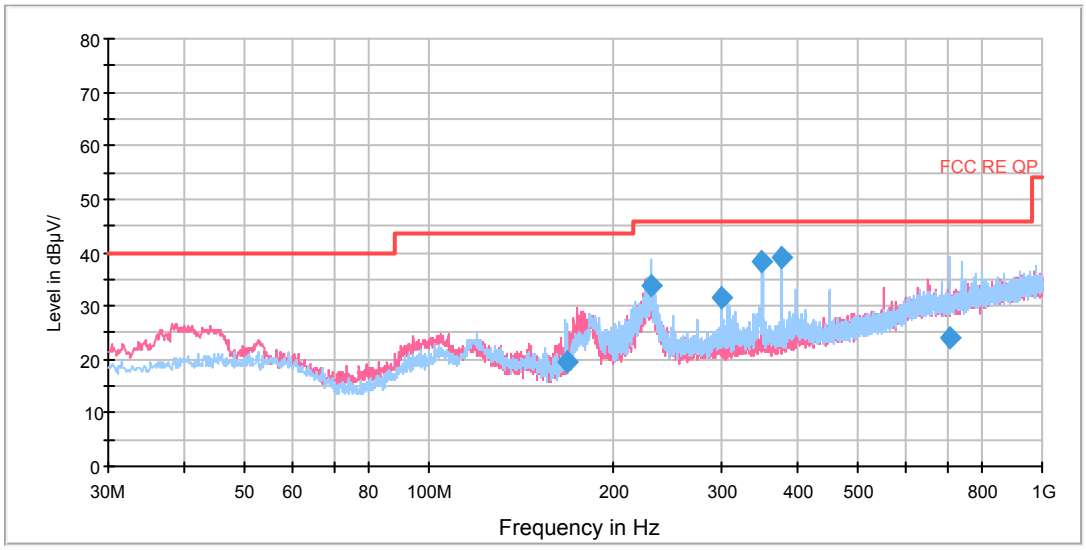

Radiates Emission from 30MHz to 1GHz

Frequency (MHz)	Quasi-Peak (dBuV/m)	Height (cm)	Polarization	Azimuth (deg)	Reading value (dBuV/m)	Correct Factor (dB)	Margin (dB)	Limit (dBuV/m)
167.536250	19.6	125.0	H	92.0	29.7	10.1	23.9	43.5
229.901250	33.7	100.0	H	61.0	46.9	13.2	12.3	46.0
299.983750	31.4	100.0	H	76.0	46.9	15.5	14.6	46.0
349.978750	38.2	100.0	H	0.0	54.9	16.7	7.8	46.0
374.996250	39.1	100.0	H	131.0	56.5	17.4	6.9	46.0
708.958750	24.1	100.0	H	0.0	47.1	23.0	21.9	46.0

Remark: 1. Quasi-Peak = Reading value + Correction factor

2. Correction Factor = Antenna factor+ Insertion loss(cable loss+amplifier gain)

3. Margin = Limit – Quasi-Peak

This report shall not be reproduced except in full, without the written approval of TA Technology (Shanghai) Co., Ltd.

Copy of RE 1G-7GHz PK+AV Class A

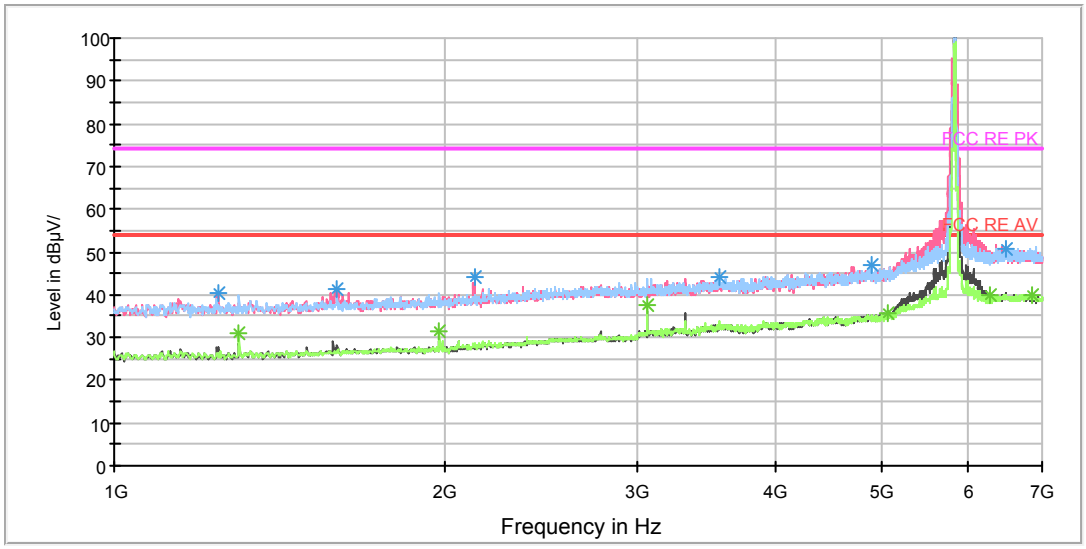

Note: The signal beyond the limit is carrier.
Radiates Emission from 1GHz to 7GHz

Frequency (MHz)	Peak (dBuV/m)	Height (cm)	Polarization	Azimuth (deg)	Reading value (dBuV/m)	Correct Factor (dB)	Margin (dB)	Limit (dBuV/m)
1244.500000	40.3	100.0	V	92.0	50.7	-10.4	33.7	74
1592.500000	41.4	100.0	V	206.0	50.4	-9.0	32.6	74
2129.500000	44.2	100.0	V	342.0	51.1	-6.9	29.8	74
3563.500000	44.4	100.0	H	0.0	47.0	-2.6	29.6	74
4889.500000	47.0	100.0	H	0.0	47.5	-0.5	27.0	74
6502.000000	50.6	100.0	V	165.0	56.0	5.4	23.4	74

Remark: 1. Correction Factor = Antenna factor+ Insertion loss (cable loss + amplifier gain)

Frequency (MHz)	Average (dBuV/m)	Height (cm)	Polarization	Azimuth (deg)	Reading value (dBuV/m)	Correct Factor (dB)	Margin (dB)	Limit (dBuV/m)
1300.000000	30.9	100.0	H	0.0	41.0	-10.1	23.1	54
1979.500000	31.7	100.0	H	0.0	39.6	-7.9	22.3	54
3062.500000	37.4	100.0	H	19.0	41.1	-3.7	16.6	54
5060.500000	35.8	100.0	V	307.0	36.1	-0.3	18.2	54
6274.000000	40.0	100.0	V	206.0	44.3	4.3	14.0	54
6853.000000	39.9	100.0	H	6.0	44.9	5.0	14.1	54

Remark: 1. Correction Factor = Antenna factor+ Insertion loss (cable loss + amplifier gain)

This report shall not be reproduced except in full, without the written approval of TA Technology (Shanghai) Co., Ltd.

RE 3-18GHz PK+AV

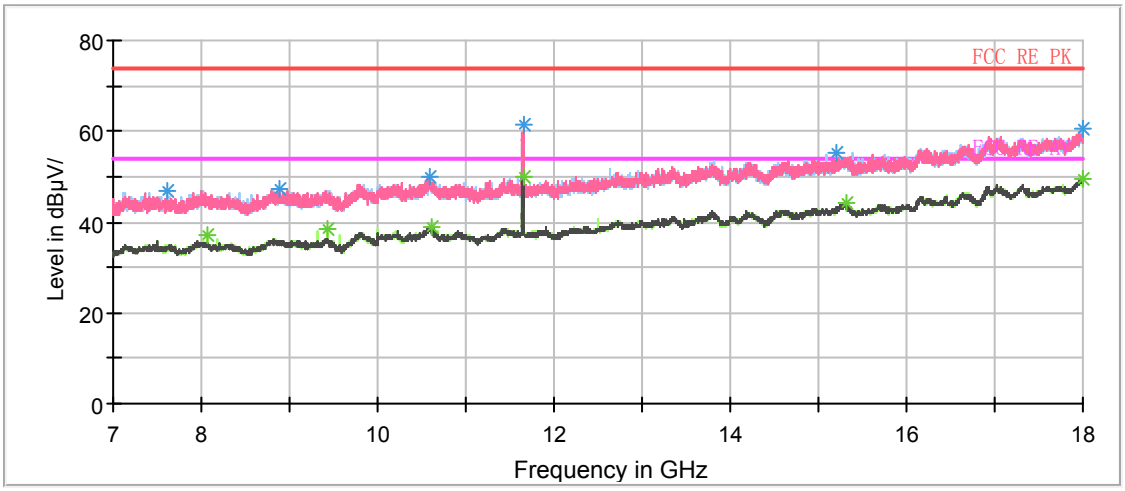

Radiates Emission from 7GHz to 18GHz

Frequency (MHz)	Peak (dBuV/m)	Height (cm)	Polarization	Azimuth (deg)	Reading value (dBuV/m)	Correct Factor (dB)	Margin (dB)	Limit (dBuV/m)
8061.500000	44.7	101.0	H	34.0	53.4	8.7	29.3	74
9436.500000	46.9	101.0	H	50.0	57.8	10.9	27.1	74
10603.875000	47.1	101.0	V	0.0	60.7	13.6	26.9	74
11651.625000	61.5	101.0	V	87.0	75.0	13.5	12.5	74
15311.875000	52.9	101.0	H	180.0	72.4	19.5	21.1	74
17998.625000	60.5	101.0	H	0.0	85.9	25.4	13.5	74

Remark: 1. Correction Factor = Antenna factor+ Insertion loss (cable loss + amplifier gain)

Frequency (MHz)	Average (dBuV/m)	Height (cm)	Polarization	Azimuth (deg)	Reading value (dBuV/m)	Correct Factor (dB)	Margin (dB)	Limit (dBuV/m)
8061.500000	37.3	101.0	H	34.0	46.0	8.7	16.7	54
9436.500000	38.6	101.0	H	50.0	49.5	10.9	15.4	54
10603.875000	38.9	101.0	V	0.0	52.5	13.6	15.1	54
11651.625000	50.1	101.0	V	87.0	63.6	13.5	3.9	54
15311.875000	44.0	101.0	H	180.0	63.5	19.5	10.0	54
17998.625000	49.7	101.0	H	0.0	75.1	25.4	4.3	54

Remark: 1. Correction Factor = Antenna factor+ Insertion loss (cable loss + amplifier gain)

This report shall not be reproduced except in full, without the written approval of TA Technology (Shanghai) Co., Ltd.

RE 18-26.5GHz PK+AV

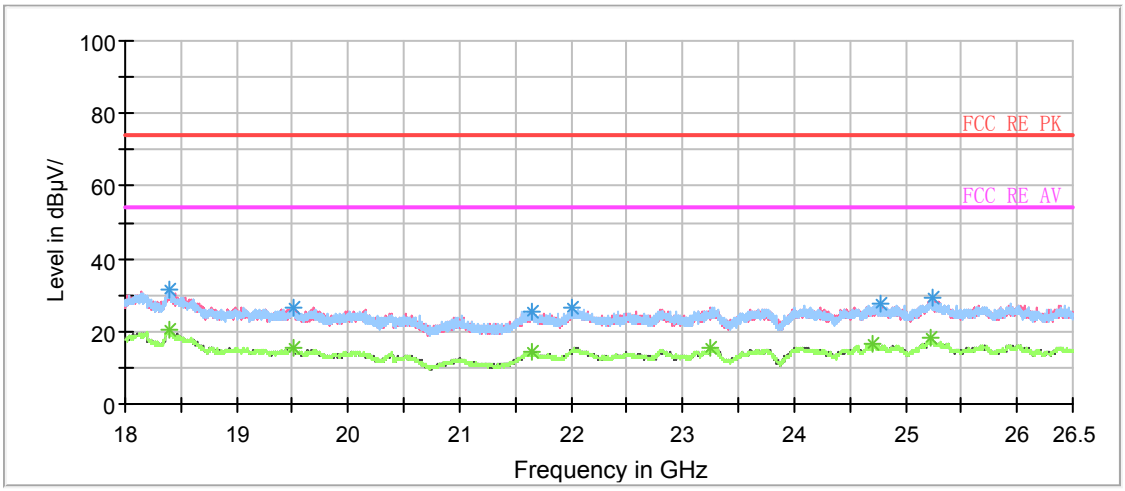

Radiates Emission from 18GHz to 26.5GHz

Frequency (MHz)	Peak (dBuV/m)	Polarization	Azimuth (deg)	Reading value (dBuV/m)	Correct Factor (dB)	Margin (dB)	Limit (dBuV/m)
18392.062500	29.5	H	0.0	34.4	-4.9	44.5	74
19503.437500	25.0	V	99.0	32.5	-7.5	49.0	74
21653.937500	24.5	H	125.0	33.7	-9.2	49.5	74
23254.062500	24.7	H	133.0	32.2	-7.5	49.3	74
24710.750000	26.3	H	42.0	32.9	-6.6	47.7	74
25229.250000	27.1	V	351.0	33.0	-5.9	46.9	74

Remark: 1. Correction Factor = Antenna factor+ Insertion loss (cable loss + amplifier gain)

Frequency (MHz)	Average (dBuV/m)	Polarization	Azimuth (deg)	Reading value (dBuV/m)	Correct Factor (dB)	Margin (dB)	Limit (dBuV/m)
18392.062500	20.3	H	0.0	25.2	-4.9	33.7	54
19503.437500	15.6	V	99.0	23.1	-7.5	38.4	54
21653.937500	14.2	H	125.0	23.4	-9.2	39.8	54
23254.062500	15.4	H	133.0	22.9	-7.5	38.6	54
24710.750000	16.3	H	42.0	22.9	-6.6	37.7	54
25229.250000	18.2	V	351.0	24.1	-5.9	35.8	54

Remark: 1. Correction Factor = Antenna factor+ Insertion loss (cable loss + amplifier gain)

This report shall not be reproduced except in full, without the written approval of TA Technology (Shanghai) Co., Ltd.

RE 26.5-40GHz PK+AV Class B

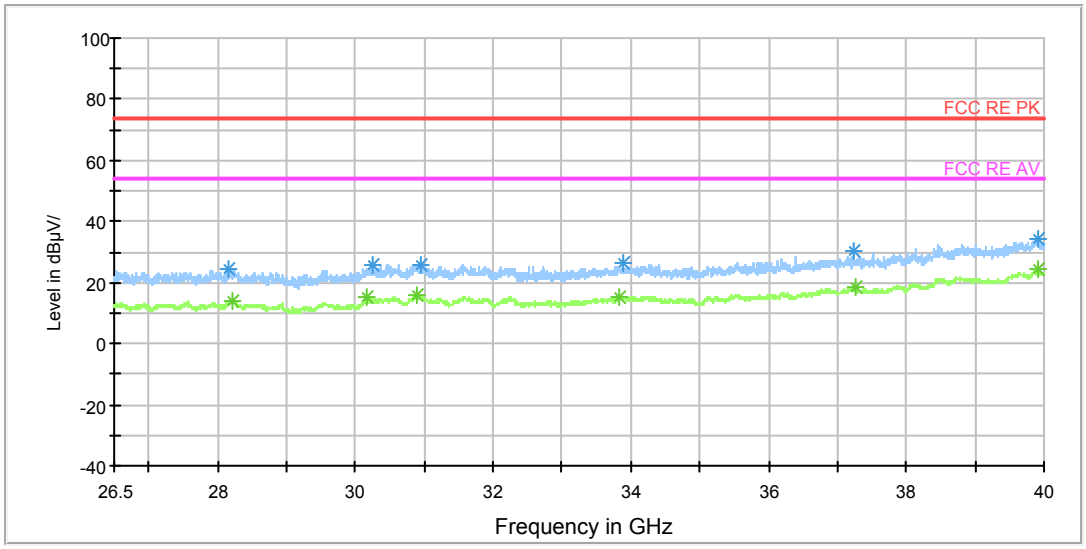

Radiates Emission from 26.5GHz to 40GHz

Frequency (MHz)	Peak (dBuV/m)	Height (cm)	Polarization	Azimuth (deg)	Reading value (dBuV/m)	Correct Factor (dB)	Margin (dB)	Limit (dBuV/m)
28207.750000	22.0	100.0	V	0.0	43.7	-21.7	52.0	74
30151.750000	24.0	100.0	H	0.0	46.0	-22.0	50.0	74
30901.000000	25.5	100.0	V	0.0	46.8	-21.3	48.5	74
33833.875000	22.9	100.0	V	0.0	44.5	-21.6	51.1	74
37259.500000	26.0	100.0	H	0.0	47.4	-21.4	48.0	74
39912.250000	34.3	100.0	V	0.0	54.7	-20.4	39.7	74

Remark: 1. Correction Factor = Antenna factor+ Insertion loss (cable loss + amplifier gain)

Frequency (MHz)	Average (dBuV/m)	Height (cm)	Polarization	Azimuth (deg)	Reading value (dBuV/m)	Correct Factor (dB)	Margin (dB)	Limit (dBuV/m)
28207.750000	13.9	100.0	V	0.0	35.6	-21.7	40.1	54
30151.750000	15.2	100.0	H	0.0	37.2	-22.0	38.8	54
30901.000000	16.1	100.0	V	0.0	37.4	-21.3	37.9	54
33833.875000	15.4	100.0	V	0.0	37.0	-21.6	38.6	54
37259.500000	18.6	100.0	H	0.0	40.0	-21.4	35.4	54
39912.250000	24.7	100.0	V	0.0	45.1	-20.4	29.3	54

Remark: 1. Correction Factor = Antenna factor+ Insertion loss (cable loss + amplifier gain)

This report shall not be reproduced except in full, without the written approval of TA Technology (Shanghai) Co., Ltd.

802.11ac HT40 CH151

RE 0.03-1GHz QP Class B

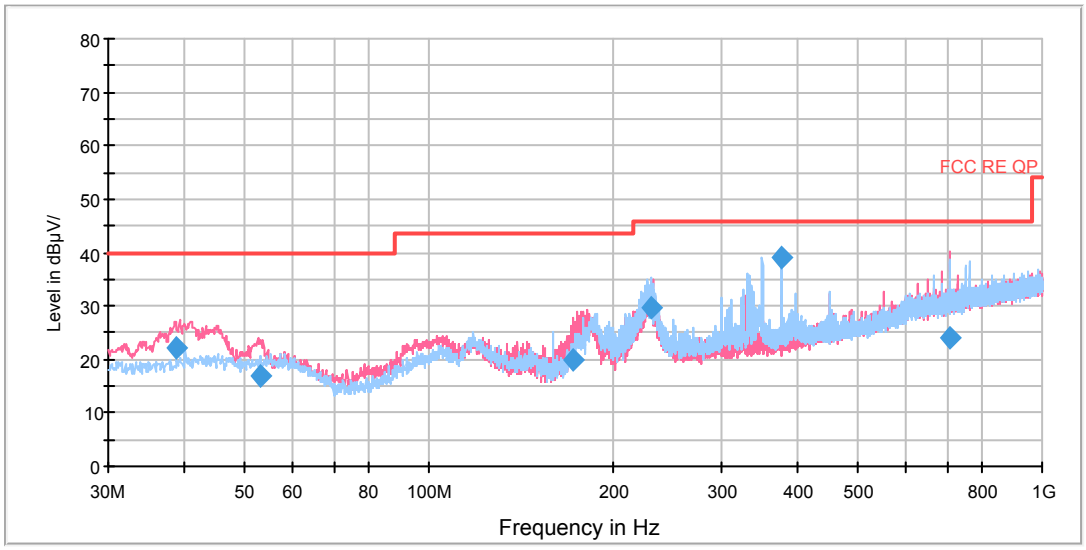

Radiates Emission from 30MHz to 1GHz

Frequency (MHz)	Quasi-Peak (dBuV/m)	Height (cm)	Polarization	Azimuth (deg)	Reading value (dBuV/m)	Correct Factor (dB)	Margin (dB)	Limit (dBuV/m)
38.775000	22.3	100.0	V	193.0	35.2	12.9	17.7	40.0
53.326250	17.0	100.0	V	274.0	29.8	12.8	23.0	40.0
172.023750	19.8	100.0	V	341.0	30.2	10.4	23.7	43.5
229.901250	29.6	100.0	H	44.0	42.8	13.2	16.4	46.0
374.996250	39.1	100.0	H	126.0	56.5	17.4	6.9	46.0
708.998750	24.1	100.0	V	246.0	47.1	23.0	21.9	46.0

Remark: 1. Quasi-Peak = Reading value + Correction factor

2. Correction Factor = Antenna factor+ Insertion loss(cable loss+amplifier gain)

3. Margin = Limit – Quasi-Peak

This report shall not be reproduced except in full, without the written approval of TA Technology (Shanghai) Co., Ltd.

Copy of RE 1G-7GHz PK+AV Class A

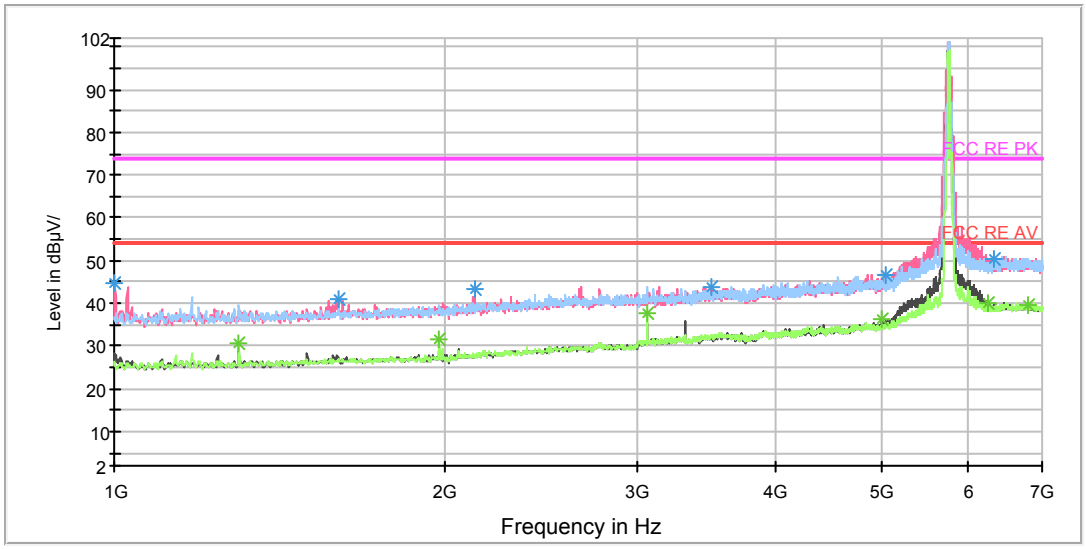

Note: The signal beyond the limit is carrier.
Radiates Emission from 1GHz to 7GHz

Frequency (MHz)	Peak (dBuV/m)	Height (cm)	Polarization	Azimuth (deg)	Reading value (dBuV/m)	Correct Factor (dB)	Margin (dB)	Limit (dBuV/m)
1001.500000	44.7	100.0	V	201.0	56.1	-11.4	29.3	74
1598.500000	41.0	100.0	V	56.0	50.0	-9.0	33.0	74
2129.500000	43.4	100.0	V	98.0	50.3	-6.9	30.6	74
3503.500000	43.8	100.0	V	356.0	46.5	-2.7	30.2	74
5035.000000	46.6	100.0	H	87.0	46.9	-0.3	27.4	74
6332.500000	50.4	100.0	V	251.0	55.0	4.6	23.6	74

Remark: 1. Correction Factor = Antenna factor+ Insertion loss (cable loss + amplifier gain)

Frequency (MHz)	Average (dBuV/m)	Height (cm)	Polarization	Azimuth (deg)	Reading value (dBuV/m)	Correct Factor (dB)	Margin (dB)	Limit (dBuV/m)
1300.000000	30.6	100.0	H	0.0	40.7	-10.1	23.4	54
1979.500000	31.8	100.0	H	346.0	39.7	-7.9	22.2	54
3062.500000	37.8	100.0	H	11.0	41.5	-3.7	16.2	54
5000.500000	36.3	100.0	V	292.0	36.6	-0.3	17.7	54
6260.500000	40.0	100.0	V	128.0	44.2	4.2	14.0	54
6803.500000	39.5	100.0	V	251.0	44.5	5.0	14.5	54

Remark: 1. Correction Factor = Antenna factor+ Insertion loss (cable loss + amplifier gain)

This report shall not be reproduced except in full, without the written approval of TA Technology (Shanghai) Co., Ltd.

RE 3-18GHz PK+AV

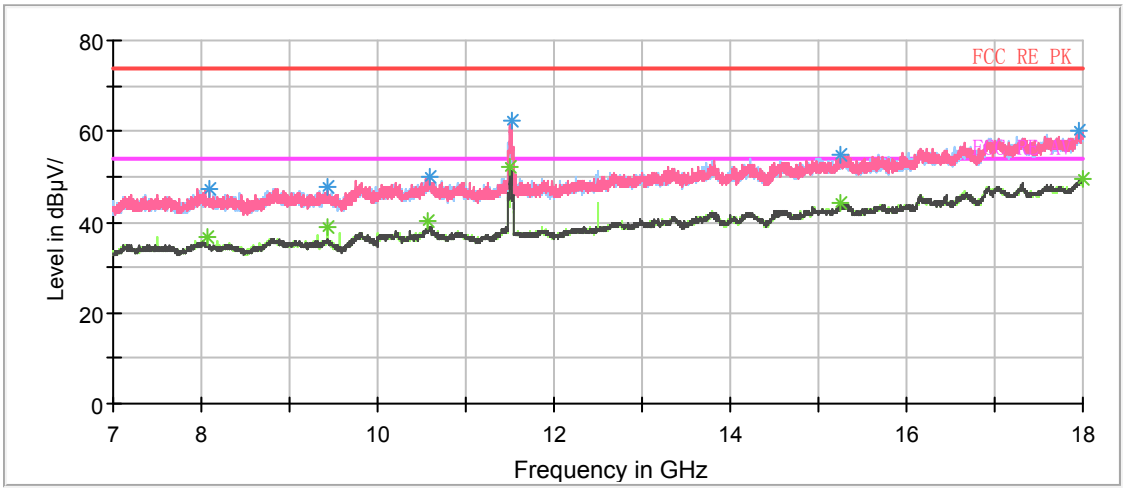

Radiates Emission from 7GHz to 18GHz

Frequency (MHz)	Peak (dBuV/m)	Height (cm)	Polarization	Azimuth (deg)	Reading value (dBuV/m)	Correct Factor (dB)	Margin (dB)	Limit (dBuV/m)
8061.500000	45.0	101.0	H	63.0	53.7	8.7	29.0	74
9436.500000	47.5	101.0	H	63.0	58.4	10.9	26.5	74
10562.625000	48.1	101.0	H	179.0	61.4	13.3	25.9	74
11503.125000	59.7	101.0	V	90.0	73.7	14.0	14.3	74
15254.125000	53.6	101.0	H	78.0	73.3	19.7	20.4	74
18000.000000	58.7	101.0	V	46.0	84.1	25.4	15.3	74

Remark: 1. Correction Factor = Antenna factor+ Insertion loss (cable loss + amplifier gain)

Frequency (MHz)	Average (dBuV/m)	Height (cm)	Polarization	Azimuth (deg)	Reading value (dBuV/m)	Correct Factor (dB)	Margin (dB)	Limit (dBuV/m)
8061.500000	36.8	101.0	H	63.0	45.5	8.7	17.2	54
9436.500000	39.0	101.0	H	63.0	49.9	10.9	15.0	54
10562.625000	40.3	101.0	H	179.0	53.6	13.3	13.7	54
11503.125000	52.0	101.0	V	90.0	66.0	14.0	2.0	54
15254.125000	44.1	101.0	H	78.0	63.8	19.7	9.9	54
18000.000000	49.6	101.0	V	46.0	75.0	25.4	4.4	54

Remark: 1. Correction Factor = Antenna factor+ Insertion loss (cable loss + amplifier gain)

This report shall not be reproduced except in full, without the written approval of TA Technology (Shanghai) Co., Ltd.

RE 18-26.5GHz PK+AV

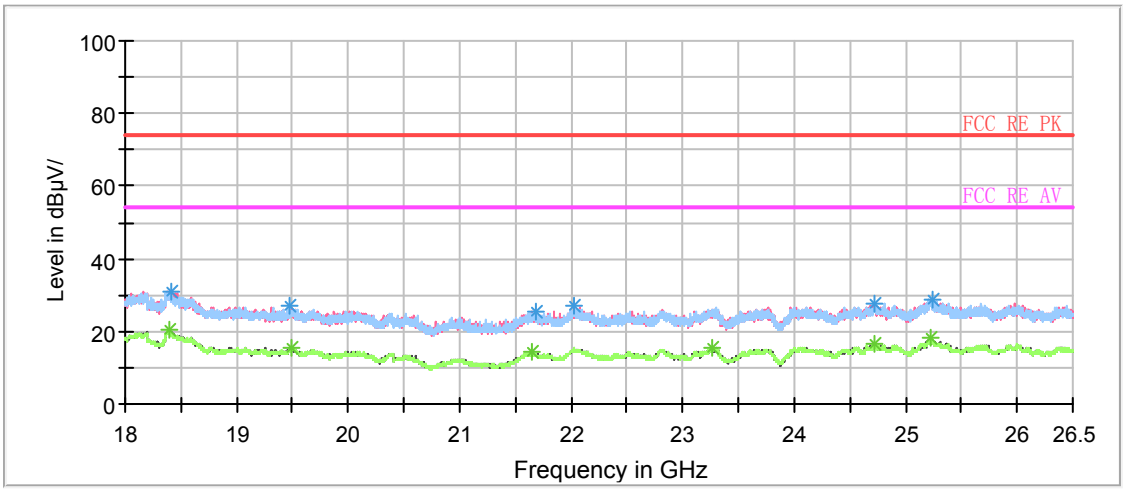

Radiates Emission from 18GHz to 26.5GHz

Frequency (MHz)	Peak (dBuV/m)	Polarization	Azimuth (deg)	Reading value (dBuV/m)	Correct Factor (dB)	Margin (dB)	Limit (dBuV/m)
18393.125000	29.0	H	194.0	33.9	-4.9	45.0	74
19500.250000	26.3	V	328.0	33.8	-7.5	47.7	74
21643.312500	23.5	H	203.0	32.6	-9.1	50.5	74
23271.062500	25.3	H	237.0	32.5	-7.2	48.7	74
24729.875000	26.1	H	75.0	32.3	-6.2	47.9	74
25221.812500	27.1	H	211.0	33.0	-5.9	46.9	74

Remark: 1. Correction Factor = Antenna factor+ Insertion loss (cable loss + amplifier gain)

Frequency (MHz)	Average (dBuV/m)	Polarization	Azimuth (deg)	Reading value (dBuV/m)	Correct Factor (dB)	Margin (dB)	Limit (dBuV/m)
18393.125000	20.3	H	194.0	25.2	-4.9	33.7	54
19500.250000	15.5	V	328.0	23.0	-7.5	38.5	54
21643.312500	14.2	H	203.0	23.3	-9.1	39.8	54
23271.062500	15.5	H	237.0	22.7	-7.2	38.5	54
24729.875000	16.5	H	75.0	22.7	-6.2	37.5	54
25221.812500	18.0	H	211.0	23.9	-5.9	36.0	54

Remark: 1. Correction Factor = Antenna factor+ Insertion loss (cable loss + amplifier gain)

This report shall not be reproduced except in full, without the written approval of TA Technology (Shanghai) Co., Ltd.

RE 26.5-40GHz PK+AV Class B

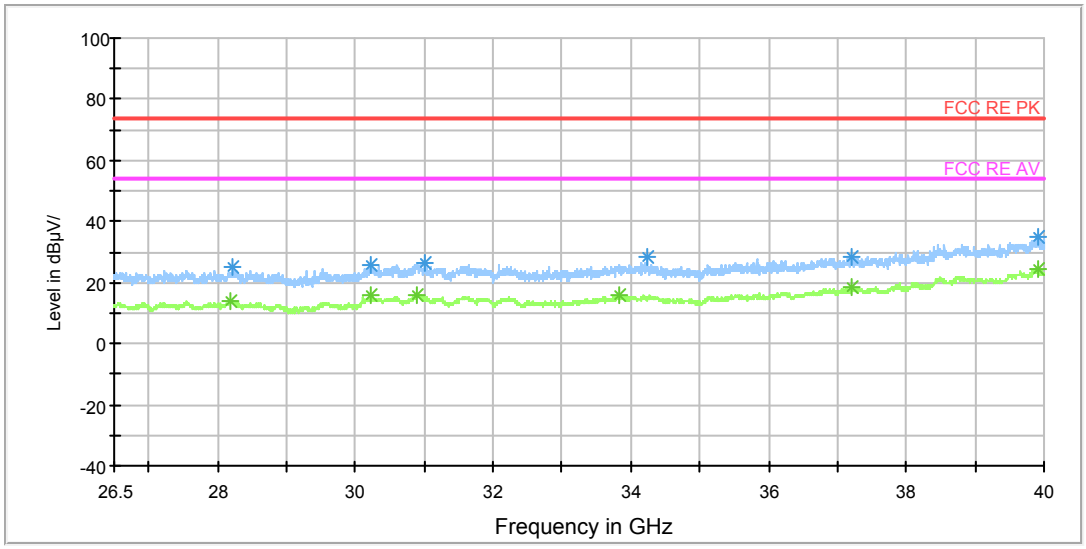

Radiates Emission from 26.5GHz to 40GHz

Frequency (MHz)	Peak (dBuV/m)	Height (cm)	Polarization	Azimuth (deg)	Reading value (dBuV/m)	Correct Factor (dB)	Margin (dB)	Limit (dBuV/m)
28194.250000	22.3	100.0	H	0.0	43.9	-21.6	51.7	74
30222.625000	24.4	100.0	V	0.0	46.3	-21.9	49.6	74
30897.625000	24.1	100.0	V	0.0	45.4	-21.3	49.9	74
33837.250000	24.5	100.0	V	0.0	46.1	-21.6	49.5	74
37205.500000	26.4	100.0	H	0.0	47.8	-21.4	47.6	74
39912.250000	31.8	100.0	V	0.0	52.2	-20.4	42.2	74

Remark: 1. Correction Factor = Antenna factor+ Insertion loss (cable loss + amplifier gain)

Frequency (MHz)	Average (dBuV/m)	Height (cm)	Polarization	Azimuth (deg)	Reading value (dBuV/m)	Correct Factor (dB)	Margin (dB)	Limit (dBuV/m)
28194.250000	14.1	100.0	H	0.0	35.7	-21.6	39.9	54
30222.625000	15.6	100.0	V	0.0	37.5	-21.9	38.4	54
30897.625000	16.0	100.0	V	0.0	37.3	-21.3	38.0	54
33837.250000	16.1	100.0	V	0.0	37.7	-21.6	37.9	54
37205.500000	18.3	100.0	H	0.0	39.7	-21.4	35.7	54
39912.250000	24.4	100.0	V	0.0	44.8	-20.4	29.6	54

Remark: 1. Correction Factor = Antenna factor+ Insertion loss (cable loss + amplifier gain)

This report shall not be reproduced except in full, without the written approval of TA Technology (Shanghai) Co., Ltd.

802.11ac HT40 CH159

RE 0.03-1GHz QP Class B

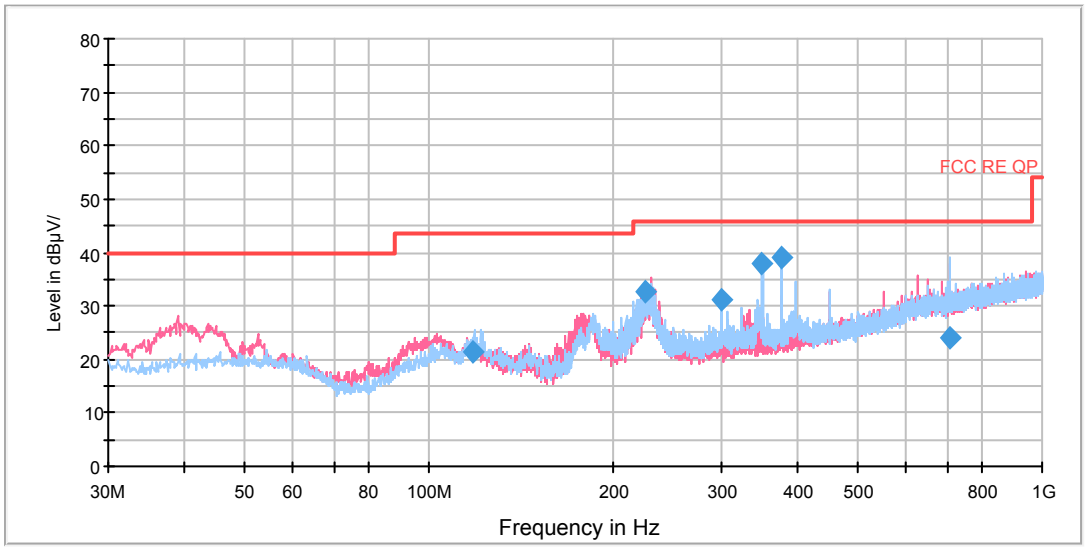

Radiates Emission from 30MHz to 1GHz

Frequency (MHz)	Quasi-Peak (dBuV/m)	Height (cm)	Polarization	Azimuth (deg)	Reading value (dBuV/m)	Correct Factor (dB)	Margin (dB)	Limit (dBuV/m)
118.072500	21.5	125.0	H	259.0	32.4	10.9	22.0	43.5
226.022500	32.6	114.0	H	50.0	45.7	13.1	13.4	46.0
299.983750	31.0	100.0	H	274.0	46.5	15.5	15.0	46.0
349.978750	38.1	100.0	H	4.0	54.8	16.7	7.9	46.0
374.996250	39.1	100.0	H	141.0	56.5	17.4	6.9	46.0
709.002500	24.0	100.0	H	4.0	47.0	23.0	22.0	46.0

Remark: 1. Quasi-Peak = Reading value + Correction factor

2. Correction Factor = Antenna factor+ Insertion loss(cable loss+amplifier gain)

3. Margin = Limit – Quasi-Peak

This report shall not be reproduced except in full, without the written approval of TA Technology (Shanghai) Co., Ltd.

Copy of RE 1G-7GHz PK+AV Class A

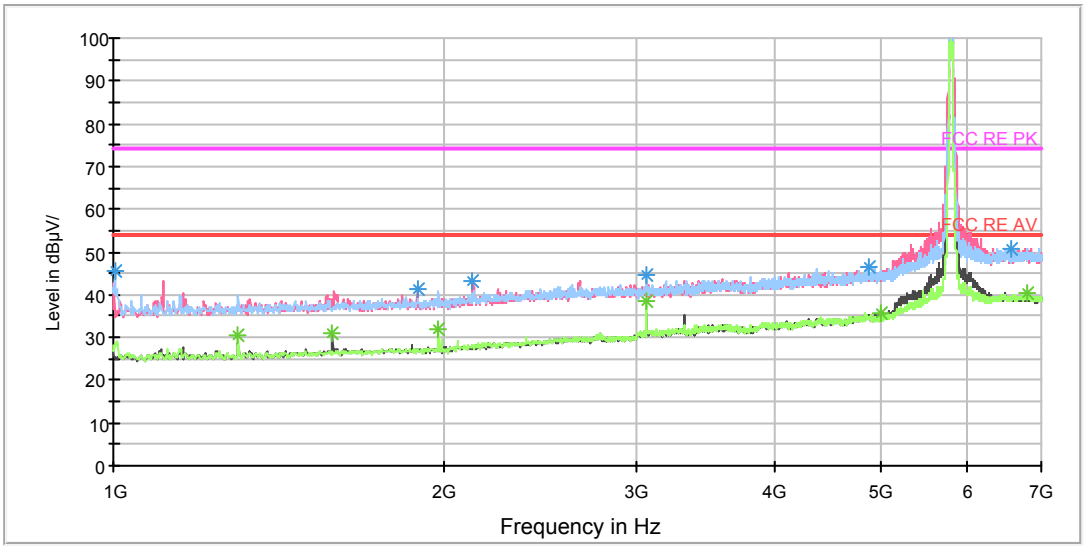

Note: The signal beyond the limit is carrier.
Radiates Emission from 1GHz to 7GHz

Frequency (MHz)	Peak (dBuV/m)	Height (cm)	Polarization	Azimuth (deg)	Reading value (dBuV/m)	Correct Factor (dB)	Margin (dB)	Limit (dBuV/m)
1003.000000	45.3	100.0	H	165.0	56.7	-11.4	28.7	74
1891.000000	41.1	100.0	V	181.0	49.2	-8.1	32.9	74
2125.000000	43.2	100.0	V	0.0	50.2	-7.0	30.8	74
3062.500000	44.4	100.0	H	24.0	48.1	-3.7	29.6	74
4868.500000	46.6	100.0	V	355.0	47.1	-0.5	27.4	74
6581.500000	50.6	100.0	H	1.0	55.8	5.2	23.4	74

Remark: 1. Correction Factor = Antenna factor+ Insertion loss (cable loss + amplifier gain)

Frequency (MHz)	Average (dBuV/m)	Height (cm)	Polarization	Azimuth (deg)	Reading value (dBuV/m)	Correct Factor (dB)	Margin (dB)	Limit (dBuV/m)
1300.000000	30.7	100.0	H	347.0	40.8	-10.1	23.3	54
1583.500000	30.9	100.0	V	0.0	39.9	-9.0	23.1	54
1979.500000	31.9	100.0	H	347.0	39.8	-7.9	22.1	54
3062.500000	38.4	100.0	H	24.0	42.1	-3.7	15.6	54
5000.500000	35.9	100.0	V	293.0	36.2	-0.3	18.1	54
6803.500000	40.6	100.0	V	352.0	45.6	5.0	13.4	54

Remark: 1. Correction Factor = Antenna factor+ Insertion loss (cable loss + amplifier gain)

This report shall not be reproduced except in full, without the written approval of TA Technology (Shanghai) Co., Ltd.

RE 3-18GHz PK+AV

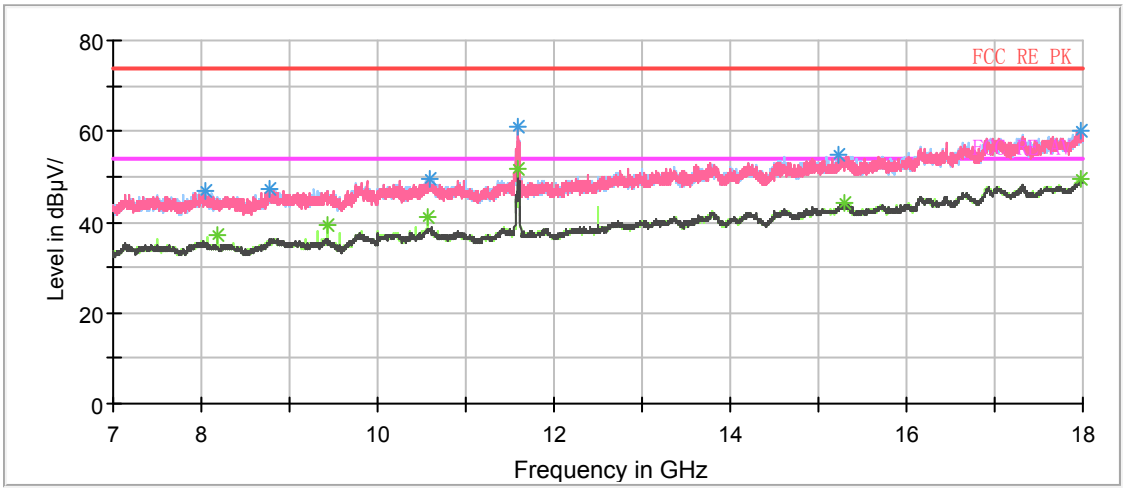

Radiates Emission from 7GHz to 18GHz

Frequency (MHz)	Peak (dBuV/m)	Height (cm)	Polarization	Azimuth (deg)	Reading value (dBuV/m)	Correct Factor (dB)	Margin (dB)	Limit (dBuV/m)
8186.625000	45.5	101.0	H	28.0	54.7	9.2	28.5	74
9436.500000	46.8	101.0	H	61.0	57.7	10.9	27.2	74
10562.625000	48.1	101.0	H	61.0	61.4	13.3	25.9	74
11589.750000	61.0	101.0	H	150.0	74.9	13.9	13.0	74
15287.125000	52.7	101.0	V	0.0	72.3	19.6	21.3	74
17967.000000	57.6	101.0	V	121.0	82.6	25.0	16.4	74

Remark: 1. Correction Factor = Antenna factor+ Insertion loss (cable loss + amplifier gain)

Frequency (MHz)	Average (dBuV/m)	Height (cm)	Polarization	Azimuth (deg)	Reading value (dBuV/m)	Correct Factor (dB)	Margin (dB)	Limit (dBuV/m)
8186.625000	37.1	101.0	H	28.0	46.3	9.2	16.9	54
9436.500000	39.4	101.0	H	61.0	50.3	10.9	14.6	54
10562.625000	40.9	101.0	H	61.0	54.2	13.3	13.1	54
11589.750000	51.7	101.0	H	150.0	65.6	13.9	2.3	54
15287.125000	44.2	101.0	V	0.0	63.8	19.6	9.8	54
17967.000000	49.5	101.0	V	121.0	74.5	25.0	4.5	54

Remark: 1. Correction Factor = Antenna factor+ Insertion loss (cable loss + amplifier gain)

This report shall not be reproduced except in full, without the written approval of TA Technology (Shanghai) Co., Ltd.

RE 18-26.5GHz PK+AV

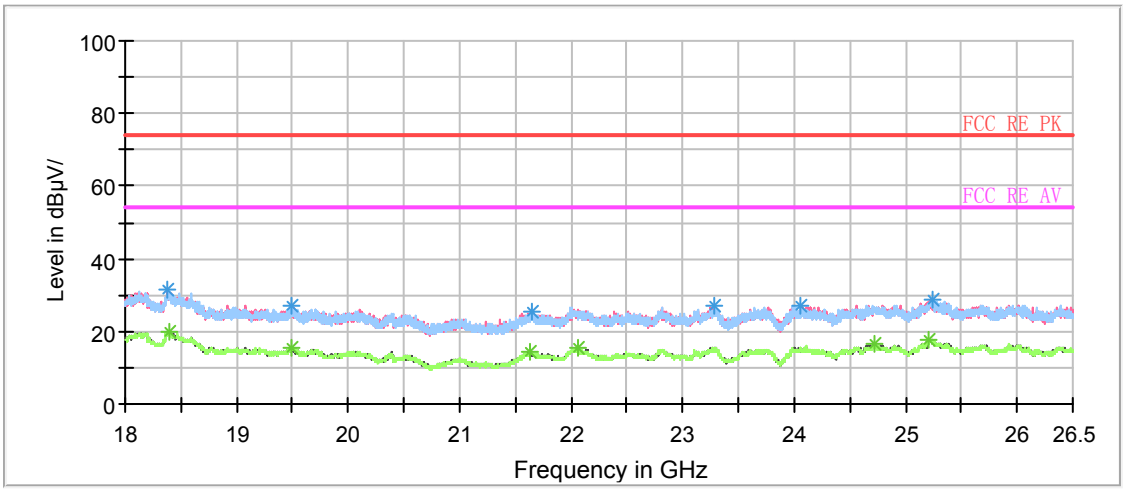

Radiates Emission from 18GHz to 26.5GHz

Frequency (MHz)	Peak (dBuV/m)	Polarization	Azimuth (deg)	Reading value (dBuV/m)	Correct Factor (dB)	Margin (dB)	Limit (dBuV/m)
18394.187500	29.5	V	244.0	34.4	-4.9	44.5	74
19499.187500	25.0	V	303.0	32.5	-7.5	49.0	74
21631.625000	23.7	V	336.0	32.8	-9.1	50.3	74
22056.625000	24.7	V	210.0	32.8	-8.1	49.3	74
24725.625000	26.1	H	0.0	32.3	-6.2	47.9	74
25209.062500	26.7	V	126.0	33.0	-6.3	47.3	74

Remark: 1. Correction Factor = Antenna factor+ Insertion loss (cable loss + amplifier gain)

Frequency (MHz)	Average (dBuV/m)	Polarization	Azimuth (deg)	Reading value (dBuV/m)	Correct Factor (dB)	Margin (dB)	Limit (dBuV/m)
18394.187500	20.0	V	244.0	24.9	-4.9	34.0	54
19499.187500	15.6	V	303.0	23.1	-7.5	38.4	54
21631.625000	14.2	V	336.0	23.3	-9.1	39.8	54
22056.625000	15.6	V	210.0	23.7	-8.1	38.4	54
24725.625000	16.5	H	0.0	22.7	-6.2	37.5	54
25209.062500	17.9	V	126.0	24.2	-6.3	36.1	54

Remark: 1. Correction Factor = Antenna factor+ Insertion loss (cable loss + amplifier gain)

This report shall not be reproduced except in full, without the written approval of TA Technology (Shanghai) Co., Ltd.

RE 26.5-40GHz PK+AV Class B

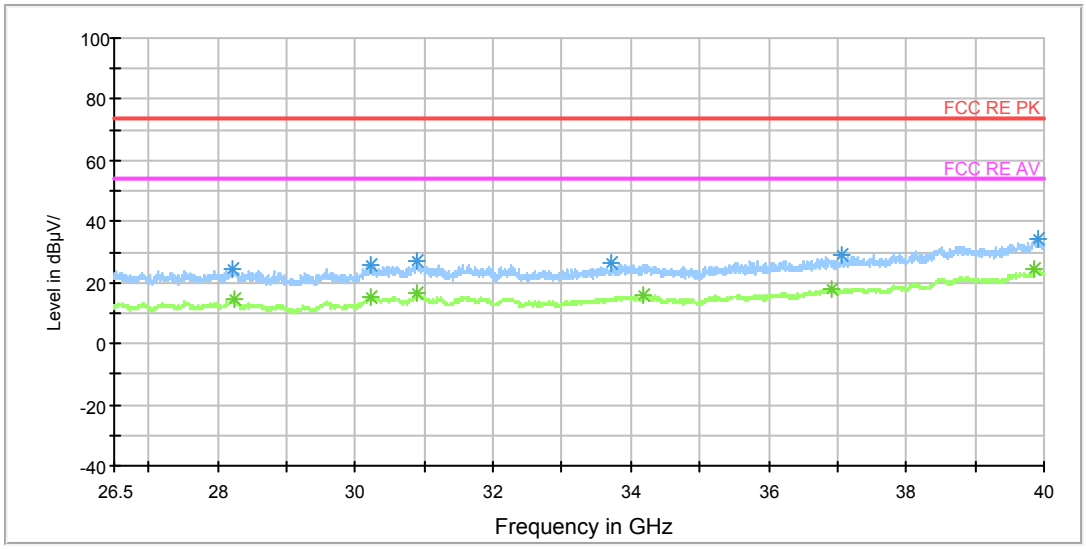

Radiates Emission from 26.5GHz to 40GHz

Frequency (MHz)	Peak (dBuV/m)	Height (cm)	Polarization	Azimuth (deg)	Reading value (dBuV/m)	Correct Factor (dB)	Margin (dB)	Limit (dBuV/m)
28248.250000	22.9	100.0	V	0.0	44.6	-21.7	51.1	74
30236.125000	24.8	100.0	H	0.0	46.7	-21.9	49.2	74
30901.000000	27.1	100.0	H	0.0	48.4	-21.3	46.9	74
34178.125000	23.7	100.0	V	0.0	45.0	-21.3	50.3	74
36901.750000	27.1	100.0	V	0.0	48.5	-21.4	46.9	74
39854.875000	32.8	100.0	H	0.0	53.2	-20.4	41.2	74

Remark: 1. Correction Factor = Antenna factor+ Insertion loss (cable loss + amplifier gain)

Frequency (MHz)	Average (dBuV/m)	Height (cm)	Polarization	Azimuth (deg)	Reading value (dBuV/m)	Correct Factor (dB)	Margin (dB)	Limit (dBuV/m)
28248.250000	14.2	100.0	V	0.0	35.9	-21.7	39.8	54
30236.125000	15.4	100.0	H	0.0	37.3	-21.9	38.6	54
30901.000000	16.6	100.0	H	0.0	37.9	-21.3	37.4	54
34178.125000	15.9	100.0	V	0.0	37.2	-21.3	38.1	54
36901.750000	17.9	100.0	V	0.0	39.3	-21.4	36.1	54
39854.875000	24.4	100.0	H	0.0	44.8	-20.4	29.6	54

Remark: 1. Correction Factor = Antenna factor+ Insertion loss (cable loss + amplifier gain)

This report shall not be reproduced except in full, without the written approval of TA Technology (Shanghai) Co., Ltd.

802.11ac HT80 CH155

RE 0.03-1GHz QP Class B

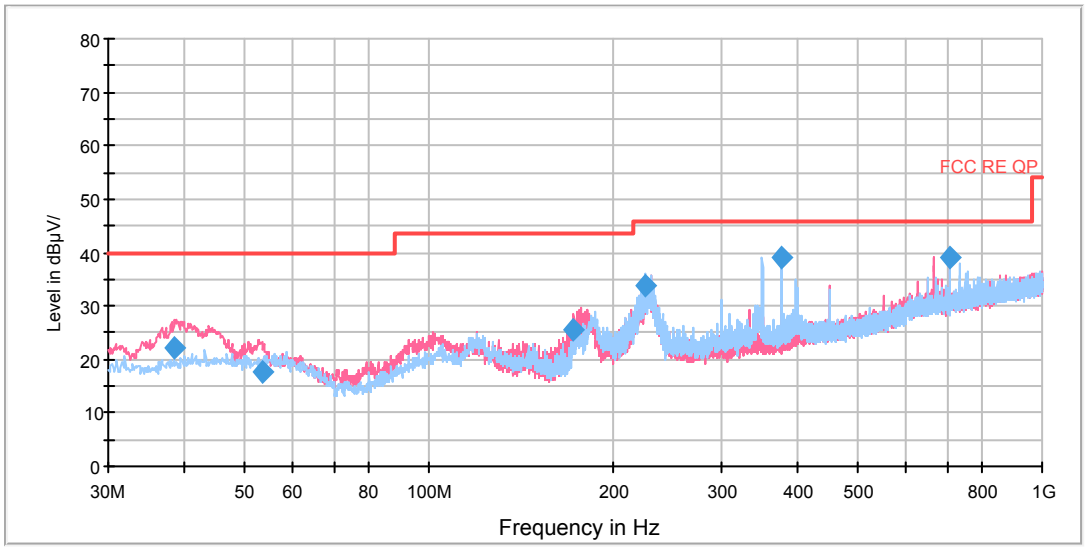

Radiates Emission from 30MHz to 1GHz

Frequency (MHz)	Quasi-Peak (dBuV/m)	Height (cm)	Polarization	Azimuth (deg)	Reading value (dBuV/m)	Correct Factor (dB)	Margin (dB)	Limit (dBuV/m)
38.567500	22.1	100.0	V	110.0	34.9	12.8	17.9	40.0
53.446250	17.6	100.0	V	164.0	30.4	12.8	22.4	40.0
172.548750	25.5	100.0	V	0.0	35.9	10.4	18.0	43.5
225.940000	33.9	125.0	H	296.0	47.0	13.1	12.1	46.0
374.996250	39.0	100.0	H	140.0	56.4	17.4	7.0	46.0
708.640000	38.9	100.0	V	236.0	61.9	23.0	7.1	46.0

Remark: 1. Quasi-Peak = Reading value + Correction factor

2. Correction Factor = Antenna factor+ Insertion loss(cable loss+amplifier gain)

3. Margin = Limit – Quasi-Peak

This report shall not be reproduced except in full, without the written approval of TA Technology (Shanghai) Co., Ltd.

Copy of RE 1G-7GHz PK+AV Class A

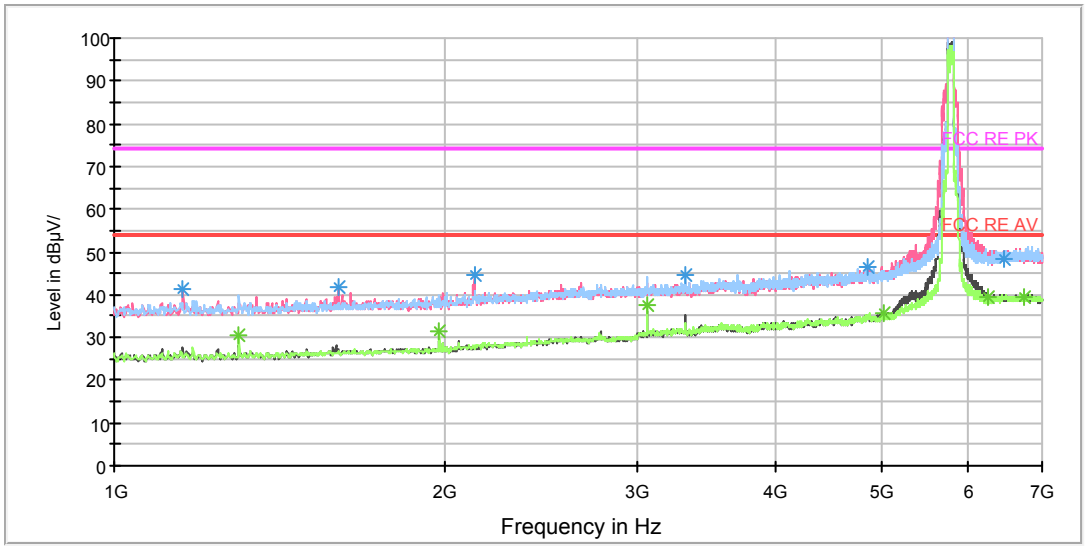

Note: The signal beyond the limit is carrier.
Radiates Emission from 1GHz to 7GHz

Frequency (MHz)	Peak (dBuV/m)	Height (cm)	Polarization	Azimuth (deg)	Reading value (dBuV/m)	Correct Factor (dB)	Margin (dB)	Limit (dBuV/m)
1156.000000	41.2	100.0	V	240.0	52.0	-10.8	32.8	74
1600.000000	41.8	100.0	V	210.0	50.8	-9.0	32.2	74
2126.500000	44.4	100.0	V	0.0	51.4	-7.0	29.6	74
3313.000000	44.6	100.0	H	262.0	47.7	-3.1	29.4	74
4864.000000	46.6	100.0	V	339.0	47.1	-0.5	27.4	74
6457.000000	48.3	100.0	V	350.0	53.6	5.3	25.7	74

Remark: 1. Correction Factor = Antenna factor+ Insertion loss (cable loss + amplifier gain)

Frequency (MHz)	Average (dBuV/m)	Height (cm)	Polarization	Azimuth (deg)	Reading value (dBuV/m)	Correct Factor (dB)	Margin (dB)	Limit (dBuV/m)
1300.000000	30.6	100.0	H	355.0	40.7	-10.1	23.4	54
1979.500000	31.6	100.0	H	347.0	39.5	-7.9	22.4	54
3062.500000	37.4	100.0	H	24.0	41.1	-3.7	16.6	54
5027.500000	35.8	100.0	V	302.0	36.1	-0.3	18.2	54
6245.500000	39.6	100.0	V	250.0	43.7	4.1	14.4	54
6728.500000	39.4	100.0	H	57.0	44.4	5.0	14.6	54

Remark: 1. Correction Factor = Antenna factor+ Insertion loss (cable loss + amplifier gain)

This report shall not be reproduced except in full, without the written approval of TA Technology (Shanghai) Co., Ltd.

RE 3-18GHz PK+AV

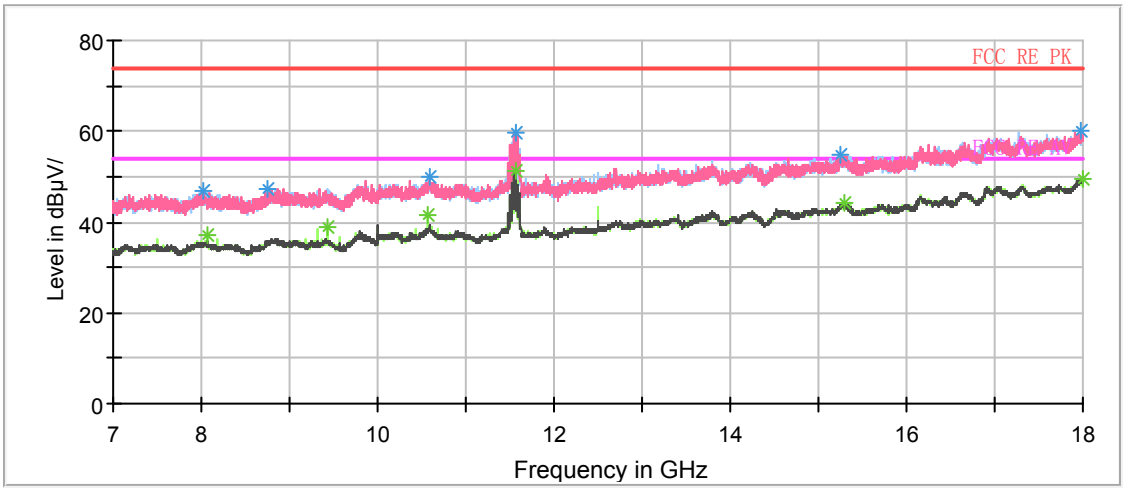

Radiates Emission from 7GHz to 18GHz

Frequency (MHz)	Peak (dBuV/m)	Height (cm)	Polarization	Azimuth (deg)	Reading value (dBuV/m)	Correct Factor (dB)	Margin (dB)	Limit (dBuV/m)
8061.500000	46.4	101.0	H	28.0	55.1	8.7	27.6	74
9436.500000	47.2	101.0	H	62.0	58.1	10.9	26.8	74
10562.625000	48.8	101.0	H	62.0	62.1	13.3	25.2	74
11562.250000	59.4	101.0	V	95.0	73.3	13.9	14.6	74
15289.875000	54.2	101.0	V	0.0	73.8	19.6	19.8	74
17997.250000	59.5	101.0	H	180.0	84.9	25.4	14.5	74

Remark: 1. Correction Factor = Antenna factor+ Insertion loss (cable loss + amplifier gain)

Frequency (MHz)	Average (dBuV/m)	Height (cm)	Polarization	Azimuth (deg)	Reading value (dBuV/m)	Correct Factor (dB)	Margin (dB)	Limit (dBuV/m)
8061.500000	37.2	101.0	H	28.0	45.9	8.7	16.8	54
9436.500000	39.0	101.0	H	62.0	49.9	10.9	15.0	54
10562.625000	41.6	101.0	H	62.0	54.9	13.3	12.4	54
11562.250000	51.5	101.0	V	95.0	65.4	13.9	2.5	54
15289.875000	44.2	101.0	V	0.0	63.8	19.6	9.8	54
17997.250000	49.6	101.0	H	180.0	75.0	25.4	4.4	54

Remark: 1. Correction Factor = Antenna factor+ Insertion loss (cable loss + amplifier gain)

This report shall not be reproduced except in full, without the written approval of TA Technology (Shanghai) Co., Ltd.

RE 18-26.5GHz PK+AV

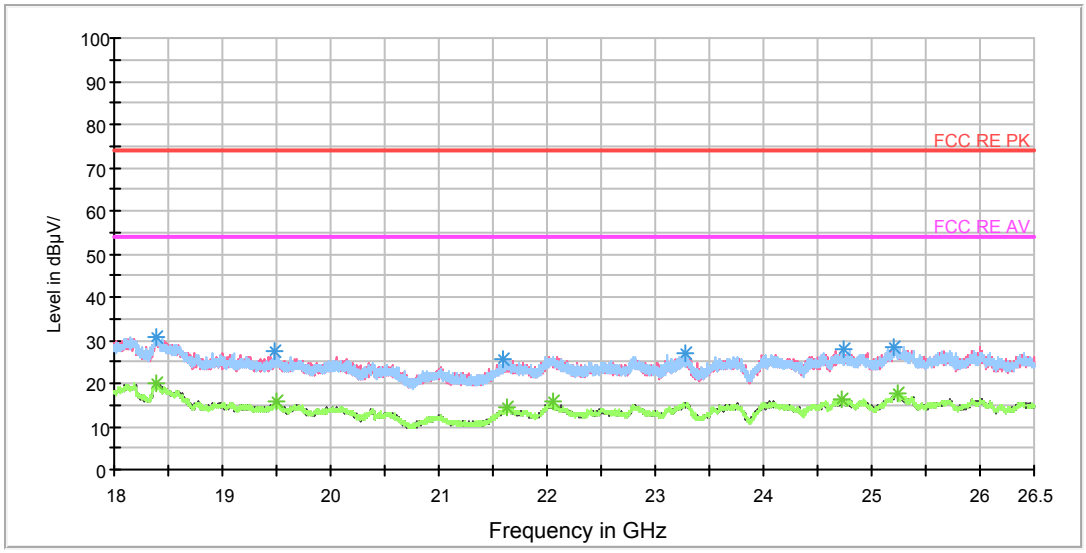

Radiates Emission from 18GHz to 26.5GHz

Frequency (MHz)	Peak (dBuV/m)	Polarization	Azimuth (deg)	Reading value (dBuV/m)	Correct Factor (dB)	Margin (dB)	Limit (dBuV/m)
18383.562500	30.8	V	234.0	35.6	-4.8	43.2	74
19475.812500	27.4	V	73.0	35.3	-7.9	46.6	74
21594.437500	25.5	H	0.0	34.2	-8.7	48.5	74
23277.437500	26.9	H	168.0	34.1	-7.2	47.1	74
24742.625000	28.1	H	0.0	34.6	-6.5	45.9	74
25201.625000	28.5	H	94.0	35.0	-6.5	45.5	74

Remark: 1. Correction Factor = Antenna factor+ Insertion loss (cable loss + amplifier gain)

Frequency (MHz)	Average (dBuV/m)	Polarization	Azimuth (deg)	Reading value (dBuV/m)	Correct Factor (dB)	Margin (dB)	Limit (dBuV/m)
18388.875000	20.2	H	118.0	25.1	-4.9	33.8	54
19505.562500	15.6	H	77.0	23.1	-7.5	38.4	54
21627.375000	14.3	V	0.0	23.4	-9.1	39.7	54
22061.937500	15.7	H	10.0	23.8	-8.1	38.3	54
24728.812500	16.4	V	97.0	22.6	-6.2	37.6	54
25232.437500	17.8	V	340.0	23.7	-5.9	36.2	54

Remark: 1. Correction Factor = Antenna factor+ Insertion loss (cable loss + amplifier gain)

This report shall not be reproduced except in full, without the written approval of TA Technology (Shanghai) Co., Ltd.

RE 26.5-40GHz PK+AV Class B

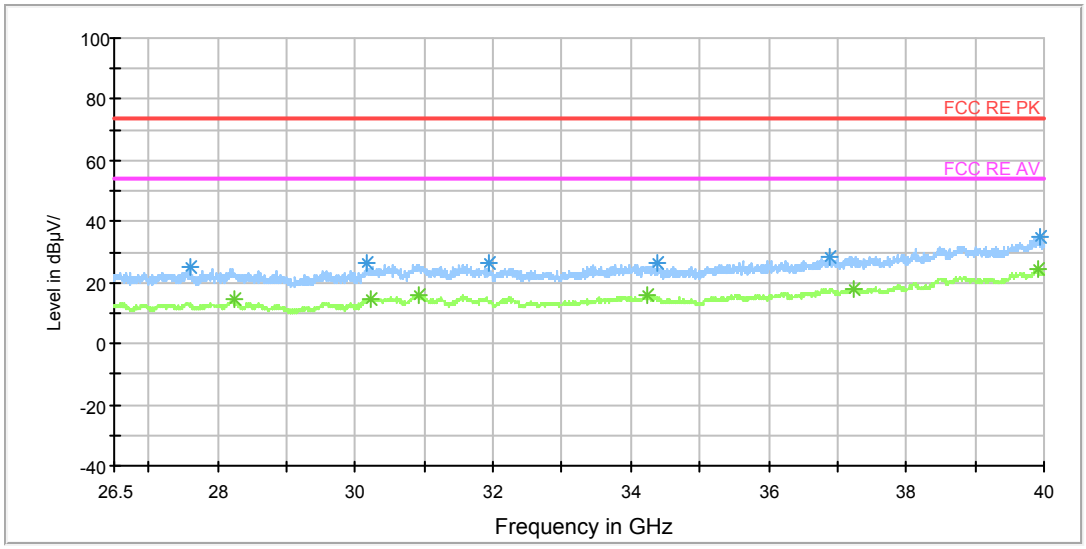

Radiates Emission from 26.5GHz to 40GHz

Frequency (MHz)	Peak (dBuV/m)	Height (cm)	Polarization	Azimuth (deg)	Reading value (dBuV/m)	Correct Factor (dB)	Margin (dB)	Limit (dBuV/m)
28241.500000	22.6	100.0	H	0.0	44.3	-21.7	51.4	74
30222.625000	23.3	100.0	V	0.0	45.2	-21.9	50.7	74
30914.500000	24.9	100.0	H	0.0	46.1	-21.2	49.1	74
34249.000000	23.5	100.0	H	0.0	44.8	-21.3	50.5	74
37242.625000	26.0	100.0	H	0.0	47.4	-21.4	48.0	74
39919.000000	32.7	100.0	H	0.0	53.1	-20.4	41.3	74

Remark: 1. Correction Factor = Antenna factor+ Insertion loss (cable loss + amplifier gain)

Frequency (MHz)	Average (dBuV/m)	Height (cm)	Polarization	Azimuth (deg)	Reading value (dBuV/m)	Correct Factor (dB)	Margin (dB)	Limit (dBuV/m)
28241.500000	14.4	100.0	H	0.0	36.1	-21.7	39.6	54
30222.625000	14.9	100.0	V	0.0	36.8	-21.9	39.1	54
30914.500000	15.9	100.0	H	0.0	37.1	-21.2	38.1	54
34249.000000	15.8	100.0	H	0.0	37.1	-21.3	38.2	54
37242.625000	18.0	100.0	H	0.0	39.4	-21.4	36.0	54
39919.000000	24.4	100.0	H	0.0	44.8	-20.4	29.6	54

Remark: 1. Correction Factor = Antenna factor+ Insertion loss (cable loss + amplifier gain)

This report shall not be reproduced except in full, without the written approval of TA Technology (Shanghai) Co., Ltd.

5.6. Conducted Emission

Ambient condition

Temperature	Relative humidity	Pressure
23°C ~25°C	45%~50%	101.5kPa

Methods of Measurement

The EUT IS placed on a non-metallic table of 80cm height above the horizontal metal reference ground plane. During the test, the EUT was operating in its typical mode. The test method is according to ANSI C63.10-2013.Connect the AC power line of the EUT to the LISN Use EMI receiver to detect the average and Quasi-peak value. RBW is set to 9kHz, VBW is set to 30kHz The measurement result should include both L line and N line.
The test is in transmitting mode.

Test Setup

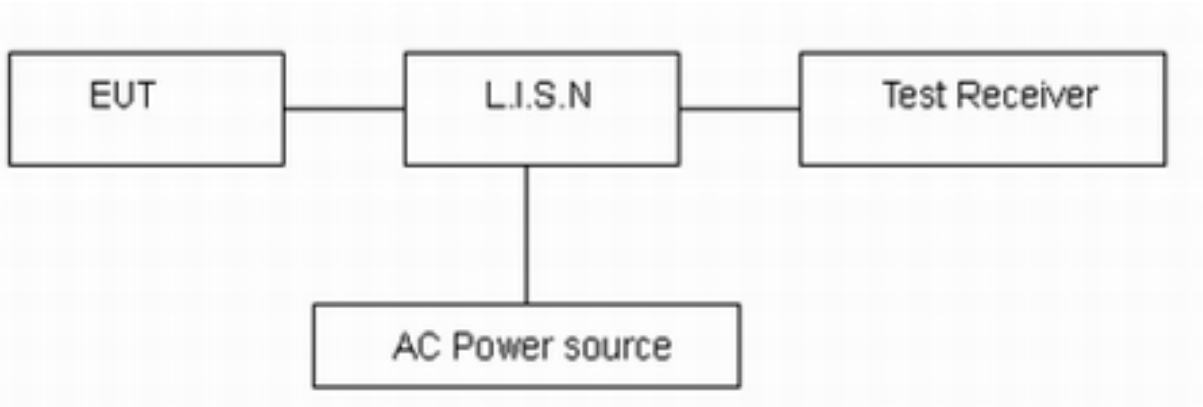

Note: AC Power source is used to change the voltage 110V/60Hz.

Limits

Frequency (MHz)	Conducted Limits(dBμV)	
	Quasi-peak	Average
0.15 - 0.5	66 to 56 *	56 to 46*
0.5 - 5	56	46
5 - 30	60	50
*: Decreases with the logarithm of the frequency.		

Measurement Uncertainty

The assessed measurement uncertainty to ensure 95% confidence level for the normal distribution is with the coverage factor k = 1.96, U= 2.69 dB.

This report shall not be reproduced except in full, without the written approval of TA Technology (Shanghai) Co., Ltd.

Test Results:

Following plots, Blue trace uses the peak detection, Green trace uses the average detection.

U-NII-1, 802.11a, Channel No.: 36, L Line

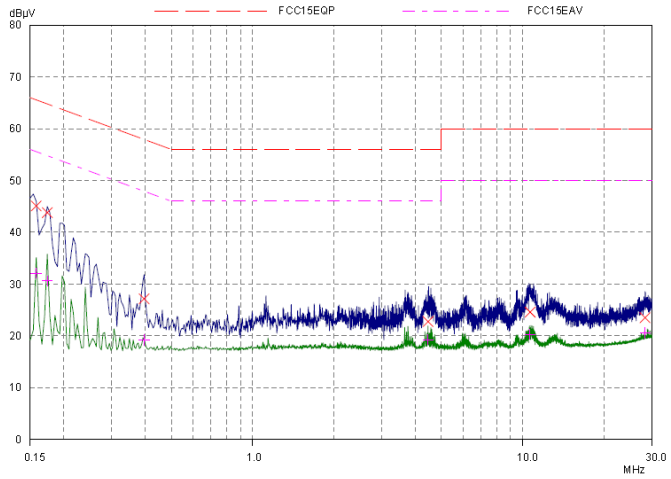

Final Measurement Results

Frequency MHz	QP Level dBµV	QP Limit dBµV	QP Delta dB	Phase -	PE -
0.15781	45.10	65.58	20.48	L1	gnd
0.17343	43.80	64.79	20.99	L1	gnd
0.39609	27.16	57.93	30.77	L1	gnd
4.45859	22.77	56.00	33.23	L1	gnd
10.63828	24.59	60.00	35.41	L1	gnd
28.36093	23.52	60.00	36.48	L1	gnd

Frequency MHz	AV Level dBµV	AV Limit dBµV	AV Delta dB	Phase -	PE -
0.15781	32.13	55.58	23.45	L1	gnd
0.17343	30.61	54.79	24.18	L1	gnd
0.39609	19.24	47.93	28.69	L1	gnd
4.45859	19.27	46.00	26.73	L1	gnd
10.63828	20.31	50.00	29.69	L1	gnd
28.36093	20.58	50.00	29.42	L1	gnd

U-NII-1, 802.11a, Channel No.: 36, N Line

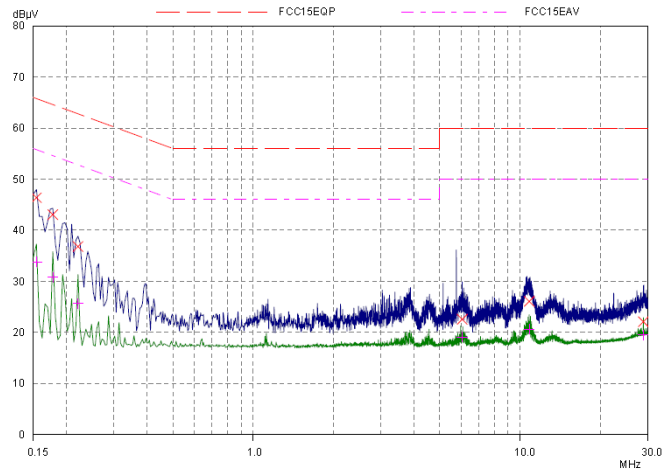

Final Measurement Results

Frequency MHz	QP Level dBµV	QP Limit dBµV	QP Delta dB	Phase -	PE -
0.1539	46.38	65.79	19.41	N	gnd
0.17734	43.06	64.61	21.55	N	gnd
0.22031	36.81	62.81	26.00	N	gnd
6.06406	22.55	60.00	37.45	N	gnd
10.81406	26.06	60.00	33.94	N	gnd
28.95859	22.08	60.00	37.92	N	gnd

Frequency MHz	AV Level dBµV	AV Limit dBµV	AV Delta dB	Phase -	PE -
0.1539	33.80	55.79	21.99	N	gnd
0.17734	30.76	54.61	23.85	N	gnd
0.22031	25.66	52.81	27.15	N	gnd
6.06406	19.09	50.00	30.91	N	gnd
10.81406	20.64	50.00	29.36	N	gnd
28.95859	19.48	50.00	30.52	N	gnd

U-NII-1, 802.11a, Channel No.: 40, L Line

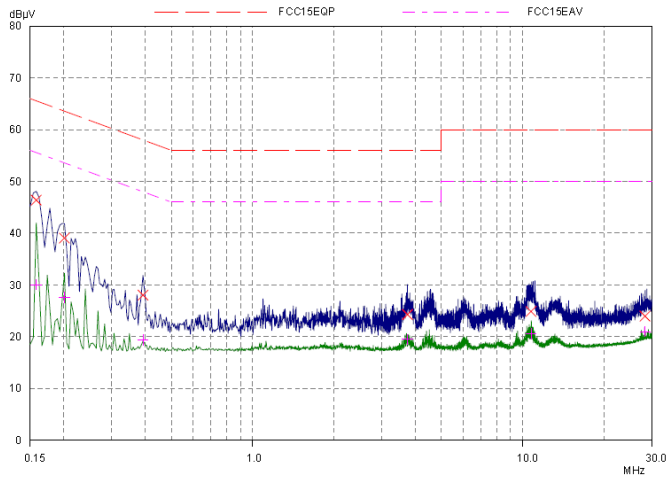

Final Measurement Results

Frequency MHz	QP Level dBµV	QP Limit dBµV	QP Delta dB	Phase -	PE -
0.15781	46.38	65.58	19.20	L1	gnd
0.20078	39.06	63.58	24.52	L1	gnd
0.39218	28.04	58.02	29.98	L1	gnd
3.73984	24.27	56.00	31.73	L1	gnd
10.73203	24.88	60.00	35.12	L1	gnd
28.36093	23.96	60.00	36.04	L1	gnd

Frequency MHz	AV Level dBµV	AV Limit dBµV	AV Delta dB	Phase -	PE -
0.15781	30.06	55.58	25.52	L1	gnd
0.20078	27.63	53.58	25.95	L1	gnd
0.39218	19.38	48.02	28.64	L1	gnd
3.73984	19.46	46.00	26.54	L1	gnd
10.73203	20.58	50.00	29.42	L1	gnd
28.36093	21.01	50.00	28.99	L1	gnd

This report shall not be reproduced except in full, without the written approval of TA Technology (Shanghai) Co., Ltd.

U-NII-1, 802.11a, Channel No.: 40, N Line

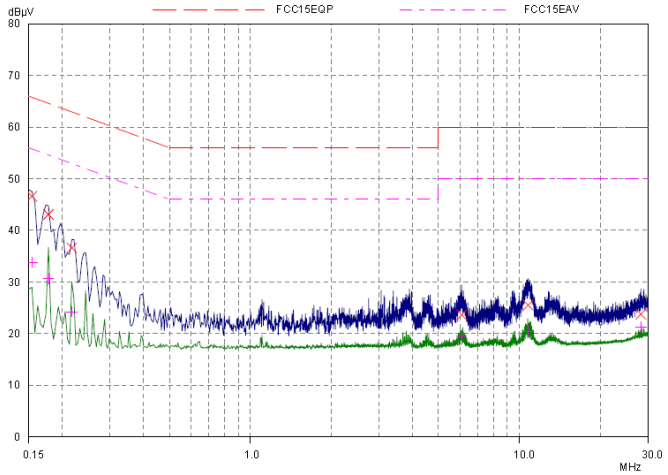

Final Measurement Results

Frequency MHz	QP Level dBµV	QP Limit dBµV	QP Delta dB	Phase -	PE -
0.1539	46.60	65.79	19.19	N	gnd
0.17734	43.08	64.61	21.53	N	gnd
0.2164	36.59	62.96	26.37	N	gnd
6.0914	23.63	60.00	36.37	N	gnd
10.75937	25.52	60.00	34.48	N	gnd
28.26328	23.77	60.00	36.23	N	gnd

Frequency MHz	AV Level dBµV	AV Limit dBµV	AV Delta dB	Phase -	PE -
0.1539	33.80	55.79	21.99	N	gnd
0.17734	30.68	54.61	23.93	N	gnd
0.2164	24.24	52.96	28.72	N	gnd
6.0914	19.59	50.00	30.41	N	gnd
10.75937	20.45	50.00	29.55	N	gnd
28.26328	21.27	50.00	28.73	N	gnd

U-NII-1, 802.11a, Channel No.: 48, L Line

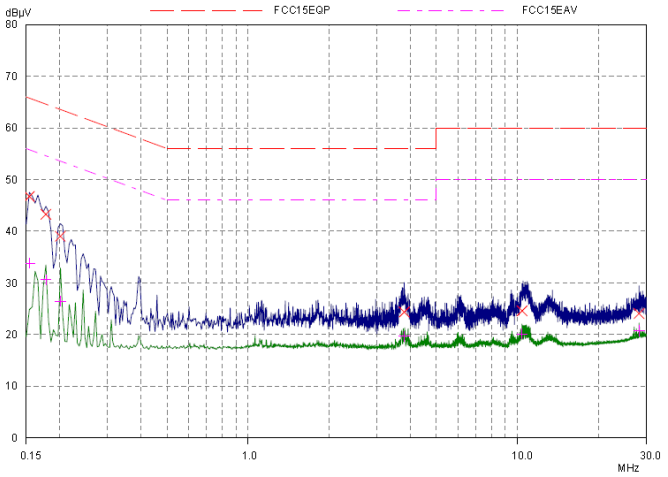

Final Measurement Results

Frequency MHz	QP Level dBµV	QP Limit dBµV	QP Delta dB	Phase -	PE -
0.1539	46.74	65.79	19.05	L1	gnd
0.17734	43.28	64.61	21.33	L1	gnd
0.20078	39.02	63.58	24.56	L1	gnd
3.79453	24.35	56.00	31.65	L1	gnd
10.39609	24.59	60.00	35.41	L1	gnd
28.26328	24.05	60.00	35.95	L1	gnd

Frequency MHz	AV Level dBµV	AV Limit dBµV	AV Delta dB	Phase -	PE -
0.1539	33.80	55.79	21.99	L1	gnd
0.17734	30.61	54.61	24.00	L1	gnd
0.20078	26.46	53.58	27.12	L1	gnd
3.79453	19.67	46.00	26.33	L1	gnd
10.39609	20.12	50.00	29.88	L1	gnd
28.26328	20.79	50.00	29.21	L1	gnd

U-NII-1, 802.11a, Channel No.: 48, N Line

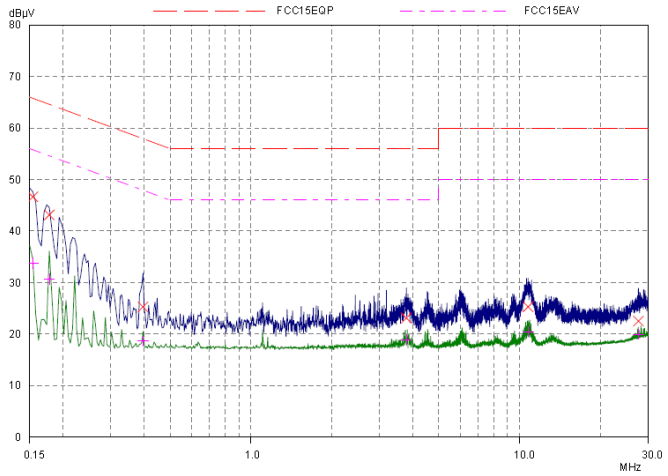

Final Measurement Results

Frequency MHz	QP Level dBµV	QP Limit dBµV	QP Delta dB	Phase -	PE -
0.1539	46.64	65.79	19.15	N	gnd
0.17734	43.14	64.61	21.47	N	gnd
0.39609	25.28	57.93	32.65	N	gnd
3.78671	23.11	56.00	32.89	N	gnd
10.74375	25.30	60.00	34.70	N	gnd
27.65	22.52	60.00	37.48	N	gnd

Frequency MHz	AV Level dBµV	AV Limit dBµV	AV Delta dB	Phase -	PE -
0.1539	33.75	55.79	22.04	N	gnd
0.17734	30.68	54.61	23.93	N	gnd
0.39609	18.64	47.93	29.29	N	gnd
3.78671	18.95	46.00	27.05	N	gnd
10.74375	20.45	50.00	29.55	N	gnd
27.65	19.97	50.00	30.03	N	gnd

This report shall not be reproduced except in full, without the written approval of TA Technology (Shanghai) Co., Ltd.

U-NII-1, 802.11n HT20, Channel No.: 36, L Line

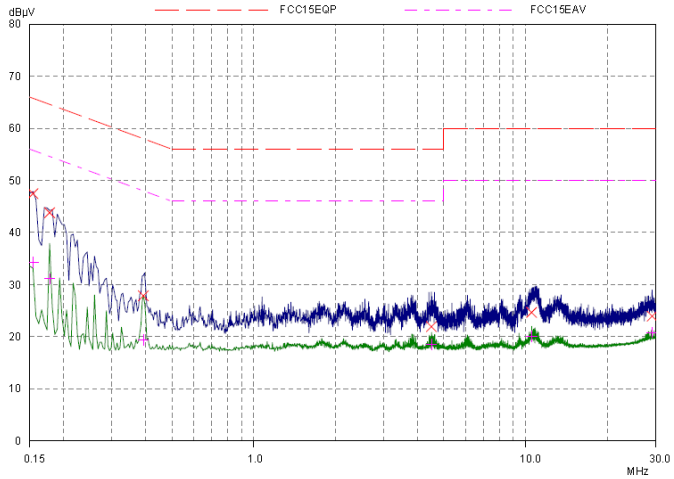

Final Measurement Results

Frequency MHz	QP Level dBµV	QP Limit dBµV	QP Delta dB	Phase -	PE -
0.1539	47.48	65.79	18.31	L1	gnd
0.17734	43.80	64.61	20.81	L1	gnd
0.39218	27.86	58.02	30.16	L1	gnd
4.49765	21.93	56.00	34.07	L1	gnd
10.50546	24.65	60.00	35.35	L1	gnd
29.17343	23.95	60.00	36.05	L1	gnd

Frequency MHz	AV Level dBµV	AV Limit dBµV	AV Delta dB	Phase -	PE -
0.1539	34.28	55.79	21.51	L1	gnd
0.17734	31.14	54.61	23.47	L1	gnd
0.39218	19.38	48.02	28.64	L1	gnd
4.49765	18.52	46.00	27.48	L1	gnd
10.50546	20.05	50.00	29.95	L1	gnd
29.17343	20.83	50.00	29.17	L1	gnd

U-NII-1, 802.11n HT20, Channel No.: 36, N Line

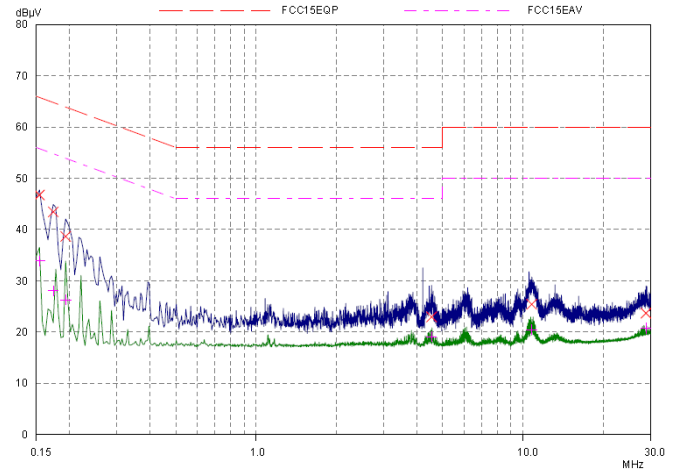

Final Measurement Results

Frequency MHz	QP Level dBµV	QP Limit dBµV	QP Delta dB	Phase -	PE -
0.1539	46.74	65.79	19.05	N	gnd
0.17343	43.44	64.79	21.35	N	gnd
0.19296	38.67	63.91	25.24	N	gnd
4.53671	22.95	56.00	33.05	N	gnd
10.775	25.42	60.00	34.58	N	gnd
28.88437	23.69	60.00	36.31	N	gnd

Frequency MHz	AV Level dBµV	AV Limit dBµV	AV Delta dB	Phase -	PE -
0.1539	33.86	55.79	21.93	N	gnd
0.17343	28.03	54.79	26.76	N	gnd
0.19296	26.28	53.91	27.63	N	gnd
4.53671	19.12	46.00	26.88	N	gnd
10.775	20.45	50.00	29.55	N	gnd
28.88437	20.79	50.00	29.21	N	gnd

U-NII-1, 802.11n HT20, Channel No.: 40, L Line

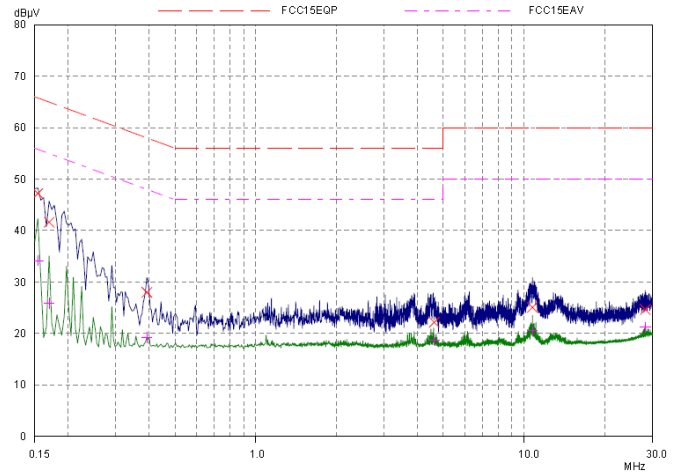

Final Measurement Results

Frequency MHz	QP Level dBµV	QP Limit dBµV	QP Delta dB	Phase -	PE -
0.1539	47.22	65.79	18.57	L1	gnd
0.16953	41.62	64.98	23.36	L1	gnd
0.39218	28.00	58.02	30.02	L1	gnd
4.61875	22.17	56.00	33.83	L1	gnd
10.73593	25.06	60.00	34.94	L1	gnd
28.26718	24.65	60.00	35.35	L1	gnd

Frequency MHz	AV Level dBµV	AV Limit dBµV	AV Delta dB	Phase -	PE -
0.1539	34.17	55.79	21.62	L1	gnd
0.16953	25.89	54.98	29.09	L1	gnd
0.39218	19.24	48.02	28.78	L1	gnd
4.61875	18.75	46.00	27.25	L1	gnd
10.73593	20.51	50.00	29.49	L1	gnd
28.26718	21.21	50.00	28.79	L1	gnd

This report shall not be reproduced except in full, without the written approval of TA Technology (Shanghai) Co., Ltd.

U-NII-1, 802.11n HT20, Channel No.: 40, N Line

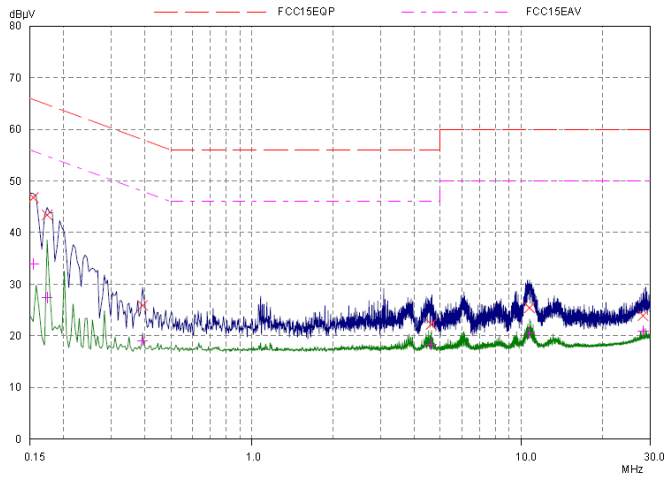

Final Measurement Results

Frequency MHz	QP Level dBµV	QP Limit dBµV	QP Delta dB	Phase -	PE -
0.1539	46.78	65.79	19.01	N	gnd
0.17343	43.42	64.79	21.37	N	gnd
0.39218	25.88	58.02	32.14	N	gnd
4.62265	22.23	56.00	33.77	N	gnd
10.7164	25.42	60.00	34.58	N	gnd
28.31406	23.92	60.00	36.08	N	gnd

Frequency MHz	AV Level dBµV	AV Limit dBµV	AV Delta dB	Phase -	PE -
0.1539	33.91	55.79	21.88	N	gnd
0.17343	27.43	54.79	27.36	N	gnd
0.39218	19.09	48.02	28.93	N	gnd
4.62265	18.36	46.00	27.64	N	gnd
10.7164	20.58	50.00	29.42	N	gnd
28.31406	20.94	50.00	29.06	N	gnd

U-NII-1, 802.11n HT20, Channel No.: 48, L Line

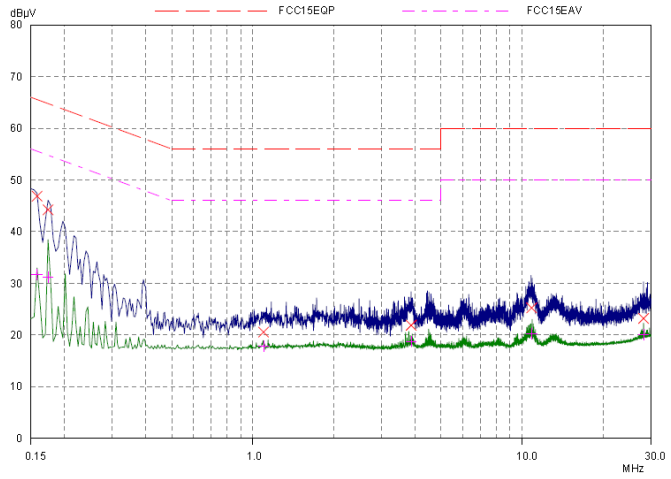

Final Measurement Results

Frequency MHz	QP Level dBµV	QP Limit dBµV	QP Delta dB	Phase -	PE -
0.15781	46.86	65.58	18.72	L1	gnd
0.17343	44.22	64.79	20.57	L1	gnd
1.09531	20.54	56.00	35.46	L1	gnd
3.86875	21.88	56.00	34.12	L1	gnd
10.8414	25.24	60.00	34.76	L1	gnd
28.2164	23.19	60.00	36.81	L1	gnd

Frequency MHz	AV Level dBµV	AV Limit dBµV	AV Delta dB	Phase -	PE -
0.15781	31.66	55.58	23.92	L1	gnd
0.17343	31.21	54.79	23.58	L1	gnd
1.09531	17.88	46.00	28.12	L1	gnd
3.86875	18.74	46.00	27.26	L1	gnd
10.8414	20.26	50.00	29.74	L1	gnd
28.2164	20.04	50.00	29.96	L1	gnd

U-NII-1, 802.11n HT20, Channel No.: 48, N Line

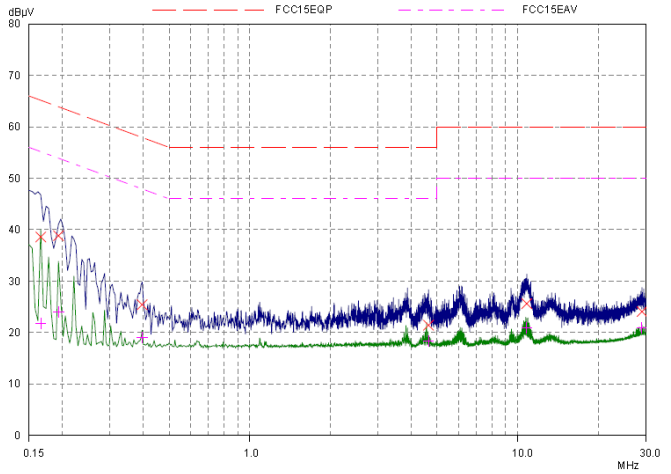

Final Measurement Results

Frequency MHz	QP Level dBµV	QP Limit dBµV	QP Delta dB	Phase -	PE -
0.16562	38.57	65.18	26.61	N	gnd
0.19296	38.83	63.91	25.08	N	gnd
0.39609	25.42	57.93	32.51	N	gnd
4.64218	21.42	56.00	34.58	N	gnd
10.79453	25.62	60.00	34.38	N	gnd
29.07578	24.05	60.00	35.95	N	gnd

Frequency MHz	AV Level dBµV	AV Limit dBµV	AV Delta dB	Phase -	PE -
0.16562	21.75	55.18	33.43	N	gnd
0.19296	24.01	53.91	29.90	N	gnd
0.39609	19.02	47.93	28.91	N	gnd
4.64218	18.37	46.00	27.63	N	gnd
10.79453	20.89	50.00	29.11	N	gnd
29.07578	20.89	50.00	29.11	N	gnd

This report shall not be reproduced except in full, without the written approval of TA Technology (Shanghai) Co., Ltd.

U-NII-1, 802.11n HT40, Channel No.: 38, L Line

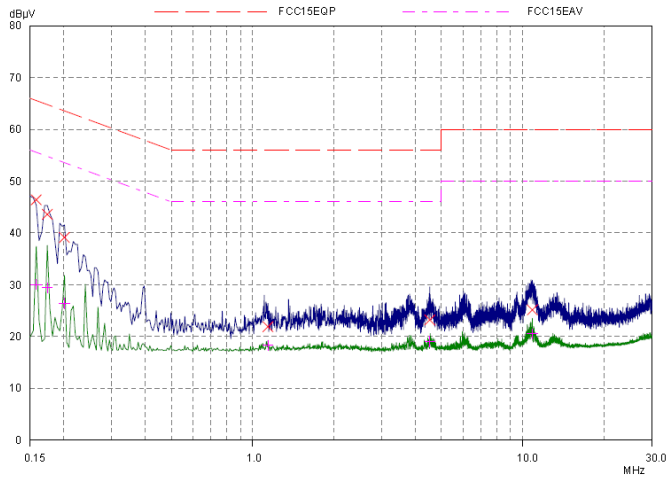

Final Measurement Results

Frequency MHz	QP Level dBµV	QP Limit dBµV	QP Delta dB	Phase -	PE -
0.15781	46.40	65.58	19.18	L1	gnd
0.17343	43.60	64.79	21.19	L1	gnd
0.20078	39.14	63.58	24.44	L1	gnd
1.13828	21.90	56.00	34.10	L1	gnd
4.525	23.21	56.00	32.79	L1	gnd
10.85312	25.14	60.00	34.86	L1	gnd

Frequency MHz	AV Level dBµV	AV Limit dBµV	AV Delta dB	Phase -	PE -
0.15781	30.06	55.58	25.52	L1	gnd
0.17343	29.44	54.79	25.35	L1	gnd
0.20078	26.39	53.58	27.19	L1	gnd
1.13828	18.29	46.00	27.71	L1	gnd
4.525	19.05	46.00	26.95	L1	gnd
10.85312	20.51	50.00	29.49	L1	gnd

U-NII-1, 802.11n HT40, Channel No.: 38, N Line

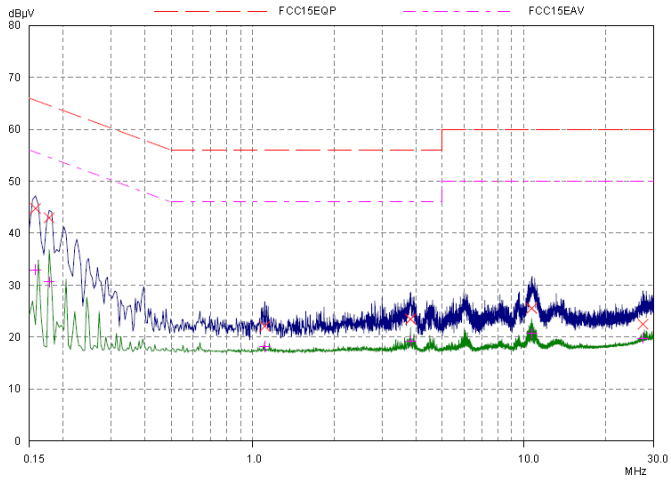

Final Measurement Results

Frequency MHz	QP Level dBµV	QP Limit dBµV	QP Delta dB	Phase -	PE -
0.15781	44.78	65.58	20.80	N	gnd
0.17734	42.98	64.61	21.63	N	gnd
1.10703	22.06	56.00	33.94	N	gnd
3.81406	23.45	56.00	32.55	N	gnd
10.69296	25.53	60.00	34.47	N	gnd
27.45859	22.49	60.00	37.51	N	gnd

Frequency MHz	AV Level dBµV	AV Limit dBµV	AV Delta dB	Phase -	PE -
0.15781	32.95	55.58	22.63	N	gnd
0.17734	30.61	54.61	24.00	N	gnd
1.10703	18.21	46.00	27.79	N	gnd
3.81406	19.25	46.00	26.75	N	gnd
10.69296	20.69	50.00	29.31	N	gnd
27.45859	19.78	50.00	30.22	N	gnd

U-NII-1, 802.11n HT40, Channel No.: 46, L Line

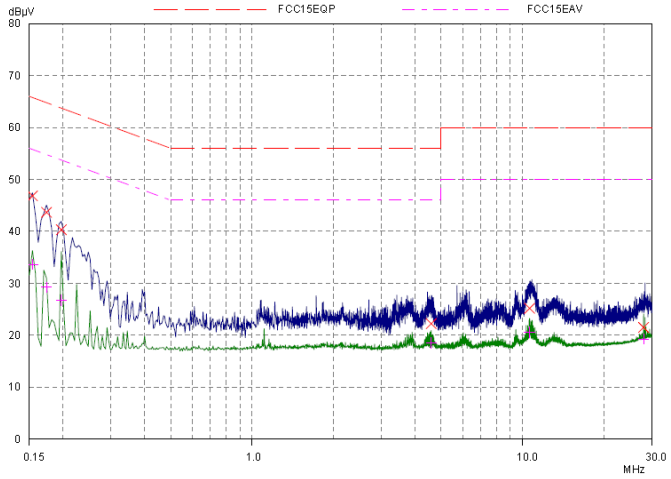

Final Measurement Results

Frequency MHz	QP Level dBµV	QP Limit dBµV	QP Delta dB	Phase -	PE -
0.1539	46.84	65.79	18.95	L1	gnd
0.17343	43.66	64.79	21.13	L1	gnd
0.19687	40.30	63.74	23.44	L1	gnd
4.5914	22.23	56.00	33.77	L1	gnd
10.62265	25.19	60.00	34.81	L1	gnd
28.01328	21.50	60.00	38.50	L1	gnd

Frequency MHz	AV Level dBµV	AV Limit dBµV	AV Delta dB	Phase -	PE -
0.1539	33.64	55.79	22.15	L1	gnd
0.17343	29.26	54.79	25.53	L1	gnd
0.19687	26.77	53.74	26.97	L1	gnd
4.5914	18.52	46.00	27.48	L1	gnd
10.62265	20.57	50.00	29.43	L1	gnd
28.01328	19.27	50.00	30.73	L1	gnd

This report shall not be reproduced except in full, without the written approval of TA Technology (Shanghai) Co., Ltd.

U-NII-1, 802.11n HT40, Channel No.: 46, N Line

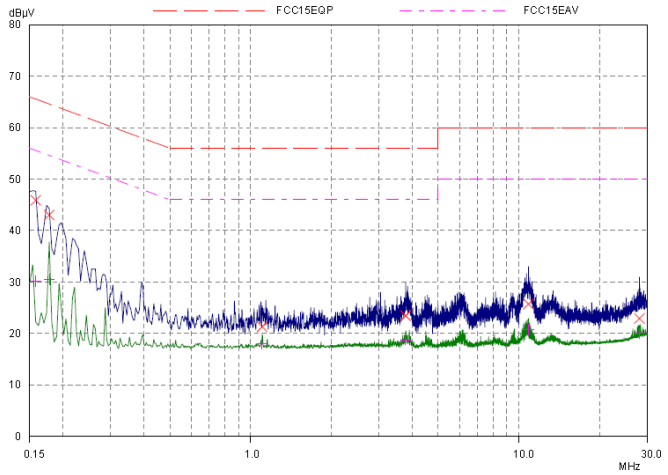

Final Measurement Results

Frequency MHz	QP Level dBµV	QP Limit dBµV	QP Delta dB	Phase -	PE -
0.15781	45.88	65.58	19.70	N	gnd
0.17734	43.02	64.61	21.59	N	gnd
1.10312	21.30	56.00	34.70	N	gnd
3.7789	23.45	56.00	32.55	N	gnd
10.8414	25.74	60.00	34.26	N	gnd
28.12265	22.91	60.00	37.09	N	gnd

Frequency MHz	AV Level dBµV	AV Limit dBµV	AV Delta dB	Phase -	PE -
0.15781	30.14	55.58	25.44	N	gnd
0.17734	30.53	54.61	24.08	N	gnd
1.10312	17.96	46.00	28.04	N	gnd
3.7789	18.73	46.00	27.27	N	gnd
10.8414	20.76	50.00	29.24	N	gnd
28.12265	20.02	50.00	29.98	N	gnd

U-NII-1, 802.11ac HT20, Channel No.: 36, L Line

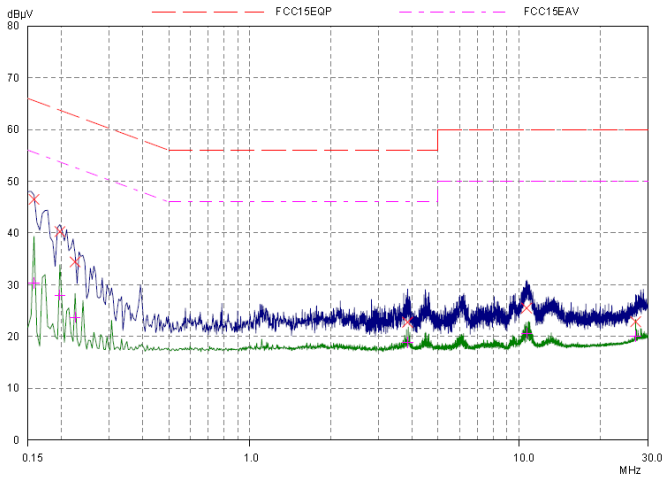

Final Measurement Results

Frequency MHz	QP Level dBµV	QP Limit dBµV	QP Delta dB	Phase -	PE -
0.15781	46.50	65.58	19.08	L1	gnd
0.19687	40.28	63.74	23.46	L1	gnd
0.22421	34.43	62.66	28.23	L1	gnd
3.84921	22.76	56.00	33.24	L1	gnd
10.65781	25.49	60.00	34.51	L1	gnd
27.07187	22.87	60.00	37.13	L1	gnd

Frequency MHz	AV Level dBµV	AV Limit dBµV	AV Delta dB	Phase -	PE -
0.15781	30.31	55.58	25.27	L1	gnd
0.19687	28.01	53.74	25.73	L1	gnd
0.22421	23.74	52.66	28.92	L1	gnd
3.84921	18.89	46.00	27.11	L1	gnd
10.65781	20.63	50.00	29.37	L1	gnd
27.07187	20.05	50.00	29.95	L1	gnd

U-NII-1, 802.11ac HT20, Channel No.: 36, N Line

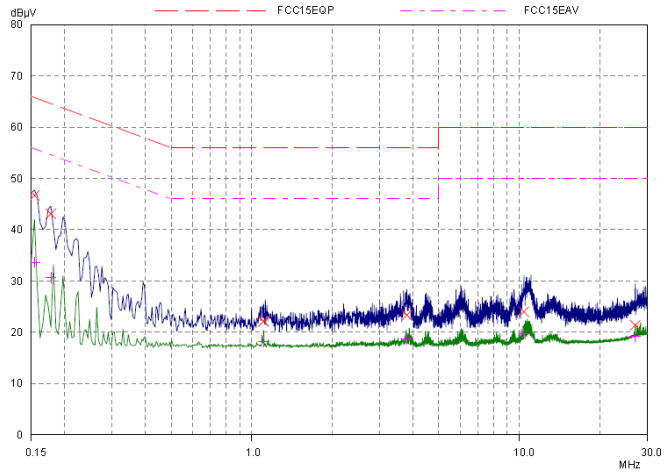

Final Measurement Results

Frequency MHz	QP Level dBµV	QP Limit dBµV	QP Delta dB	Phase -	PE -
0.1539	46.68	65.79	19.11	N	gnd
0.17734	43.10	64.61	21.51	N	gnd
1.10703	22.14	56.00	33.86	N	gnd
3.79453	23.35	56.00	32.65	N	gnd
10.4039	23.99	60.00	36.01	N	gnd
27.0914	21.37	60.00	38.63	N	gnd

Frequency MHz	AV Level dBµV	AV Limit dBµV	AV Delta dB	Phase -	PE -
0.1539	33.64	55.79	22.15	N	gnd
0.17734	30.68	54.61	23.93	N	gnd
1.10703	18.21	46.00	27.79	N	gnd
3.79453	18.65	46.00	27.35	N	gnd
10.4039	19.71	50.00	30.29	N	gnd
27.0914	19.16	50.00	30.84	N	gnd

This report shall not be reproduced except in full, without the written approval of TA Technology (Shanghai) Co., Ltd.

U-NII-1, 802.11ac HT20, Channel No.: 40, L Line

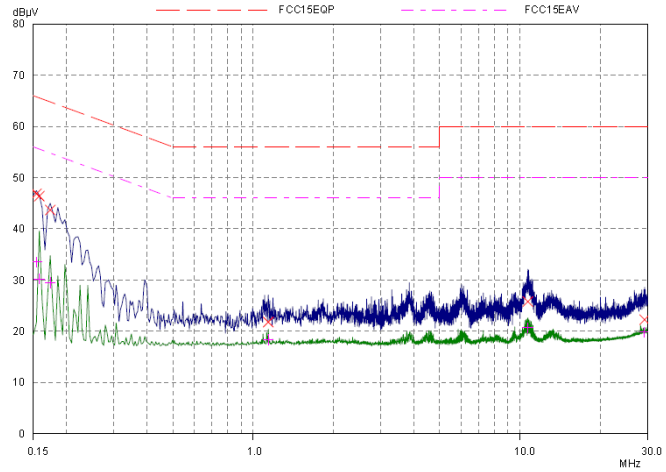

Final Measurement Results

Frequency MHz	QP Level dBµV	QP Limit dBµV	QP Delta dB	Phase -	PE -
0.1539	46.86	65.79	18.93	L1	gnd
0.15781	46.38	65.58	19.20	L1	gnd
0.17343	43.68	64.79	21.11	L1	gnd
1.13828	21.80	56.00	34.20	L1	gnd
10.69296	25.79	60.00	34.21	L1	gnd
29.26718	22.26	60.00	37.74	L1	gnd

Frequency MHz	AV Level dBµV	AV Limit dBµV	AV Delta dB	Phase -	PE -
0.1539	33.53	55.79	22.26	L1	gnd
0.15781	30.23	55.58	25.35	L1	gnd
0.17343	29.48	54.79	25.31	L1	gnd
1.13828	18.37	46.00	27.63	L1	gnd
10.69296	20.69	50.00	29.31	L1	gnd
29.26718	19.85	50.00	30.15	L1	gnd

U-NII-1, 802.11ac HT20, Channel No.: 40, N Line

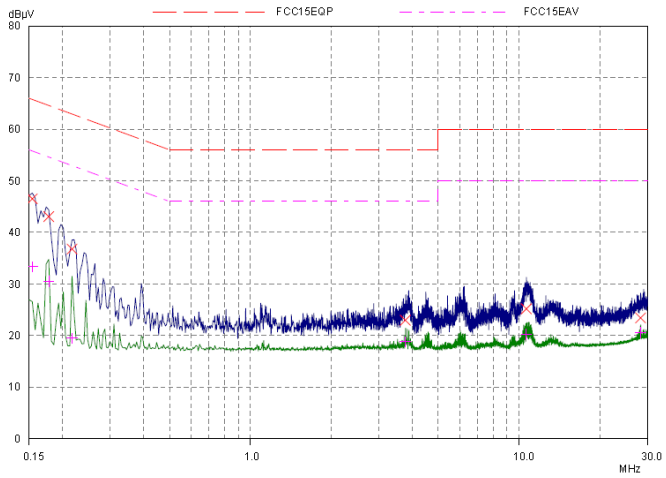

Final Measurement Results

Frequency MHz	QP Level dBµV	QP Limit dBµV	QP Delta dB	Phase -	PE -
0.1539	46.52	65.79	19.27	N	gnd
0.17734	43.06	64.61	21.55	N	gnd
0.2164	36.77	62.96	26.19	N	gnd
3.77109	22.95	56.00	33.05	N	gnd
10.63437	25.19	60.00	34.81	N	gnd
28.31406	23.42	60.00	36.58	N	gnd

Frequency MHz	AV Level dBµV	AV Limit dBµV	AV Delta dB	Phase -	PE -
0.1539	33.36	55.79	22.43	N	gnd
0.17734	30.53	54.61	24.08	N	gnd
0.2164	19.50	52.96	33.46	N	gnd
3.77109	18.80	46.00	27.20	N	gnd
10.63437	20.25	50.00	29.75	N	gnd
28.31406	20.58	50.00	29.42	N	gnd

U-NII-1, 802.11ac HT20, Channel No.: 48, L Line

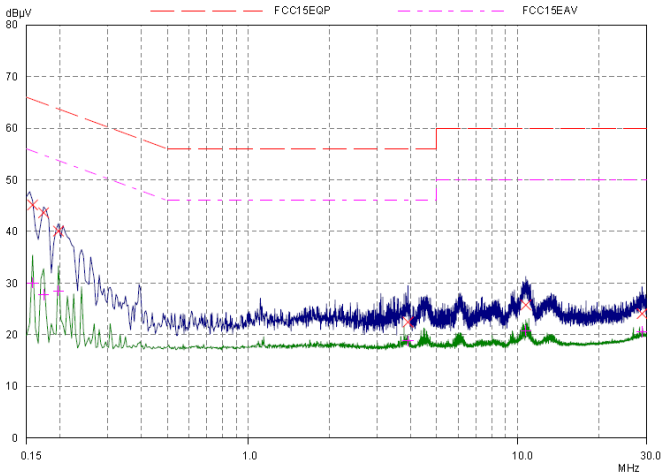

Final Measurement Results

Frequency MHz	QP Level dBµV	QP Limit dBµV	QP Delta dB	Phase -	PE -
0.15781	45.14	65.58	20.44	L1	gnd
0.17343	43.64	64.79	21.15	L1	gnd
0.19687	40.08	63.74	23.66	L1	gnd
3.91171	22.44	56.00	33.56	L1	gnd
10.70468	25.77	60.00	34.23	L1	gnd
28.93515	24.08	60.00	35.92	L1	gnd

Frequency MHz	AV Level dBµV	AV Limit dBµV	AV Delta dB	Phase -	PE -
0.15781	30.06	55.58	25.52	L1	gnd
0.17343	27.76	54.79	27.03	L1	gnd
0.19687	28.52	53.74	25.22	L1	gnd
3.91171	18.81	46.00	27.19	L1	gnd
10.70468	20.82	50.00	29.18	L1	gnd
28.93515	20.58	50.00	29.42	L1	gnd

This report shall not be reproduced except in full, without the written approval of TA Technology (Shanghai) Co., Ltd.

U-NII-1, 802.11ac HT20, Channel No.: 48, N Line

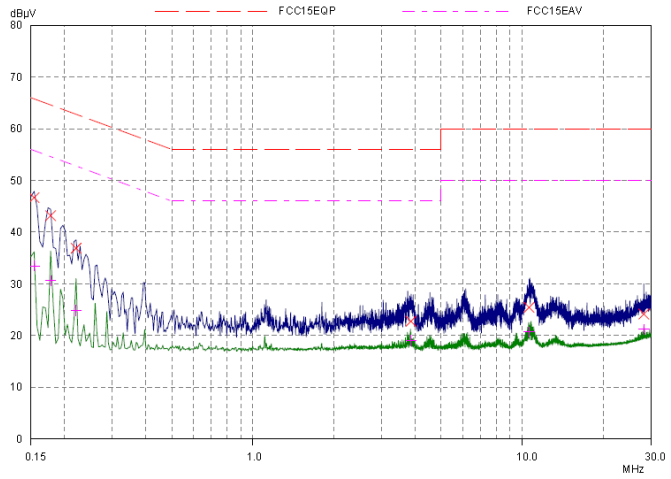

Final Measurement Results

Frequency MHz	QP Level dBµV	QP Limit dBµV	QP Delta dB	Phase -	PE -
0.1539	46.68	65.79	19.11	N	gnd
0.17734	43.18	64.61	21.43	N	gnd
0.22031	36.89	62.81	25.92	N	gnd
3.85703	22.76	56.00	33.24	N	gnd
10.59531	25.45	60.00	34.55	N	gnd
28.26328	24.15	60.00	35.85	N	gnd

Frequency MHz	AV Level dBµV	AV Limit dBµV	AV Delta dB	Phase -	PE -
0.1539	33.47	55.79	22.32	N	gnd
0.17734	30.61	54.61	24.00	N	gnd
0.22031	24.86	52.81	27.95	N	gnd
3.85703	19.04	46.00	26.96	N	gnd
10.59531	20.69	50.00	29.31	N	gnd
28.26328	21.21	50.00	28.79	N	gnd

U-NII-1, 802.11ac HT40, Channel No.: 38, L Line

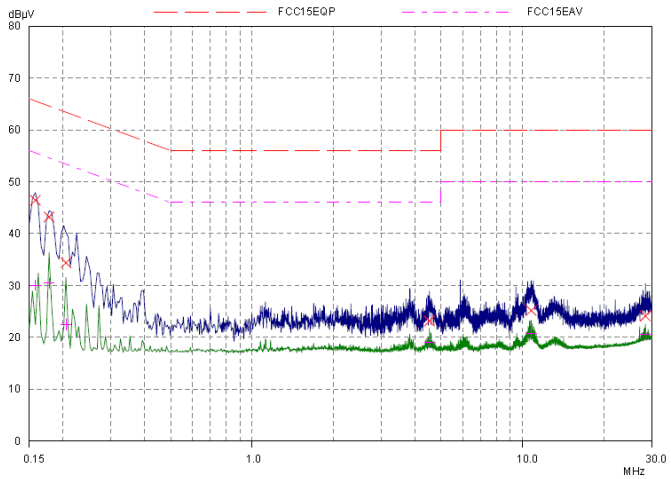

Final Measurement Results

Frequency MHz	QP Level dBµV	QP Limit dBµV	QP Delta dB	Phase -	PE -
0.15781	46.42	65.58	19.16	L1	gnd
0.17734	43.22	64.61	21.39	L1	gnd
0.20468	34.38	63.42	29.04	L1	gnd
4.52109	23.15	56.00	32.85	L1	gnd
10.75546	25.16	60.00	34.84	L1	gnd
28.45468	24.12	60.00	35.88	L1	gnd

Frequency MHz	AV Level dBµV	AV Limit dBµV	AV Delta dB	Phase -	PE -
0.15781	30.06	55.58	25.52	L1	gnd
0.17734	30.45	54.61	24.16	L1	gnd
0.20468	22.45	53.42	30.97	L1	gnd
4.52109	19.05	46.00	26.95	L1	gnd
10.75546	20.83	50.00	29.17	L1	gnd
28.45468	20.52	50.00	29.48	L1	gnd

U-NII-1, 802.11ac HT40, Channel No.: 38, N Line

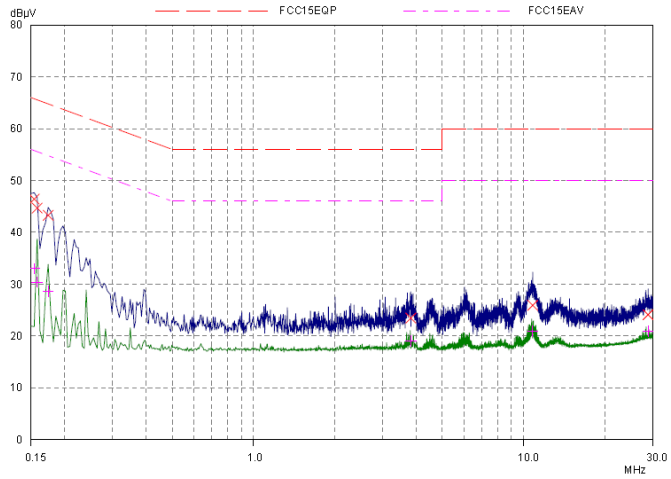

Final Measurement Results

Frequency MHz	QP Level dBµV	QP Limit dBµV	QP Delta dB	Phase -	PE -
0.1539	46.42	65.79	19.37	N	gnd
0.15781	44.68	65.58	20.90	N	gnd
0.17343	43.30	64.79	21.49	N	gnd
3.81796	23.45	56.00	32.55	N	gnd
10.79843	25.92	60.00	34.08	N	gnd
28.88437	24.11	60.00	35.89	N	gnd

Frequency MHz	AV Level dBµV	AV Limit dBµV	AV Delta dB	Phase -	PE -
0.1539	33.01	55.79	22.78	N	gnd
0.15781	30.39	55.58	25.19	N	gnd
0.17343	28.59	54.79	26.20	N	gnd
3.81796	19.03	46.00	26.97	N	gnd
10.79843	20.89	50.00	29.11	N	gnd
28.88437	20.94	50.00	29.06	N	gnd

This report shall not be reproduced except in full, without the written approval of TA Technology (Shanghai) Co., Ltd.

U-NII-1, 802.11ac HT40, Channel No.: 46, L Line

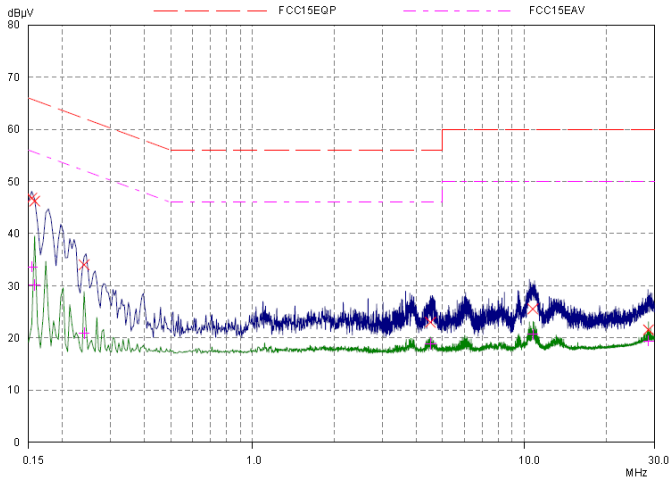

Final Measurement Results

Frequency MHz	QP Level dBµV	QP Limit dBµV	QP Delta dB	Phase -	PE -
0.1539	46.82	65.79	18.97	L1	gnd
0.15781	46.24	65.58	19.34	L1	gnd
0.23984	34.04	62.10	28.06	L1	gnd
4.50546	22.99	56.00	33.01	L1	gnd
10.72812	25.54	60.00	34.46	L1	gnd
28.57968	21.57	60.00	38.43	L1	gnd

Frequency MHz	AV Level dBµV	AV Limit dBµV	AV Delta dB	Phase -	PE -
0.1539	33.64	55.79	22.15	L1	gnd
0.15781	30.14	55.58	25.44	L1	gnd
0.23984	20.91	52.10	31.19	L1	gnd
4.50546	18.90	46.00	27.10	L1	gnd
10.72812	20.70	50.00	29.30	L1	gnd
28.57968	19.43	50.00	30.57	L1	gnd

U-NII-1, 802.11ac HT40, Channel No.: 46, N Line

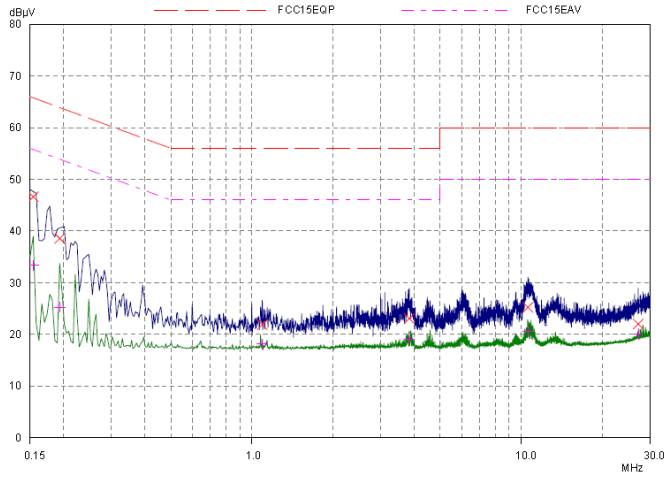

Final Measurement Results

Frequency MHz	QP Level dBµV	QP Limit dBµV	QP Delta dB	Phase -	PE -
0.1539	46.62	65.79	19.17	N	gnd
0.19296	38.59	63.91	25.32	N	gnd
1.0914	21.88	56.00	34.12	N	gnd
3.83359	23.06	56.00	32.94	N	gnd
10.58359	25.23	60.00	34.77	N	gnd
27.16953	22.00	60.00	38.00	N	gnd

Frequency MHz	AV Level dBµV	AV Limit dBµV	AV Delta dB	Phase -	PE -
0.1539	33.36	55.79	22.43	N	gnd
0.19296	25.25	53.91	28.66	N	gnd
1.0914	18.13	46.00	27.87	N	gnd
3.83359	19.11	46.00	26.89	N	gnd
10.58359	20.57	50.00	29.43	N	gnd
27.16953	20.06	50.00	29.94	N	gnd

U-NII-1, 802.11ac HT80, Channel No.: 42, L Line

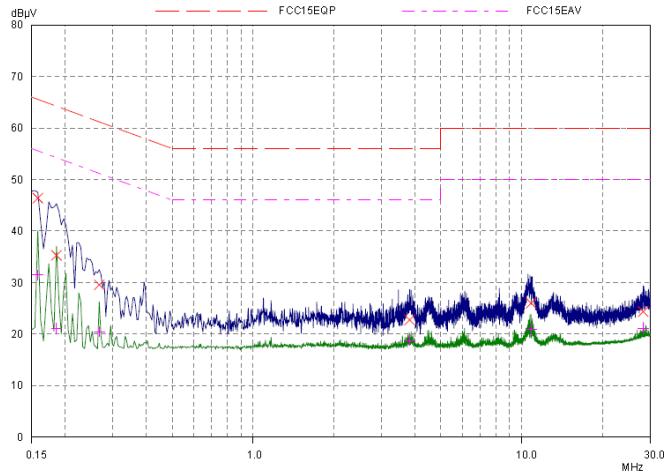

Final Measurement Results

Frequency MHz	QP Level dBµV	QP Limit dBµV	QP Delta dB	Phase -	PE -
0.15781	46.38	65.58	19.20	L1	gnd
0.18515	35.29	64.25	28.96	L1	gnd
0.26718	29.57	61.21	31.64	L1	gnd
3.82187	22.75	56.00	33.25	L1	gnd
10.82968	26.00	60.00	34.00	L1	gnd
28.31406	24.36	60.00	35.64	L1	gnd

Frequency MHz	AV Level dBµV	AV Limit dBµV	AV Delta dB	Phase -	PE -
0.15781	31.45	55.58	24.13	L1	gnd
0.18515	21.06	54.25	33.19	L1	gnd
0.26718	20.47	51.21	30.74	L1	gnd
3.82187	18.73	46.00	27.27	L1	gnd
10.82968	20.89	50.00	29.11	L1	gnd
28.31406	21.08	50.00	28.92	L1	gnd

This report shall not be reproduced except in full, without the written approval of TA Technology (Shanghai) Co., Ltd.

U-NII-1, 802.11ac HT80, Channel No.: 42, N Line

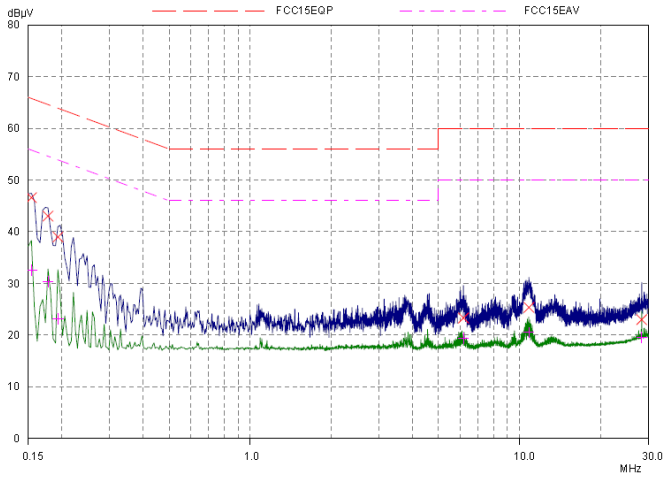

Final Measurement Results

Frequency MHz	QP Level dBµV	QP Limit dBµV	QP Delta dB	Phase -	PE -
0.1539	46.60	65.79	19.19	N	gnd
0.17734	43.00	64.61	21.61	N	gnd
0.19296	38.97	63.91	24.94	N	gnd
6.18125	23.31	60.00	36.69	N	gnd
10.81796	25.36	60.00	34.64	N	gnd
28.4	22.99	60.00	37.01	N	gnd

Frequency MHz	AV Level dBµV	AV Limit dBµV	AV Delta dB	Phase -	PE -
0.1539	32.58	55.79	23.21	N	gnd
0.17734	30.37	54.61	24.24	N	gnd
0.19296	23.13	53.91	30.78	N	gnd
6.18125	19.38	50.00	30.62	N	gnd
10.81796	20.51	50.00	29.49	N	gnd
28.4	19.57	50.00	30.43	N	gnd

U-NII-3, 802.11a, Channel No.: 149, L Line

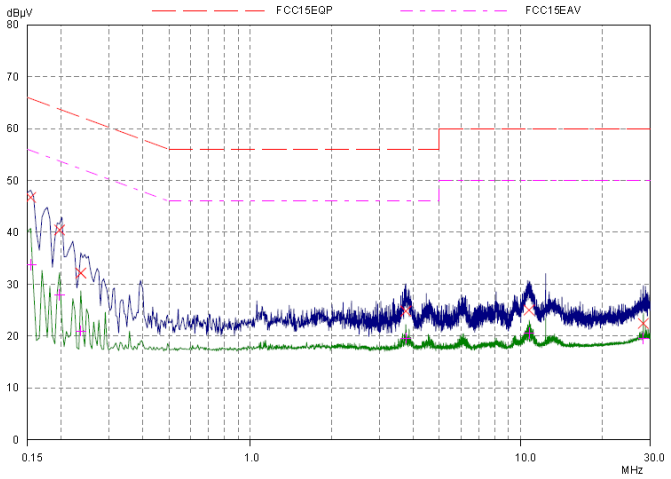

Final Measurement Results

Frequency MHz	QP Level dBµV	QP Limit dBµV	QP Delta dB	Phase -	PE -
0.1539	46.72	65.79	19.07	L1	gnd
0.19687	40.46	63.74	23.28	L1	gnd
0.23593	32.16	62.24	30.08	L1	gnd
3.75546	24.81	56.00	31.19	L1	gnd
10.73203	25.00	60.00	35.00	L1	gnd
28.39609	22.45	60.00	37.55	L1	gnd

Frequency MHz	AV Level dBµV	AV Limit dBµV	AV Delta dB	Phase -	PE -
0.1539	33.75	55.79	22.04	L1	gnd
0.19687	27.96	53.74	25.78	L1	gnd
0.23593	20.97	52.24	31.27	L1	gnd
3.75546	19.60	46.00	26.40	L1	gnd
10.73203	20.58	50.00	29.42	L1	gnd
28.39609	19.57	50.00	30.43	L1	gnd

U-NII-3, 802.11a, Channel No.: 149, N Line

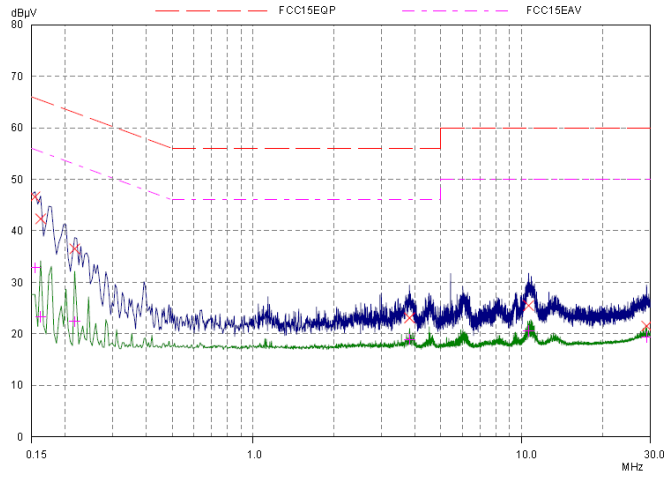

Final Measurement Results

Frequency MHz	QP Level dBµV	QP Limit dBµV	QP Delta dB	Phase -	PE -
0.1539	46.60	65.79	19.19	N	gnd
0.16171	42.33	65.38	23.05	N	gnd
0.2164	36.51	62.96	26.45	N	gnd
3.81796	23.09	56.00	32.91	N	gnd
10.59531	25.49	60.00	34.51	N	gnd
29.15	21.50	60.00	38.50	N	gnd

Frequency MHz	AV Level dBµV	AV Limit dBµV	AV Delta dB	Phase -	PE -
0.1539	32.83	55.79	22.96	N	gnd
0.16171	23.34	55.38	32.04	N	gnd
0.2164	22.39	52.96	30.57	N	gnd
3.81796	18.95	46.00	27.05	N	gnd
10.59531	20.57	50.00	29.43	N	gnd
29.15	19.41	50.00	30.59	N	gnd

This report shall not be reproduced except in full, without the written approval of TA Technology (Shanghai) Co., Ltd.

U-NII-3, 802.11a, Channel No.: 157, L Line

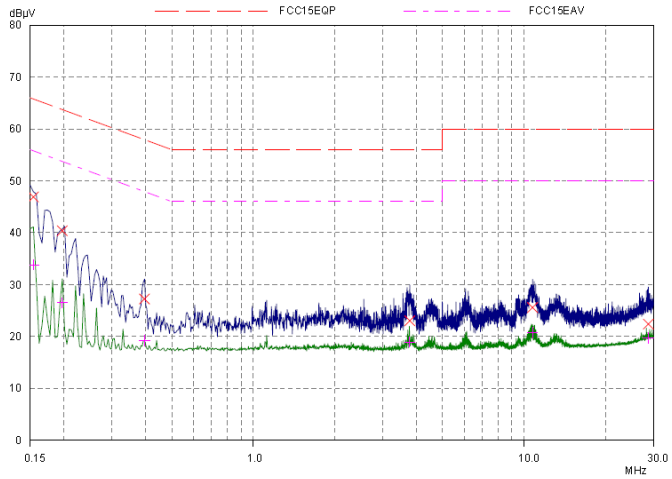

Final Measurement Results

Frequency MHz	QP Level dBµV	QP Limit dBµV	QP Delta dB	Phase -	PE -
0.1539	46.90	65.79	18.89	L1	gnd
0.19687	40.38	63.74	23.36	L1	gnd
0.39609	27.24	57.93	30.69	L1	gnd
3.7789	23.05	56.00	32.95	L1	gnd
10.73593	25.58	60.00	34.42	L1	gnd
28.74375	22.39	60.00	37.61	L1	gnd

Frequency MHz	AV Level dBµV	AV Limit dBµV	AV Delta dB	Phase -	PE -
0.1539	33.80	55.79	21.99	L1	gnd
0.19687	26.52	53.74	27.22	L1	gnd
0.39609	19.24	47.93	28.69	L1	gnd
3.7789	18.95	46.00	27.05	L1	gnd
10.73593	20.76	50.00	29.24	L1	gnd
28.74375	19.70	50.00	30.30	L1	gnd

U-NII-3, 802.11a, Channel No.: 157, N Line

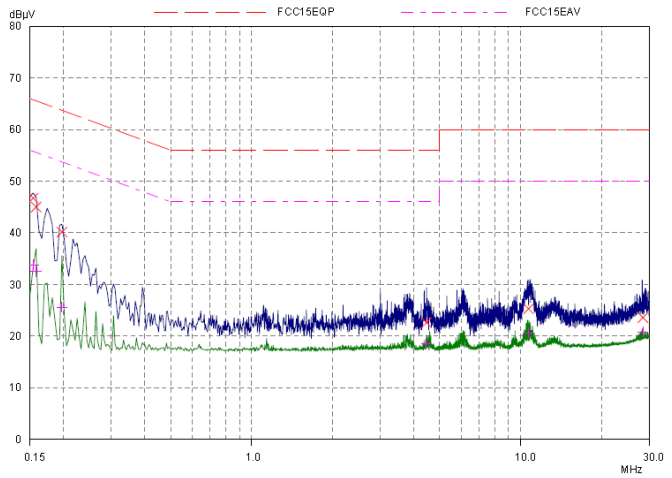

Final Measurement Results

Frequency MHz	QP Level dBµV	QP Limit dBµV	QP Delta dB	Phase -	PE -
0.1539	46.70	65.79	19.09	N	gnd
0.15781	45.00	65.58	20.58	N	gnd
0.19687	40.16	63.74	23.58	N	gnd
4.4625	22.61	56.00	33.39	N	gnd
10.68515	25.29	60.00	34.71	N	gnd
28.45468	23.58	60.00	36.42	N	gnd

Frequency MHz	AV Level dBµV	AV Limit dBµV	AV Delta dB	Phase -	PE -
0.1539	33.80	55.79	21.99	N	gnd
0.15781	32.52	55.58	23.06	N	gnd
0.19687	25.60	53.74	28.14	N	gnd
4.4625	18.52	46.00	27.48	N	gnd
10.68515	20.63	50.00	29.37	N	gnd
28.45468	20.74	50.00	29.26	N	gnd

U-NII-3, 802.11a, Channel No.: 165, L Line

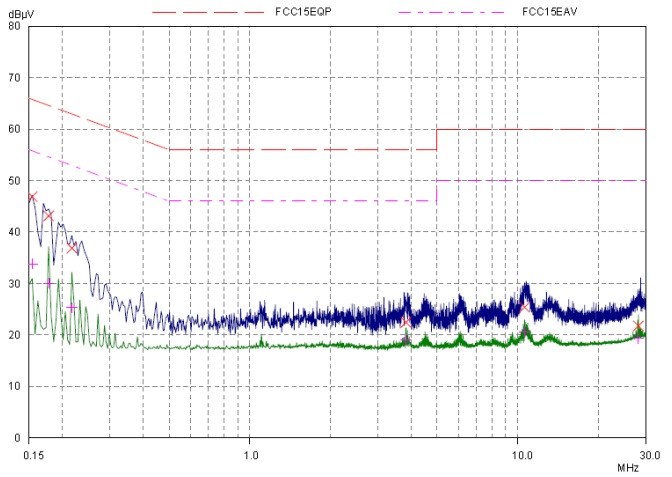

Final Measurement Results

Frequency MHz	QP Level dBµV	QP Limit dBµV	QP Delta dB	Phase -	PE -
0.1539	46.90	65.79	18.89	L1	gnd
0.17734	43.12	64.61	21.49	L1	gnd
0.2164	36.87	62.96	26.09	L1	gnd
3.82578	22.43	56.00	33.57	L1	gnd
10.59921	25.39	60.00	34.61	L1	gnd
28.20078	21.76	60.00	38.24	L1	gnd

Frequency MHz	AV Level dBµV	AV Limit dBµV	AV Delta dB	Phase -	PE -
0.1539	33.80	55.79	21.99	L1	gnd
0.17734	30.04	54.61	24.57	L1	gnd
0.2164	25.31	52.96	27.65	L1	gnd
3.82578	19.03	46.00	26.97	L1	gnd
10.59921	20.57	50.00	29.43	L1	gnd
28.20078	19.38	50.00	30.62	L1	gnd

This report shall not be reproduced except in full, without the written approval of TA Technology (Shanghai) Co., Ltd.

U-NII-3, 802.11a, Channel No.: 165, N Line

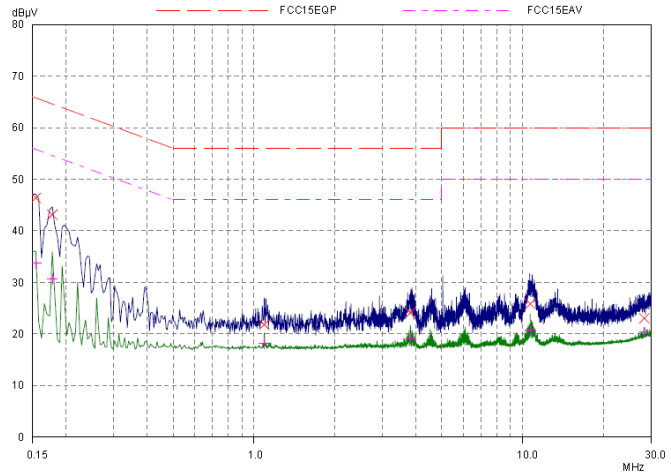

Final Measurement Results

Frequency MHz	QP Level dBµV	QP Limit dBµV	QP Delta dB	Phase -	PE -
0.1539	46.38	65.79	19.41	N	gnd
0.17734	43.12	64.61	21.49	N	gnd
1.0914	21.82	56.00	34.18	N	gnd
3.81796	24.11	56.00	31.89	N	gnd
10.67343	25.83	60.00	34.17	N	gnd
28.35703	23.04	60.00	36.96	N	gnd

Frequency MHz	AV Level dBµV	AV Limit dBµV	AV Delta dB	Phase -	PE -
0.1539	33.69	55.79	22.10	N	gnd
0.17734	30.68	54.61	23.93	N	gnd
1.0914	18.13	46.00	27.87	N	gnd
3.81796	19.03	46.00	26.97	N	gnd
10.67343	20.75	50.00	29.25	N	gnd
28.35703	20.35	50.00	29.65	N	gnd

U-NII-3, 802.11n HT20, Channel No.: 149, L Line

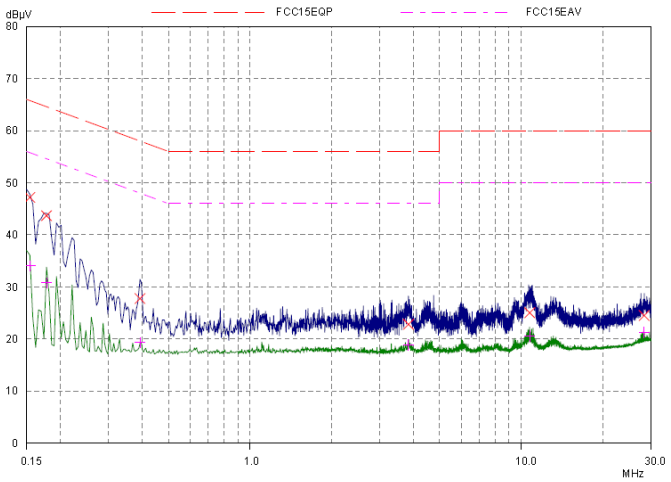

Final Measurement Results

Frequency MHz	QP Level dBµV	QP Limit dBµV	QP Delta dB	Phase -	PE -
0.1539	47.18	65.79	18.61	L1	gnd
0.17734	43.68	64.61	20.93	L1	gnd
0.39218	27.78	58.02	30.24	L1	gnd
3.83359	22.82	56.00	33.18	L1	gnd
10.73593	25.04	60.00	34.96	L1	gnd
28.40781	24.51	60.00	35.49	L1	gnd

Frequency MHz	AV Level dBµV	AV Limit dBµV	AV Delta dB	Phase -	PE -
0.1539	34.02	55.79	21.77	L1	gnd
0.17734	30.76	54.61	23.85	L1	gnd
0.39218	19.31	48.02	28.71	L1	gnd
3.83359	18.89	46.00	27.11	L1	gnd
10.73593	20.58	50.00	29.42	L1	gnd
28.40781	21.23	50.00	28.77	L1	gnd

U-NII-3, 802.11n HT20, Channel No.: 149, N Line

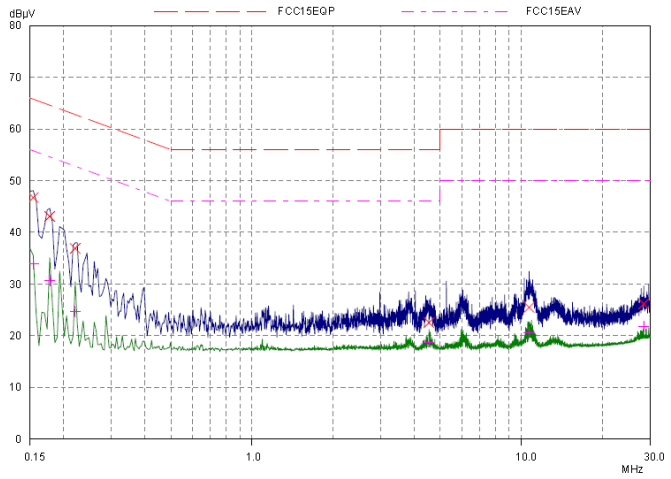

Final Measurement Results

Frequency MHz	QP Level dBµV	QP Limit dBµV	QP Delta dB	Phase -	PE -
0.1539	46.72	65.79	19.07	N	gnd
0.17734	43.08	64.61	21.53	N	gnd
0.22031	36.89	62.81	25.92	N	gnd
4.53671	22.53	56.00	33.47	N	gnd
10.67734	25.47	60.00	34.53	N	gnd
28.45859	26.16	60.00	33.84	N	gnd

Frequency MHz	AV Level dBµV	AV Limit dBµV	AV Delta dB	Phase -	PE -
0.1539	33.86	55.79	21.93	N	gnd
0.17734	30.68	54.61	23.93	N	gnd
0.22031	24.71	52.81	28.10	N	gnd
4.53671	18.75	46.00	27.25	N	gnd
10.67734	20.63	50.00	29.37	N	gnd
28.45859	21.83	50.00	28.17	N	gnd

This report shall not be reproduced except in full, without the written approval of TA Technology (Shanghai) Co., Ltd.

U-NII-3, 802.11n HT20, Channel No.: 157, L Line

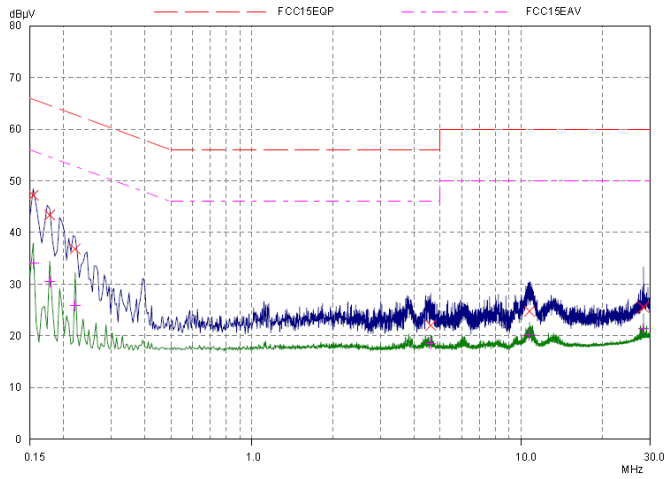

Final Measurement Results

Frequency MHz	QP Level dBµV	QP Limit dBµV	QP Delta dB	Phase -	PE -
0.1539	47.22	65.79	18.57	L1	gnd
0.17734	43.38	64.61	21.23	L1	gnd
0.22031	36.81	62.81	26.00	L1	gnd
4.60703	22.01	56.00	33.99	L1	gnd
10.72031	24.74	60.00	35.26	L1	gnd
28.40781	25.53	60.00	34.47	L1	gnd

Frequency MHz	AV Level dBµV	AV Limit dBµV	AV Delta dB	Phase -	PE -
0.1539	34.02	55.79	21.77	L1	gnd
0.17734	30.53	54.61	24.08	L1	gnd
0.22031	25.86	52.81	26.95	L1	gnd
4.60703	18.52	46.00	27.48	L1	gnd
10.72031	20.19	50.00	29.81	L1	gnd
28.40781	21.36	50.00	28.64	L1	gnd

U-NII-3, 802.11n HT20, Channel No.: 157, N Line

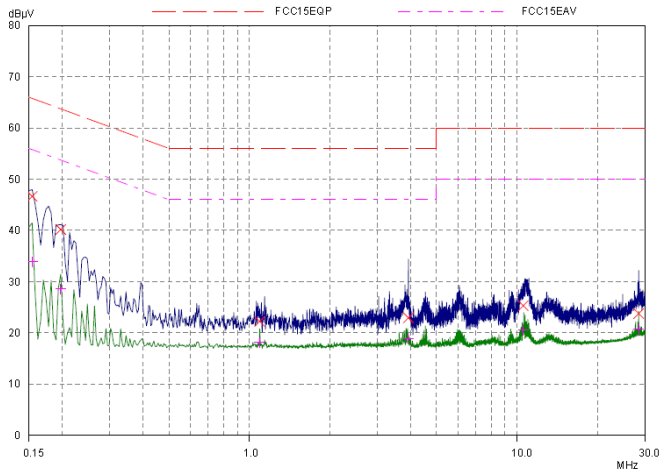

Final Measurement Results

Frequency MHz	QP Level dBµV	QP Limit dBµV	QP Delta dB	Phase -	PE -
0.1539	46.64	65.79	19.15	N	gnd
0.19687	40.18	63.74	23.56	N	gnd
1.0914	22.22	56.00	33.78	N	gnd
3.92343	22.94	56.00	33.06	N	gnd
10.54843	25.31	60.00	34.69	N	gnd
28.45468	23.76	60.00	36.24	N	gnd

Frequency MHz	AV Level dBµV	AV Limit dBµV	AV Delta dB	Phase -	PE -
0.1539	33.86	55.79	21.93	N	gnd
0.19687	28.57	53.74	25.17	N	gnd
1.0914	18.13	46.00	27.87	N	gnd
3.92343	18.96	46.00	27.04	N	gnd
10.54843	20.57	50.00	29.43	N	gnd
28.45468	20.74	50.00	29.26	N	gnd

U-NII-3, 802.11n HT20, Channel No.: 165, L Line

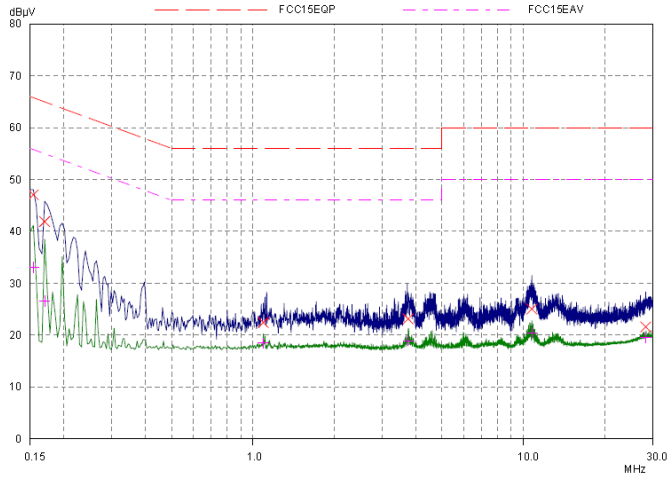

Final Measurement Results

Frequency MHz	QP Level dBµV	QP Limit dBµV	QP Delta dB	Phase -	PE -
0.1539	47.06	65.79	18.73	L1	gnd
0.16953	41.90	64.98	23.08	L1	gnd
1.0914	22.42	56.00	33.58	L1	gnd
3.74765	23.13	56.00	32.87	L1	gnd
10.73984	25.02	60.00	34.98	L1	gnd
28.30625	21.58	60.00	38.42	L1	gnd

Frequency MHz	AV Level dBµV	AV Limit dBµV	AV Delta dB	Phase -	PE -
0.1539	33.07	55.79	22.72	L1	gnd
0.16953	26.54	54.98	28.44	L1	gnd
1.0914	18.45	46.00	27.55	L1	gnd
3.74765	18.95	46.00	27.05	L1	gnd
10.73984	20.45	50.00	29.55	L1	gnd
28.30625	19.48	50.00	30.52	L1	gnd

This report shall not be reproduced except in full, without the written approval of TA Technology (Shanghai) Co., Ltd.

U-NII-3, 802.11n HT20, Channel No.: 165, N Line

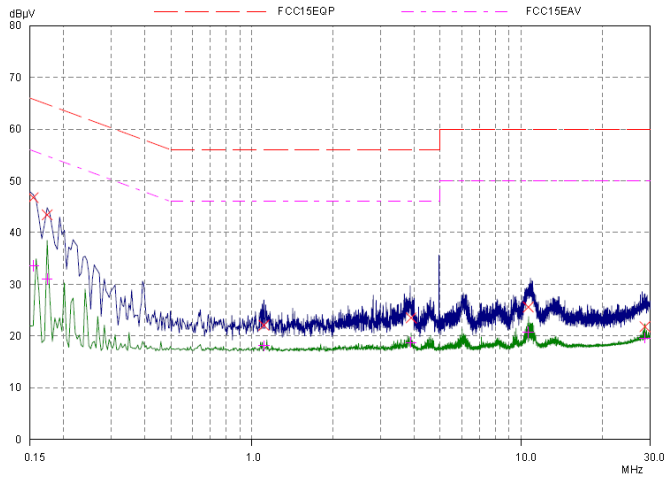

Final Measurement Results

Frequency MHz	QP Level dBµV	QP Limit dBµV	QP Delta dB	Phase -	PE -
0.1539	46.76	65.79	19.03	N	gnd
0.17343	43.42	64.79	21.37	N	gnd
1.10703	22.06	56.00	33.94	N	gnd
3.89609	23.50	56.00	32.50	N	gnd
10.61093	25.59	60.00	34.41	N	gnd
28.775	21.82	60.00	38.18	N	gnd

Frequency MHz	AV Level dBµV	AV Limit dBµV	AV Delta dB	Phase -	PE -
0.1539	33.58	55.79	22.21	N	gnd
0.17343	30.99	54.79	23.80	N	gnd
1.10703	18.13	46.00	27.87	N	gnd
3.89609	18.74	46.00	27.26	N	gnd
10.61093	20.75	50.00	29.25	N	gnd
28.775	19.62	50.00	30.38	N	gnd

U-NII-3, 802.11n HT40, Channel No.: 151, L Line

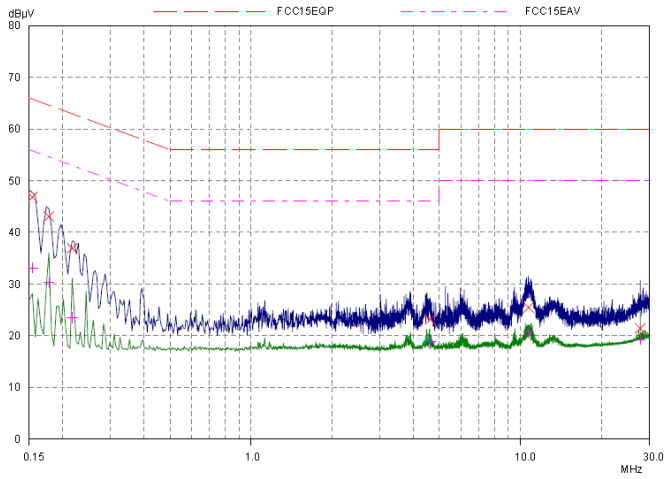

Final Measurement Results

Frequency MHz	QP Level dBµV	QP Limit dBµV	QP Delta dB	Phase -	PE -
0.1539	46.84	65.79	18.95	L1	gnd
0.17734	43.04	64.61	21.57	L1	gnd
0.2164	36.91	62.96	26.05	L1	gnd
4.61484	23.11	56.00	32.89	L1	gnd
10.70859	25.46	60.00	34.54	L1	gnd
27.82968	21.42	60.00	38.58	L1	gnd

Frequency MHz	AV Level dBµV	AV Limit dBµV	AV Delta dB	Phase -	PE -
0.1539	33.13	55.79	22.66	L1	gnd
0.17734	30.37	54.61	24.24	L1	gnd
0.2164	23.52	52.96	29.44	L1	gnd
4.61484	18.82	46.00	27.18	L1	gnd
10.70859	20.70	50.00	29.30	L1	gnd
27.82968	19.25	50.00	30.75	L1	gnd

U-NII-3, 802.11n HT40, Channel No.: 151, N Line

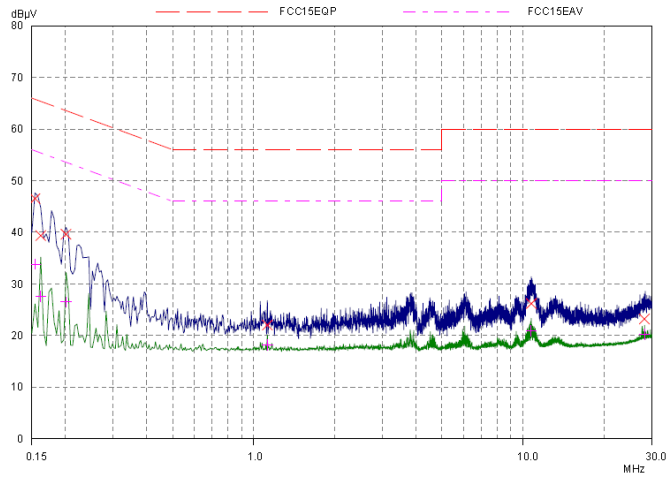

Final Measurement Results

Frequency MHz	QP Level dBµV	QP Limit dBµV	QP Delta dB	Phase -	PE -
0.1539	46.54	65.79	19.25	N	gnd
0.16171	39.37	65.38	26.01	N	gnd
0.20078	39.64	63.58	23.94	N	gnd
1.12265	22.02	56.00	33.98	N	gnd
10.72031	26.18	60.00	33.82	N	gnd
28.2164	23.21	60.00	36.79	N	gnd

Frequency MHz	AV Level dBµV	AV Limit dBµV	AV Delta dB	Phase -	PE -
0.1539	33.80	55.79	21.99	N	gnd
0.16171	27.61	55.38	27.77	N	gnd
0.20078	26.52	53.58	27.06	N	gnd
1.12265	18.21	46.00	27.79	N	gnd
10.72031	20.89	50.00	29.11	N	gnd
28.2164	20.19	50.00	29.81	N	gnd

This report shall not be reproduced except in full, without the written approval of TA Technology (Shanghai) Co., Ltd.

U-NII-3, 802.11n HT40, Channel No.: 159, L Line

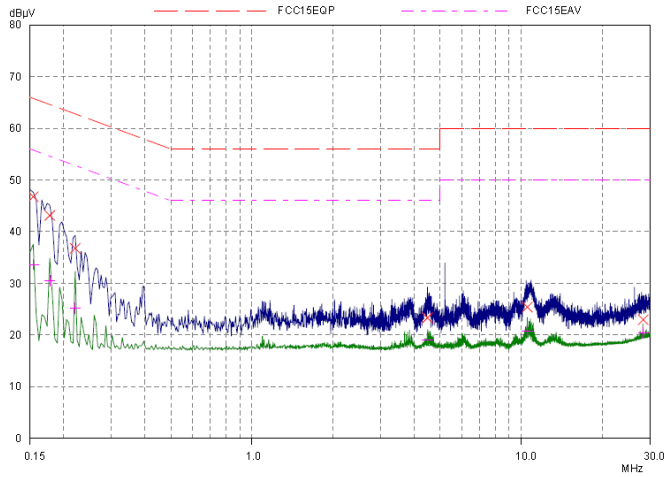

Final Measurement Results

Frequency MHz	QP Level dBµV	QP Limit dBµV	QP Delta dB	Phase -	PE -
0.1539	46.76	65.79	19.03	L1	gnd
0.17734	43.14	64.61	21.47	L1	gnd
0.22031	36.79	62.81	26.02	L1	gnd
4.47812	23.31	56.00	32.69	L1	gnd
10.52109	25.41	60.00	34.59	L1	gnd
28.35703	22.96	60.00	37.04	L1	gnd

Frequency MHz	AV Level dBµV	AV Limit dBµV	AV Delta dB	Phase -	PE -
0.1539	33.64	55.79	22.15	L1	gnd
0.17734	30.53	54.61	24.08	L1	gnd
0.22031	25.23	52.81	27.58	L1	gnd
4.47812	19.12	46.00	26.88	L1	gnd
10.52109	20.75	50.00	29.25	L1	gnd
28.35703	20.43	50.00	29.57	L1	gnd

U-NII-3, 802.11n HT40, Channel No.: 159, N Line

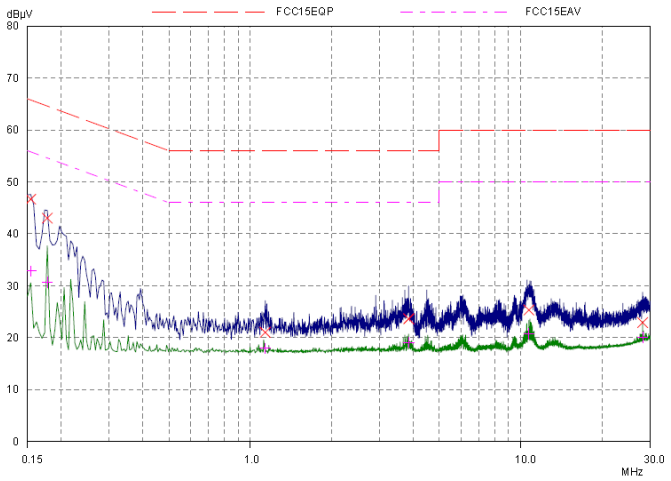

Final Measurement Results

Frequency MHz	QP Level dBµV	QP Limit dBµV	QP Delta dB	Phase -	PE -
0.1539	46.66	65.79	19.13	N	gnd
0.17734	43.02	64.61	21.59	N	gnd
1.13437	21.02	56.00	34.98	N	gnd
3.84531	23.62	56.00	32.38	N	gnd
10.70859	25.32	60.00	34.68	N	gnd
28.22031	22.91	60.00	37.09	N	gnd

Frequency MHz	AV Level dBµV	AV Limit dBµV	AV Delta dB	Phase -	PE -
0.1539	32.83	55.79	22.96	N	gnd
0.17734	30.68	54.61	23.93	N	gnd
1.13437	17.96	46.00	28.04	N	gnd
3.84531	19.11	46.00	26.89	N	gnd
10.70859	20.76	50.00	29.24	N	gnd
28.22031	20.11	50.00	29.89	N	gnd

U-NII-3, 802.11ac HT20, Channel No.: 149, L Line

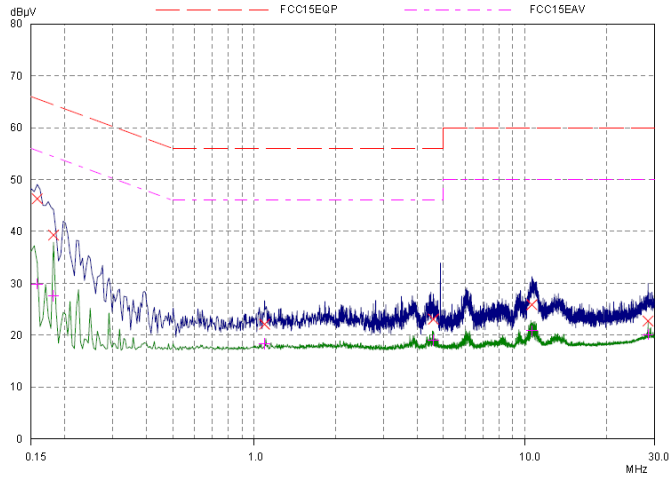

Final Measurement Results

Frequency MHz	QP Level dBµV	QP Limit dBµV	QP Delta dB	Phase -	PE -
0.15781	46.30	65.58	19.28	L1	gnd
0.18125	39.30	64.43	25.13	L1	gnd
1.0914	22.10	56.00	33.90	L1	gnd
4.58359	23.07	56.00	32.93	L1	gnd
10.59531	25.87	60.00	34.13	L1	gnd
28.45468	22.72	60.00	37.28	L1	gnd

Frequency MHz	AV Level dBµV	AV Limit dBµV	AV Delta dB	Phase -	PE -
0.15781	29.89	55.58	25.69	L1	gnd
0.18125	27.60	54.43	26.83	L1	gnd
1.0914	18.37	46.00	27.63	L1	gnd
4.58359	19.05	46.00	26.95	L1	gnd
10.59531	20.88	50.00	29.12	L1	gnd
28.45468	20.14	50.00	29.86	L1	gnd

This report shall not be reproduced except in full, without the written approval of TA Technology (Shanghai) Co., Ltd.

U-NII-3, 802.11ac HT20, Channel No.: 149, N Line

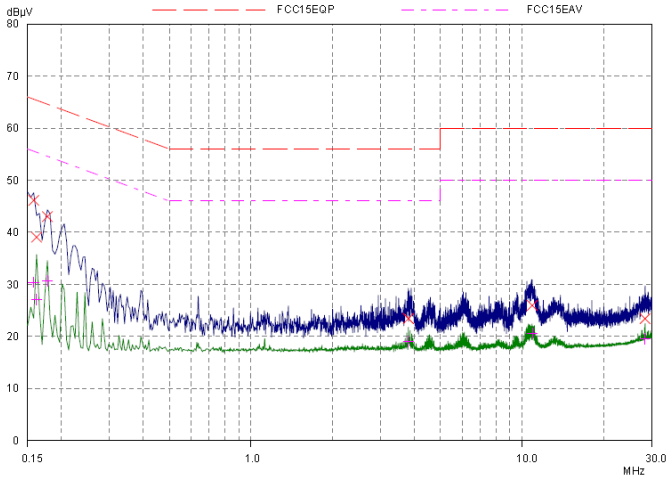

Final Measurement Results

Frequency MHz	QP Level dBµV	QP Limit dBµV	QP Delta dB	Phase -	PE -
0.15781	46.14	65.58	19.44	N	gnd
0.16171	39.07	65.38	26.31	N	gnd
0.17734	43.00	64.61	21.61	N	gnd
3.80234	23.43	56.00	32.57	N	gnd
10.88828	25.94	60.00	34.06	N	gnd
28.4	23.41	60.00	36.59	N	gnd

Frequency MHz	AV Level dBµV	AV Limit dBµV	AV Delta dB	Phase -	PE -
0.15781	30.39	55.58	25.19	N	gnd
0.16171	27.04	55.38	28.34	N	gnd
0.17734	30.68	54.61	23.93	N	gnd
3.80234	19.03	46.00	26.97	N	gnd
10.88828	20.64	50.00	29.36	N	gnd
28.4	19.57	50.00	30.43	N	gnd

U-NII-3, 802.11ac HT20, Channel No.: 157, L Line

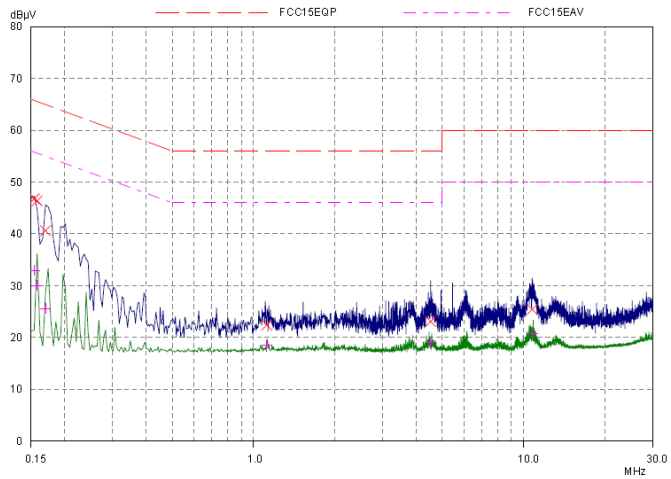

Final Measurement Results

Frequency MHz	QP Level dBµV	QP Limit dBµV	QP Delta dB	Phase -	PE -
0.1539	46.78	65.79	19.01	L1	gnd
0.15781	46.38	65.58	19.20	L1	gnd
0.16953	40.62	64.98	24.36	L1	gnd
1.11875	22.40	56.00	33.60	L1	gnd
4.52109	23.09	56.00	32.91	L1	gnd
10.75156	25.42	60.00	34.58	L1	gnd

Frequency MHz	AV Level dBµV	AV Limit dBµV	AV Delta dB	Phase -	PE -
0.1539	32.95	55.79	22.84	L1	gnd
0.15781	30.06	55.58	25.52	L1	gnd
0.16953	25.62	54.98	29.36	L1	gnd
1.11875	18.45	46.00	27.55	L1	gnd
4.52109	19.05	46.00	26.95	L1	gnd
10.75156	20.70	50.00	29.30	L1	gnd

U-NII-3, 802.11ac HT20, Channel No.: 157, N Line

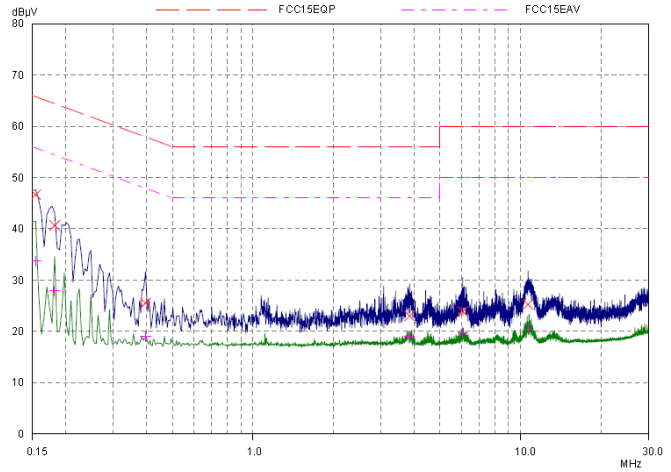

Final Measurement Results

Frequency MHz	QP Level dBµV	QP Limit dBµV	QP Delta dB	Phase -	PE -
0.1539	46.64	65.79	19.15	N	gnd
0.18125	40.66	64.43	23.77	N	gnd
0.39609	25.52	57.93	32.41	N	gnd
3.8414	23.00	56.00	33.00	N	gnd
6.07578	23.85	60.00	36.15	N	gnd
10.6539	25.25	60.00	34.75	N	gnd

Frequency MHz	AV Level dBµV	AV Limit dBµV	AV Delta dB	Phase -	PE -
0.1539	33.69	55.79	22.10	N	gnd
0.18125	27.87	54.43	26.56	N	gnd
0.39609	19.02	47.93	28.91	N	gnd
3.8414	19.04	46.00	26.96	N	gnd
6.07578	19.73	50.00	30.27	N	gnd
10.6539	20.44	50.00	29.56	N	gnd

This report shall not be reproduced except in full, without the written approval of TA Technology (Shanghai) Co., Ltd.

U-NII-3, 802.11ac HT20, Channel No.: 165, L Line

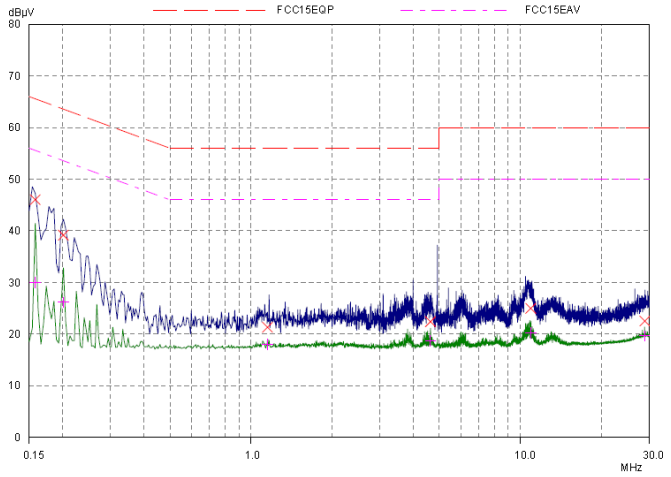

Final Measurement Results

Frequency MHz	QP Level dBµV	QP Limit dBµV	QP Delta dB	Phase -	PE -
0.15781	46.02	65.58	19.56	L1	gnd
0.20078	39.16	63.58	24.42	L1	gnd
1.15	21.32	56.00	34.68	L1	gnd
4.63046	22.41	56.00	33.59	L1	gnd
10.92734	24.98	60.00	35.02	L1	gnd
28.93906	22.54	60.00	37.46	L1	gnd

Frequency MHz	AV Level dBµV	AV Limit dBµV	AV Delta dB	Phase -	PE -
0.15781	29.98	55.58	25.60	L1	gnd
0.20078	26.14	53.58	27.44	L1	gnd
1.15	18.05	46.00	27.95	L1	gnd
4.63046	18.67	46.00	27.33	L1	gnd
10.92734	20.26	50.00	29.74	L1	gnd
28.93906	19.64	50.00	30.36	L1	gnd

U-NII-3, 802.11ac HT20, Channel No.: 165, N Line

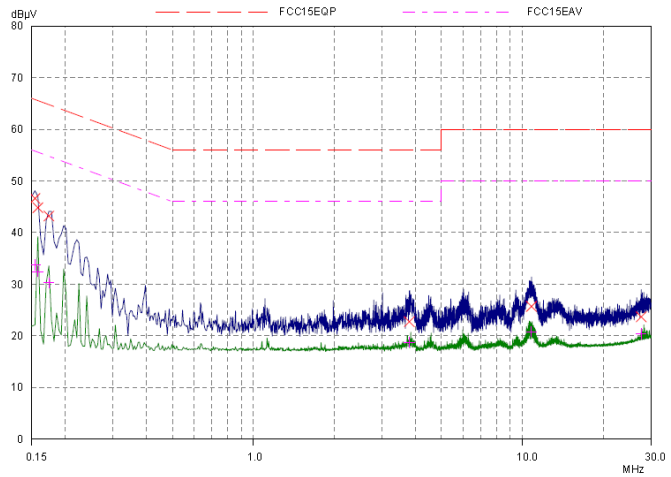

Final Measurement Results

Frequency MHz	QP Level dBµV	QP Limit dBµV	QP Delta dB	Phase -	PE -
0.1539	46.62	65.79	19.17	N	gnd
0.15781	44.82	65.58	20.76	N	gnd
0.17343	43.22	64.79	21.57	N	gnd
3.79453	22.75	56.00	33.25	N	gnd
10.79843	25.70	60.00	34.30	N	gnd
27.64218	23.68	60.00	36.32	N	gnd

Frequency MHz	AV Level dBµV	AV Limit dBµV	AV Delta dB	Phase -	PE -
0.1539	33.75	55.79	22.04	N	gnd
0.15781	32.45	55.58	23.13	N	gnd
0.17343	30.29	54.79	24.50	N	gnd
3.79453	18.73	46.00	27.27	N	gnd
10.79843	20.83	50.00	29.17	N	gnd
27.64218	20.42	50.00	29.58	N	gnd

U-NII-3, 802.11ac HT40, Channel No.: 151, L Line

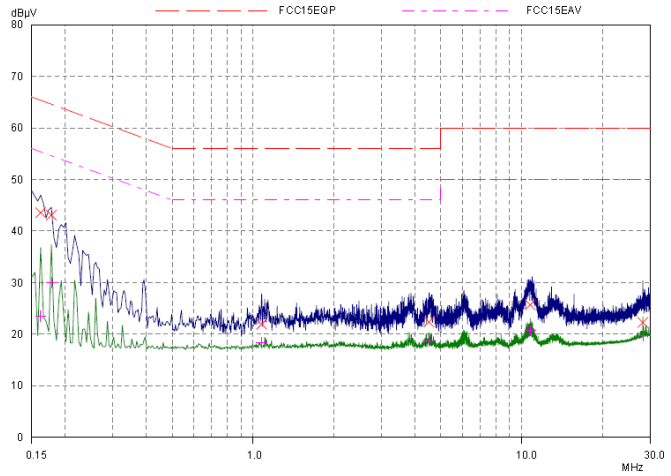

Final Measurement Results

Frequency MHz	QP Level dBµV	QP Limit dBµV	QP Delta dB	Phase -	PE -
0.16171	43.55	65.38	21.83	L1	gnd
0.17734	43.10	64.61	21.51	L1	gnd
1.07578	21.94	56.00	34.06	L1	gnd
4.51718	22.35	56.00	33.65	L1	gnd
10.74765	25.68	60.00	34.32	L1	gnd
28.2164	22.27	60.00	37.73	L1	gnd

Frequency MHz	AV Level dBµV	AV Limit dBµV	AV Delta dB	Phase -	PE -
0.16171	23.47	55.38	31.91	L1	gnd
0.17734	29.96	54.61	24.65	L1	gnd
1.07578	18.37	46.00	27.63	L1	gnd
4.51718	18.67	46.00	27.33	L1	gnd
10.74765	20.76	50.00	29.24	L1	gnd
28.2164	19.72	50.00	30.28	L1	gnd

This report shall not be reproduced except in full, without the written approval of TA Technology (Shanghai) Co., Ltd.

U-NII-3, 802.11ac HT40, Channel No.: 151, N Line

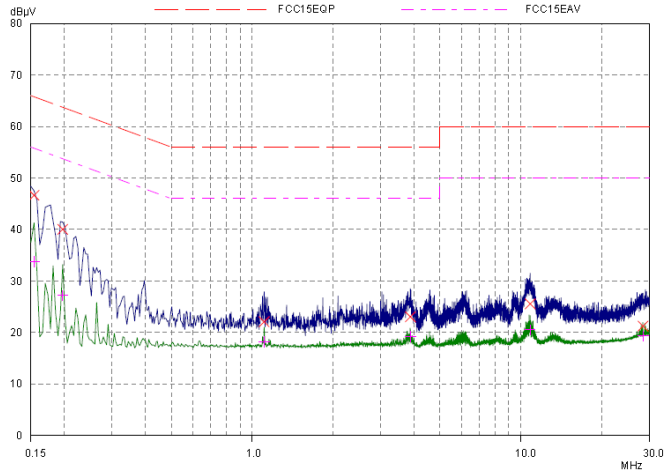

Final Measurement Results

Frequency MHz	QP Level dBµV	QP Limit dBµV	QP Delta dB	Phase -	PE -
0.1539	46.64	65.79	19.15	N	gnd
0.19687	40.04	63.74	23.70	N	gnd
1.10703	22.08	56.00	33.92	N	gnd
3.87656	23.06	56.00	32.94	N	gnd
10.81796	25.56	60.00	34.44	N	gnd
28.47031	21.26	60.00	38.74	N	gnd

Frequency MHz	AV Level dBµV	AV Limit dBµV	AV Delta dB	Phase -	PE -
0.1539	33.75	55.79	22.04	N	gnd
0.19687	27.18	53.74	26.56	N	gnd
1.10703	18.21	46.00	27.79	N	gnd
3.87656	19.18	46.00	26.82	N	gnd
10.81796	20.51	50.00	29.49	N	gnd
28.47031	19.33	50.00	30.67	N	gnd

U-NII-3, 802.11ac HT40, Channel No.: 159, L Line

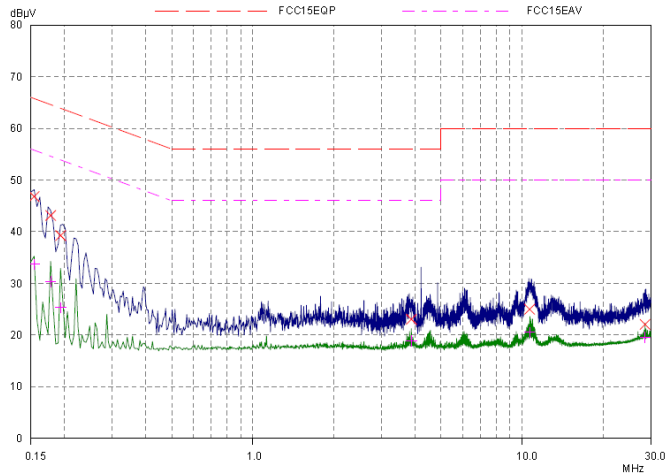

Final Measurement Results

Frequency MHz	QP Level dBµV	QP Limit dBµV	QP Delta dB	Phase -	PE -
0.1539	46.82	65.79	18.97	L1	gnd
0.17734	43.14	64.61	21.47	L1	gnd
0.19296	39.27	63.91	24.64	L1	gnd
3.87656	23.06	56.00	32.94	L1	gnd
10.65	24.99	60.00	35.01	L1	gnd
28.58359	22.07	60.00	37.93	L1	gnd

Frequency MHz	AV Level dBµV	AV Limit dBµV	AV Delta dB	Phase -	PE -
0.1539	33.69	55.79	22.10	L1	gnd
0.17734	30.37	54.61	24.24	L1	gnd
0.19296	25.33	53.91	28.58	L1	gnd
3.87656	18.89	46.00	27.11	L1	gnd
10.65	20.50	50.00	29.50	L1	gnd
28.58359	19.51	50.00	30.49	L1	gnd

U-NII-3, 802.11ac HT40, Channel No.: 159, N Line

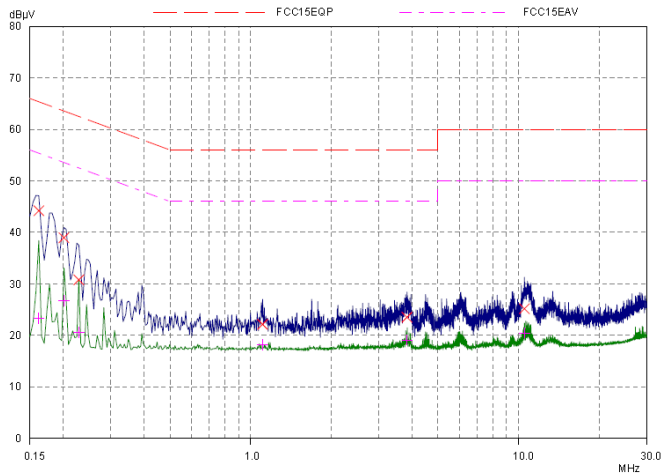

Final Measurement Results

Frequency MHz	QP Level dBµV	QP Limit dBµV	QP Delta dB	Phase -	PE -
0.16171	44.21	65.38	21.17	N	gnd
0.20078	38.96	63.58	24.62	N	gnd
0.22812	30.79	62.52	31.73	N	gnd
1.10703	22.14	56.00	33.86	N	gnd
3.82968	23.52	56.00	32.48	N	gnd
10.50546	25.19	60.00	34.81	N	gnd

Frequency MHz	AV Level dBµV	AV Limit dBµV	AV Delta dB	Phase -	PE -
0.16171	23.29	55.38	32.09	N	gnd
0.20078	26.77	53.58	26.81	N	gnd
0.22812	20.55	52.52	31.97	N	gnd
1.10703	18.21	46.00	27.79	N	gnd
3.82968	19.11	46.00	26.89	N	gnd
10.50546	20.44	50.00	29.56	N	gnd

This report shall not be reproduced except in full, without the written approval of TA Technology (Shanghai) Co., Ltd.

U-NII-3, 802.11ac HT80, Channel No.: 155, L Line

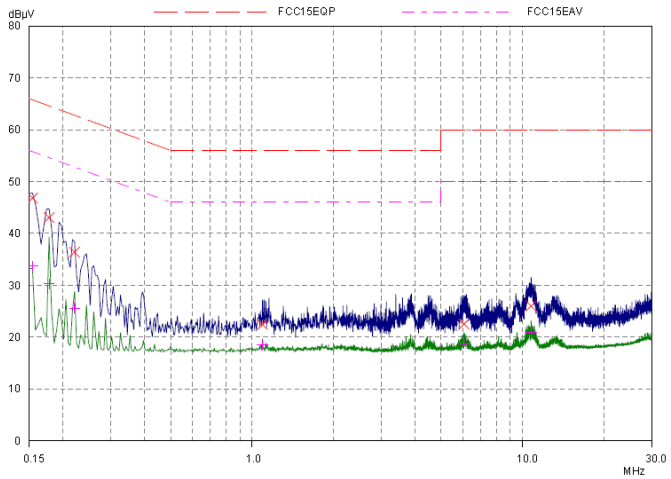

Final Measurement Results

Frequency MHz	QP Level dBµV	QP Limit dBµV	QP Delta dB	Phase -	PE -
0.1539	46.84	65.79	18.95	L1	gnd
0.17734	43.06	64.61	21.55	L1	gnd
0.22031	36.39	62.81	26.42	L1	gnd
1.0914	22.42	56.00	33.58	L1	gnd
6.06796	22.53	60.00	37.47	L1	gnd
10.75156	26.00	60.00	34.00	L1	gnd

Frequency MHz	AV Level dBµV	AV Limit dBµV	AV Delta dB	Phase -	PE -
0.1539	33.69	55.79	22.10	L1	gnd
0.17734	30.29	54.61	24.32	L1	gnd
0.22031	25.59	52.81	27.22	L1	gnd
1.0914	18.45	46.00	27.55	L1	gnd
6.06796	18.79	50.00	31.21	L1	gnd
10.75156	20.89	50.00	29.11	L1	gnd

U-NII-3, 802.11ac HT80, Channel No.: 155, N Line

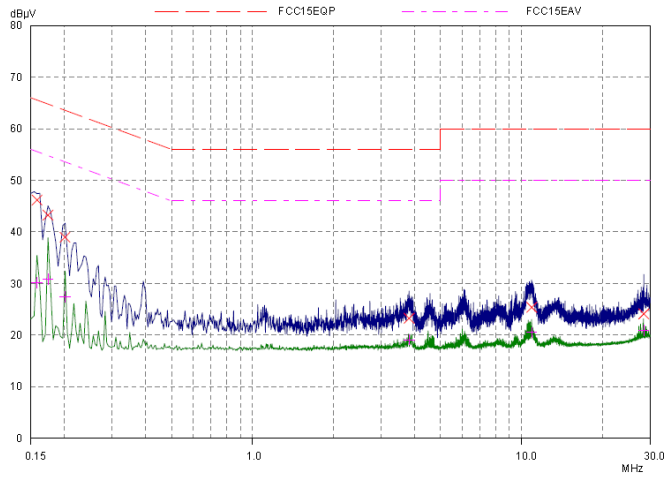

Final Measurement Results

Frequency MHz	QP Level dBµV	QP Limit dBµV	QP Delta dB	Phase -	PE -
0.15781	46.18	65.58	19.40	N	gnd
0.17343	43.26	64.79	21.53	N	gnd
0.20078	38.98	63.58	24.60	N	gnd
3.81406	23.25	56.00	32.75	N	gnd
10.89218	25.38	60.00	34.62	N	gnd
28.45468	24.12	60.00	35.88	N	gnd

Frequency MHz	AV Level dBµV	AV Limit dBµV	AV Delta dB	Phase -	PE -
0.15781	30.14	55.58	25.44	N	gnd
0.17343	30.84	54.79	23.95	N	gnd
0.20078	27.41	53.58	26.17	N	gnd
3.81406	19.10	46.00	26.90	N	gnd
10.89218	20.51	50.00	29.49	N	gnd
28.45468	20.96	50.00	29.04	N	gnd

This report shall not be reproduced except in full, without the written approval of TA Technology (Shanghai) Co., Ltd.

6. Main Test Instruments

Name	Type	Manufacturer	Serial Number	Calibration Date	Expiration Time
EMI Test Receiver	ESCI	R&S	100948	2015-05-22	2016-05-21
Loop Antenna	FMZB1519	SCHWARZBECK	1519-047	2014-02-29	2017-02-28
TRILOG Broadband Antenna	VULB 9163	Schwarzbeck	9163-201	2014-12-06	2017-12-05
Double Ridged Waveguide Horn Antenna	HF907	R&S	100126	2014-12-06	2017-12-05
Broadband Horn Antenna	BBHA9170	Schwarzbeck	MRTSUE06024	2016-01-05	2019-01-04
Standard Gain Horn	3160-09	ETS-Lindgren	00102644	2015-01-30	2018-01-29
EMI Test Receiver	ESCS30	R&S	100138	2015-12-17	2016-12-16
LISN	ENV216	R&S	101171	2013-12-18	2016-12-17
Spectrum Analyzer	E4445A	Agilent	MY46181146	2015-05-22	2016-05-21
Spectrum Analyzer	N9010A	Agilent	MY47191109	2015-05-22	2016-05-21
MOB COMMS DC SUPPLY	66319D	Agilent	MY43004105	2015-05-22	2016-05-21
Peak Power Meter	8990B	Agilent	51000109	2015-04-26	2016-04-25
Wideband Power Sensors	N1923A	Agilent	MY51220004	2015-04-26	2016-04-25
Spectrum Analyzer	FSV40	R&S	1321.300BK40-101416-01	2015-12-17	2016-12-16
Spectrum Analyzer	E4447A	Agilent	MRTSUE06028	2015-10-09	2016-10-08
RF Cable	SMA 15cm	Agilent	0001	2016-01-08	2016-03-07

*******END OF REPORT *******

This report shall not be reproduced except in full, without the written approval of TA Technology (Shanghai) Co., Ltd.

ANNEX A: EUT Appearance and Test Setup

A.1 EUT Appearance





This report shall not be reproduced except in full, without the written approval of TA Technology (Shanghai) Co., Ltd.





a: EUT

This report shall not be reproduced except in full, without the written approval of TA Technology (Shanghai) Co., Ltd.

Picture 1 EUT

This report shall not be reproduced except in full, without the written approval of TA Technology (Shanghai) Co., Ltd.

A.2 Test Setup

30MHz-1GHz



Above 1GHz

Picture 2 Radiated Emission Test Setup

This report shall not be reproduced except in full, without the written approval of TA Technology (Shanghai) Co., Ltd.

Picture 3 Conducted Emission Test Setup

This report shall not be reproduced except in full, without the written approval of TA Technology (Shanghai) Co., Ltd.