EXTERIOR PHOTOGRAPHS OF EUT

Fig.1



Fig.2



Fig.3



Fig.4



Fig.5



Fig.6



Fig.7(Front view of Antenna Model: BIS U-303-C1-TNCB)



Fig.8(Back view of Antenna Model: BIS U-301-C1-TNCB)

Fig.9(Cable 1 Model: BIS U-500-EF-05)



Fig.10(Front view of Antenna Model: BIS U-301-C0)



Fig.11(Back view of Antenna Model: BIS U-301-C0)

Fig.12(Cable 1 Model: BIS U-500-EF-02)



Fig.12(Power cable and serial cable)



Fig.13(USB cable and serial to USB connector)