TEST REPORT

Application No.:	KSCR2401000081AT
FCC ID:	2AH25T1731
Applicant:	Shanghai Sunmi Technology Co.,Ltd.
Address of Applicant:	Room 505, No.388, Song Hu Road, Yang Pu District, Shanghai, China
Manufacturer:	Shanghai Sunmi Technology Co.,Ltd.
Address of Manufacturer:	Room 505, No.388, Song Hu Road, Yang Pu District, Shanghai, China
Equipment Under Test (EUT):	
EUT Name:	POS System
Model No.:	T1731
Trade Mark:	SUNMI
Standard(s) :	47 CFR FCC Part 2 47 CFR FCC Part 22 47 CFR FCC Part 24 47 CFR FCC Part 27
Date of Receipt:	2024-01-12
Date of Test:	2024-03-19 to 2024-04-08
Date of Issue:	2024-04-08
Test Result:	**Pass***

* In the configuration tested, the EUT complied with the standards specified above.

This document is issued by the Company subject to its General Conditions of Service printed overleaf, available on request or accessible at http://www.sgs.com/en/Terms-and-Conditions.aspx and, for electronic format documents, subject to Terms and Conditions for Electronic Documents at http://www.sgs.com/en/Terms-and-Conditions/Terms-e-Document.aspx. Attention is drawn to the limitation of liability, indemnification and jurisdiction issues defined therein.
Any holder of this document is advised that information contained hereon reflects the Company's findings at the time of its intervention only and within the limits of Client's instructions, if any. The Company's sole responsibility is to its Client and this document does not exonerate parties to a transaction from exercising all their rights and obligations under the transaction documents. This document cannot be reproduced except in full, without prior written approval of the Company. Any unauthorized alteration, forgery or falsification of the content or appearance of this document is unlawful and offenders may be prosecuted to the fullest extent of the law.
Unless otherwise stated the results shown in this test report refer only to the sample(s) tested and such sample(s) are retained for 30 days only.

Member of the SGS Group (SGS SA)

Revision Record			
Version	**Description**	***Date***	***Remark***
00	Original	2024-04-08	/

Authorized for issue by:				
Tested By		Damon zhou **Damon_Zhou/Project Engineer**		
Approved By		Terry Hou **Terry Hou /Reviewer**		

2 Test Summary

Test Item	FCC Rule No.	Requirements	Verdict
Effective (Isotropic) Radiated Power Output Data	§2.1046 §22.913 §24.232 §27.50(d)	EIRP≤2W (Band 2) EIRP≤1W (Band 4) ERP≤7W (Band 5)	PASS
Peak-Average Ratio	§24.232 §27.50(d)	≤13dB	PASS
Bandwidth	§2.1049	OBW: No limit EBW: No limit	PASS
Band Edge Compliance	§2.1051, §22.917, §24.238 §27.53(h)	≤ -13dBm/1%*EBW, in 1 MHz bands immediately outside and adjacent to the frequency block.	PASS
Spurious emissions at antenna terminals	§2.1051, §22.917, §24.238 §27.53(h)	≤ -13dBm	PASS
Radiated spurious emissions	§2.1051, §22.917, §24.238 §27.53(h)	≤ -13dBm	PASS
Frequency stability	§2.1055, §22.355, §24.235 §27.54	≤ ±2.5ppm.	PASS

3 Contents

Page

1 COVER PAGE 1

2 Test Summary 3

3 Contents 4

4 General Information 5

4.1 Details of E.U.T. 5
4.2 Description of Support Units 5
4.3 Test Frequency 6
4.4 Test Environment 6
4.5 Measurement Uncertainty 7
4.6 Test Location 8
4.7 Test Facility 8
4.8 Deviation from Standards 8
4.9 Abnormalities from Standard Conditions 8

5 Equipment List 9

6 Radio Spectrum Matter Test Results 10

6.1 Effective (Isotropic) Radiated Power Output Data 10
6.2 Peak-Average Ratio 11
6.3 Bandwidth 12
6.4 Band Edge Compliance 13
6.5 Spurious emissions at antenna terminals 14
6.6 Field strength of spurious radiation 15
6.7 Frequency stability 20

7 Test Setup Photo 21

8 EUT Constructional Details (EUT Photos) 21

9 Appendix 22

4 General Information

4.1 Details of E.U.T.

Power supply:	DC 24V,2.5A by Adapter Adapter model: CYSE65-240250 INPUT: AC 100-240V,50/60Hz,1.7A OUTPUT: DC 24V,2.5A,60W
Test voltage:	AC 120V
Serial Number:	DE17D3CL10022
Firmware version:	D3mini_IO_V2.0
Operation Frequency Band:	UMTS B2, B4, B5
Modulation Type:	UL QPSK, BPSK DL QPSK, BPSK
Antenna Type:	Internal Antenna
Antenna Gain:	UMTS B2: 3.62dBi (Provided by the manufacturer) UMTS B4: 3.09dBi (Provided by the manufacturer) UMTS B5: -0.36dBi (Provided by the manufacturer)
Extreme vol. Limits:	102V DC to 138V DC (nominal: 120V AC)
HSDPA UE Category:	14
HSUPA UE Category:	6
IMEI:	8867845060001393

4.2 Description of Support Units

Description	Manufacturer	Model No.	Serial No.
--	--	--	--
The EUT has been tested as an independent unit.			

4.3 Test Frequency

Test mode:	TX / RX	RF Channel		
		Low (L)	Middle (M)	High (H)
WCDMA B2	TX	Channel 9262	Channel 9400	Channel 9538
		1852.4 MHz	1880.0 MHz	1907.6 MHz
	RX	Channel 9662	Channel 9800	Channel 9938
		1932.4 MHz	1960 MHz	1987.6 MHz
Test mode:	TX / RX	RF Channel		
		Low (L)	Middle (M)	High (H)
WCDMA B4	TX	Channel 1312	Channel 1413	Channel 1513
		1712.4 MHz	1732.6 MHz	1752.6 MHz
	RX	Channel 1537	Channel 1638	Channel 1738
		2112.4 MHz	2132.6 MHz	2152.6 MHz
Test mode:	TX / RX	RF Channel		
		Low (L)	Middle (M)	High (H)
WCDMA B5	TX	Channel 4132	Channel 4183	Channel 4233
		826.4 MHz	836.6 MHz	846.6 MHz
	RX	Channel 4357	Channel 4408	Channel 4458
		871.4 MHz	881.6 MHz	891.6 MHz

4.4 Test Environment

Environment Parameter	Selected Values During Tests	
Relative Humidity	52%	
Atmospheric Pressure:	101kPa	
Temperature:	TN	25 °C
Voltage:	VL	102V
	VN	138V
	VH	120V

NOTE: VL= lower extreme test voltage
VN= nominal voltage
VH= upper extreme test voltage
TN= normal temperature

4.5 Measurement Uncertainty

No.	Item	Measurement Uncertainty
1	Radio Frequency	8.4×10^{-8}
2	Timeout	2s
3	Duty Cycle	0.37%
4	Occupied Bandwidth	3%
5	RF Conducted Power	0.6dB
6	RF Power Density	2.9dB
7	Conducted Spurious Emissions	0.75dB
8	RF Radiated Power	5.2dB (Below 1GHz)
		5.9dB (Above 1GHz)
9	Radiated Spurious Emission Test	4.2dB (Below 30MHz)
		4.5dB (30MHz-1GHz)
		5.1dB (1GHz-18GHz)
		5.4dB (Above 18GHz)
10	Temperature Test	1°C
11	Humidity Test	3%
12	Supply Voltages	1.5%
13	Time	3%
Note: The measurement uncertainty represents an expanded uncertainty expressed at approximately the 95% confidence level using a coverage factor of k=2.		

4.6 Test Location

All tests were performed at:

Compliance Certification Services (Kunshan) Inc.

No.10 Weiye Rd, Innovation park, Eco&Tec, Development Zone, Kunshan City, Jiangsu, China.

Tel: +86 512 5735 5888 Fax: +86 512 5737 0818

No tests were sub-contracted.

Note:

1. SGS is not responsible for wrong test results due to incorrect information (e.g., max. internal working frequency, antenna gain, cable loss, etc) is provided by the applicant. (If applicable).
2. SGS is not responsible for the authenticity, integrity and the validity of the conclusion based on results of the data provided by applicant. (If applicable).
3. Sample source: sent by customer.

4.7 Test Facility

The test facility is recognized, certified, or accredited by the following organizations:

• A2LA

Compliance Certification Services (Kunshan) Inc. is accredited by the American Association for Laboratory Accreditation (A2LA). Certificate No. 2541.01.

• FCC

Compliance Certification Services (Kunshan) Inc. has been recognized as an accredited testing laboratory. Designation Number: CN1172.

• ISED

Compliance Certification Services (Kunshan) Inc. has been recognized by Innovation, Science and Economic Development Canada (ISED) as an accredited testing laboratory. Company Number: 2324E

• VCCI

The 3m and 10m Semi-anechoic chamber and Shielded Room of Compliance Certification Services (Kunshan) Inc. has been registered in accordance with the Regulations for Voluntary Control Measures with Registration No.: R-20134, R-11600, C-11707, T-11499, G-10216 respectively.

4.8 Deviation from Standards

None

4.9 Abnormalities from Standard Conditions

None

5 Equipment List

Item	Equipment	Manufacturer	Model	Inventory No	Cal Date	Cal. Due Date
Conducted Emission at Mains Terminals						
1	EMI Test Receive	R&S	ESCI	KS301101	01/15/2024	01/14/2025
2	LISN	R&S	ENV216	KS301197	01/15/2024	01/14/2025
3	LISN	Schwarzbeck	NNLK 8129	KS301091	01/15/2024	01/14/2025
4	Pulse Limiter	R&S	ESH3-Z2	KUS1902E001	01/15/2024	01/14/2025
5	CE test Cable	Thermax	/	CZ301102	01/15/2024	01/14/2025
6	Test Software	Farad	EZ-EMC	/	N.C.R	N.C.R
RF Conducted Test						
1	Spectrum Analyzer	Keysight	N9020A	KUS1911E004-2	08/24/2023	08/23/2024
2	Spectrum Analyzer	Keysight	N9020A	KUS2001M001-2	08/24/2023	08/23/2024
3	Spectrum Analyzer	Keysight	N9030B	KSEM021-1	01/15/2024	01/14/2025
4	Signal Generator	R&S	SMBV100B	KSEM032	03/19/2024	03/18/2025
5	Signal Generator	R&S	SMW200A	KSEM020-1	08/24/2023	08/23/2024
6	Signal Generator	Agilent	N5182A	KUS2001M001-1	08/24/2023	08/23/2024
7	Radio Communication Test Station	Anritsu	MT8000A	KSEM001-1	08/24/2023	08/23/2024
8	Radio Communication Analyzer	Anritsu	MT8821C	KSEM002-1	03/19/2024	03/18/2025
9	Universal Radio Communication Tester	R&S	CMW500	KUS1911E004-1	08/24/2023	08/23/2024
10	Switcher	TST	FY562	KUS2001M001-4	01/15/2024	01/14/2025
11	AC Power Source	EXTECH	6605	KS301178	N.C.R	N.C.R
12	DC Power Supply	Aglient	E3632A	KS301180	N.C.R	N.C.R
13	Conducted Test Cable	Thermax	RF01-RF04	CZ301111-CZ301120	01/15/2024	01/14/2025
14	Temp. / Humidity Chamber	TERCHY	MHK-120AK	KS301190	08/24/2023	08/23/2024
15	Temperature & Humidity Recorder	Renke Control	RS-WS-N01-6J	KSEM024-5	03/19/2024	03/18/2025
16	Software	BST	TST-PASS	/	NCR	NCR
RF Radiated Test						
1	Spectrum Analyzer	R&S	FSV40	KUS1806E003	08/24/2023	08/23/2024
2	Universal Radio Communication Tester	R&S	CMW500	KSEM009-1	03/19/2024	03/18/2025
3	Signal Generator	Agilent	E8257C	KS301066	08/24/2023	08/23/2024
4	Loop Antenna	COM-POWER	AL-130R	KUS1806E001	03/18/2023	03/17/2025
5	Bilog Antenna	TESEQ	CBL 6112D	KUS1806E005	06/29/2023	06/28/2025
6	Bilog Antenna	TESEQ	CBL 6112D	KUS1806E006	03/19/2024	03/18/2025
7	Horn-antenna(1-18GHz)	Schwarzbeck	BBHA9120D	KS301079	08/24/2023	08/23/2024
8	Horn-antenna(1-18GHz)	ETS-LINDGREN	3117	KS301186	04/07/2023	04/06/2025
9	Horn Antenna(18-40GHz)	Schwarzbeck	BBHA9170	CZ301058	01/07/2024	01/06/2026
10	Amplifier(30MHz~18GHz)	PANSHAN TECHNOLOGY	LNA:1~18G	KSEM010-1	01/15/2024	01/14/2025
11	Amplifier(18~40GHz)	PANSHAN TECHNOLOGY	LNA180400G40	KSEM038	08/24/2023	08/23/2024
12	RE Test Cable	REBES MICROWAVE	/	CZ301097	08/24/2023	08/23/2024
13	Temperature & Humidity Recorder	Renke Control	RS-WS-N01-6J	KSEM024-4	03/19/2024	03/18/2025
14	Software	Faratronic	EZ_EMC-v 3A1	/	NCR	NCR
15	Software	ESE	E3_V 6.111221a	/	NCR	NCR

6 Radio Spectrum Matter Test Results

6.1 Effective (Isotropic) Radiated Power Output Data

Test Requirement §2.1046, §22.913, §24.232
Test Method: ANSI C63.26, KDB 971168 D01 v03
Limit: EIRP≤2W (Band 2); EIRP≤1W (Band 4); ERP≤7W (Band 5)

6.1.1 E.U.T. Operation

Operating Environment:
Temperature: 21.1 °C Humidity: 52.3 % RH Atmospheric Pressure: 1010 mbar

6.1.2 Test Mode Description

Pre-scan / Final test	Mode Code	Description
Final test	11	TX mode_Keep the EUT in transmitting mode

6.1.3 Test Setup Diagram

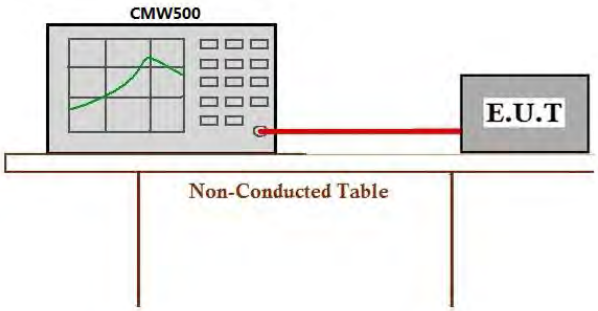

6.1.4 Measurement Procedure and Data

Please Refer to Appendix for Details

6.2 Peak-Average Ratio

Test Requirement §24.232
Test Method: ANSI C63.26, KDB 971168 D01 v03
Limit: ≤13dB

6.2.1 E.U.T. Operation

Operating Environment:
Temperature: 21.2 °C Humidity: 52.3 % RH Atmospheric Pressure: 1010 mbar

6.2.2 Test Mode Description

Pre-scan / Final test	Mode Code	Description
Final test	11	TX mode_Keep the EUT in transmitting mode

6.2.3 Test Setup Diagram

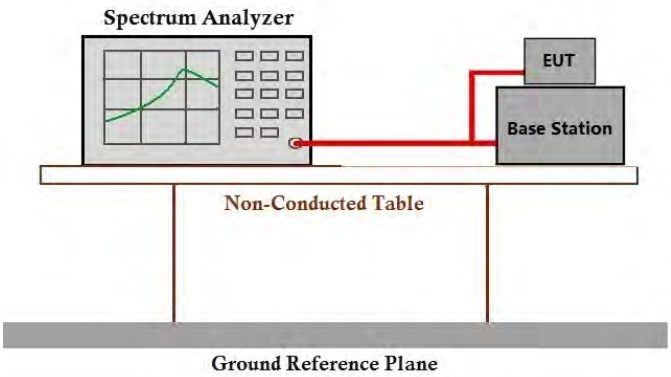

6.2.4 Measurement Procedure and Data

Please Refer to Appendix for Details

6.3 Bandwidth

Test Requirement §2.1049(h), §22.917, §24.238
Test Method: ANSI C63.26, KDB 971168 D01 v03
Limit: OBW: No limit
EBW: No limit

6.3.1 E.U.T. Operation

Operating Environment:
Temperature: 21.1 °C Humidity: 51.3 % RH Atmospheric Pressure: 1010 mbar

6.3.2 Test Mode Description

Pre-scan / Final test	Mode Code	Description
Final test	11	TX mode_Keep the EUT in transmitting mode

6.3.3 Test Setup Diagram

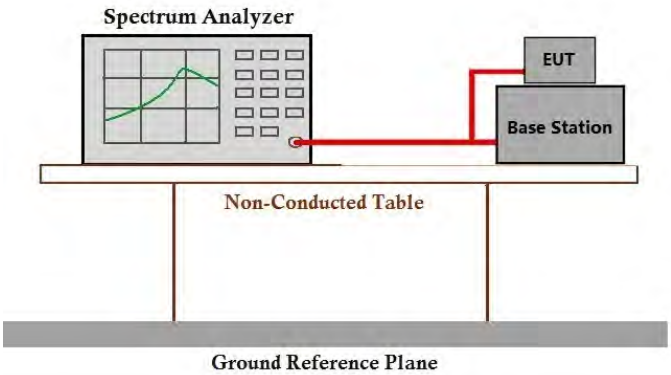

6.3.4 Measurement Procedure and Data

Please Refer to Appendix for Details

6.4 Band Edge Compliance

Test Requirement §2.1051, §22.917, §24.238
Test Method: ANSI C63.26, KDB 971168 D01 v03
Limit: ≤ -13dBm/1%*EBW, in 1 MHz bands immediately outside and adjacent to the frequency block

6.4.1 E.U.T. Operation

Operating Environment:
Temperature: 21.2 °C Humidity: 52.4 % RH Atmospheric Pressure: 1010 mbar

6.4.2 Test Mode Description

Pre-scan / Final test	Mode Code	Description
Final test	11	TX mode_Keep the EUT in transmitting mode

6.4.3 Test Setup Diagram

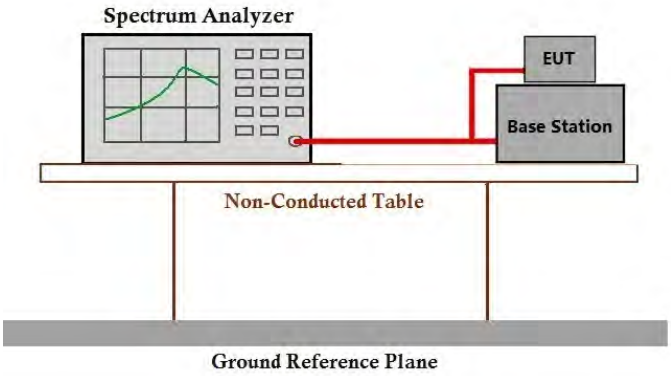

6.4.4 Measurement Procedure and Data

Please Refer to Appendix for Details

6.5 Spurious emissions at antenna terminals

Test Requirement §2.1051, §22.917, §24.238
Test Method: ANSI C63.26, KDB 971168 D01 v03
Limit: ≤ -13dBm

6.5.1 E.U.T. Operation

Operating Environment:
Temperature: 24.3 °C Humidity: 50.2 % RH Atmospheric Pressure: 1010 mbar

6.5.2 Test Mode Description

Pre-scan / Final test	Mode Code	Description
Final test	11	TX mode_Keep the EUT in transmitting mode

6.5.3 Test Setup Diagram

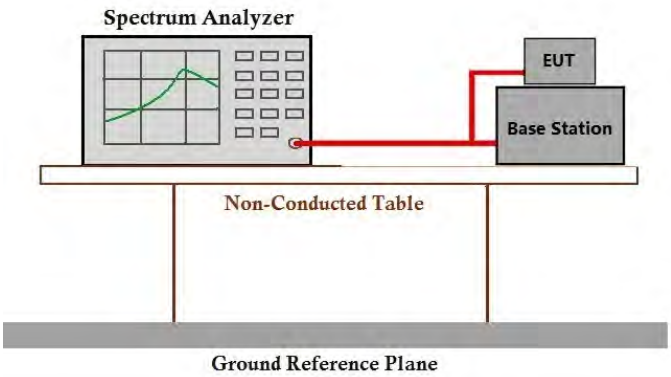

6.5.4 Measurement Procedure and Data

Please Refer to Appendix for Details

6.6 Field strength of spurious radiation

Test Requirement §2.1051, §22.917, §24.238
Test Method: ANSI C63.26, KDB 971168 D01 v03

Limit: ≤ -13dBm

6.6.1 E.U.T. Operation

Operating Environment:
Temperature: 24.3 °C Humidity: 50.2 % RH Atmospheric Pressure: 1010 mbar

6.6.2 Test Mode Description

Pre-scan / Final test	Mode Code	Description
Final test	11	TX mode_Keep the EUT in transmitting mode

6.6.3 Test Setup Diagram

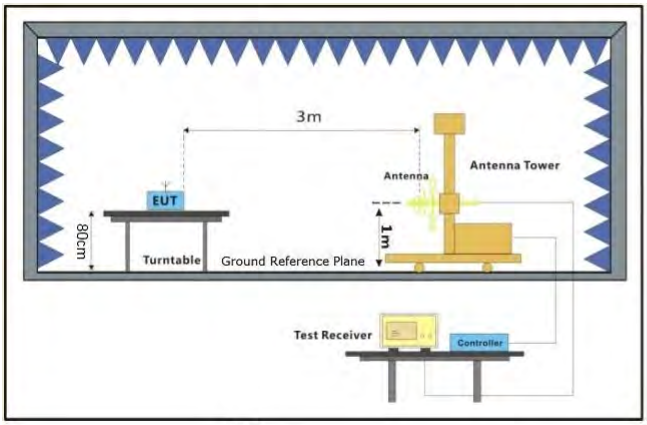

EUT

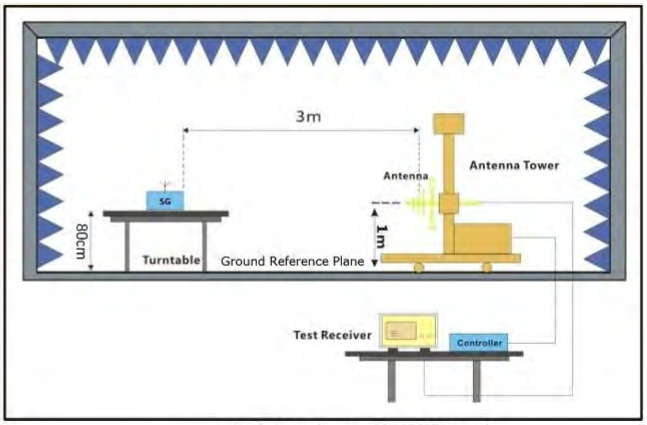

Substiute Antenna+Signal Generator

6.6.4 Measurement Procedure and Data

Test Procedure:

(1)On a test site, the EUT shall be placed on a turntable and in the position closest to the normal use as declared by the user.
(2)The test antenna shall be oriented initially for vertical polarization located 3m from the EUT to correspond to the transmitter.
(3)The output of the antenna shall be connected to the measuring receiver and either a peak or quasi-peak detector was used for the measurement as indicated on the report. The detector selection is based on how close the emission level was approaching the limit.
(4)The transmitter shall be switched on; if possible, without the modulation and the measurement receiver shall be tuned to the frequency of the transmitter under test.
(5)The test antenna shall be raised and lowered through the specified range of height until the measuring receiver detects a maximum signal level.
(6)The transmitter shall than be rotated through 360°in the horizontal plane, until the maximum signal level is detected by the measuring receiver.
(7)The test antenna shall be raised and lowered again through the specified range of height until the measuring receiver detects a maximum signal level.
(8)The maximum signal level detected by the measuring receiver shall be noted.
(9)The measurement shall be repeated with the test antenna set to horizontal polarization.
(10) Replace the antenna with a proper Antenna (substitution antenna).
(11)The substitution antenna shall be oriented for vertical polarization and, if necessary, the length of the substitution antenna shall be adjusted to correspond to the frequency of transmitting.
(12)The substitution antenna shall be connected to a calibrated signal generator.
(13)If necessary, the input attenuator setting of the measuring receiver shall be adjusted in order to increase the sensitivity of the measuring receiver.
(14)The test antenna shall be raised and lowered through the specified range of the height to ensure that the maximum signal is received.
(15)The input signal to substitution antenna shall be adjusted to the level that produces a level detected by the measuring receiver, that is equal to the level noted while the transmitter radiated power was measured, corrected for the change of input attenuation setting of the measuring receiver.
(16)The input level to the substitution antenna shall be recorded as power level in dBm, corrected for any change of input attenuator setting of the measuring receiver.
(17)The measurement shall be repeated with the test antenna and the substitution antenna oriented for horizontal polarization.

WCDMA BAND II-Low channel				
Frequency (MHz)	Level (dBm)	Limit (dBm)	Over Limit (dB)	Polarization
3704.800	-55.58	-13	-42.58	Horizontal
5557.200	-56.25	-13	-43.25	Horizontal
7409.600	-55.01	-13	-42.01	Horizontal
3704.800	-60.18	-13	-47.18	Vertical
5557.200	-57.58	-13	-44.58	Vertical
7409.600	-54.63	-13	-41.63	Vertical

WCDMA BAND II-Middle channel				
Frequency (MHz)	Level (dBm)	Limit (dBm)	Over Limit (dB)	Polarization
3760.000	-53.27	-13	-40.27	Horizontal
5640.000	-61.00	-13	-48.00	Horizontal
7520.000	-59.19	-13	-46.19	Horizontal
3760.000	-54.63	-13	-41.63	Vertical
5640.000	-60.52	-13	-47.52	Vertical
7520.000	-54.25	-13	-41.25	Vertical

WCDMA BAND II-High channel				
Frequency (MHz)	Level (dBm)	Limit (dBm)	Over Limit (dB)	Polarization
3815.200	-58.69	-13	-45.69	Horizontal
5722.800	-60.24	-13	-47.24	Horizontal
7630.400	-54.60	-13	-41.60	Horizontal
3815.200	-54.80	-13	-41.80	Vertical
5722.800	-60.84	-13	-47.84	Vertical
7630.400	-55.82	-13	-42.82	Vertical

WCDMA BAND IV-Low channel				
Frequency (MHz)	Level (dBm)	Limit (dBm)	Over Limit (dB)	Polarization
3440.000	-47.03	-13	-34.03	Horizontal
5160.000	-49.20	-13	-36.20	Horizontal
6880.000	-46.87	-13	-33.87	Horizontal
3440.000	-48.49	-13	-35.49	Vertical
5160.000	-46.68	-13	-33.68	Vertical
6880.000	-45.95	-13	-32.95	Vertical

WCDMA BAND IV-Middle channel				
Frequency (MHz)	Level (dBm)	Limit (dBm)	Over Limit (dB)	Polarization
3465.200	-41.82	-13	-28.82	Horizontal
5197.800	-50.70	-13	-37.70	Horizontal
6930.400	-43.94	-13	-30.94	Horizontal
3465.200	-41.51	-13	-28.51	Vertical
5197.800	-50.03	-13	-37.03	Vertical
6930.400	-46.03	-13	-33.03	Vertical

WCDMA BAND IV-High channel				
Frequency (MHz)	Level (dBm)	Limit (dBm)	Over Limit (dB)	Polarization
3490.000	-45.55	-13	-32.55	Horizontal
5235.000	-48.04	-13	-35.04	Horizontal
6980.000	-42.50	-13	-29.50	Horizontal
3490.000	-52.66	-13	-39.66	Vertical
5235.000	-49.77	-13	-36.77	Vertical
6980.000	-42.54	-13	-29.54	Vertical

WCDMA BAND V-Low channel				
Frequency (MHz)	Level (dBm)	Limit (dBm)	Over Limit (dB)	Polarization
1652.800	-51.00	-13	-38.00	Horizontal
2479.200	-51.21	-13	-38.21	Horizontal
3305.600	-47.49	-13	-34.49	Horizontal
1652.800	-44.59	-13	-31.59	Vertical
2479.200	-50.88	-13	-37.88	Vertical
3305.600	-44.69	-13	-31.69	Vertical

WCDMA BAND V-Middle channel				
Frequency (MHz)	Level (dBm)	Limit (dBm)	Over Limit (dB)	Polarization
1672.800	-44.72	-13	-31.72	Horizontal
2509.200	-52.57	-13	-39.57	Horizontal
3345.600	-45.83	-13	-32.83	Horizontal
1672.800	-40.62	-13	-27.62	Vertical
2509.200	-54.16	-13	-41.16	Vertical
3345.600	-44.33	-13	-31.33	Vertical

WCDMA BAND V-High channel				
Frequency (MHz)	Level (dBm)	Limit (dBm)	Over Limit (dB)	Polarization
1692.800	-49.12	-13	-36.12	Horizontal
2539.200	-48.31	-13	-35.31	Horizontal
3385.600	-39.76	-13	-26.76	Horizontal
1692.800	-47.47	-13	-34.47	Vertical
2539.200	-50.44	-13	-37.44	Vertical
3385.600	-44.55	-13	-31.55	Vertical

Remark:
We have tested all modulation and all Bandwidth , but only the worst case data presented in this report.

6.7 Frequency stability

Test Requirement §2.1055, §22.355, §24.235
Test Method: ANSI C63.26, KDB 971168 D01 v03
Limit: ±2.5ppm.

6.7.1 E.U.T. Operation

Operating Environment:
Temperature: 21.2 °C Humidity: 52.4 % RH Atmospheric Pressure: 1010 mbar

6.7.2 Test Mode Description

Pre-scan / Final test	Mode Code	Description
Final test	11	TX mode_Keep the EUT in transmitting mode

6.7.3 Test Setup Diagram

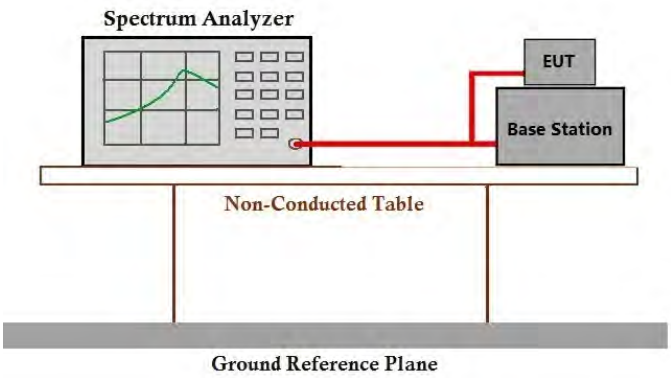

6.7.4 Measurement Procedure and Data

Please Refer to Appendix for Details

7 Test Setup Photo

Refer to Appendix - Test Setup Photo for KSCR2309001745AT

8 EUT Constructional Details (EUT Photos)

Refer to Appendix - Photographs of EUT Constructional Details for KSCR2309001745AT

9 Appendix

1. Effective (Isotropic) Radiated Power Output Data

1.1 Band2_EIRP

1.1.1 Test Result

Band: 2								
ENV	Mode		Frequency (MHz)	Conducted Power (dBm)	Gain (dBi)	EIRP (dBm)		Verdict
	Network	Subset				Result	Limit	
NTNV	RMC	12.2kbps RMC	1852.4	24.26	3.62	27.88	<=33.01	Pass
			1880	24.44	3.62	28.06	<=33.01	Pass
			1907.6	24.54	3.62	28.16	<=33.01	Pass
	HSDPA	Subtest 1	1852.4	22.55	3.62	26.17	<=33.01	Pass
		Subtest 2	1852.4	22.56	3.62	26.18	<=33.01	Pass
		Subtest 3	1852.4	22.49	3.62	26.11	<=33.01	Pass
		Subtest 4	1852.4	22.54	3.62	26.16	<=33.01	Pass
		Subtest 1	1880	22.85	3.62	26.47	<=33.01	Pass
		Subtest 2	1880	22.85	3.62	26.47	<=33.01	Pass
		Subtest 3	1880	22.88	3.62	26.50	<=33.01	Pass
		Subtest 4	1880	22.92	3.62	26.54	<=33.01	Pass
		Subtest 1	1907.6	22.96	3.62	26.58	<=33.01	Pass
		Subtest 2	1907.6	22.96	3.62	26.58	<=33.01	Pass
		Subtest 3	1907.6	22.85	3.62	26.47	<=33.01	Pass
		Subtest 4	1907.6	23.02	3.62	26.64	<=33.01	Pass
	HSUPA	Subtest 1	1852.4	21.04	3.62	24.66	<=33.01	Pass
		Subtest 2	1852.4	20.94	3.62	24.56	<=33.01	Pass
		Subtest 3	1852.4	20.91	3.62	24.53	<=33.01	Pass
		Subtest 4	1852.4	21.11	3.62	24.73	<=33.01	Pass
		Subtest 5	1852.4	20.75	3.62	24.37	<=33.01	Pass
		Subtest 1	1880	21.07	3.62	24.69	<=33.01	Pass
		Subtest 2	1880	21.38	3.62	25.00	<=33.01	Pass
		Subtest 3	1880	20.90	3.62	24.52	<=33.01	Pass
		Subtest 4	1880	21.46	3.62	25.08	<=33.01	Pass
		Subtest 5	1880	21.28	3.62	24.90	<=33.01	Pass
		Subtest 1	1907.6	21.41	3.62	25.03	<=33.01	Pass
		Subtest 2	1907.6	21.49	3.62	25.11	<=33.01	Pass
		Subtest 3	1907.6	21.49	3.62	25.11	<=33.01	Pass
		Subtest 4	1907.6	21.69	3.62	25.31	<=33.01	Pass
		Subtest 5	1907.6	21.21	3.62	24.83	<=33.01	Pass
Note1: EIRP=Conducted Power+Antenna Gain								

2. Frequency Stability

2.1 Band2

2.1.1 Test Result

Band: 2							
Network	Frequency (MHz)	Temp. (°C)	Voltage (VAC)	Freq. Error (Hz)	Freq. vs. Rated (ppm)		Verdict
					Result	Limit	
RMC	1852.4	20	102	1.073	0.0006	-2.5 to 2.5	Pass
			120	1.274	0.0007	-2.5 to 2.5	Pass
			138	1.933	0.0010	-2.5 to 2.5	Pass
		-30	120	0.771	0.0004	-2.5 to 2.5	Pass
		-20	120	0.939	0.0005	-2.5 to 2.5	Pass
		-10	120	1.210	0.0007	-2.5 to 2.5	Pass
		0	120	1.450	0.0008	-2.5 to 2.5	Pass
		10	120	1.532	0.0008	-2.5 to 2.5	Pass
		30	120	1.893	0.0010	-2.5 to 2.5	Pass
		40	120	0.814	0.0004	-2.5 to 2.5	Pass
		50	120	1.999	0.0011	-2.5 to 2.5	Pass
	1880	20	102	-0.254	-0.0001	-2.5 to 2.5	Pass
			120	-0.128	-0.0001	-2.5 to 2.5	Pass
			138	-0.447	-0.0002	-2.5 to 2.5	Pass
		-30	120	-0.523	-0.0003	-2.5 to 2.5	Pass
		-20	120	-0.470	-0.0003	-2.5 to 2.5	Pass
		-10	120	0.553	0.0003	-2.5 to 2.5	Pass
		0	120	-0.501	-0.0003	-2.5 to 2.5	Pass
		10	120	-0.755	-0.0004	-2.5 to 2.5	Pass
		30	120	-0.331	-0.0002	-2.5 to 2.5	Pass
		40	120	-0.129	-0.0001	-2.5 to 2.5	Pass
		50	120	-0.184	-0.0001	-2.5 to 2.5	Pass
	1907.6	20	102	-2.547	-0.0013	-2.5 to 2.5	Pass
			120	-2.041	-0.0011	-2.5 to 2.5	Pass
			138	-2.377	-0.0012	-2.5 to 2.5	Pass
		-30	120	-1.753	-0.0009	-2.5 to 2.5	Pass
		-20	120	-1.254	-0.0007	-2.5 to 2.5	Pass
		-10	120	-1.908	-0.0010	-2.5 to 2.5	Pass
		0	120	-2.375	-0.0012	-2.5 to 2.5	Pass
		10	120	-1.656	-0.0009	-2.5 to 2.5	Pass
		30	120	-2.046	-0.0011	-2.5 to 2.5	Pass
		40	120	-1.967	-0.0010	-2.5 to 2.5	Pass
		50	120	-2.071	-0.0011	-2.5 to 2.5	Pass
HSDPA	1852.4	20	102	3.912	0.0021	-2.5 to 2.5	Pass
			120	3.982	0.0021	-2.5 to 2.5	Pass
			138	4.526	0.0024	-2.5 to 2.5	Pass
		-30	120	3.074	0.0017	-2.5 to 2.5	Pass
		-20	120	3.618	0.0020	-2.5 to 2.5	Pass
		-10	120	4.333	0.0023	-2.5 to 2.5	Pass
		0	120	3.236	0.0017	-2.5 to 2.5	Pass
		10	120	3.002	0.0016	-2.5 to 2.5	Pass
		30	120	3.553	0.0019	-2.5 to 2.5	Pass
		40	120	3.587	0.0019	-2.5 to 2.5	Pass
		50	120	3.775	0.0020	-2.5 to 2.5	Pass
	1880	20	102	3.855	0.0021	-2.5 to 2.5	Pass
			120	4.186	0.0022	-2.5 to 2.5	Pass
			138	3.893	0.0021	-2.5 to 2.5	Pass
		-30	120	4.480	0.0024	-2.5 to 2.5	Pass
		-20	120	3.431	0.0018	-2.5 to 2.5	Pass

		-10	120	4.521	0.0024	-2.5 to 2.5	Pass
		0	120	3.376	0.0018	-2.5 to 2.5	Pass
		10	120	3.623	0.0019	-2.5 to 2.5	Pass
		30	120	3.402	0.0018	-2.5 to 2.5	Pass
		40	120	3.635	0.0019	-2.5 to 2.5	Pass
		50	120	4.464	0.0024	-2.5 to 2.5	Pass
	1907.6	20	102	1.826	0.0010	-2.5 to 2.5	Pass
			120	0.937	0.0005	-2.5 to 2.5	Pass
			138	1.406	0.0007	-2.5 to 2.5	Pass
		-30	120	0.666	0.0003	-2.5 to 2.5	Pass
		-20	120	0.385	0.0002	-2.5 to 2.5	Pass
		-10	120	1.340	0.0007	-2.5 to 2.5	Pass
		0	120	-0.021	0.0000	-2.5 to 2.5	Pass
		10	120	0.401	0.0002	-2.5 to 2.5	Pass
		30	120	0.697	0.0004	-2.5 to 2.5	Pass
		40	120	0.802	0.0004	-2.5 to 2.5	Pass
		50	120	0.215	0.0001	-2.5 to 2.5	Pass
HSUPA	1852.4	20	102	-3.540	-0.0019	-2.5 to 2.5	Pass
			120	-1.934	-0.0010	-2.5 to 2.5	Pass
			138	-1.050	-0.0006	-2.5 to 2.5	Pass
		-30	120	-2.608	-0.0014	-2.5 to 2.5	Pass
		-20	120	-0.733	-0.0004	-2.5 to 2.5	Pass
		-10	120	-1.758	-0.0009	-2.5 to 2.5	Pass
		0	120	-2.911	-0.0016	-2.5 to 2.5	Pass
		10	120	-1.388	-0.0007	-2.5 to 2.5	Pass
		30	120	-2.782	-0.0015	-2.5 to 2.5	Pass
		40	120	-3.053	-0.0016	-2.5 to 2.5	Pass
		50	120	-0.938	-0.0005	-2.5 to 2.5	Pass
	1880	20	102	0.643	0.0003	-2.5 to 2.5	Pass
			120	1.010	0.0005	-2.5 to 2.5	Pass
			138	0.174	0.0001	-2.5 to 2.5	Pass
		-30	120	0.356	0.0002	-2.5 to 2.5	Pass
		-20	120	0.239	0.0001	-2.5 to 2.5	Pass
		-10	120	0.980	0.0005	-2.5 to 2.5	Pass
		0	120	0.712	0.0004	-2.5 to 2.5	Pass
		10	120	0.656	0.0003	-2.5 to 2.5	Pass
		30	120	0.111	0.0001	-2.5 to 2.5	Pass
		40	120	2.115	0.0011	-2.5 to 2.5	Pass
		50	120	1.366	0.0007	-2.5 to 2.5	Pass
	1907.6	20	102	-1.371	-0.0007	-2.5 to 2.5	Pass
			120	-2.000	-0.0010	-2.5 to 2.5	Pass
			138	-1.023	-0.0005	-2.5 to 2.5	Pass
		-30	120	-0.143	-0.0001	-2.5 to 2.5	Pass
		-20	120	-0.553	-0.0003	-2.5 to 2.5	Pass
		-10	120	-0.303	-0.0002	-2.5 to 2.5	Pass
		0	120	-1.884	-0.0010	-2.5 to 2.5	Pass
		10	120	-1.731	-0.0009	-2.5 to 2.5	Pass
		30	120	-1.370	-0.0007	-2.5 to 2.5	Pass
		40	120	-1.019	-0.0005	-2.5 to 2.5	Pass
		50	120	-0.042	0.0000	-2.5 to 2.5	Pass

3. 99% & 26dB Bandwidth

3.1 Band2_OBW

3.1.1 Test Result

Band: 2						
ENV	Mode		Frequency (MHz)	99% Occupied Bandwidth (MHz)		Verdict
	Network	Subset		Result	Limit	
NTNV	RMC	12.2kbps RMC	1852.4	4.137	/	Pass
			1880	4.131	/	Pass
			1907.6	4.144	/	Pass
	HSDPA	Subtest 1	1852.4	4.125	/	Pass
			1880	4.166	/	Pass
			1907.6	4.123	/	Pass
	HSUPA	Subtest 1	1852.4	4.128	/	Pass
			1880	4.185	/	Pass
			1907.6	4.136	/	Pass

3.1.2 Test Graph

Band2_RMC_LCH_1852.4MHz_12.2kbps RMC_NTNV

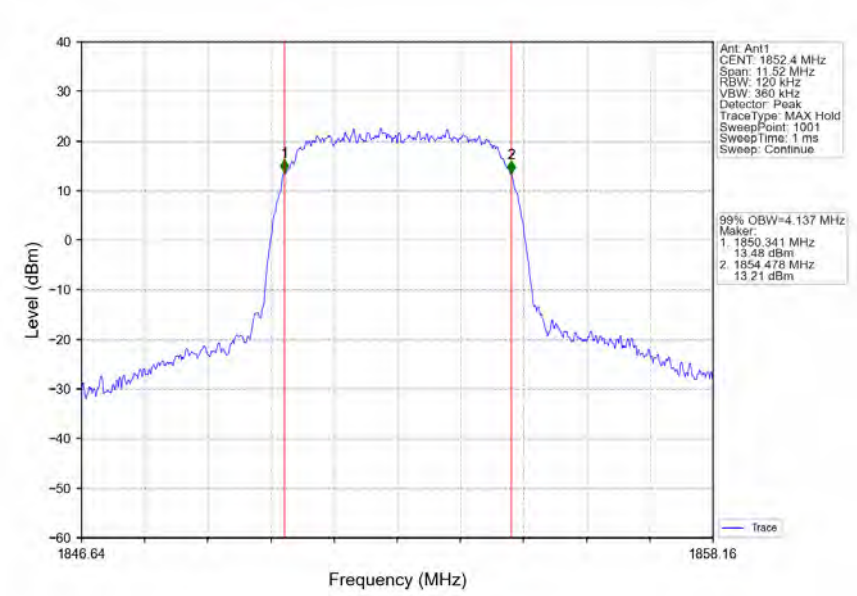

Band2_RMC_MCH_1880MHz_12.2kbps RMC_NTNV

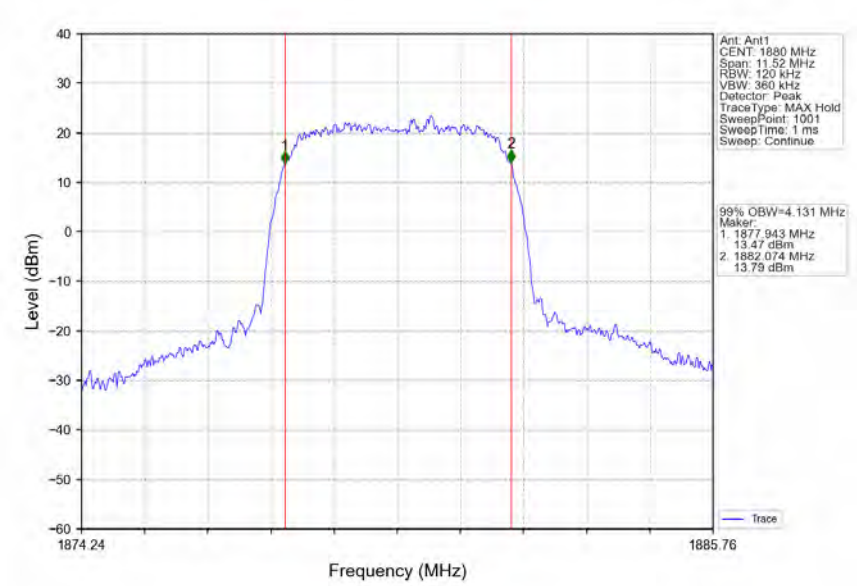

Band2_RMC_HCH_1907.6MHz_12.2kbps RMC_NTNV

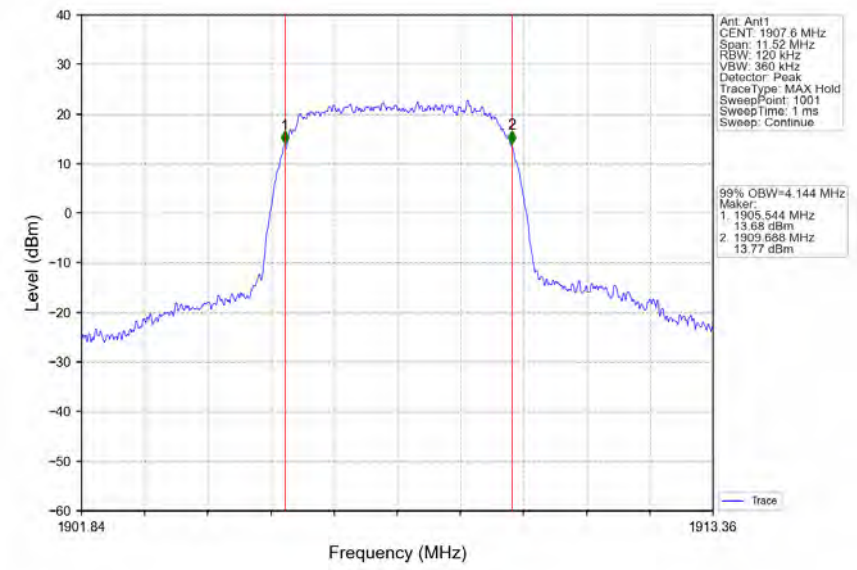

Band2_HSDPA_LCH_1852.4MHz_Subtest 1_NTNV

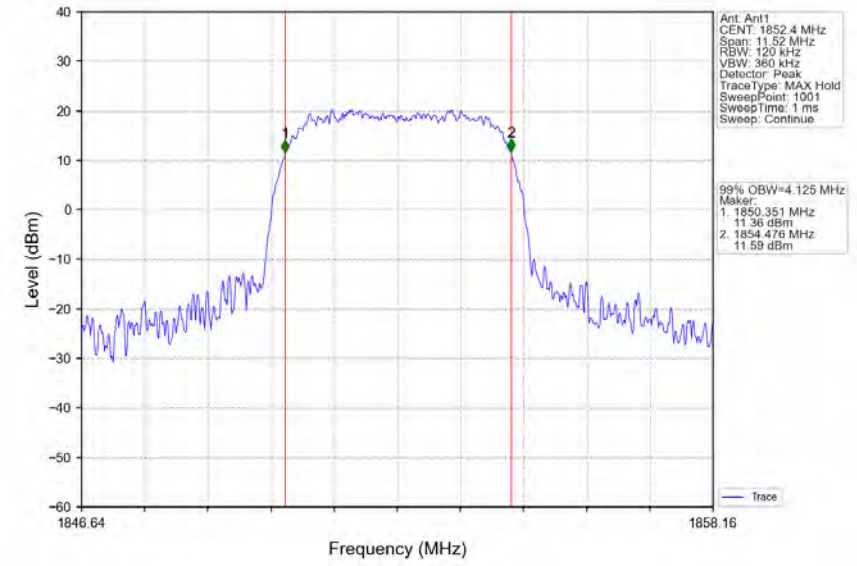

Band2_HSDPA_MCH_1880MHz_Subtest 1_NTNV

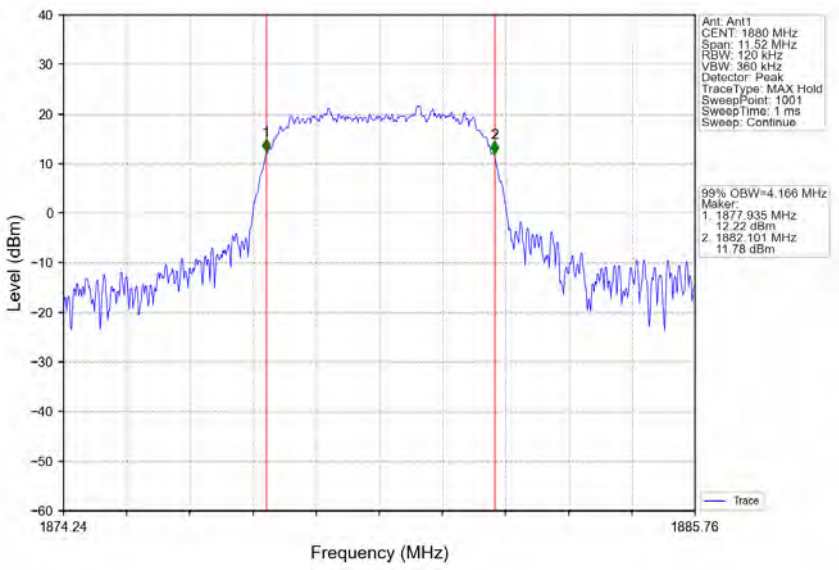

Band2_HSDPA_HCH_1907.6MHz_Subtest 1_NTNV

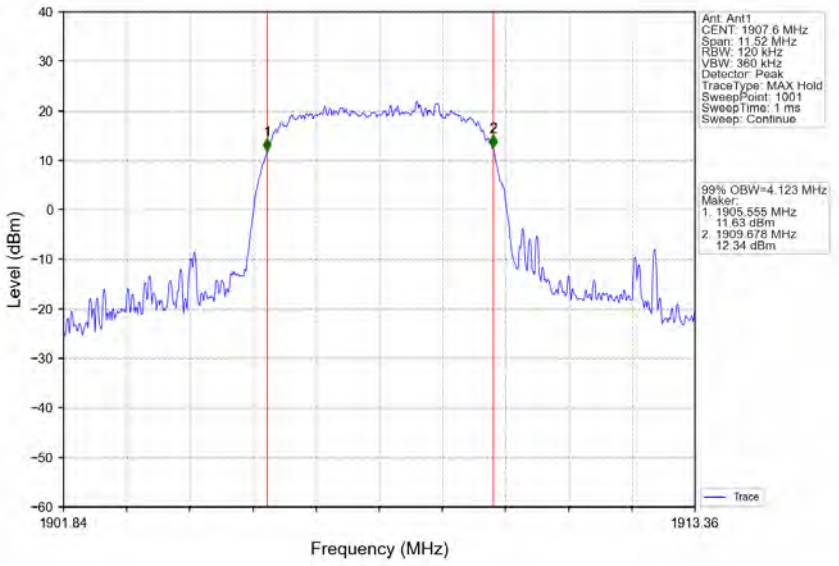

Band2_HSUPA_LCH_1852.4MHz_Subtest 1_NTNV

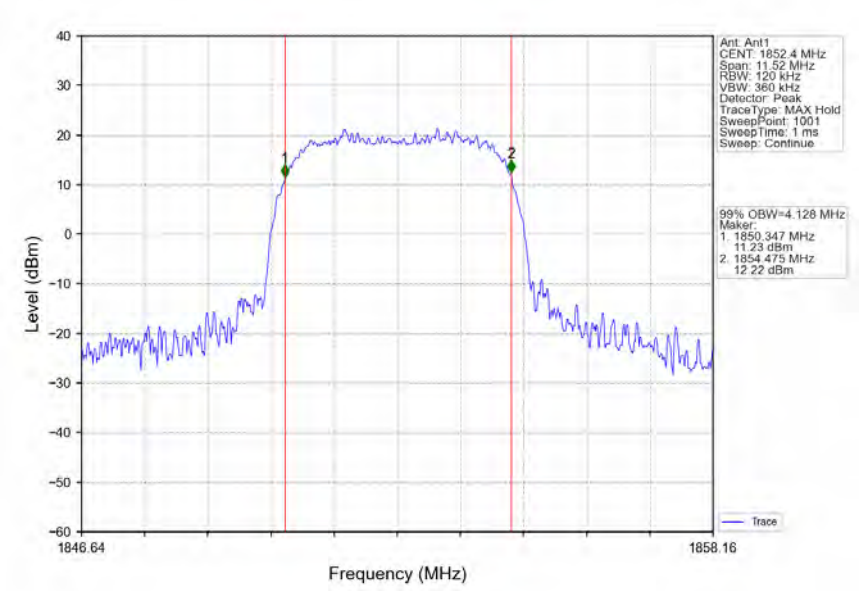

Band2_HSUPA_MCH_1880MHz_Subtest 1_NTNV

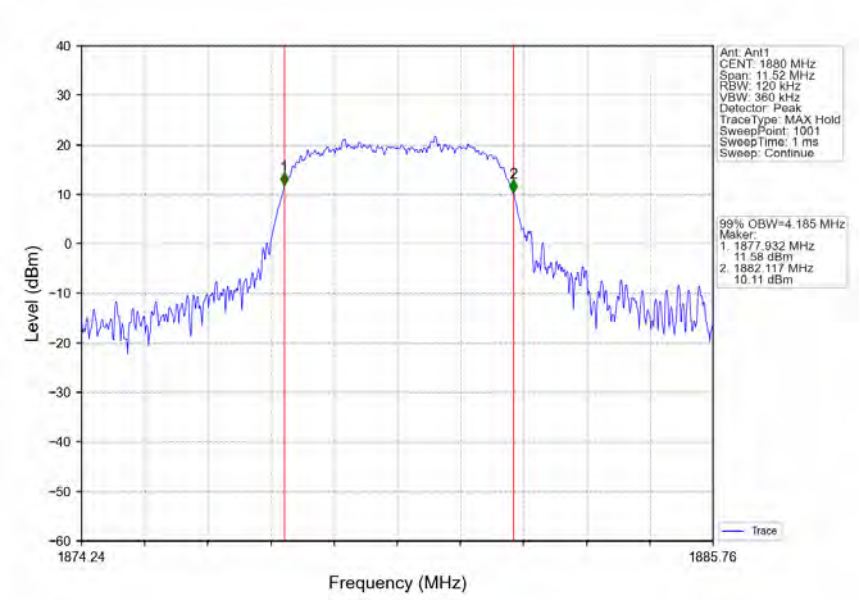

Band2_HSUPA_HCH_1907.6MHz_Subtest 1_NTNV

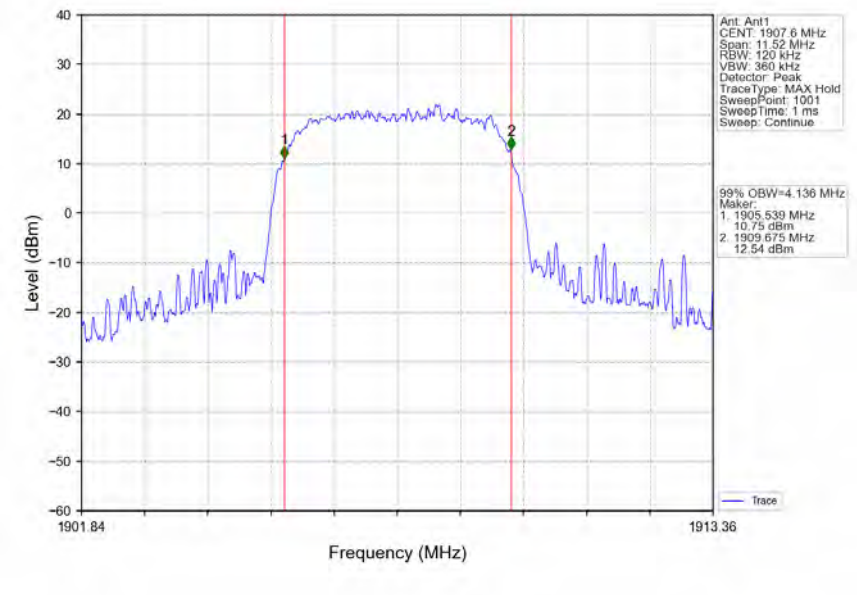

3.2 Band2_XDB

3.2.1 Test Result

Band: 2						
ENV	Mode		Frequency (MHz)	26dB Bandwidth (MHz)		Verdict
	Network	Subset		Result	Limit	
NTNV	RMC	12.2kbps RMC	1852.4	4.731	/	Pass
			1880	4.732	/	Pass
			1907.6	4.765	/	Pass
	HSDPA	Subtest 1	1852.4	4.760	/	Pass
			1880	5.779	/	Pass
			1907.6	4.975	/	Pass
	HSUPA	Subtest 1	1852.4	4.728	/	Pass
			1880	5.445	/	Pass
			1907.6	4.715	/	Pass

3.2.2 Test Graph

Band2_RMC_LCH_1852.4MHz_12.2kbps RMC_NTNV

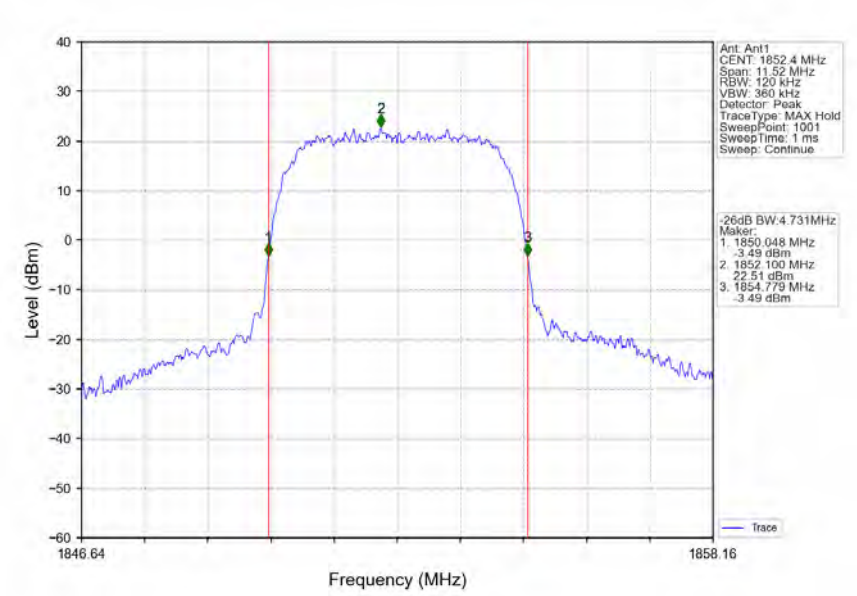

Band2_RMC_MCH_1880MHz_12.2kbps RMC_NTNV

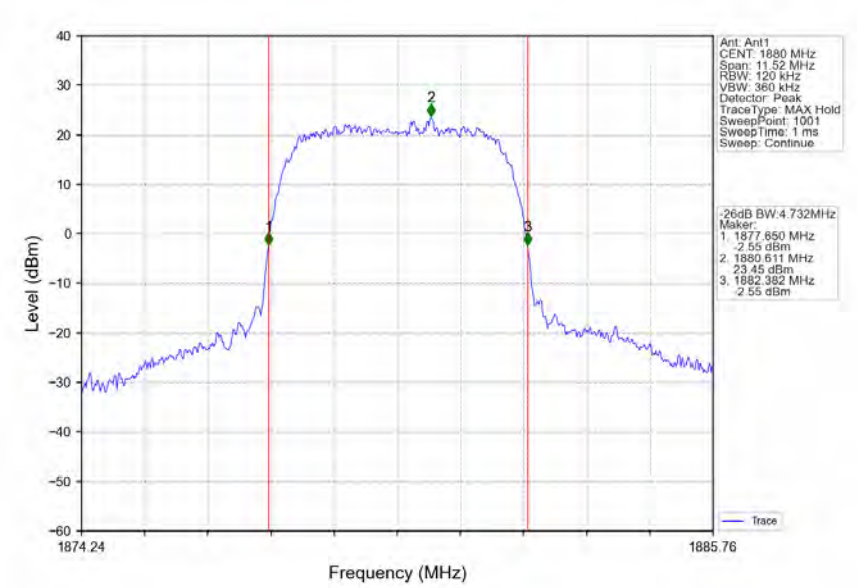

Band2_RMC_HCH_1907.6MHz_12.2kbps RMC_NTNV

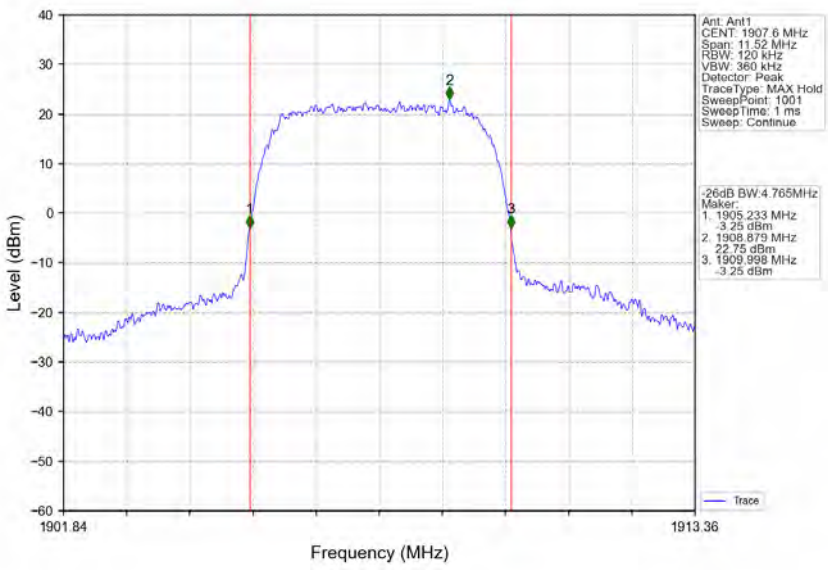

Band2_HSDPA_LCH_1852.4MHz_Subtest 1_NTNV

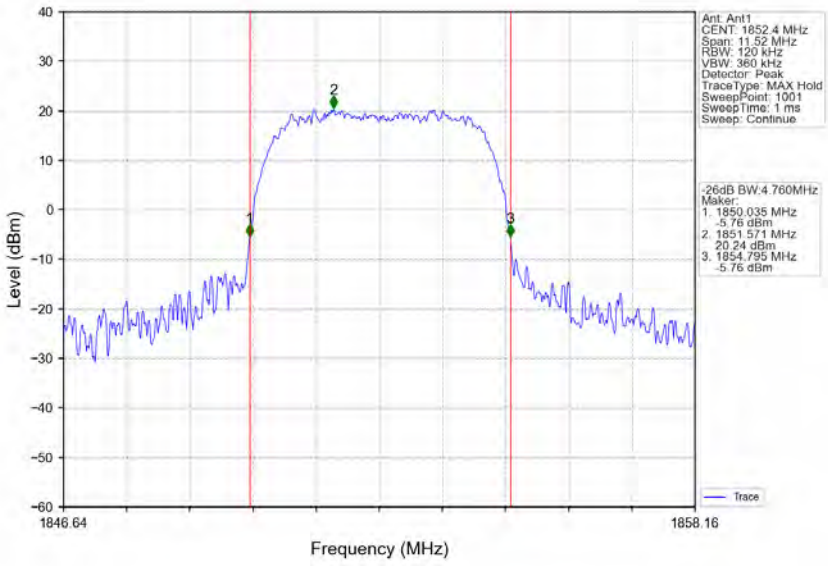

Band2_HSDPA_MCH_1880MHz_Subtest 1_NTNV

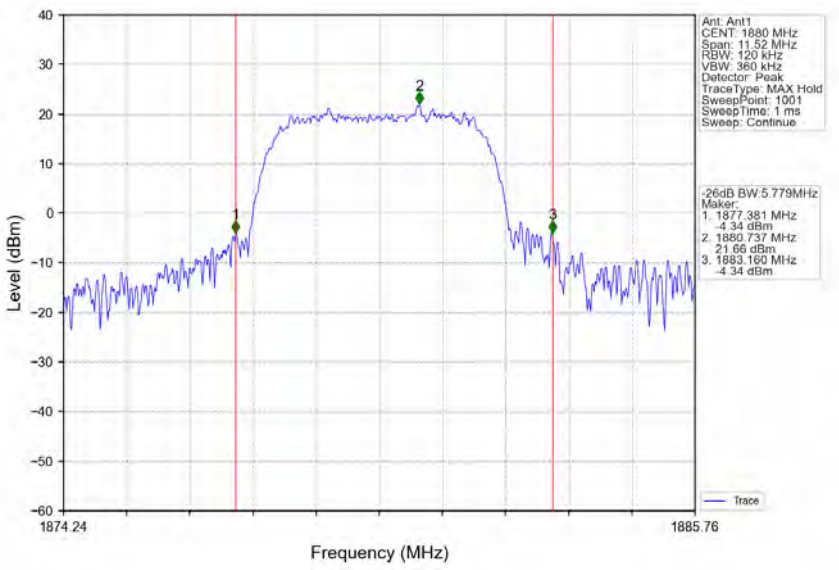

Band2_HSDPA_HCH_1907.6MHz_Subtest 1_NTNV

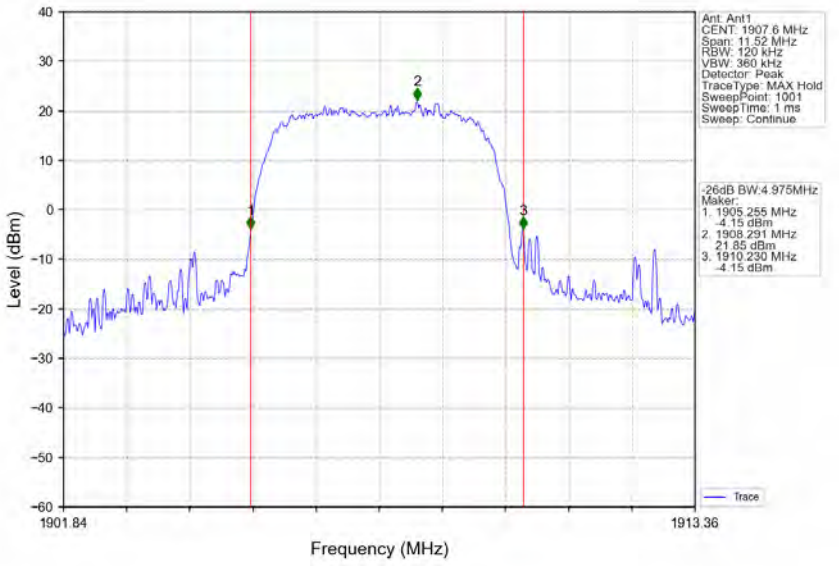

Band2_HSUPA_LCH_1852.4MHz_Subtest 1_NTNV

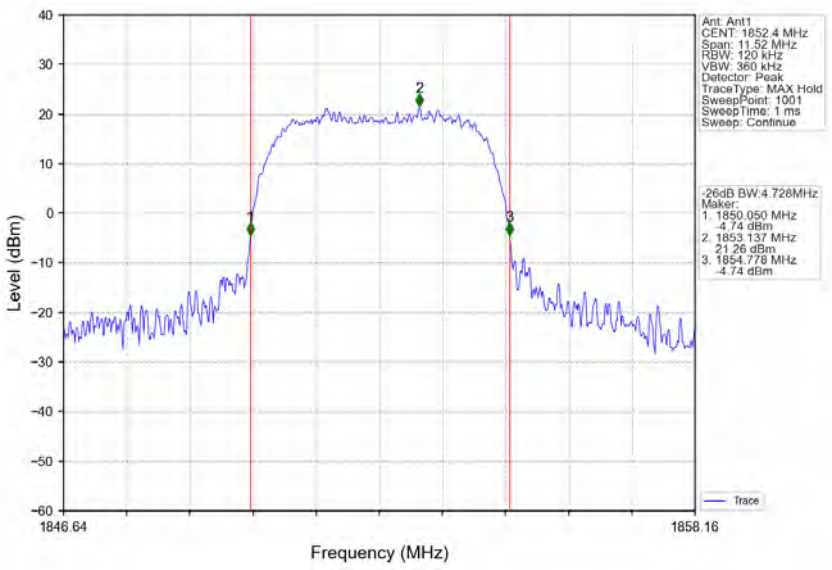

Band2_HSUPA_MCH_1880MHz_Subtest 1_NTNV

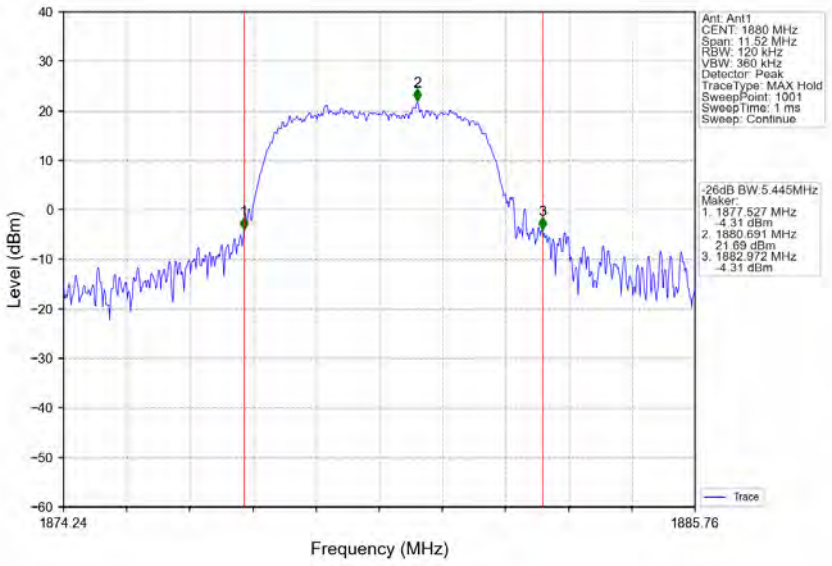

Band2_HSUPA_HCH_1907.6MHz_Subtest 1_NTNV

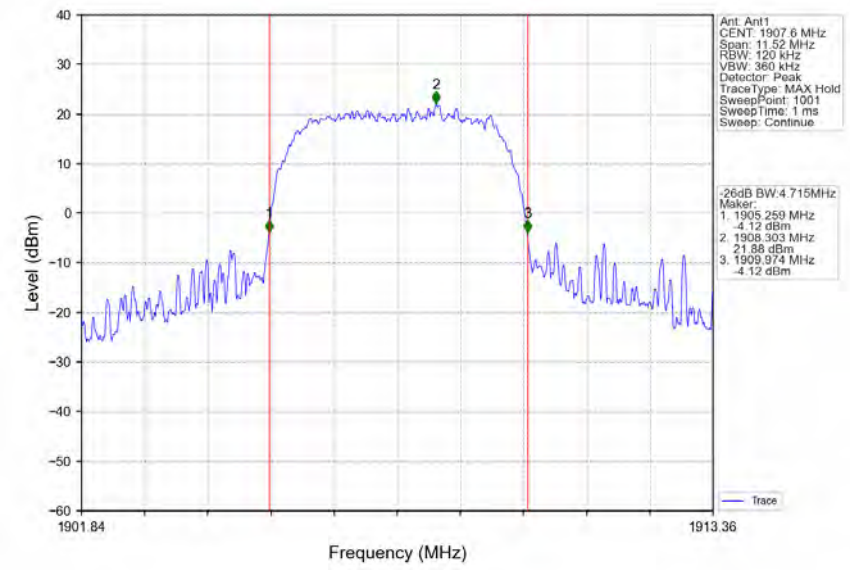

4. Peak-Average Ratio

4.1 Band2

4.1.1 Test Result

Band: 2						
ENV	Mode		Frequency (MHz)	Peak-Average Ratio (dB)		Verdict
	Network	Subset		Result	Limit	
NTNV	RMC	12.2kbps RMC	1852.4	2.99	<=13	Pass
			1880	2.96	<=13	Pass
			1907.6	2.91	<=13	Pass
	HSDPA	Subtest 1	1852.4	5.78	<=13	Pass
			1880	5.71	<=13	Pass
			1907.6	5.70	<=13	Pass
	HSUPA	Subtest 1	1852.4	5.76	<=13	Pass
			1880	5.75	<=13	Pass
			1907.6	5.69	<=13	Pass

4.1.2 Test Graph

Band2_RMC_LCH_1852.4MHz_12.2kbps RMC_NTNV

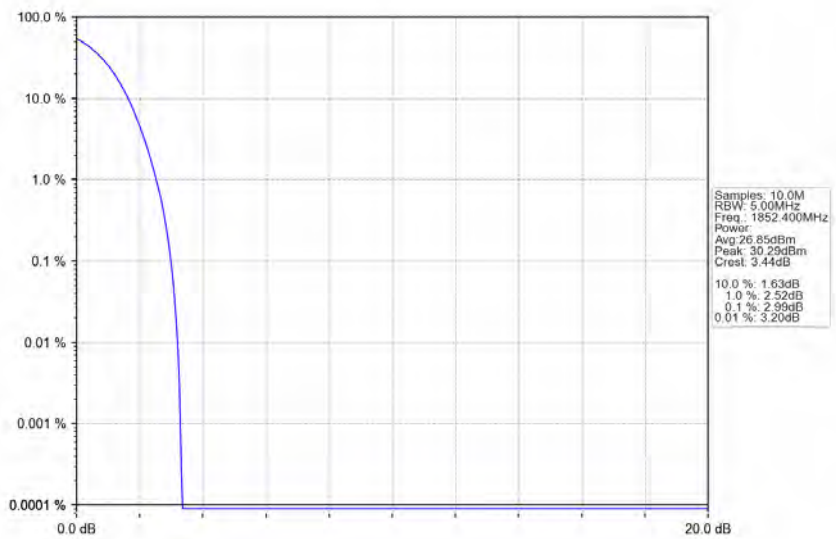

Band2_RMC_MCH_1880MHz_12.2kbps RMC_NTNV

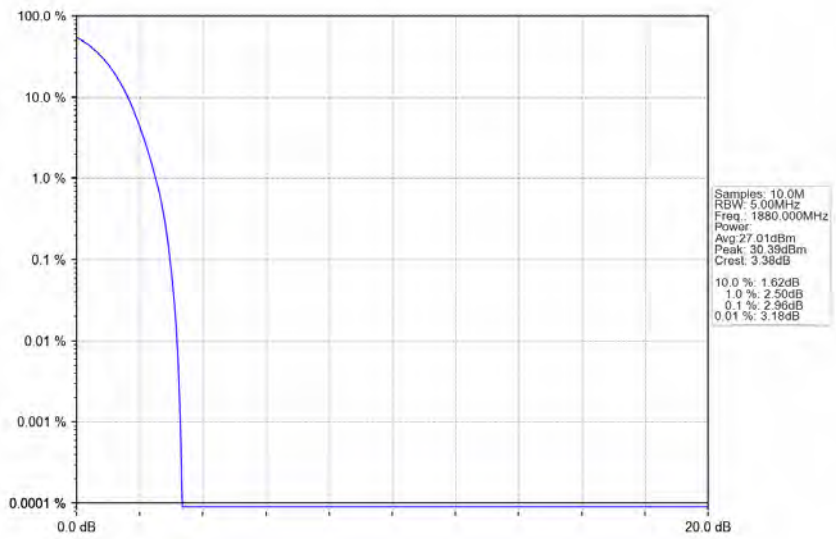

Band2_RMC_HCH_1907.6MHz_12.2kbps RMC_NTNV

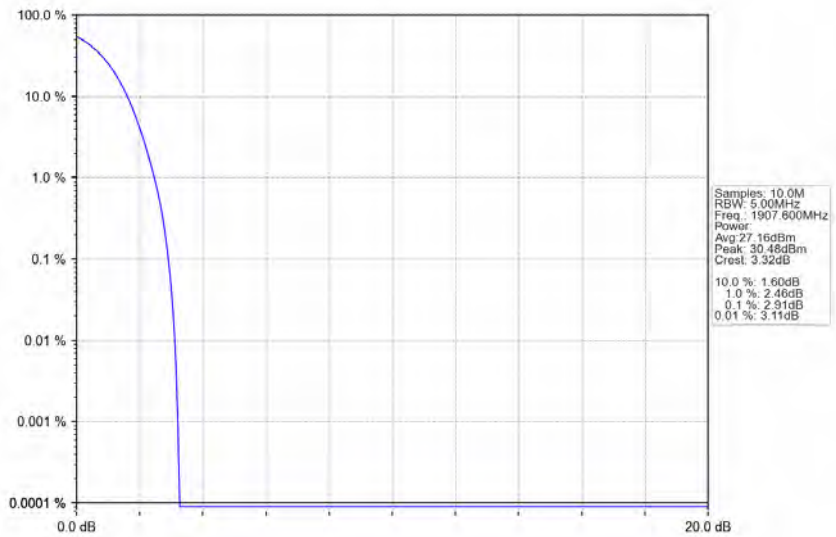

Band2_HSDPA_LCH_1852.4MHz_Subtest 1_NTNV

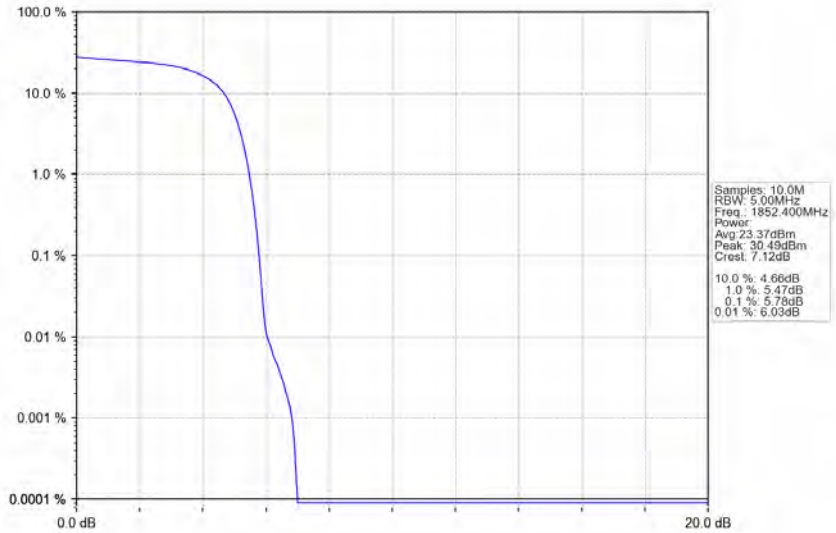

Band2_HSDPA_MCH_1880MHz_Subtest 1_NTNV

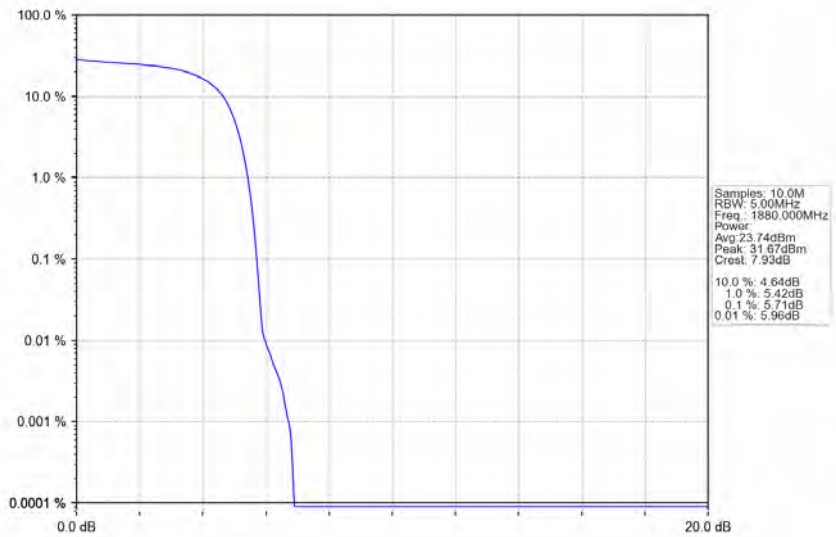

Band2_HSDPA_HCH_1907.6MHz_Subtest 1_NTNV

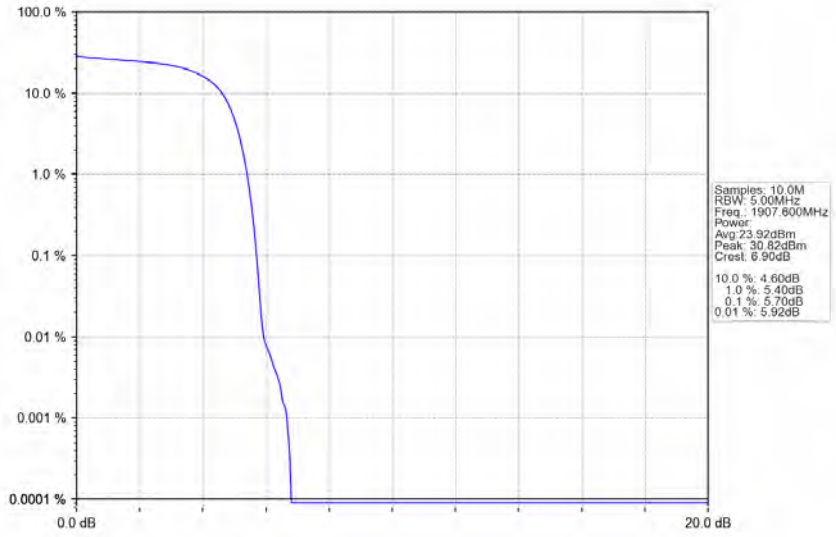

Band2_HSUPA_LCH_1852.4MHz_Subtest 1_NTNV

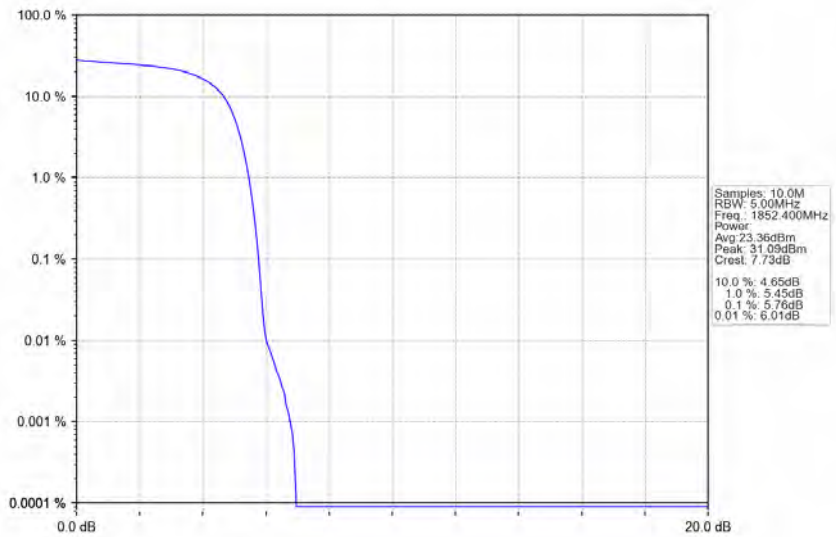

Band2_HSUPA_MCH_1880MHz_Subtest 1_NTNV

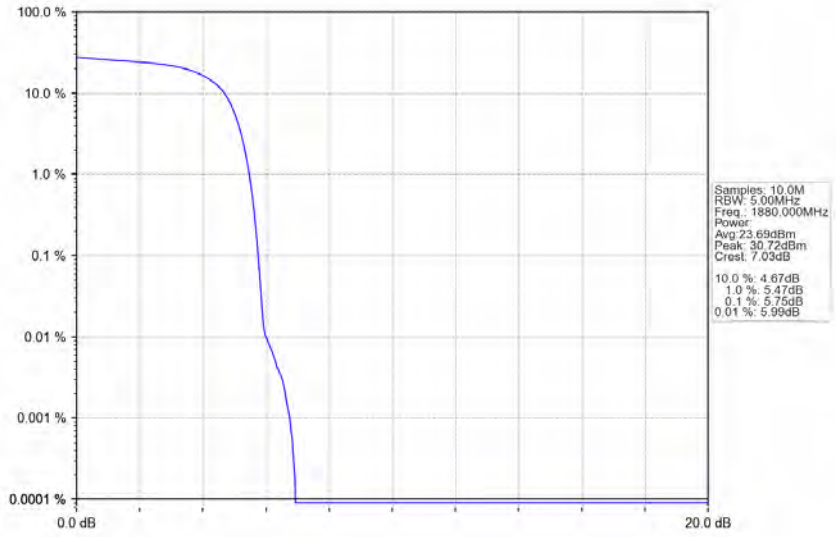

Band2_HSUPA_HCH_1907.6MHz_Subtest 1_NTNV

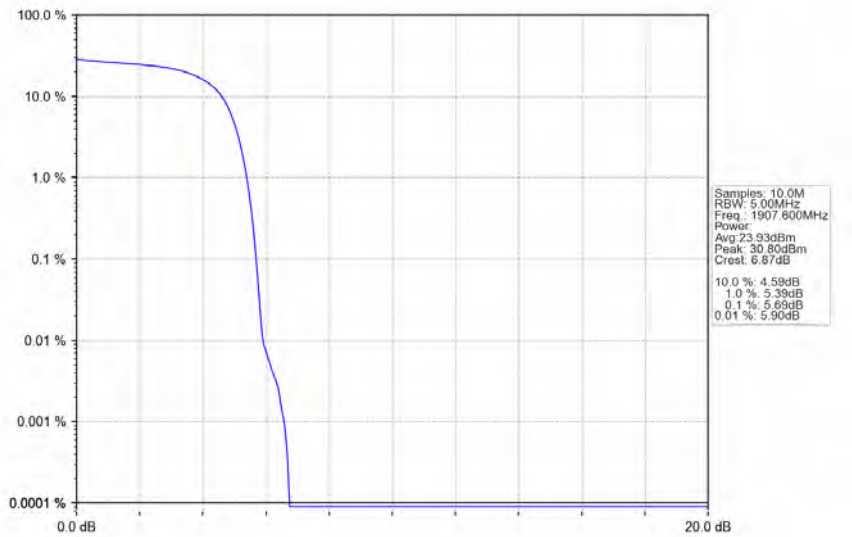

5. Spurious Emission

5.1 Band2

5.1.1 Test Result

Band: 2						
ENV	Mode		Frequency (MHz)	Spurious Emission		Verdict
	Network	Subset		Result	Limit	
NTNV	RMC	12.2kbps RMC	1852.4	Refer To Test Graph		Pass
			1880	Refer To Test Graph		Pass
			1907.6	Refer To Test Graph		Pass
	HSDPA	Subtest 1	1852.4	Refer To Test Graph		Pass
			1880	Refer To Test Graph		Pass
			1907.6	Refer To Test Graph		Pass
	HSUPA	Subtest 1	1852.4	Refer To Test Graph		Pass
			1880	Refer To Test Graph		Pass
			1907.6	Refer To Test Graph		Pass

5.1.2 Test Graph

Band2_RMC_LCH_1852.4MHz_12.2kbps RMC_NTNV

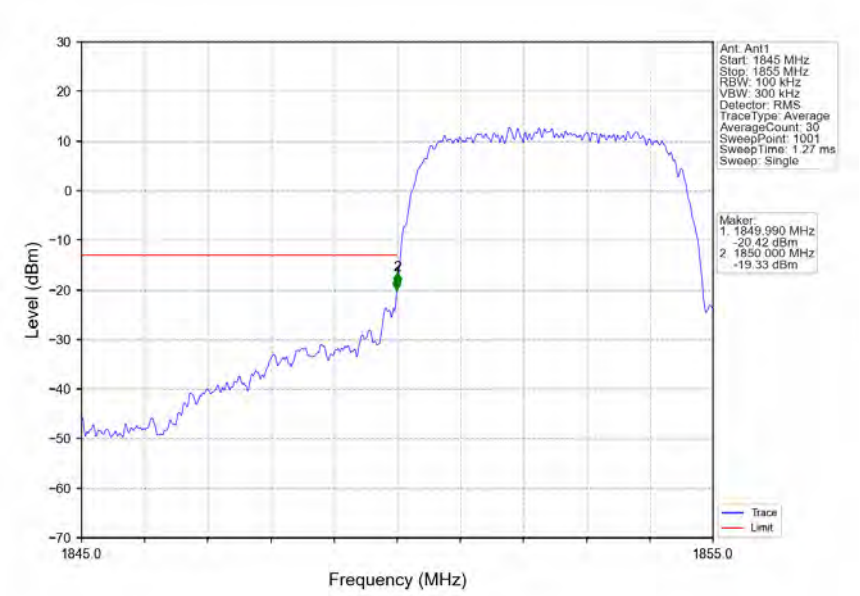

Band2_RMC_LCH_1852.4MHz_12.2kbps RMC_NTNV

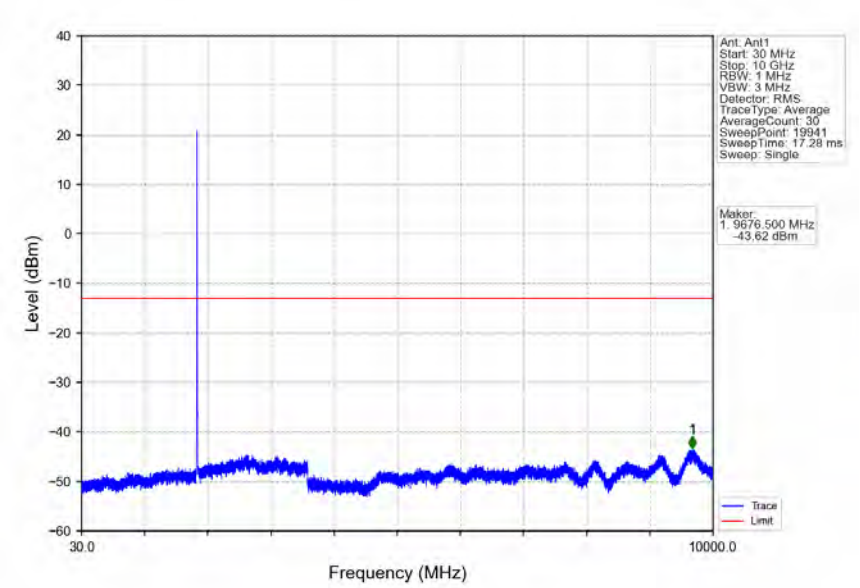

Band2_RMC_LCH_1852.4MHz_12.2kbps RMC_NTNV

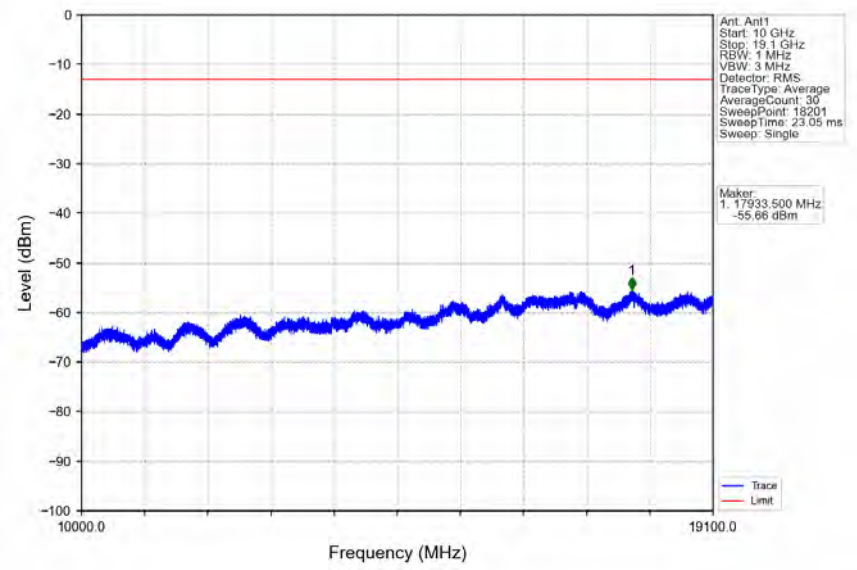

Band2_RMC_MCH_1880MHz_12.2kbps RMC_NTNV

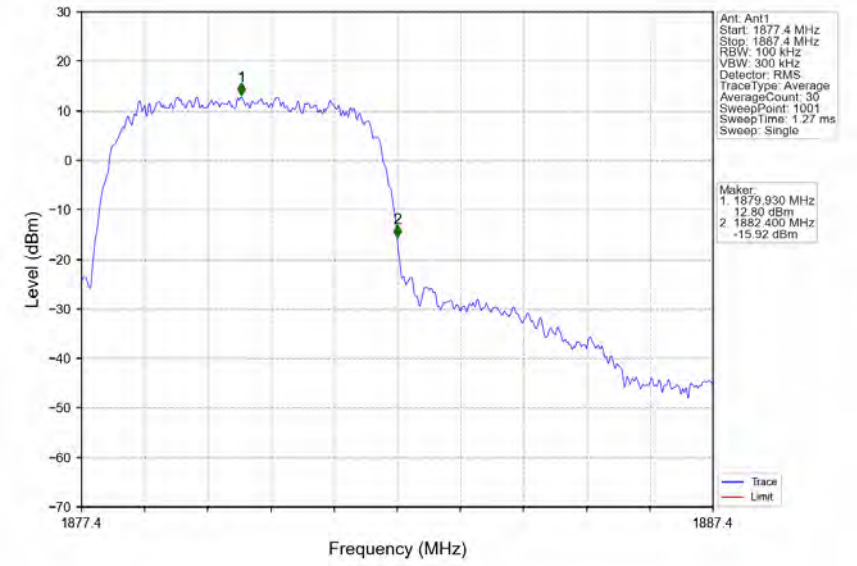

Band2_RMC_MCH_1880MHz_12.2kbps RMC_NTNV

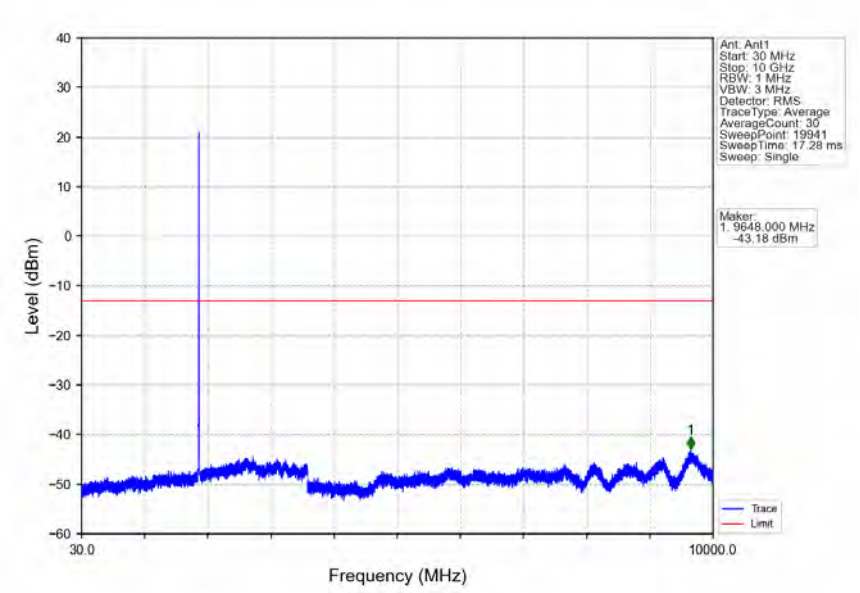

Band2_RMC_MCH_1880MHz_12.2kbps RMC_NTNV

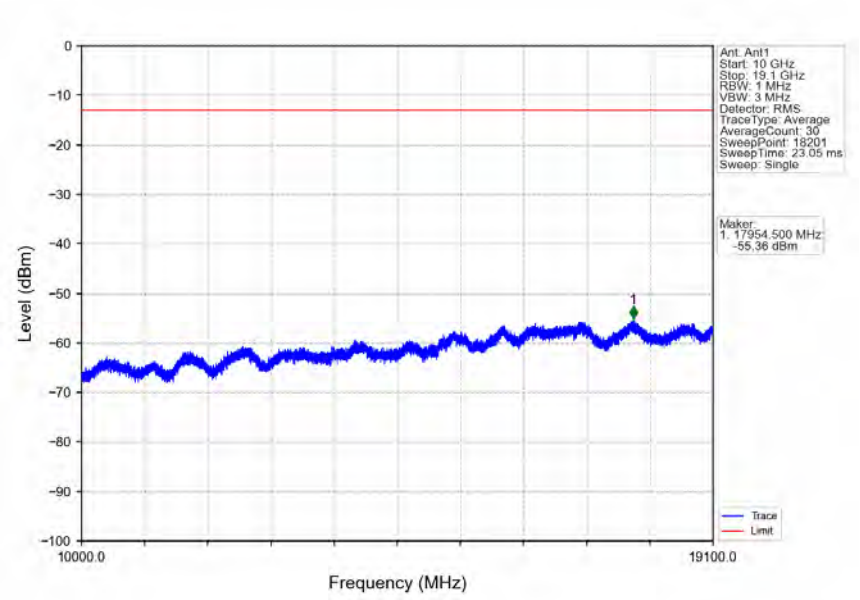

Band2_RMC_HCH_1907.6MHz_12.2kbps RMC_NTNV

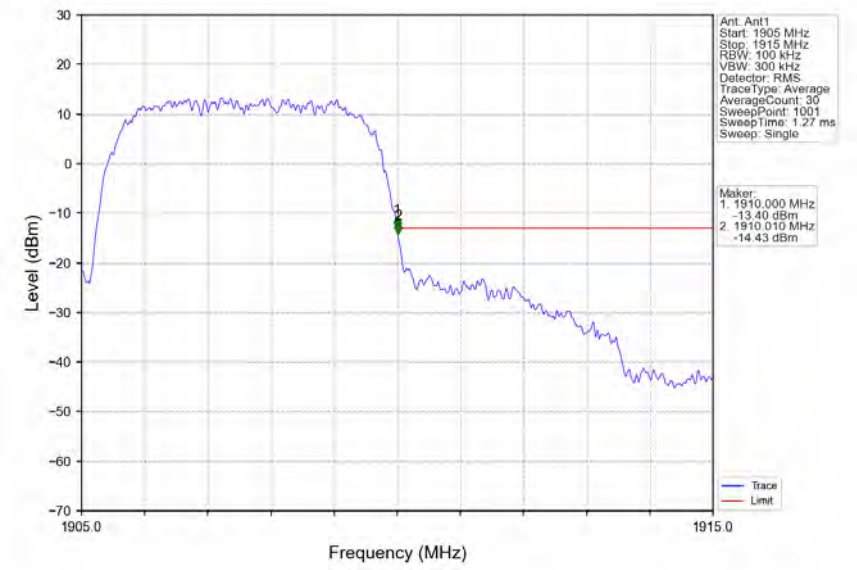

Band2_RMC_HCH_1907.6MHz_12.2kbps RMC_NTNV

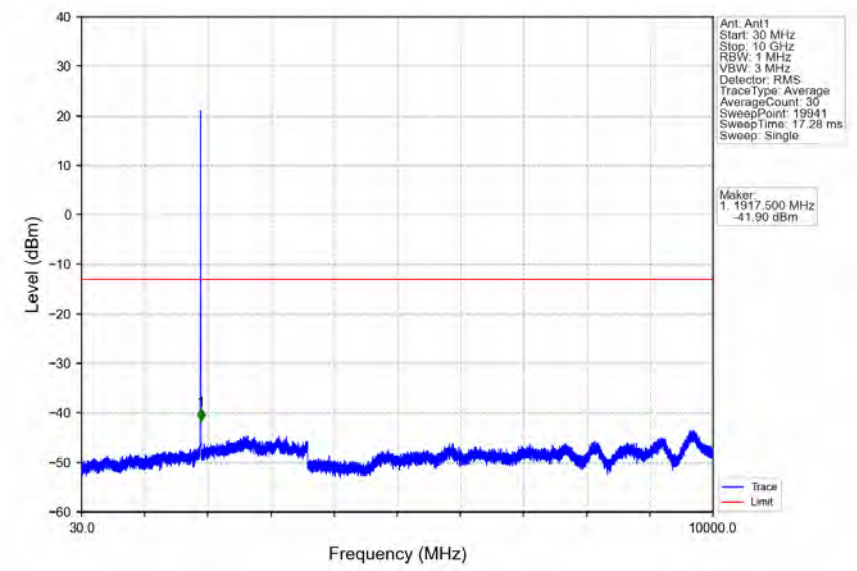

Band2_RMC_HCH_1907.6MHz_12.2kbps RMC_NTNV

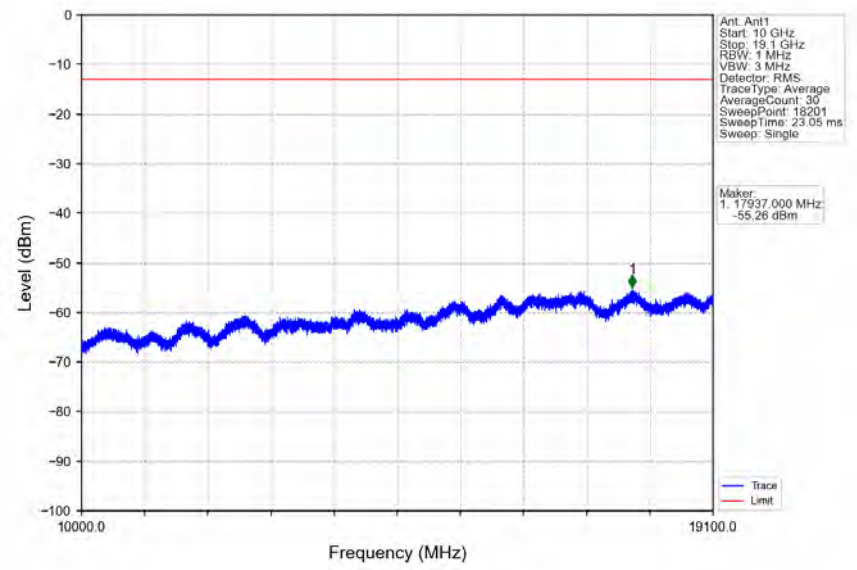

Band2_HSDPA_LCH_1852.4MHz_Subtest 1_NTNV

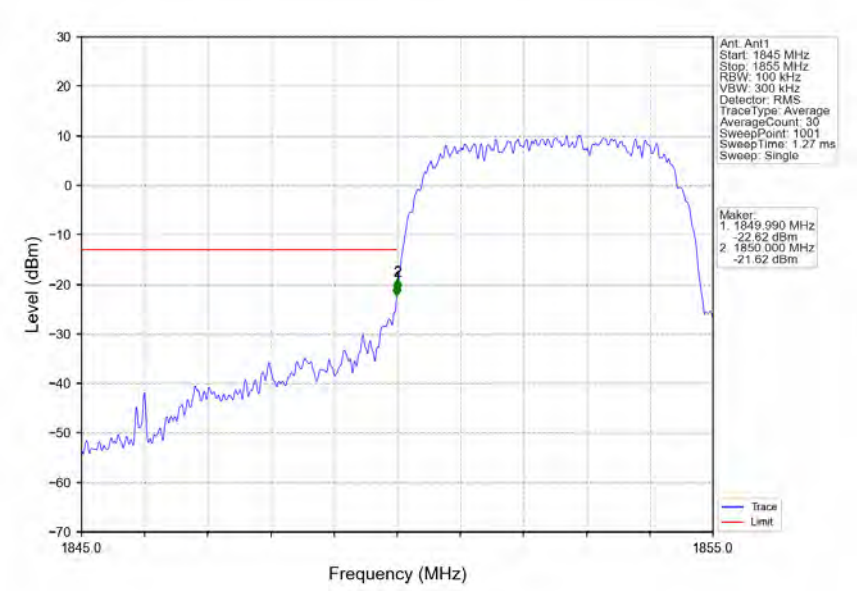

Band2_HSDPA_LCH_1852.4MHz_Subtest 1_NTNV

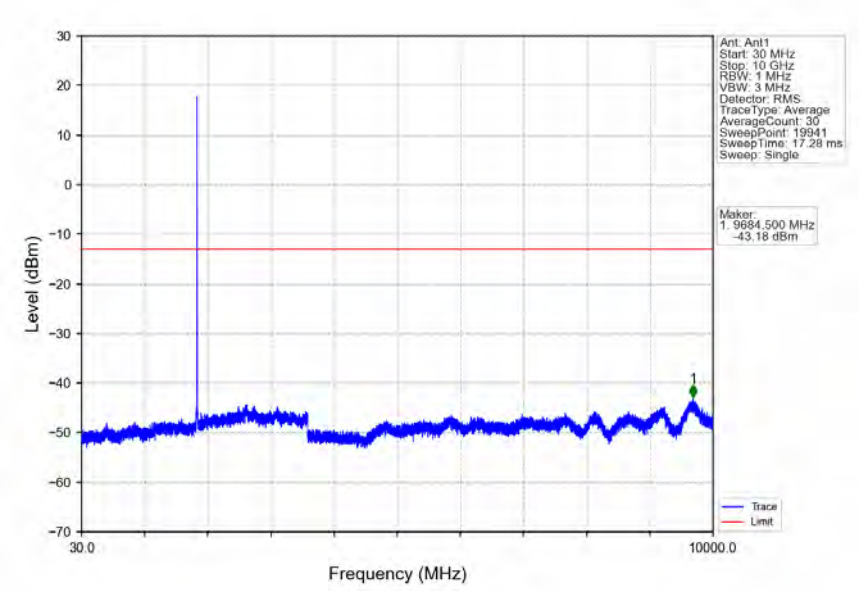

Band2_HSDPA_LCH_1852.4MHz_Subtest 1_NTNV

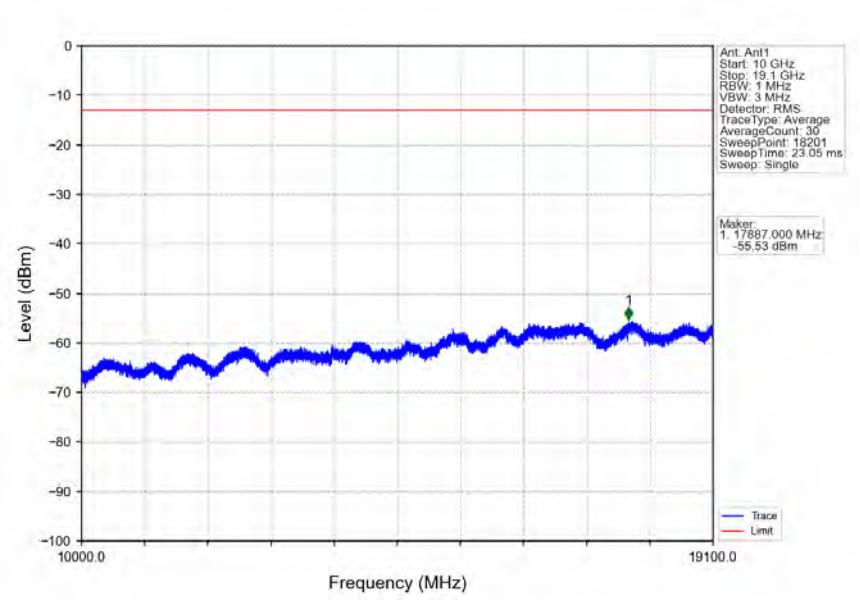

Band2_HSDPA_MCH_1880MHz_Subtest 1_NTNV

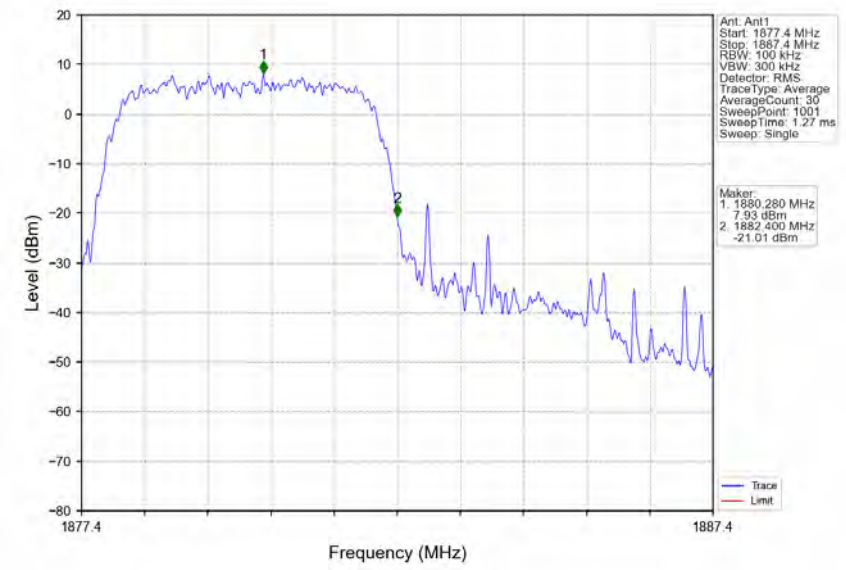

Band2_HSDPA_MCH_1880MHz_Subtest 1_NTNV

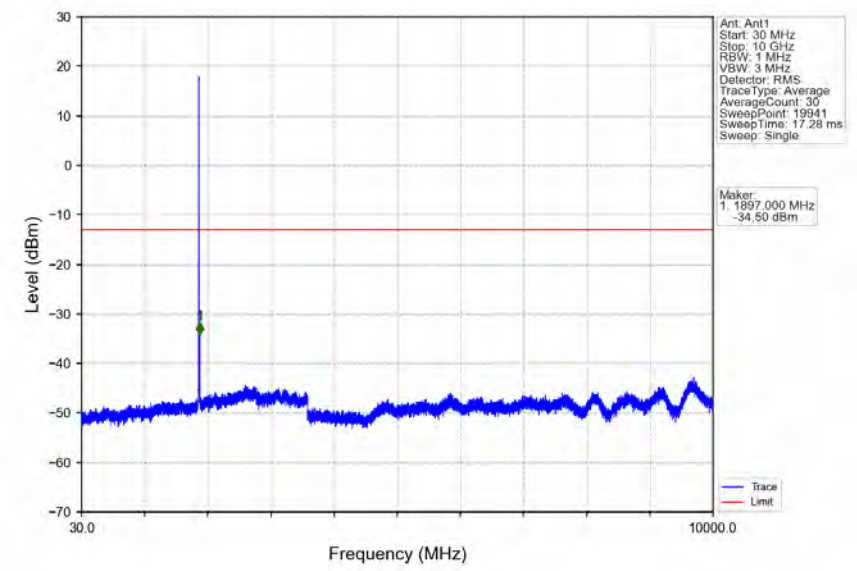

Band2_HSDPA_MCH_1880MHz_Subtest 1_NTNV

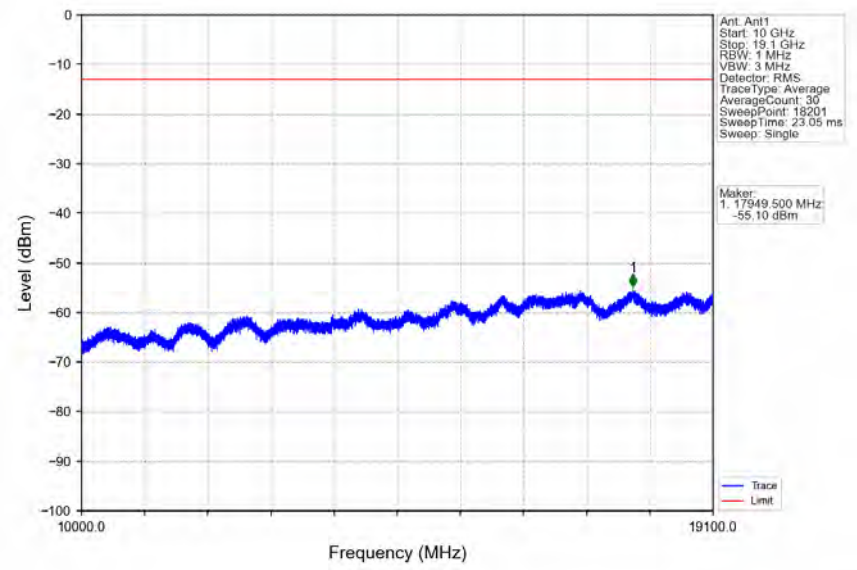

Band2_HSDPA_HCH_1907.6MHz_Subtest 1_NTNV

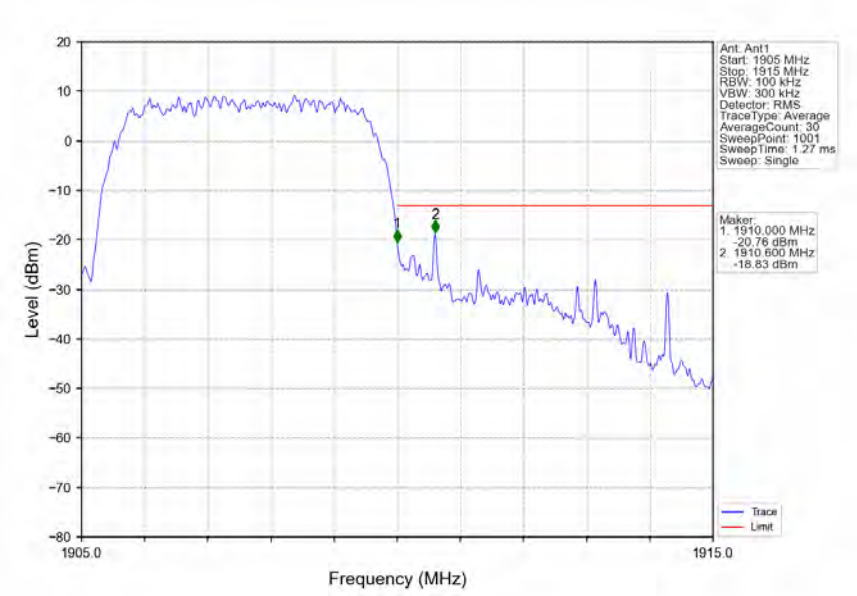

Band2_HSDPA_HCH_1907.6MHz_Subtest 1_NTNV

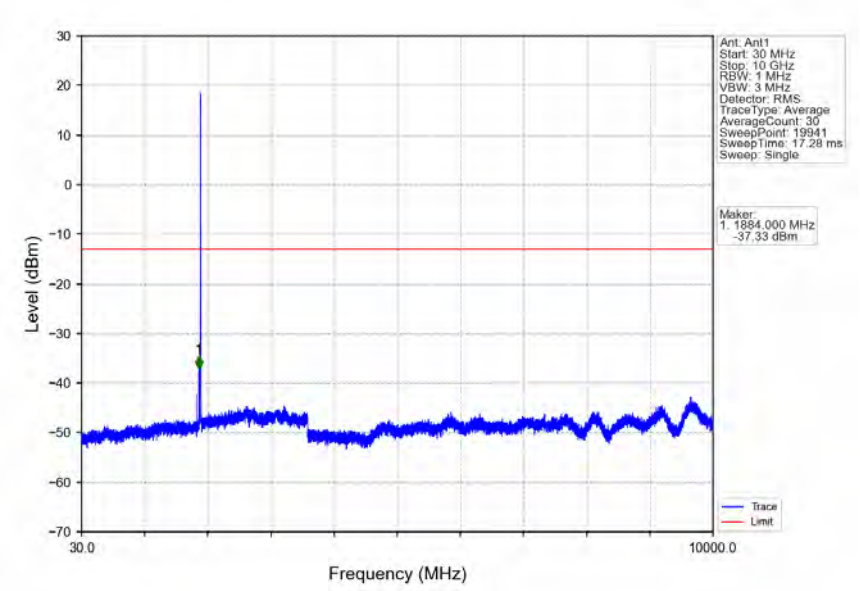

Band2_HSDPA_HCH_1907.6MHz_Subtest 1_NTNV

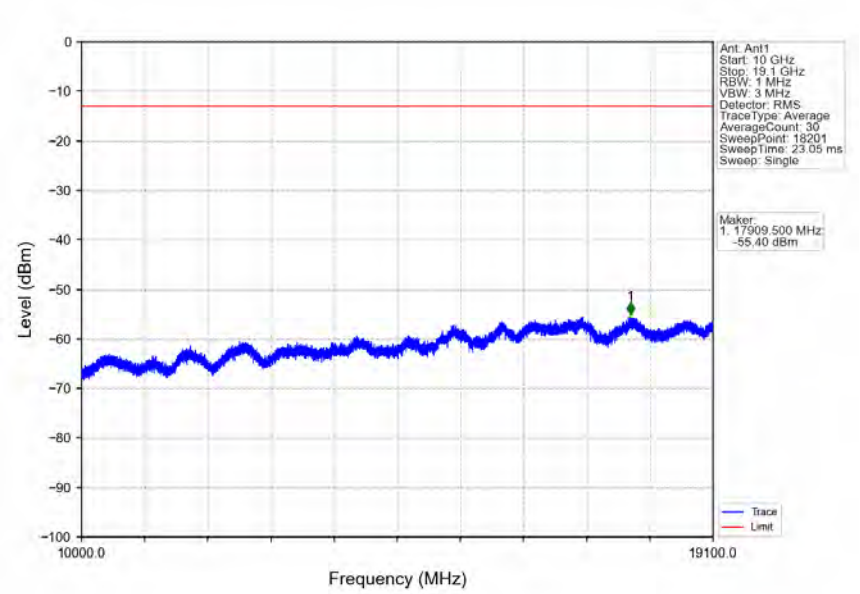

Band2_HSUPA_LCH_1852.4MHz_Subtest 1_NTNV

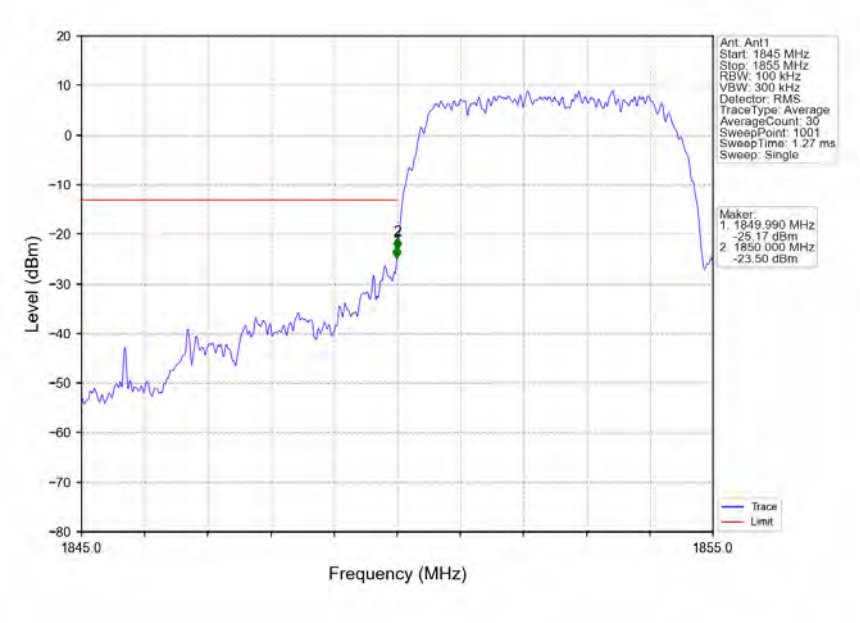

Band2_HSUPA_LCH_1852.4MHz_Subtest 1_NTNV

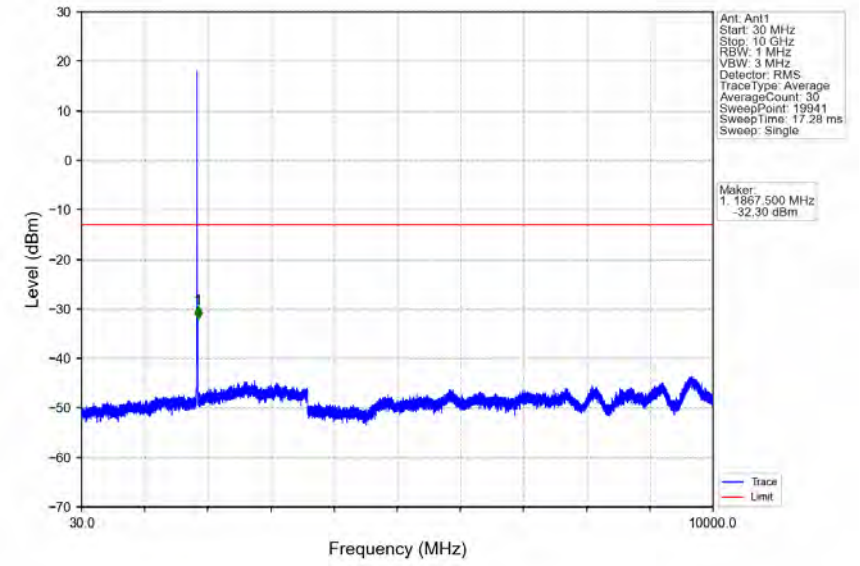

Band2_HSUPA_LCH_1852.4MHz_Subtest 1_NTNV

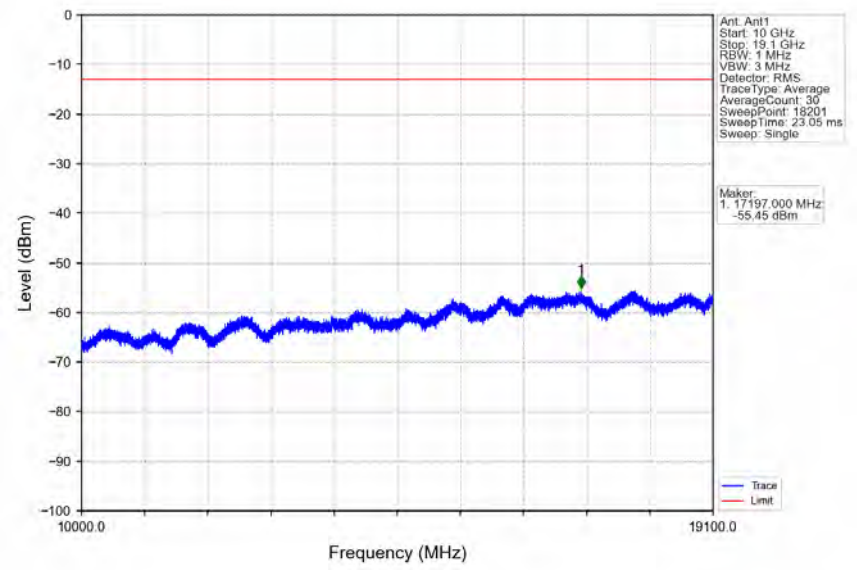

Band2_HSUPA_MCH_1880MHz_Subtest 1_NTNV

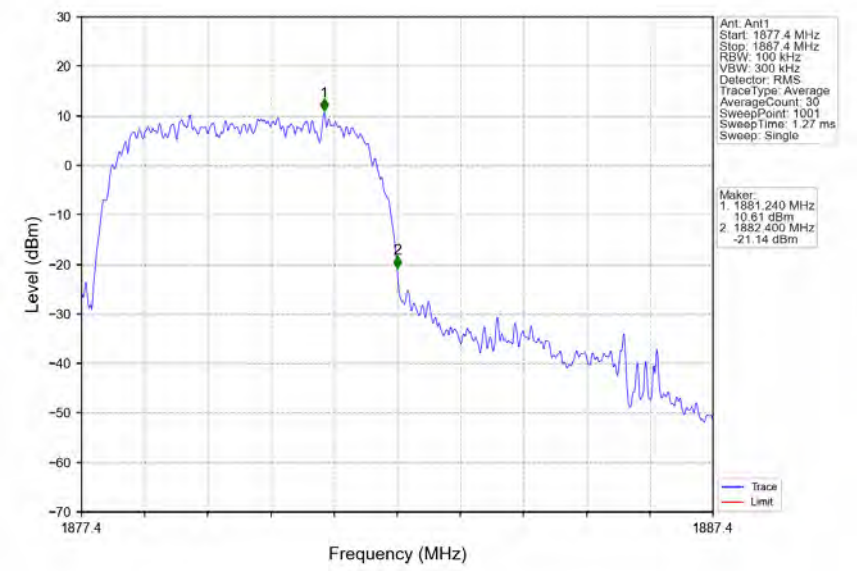

Band2_HSUPA_MCH_1880MHz_Subtest 1_NTNV

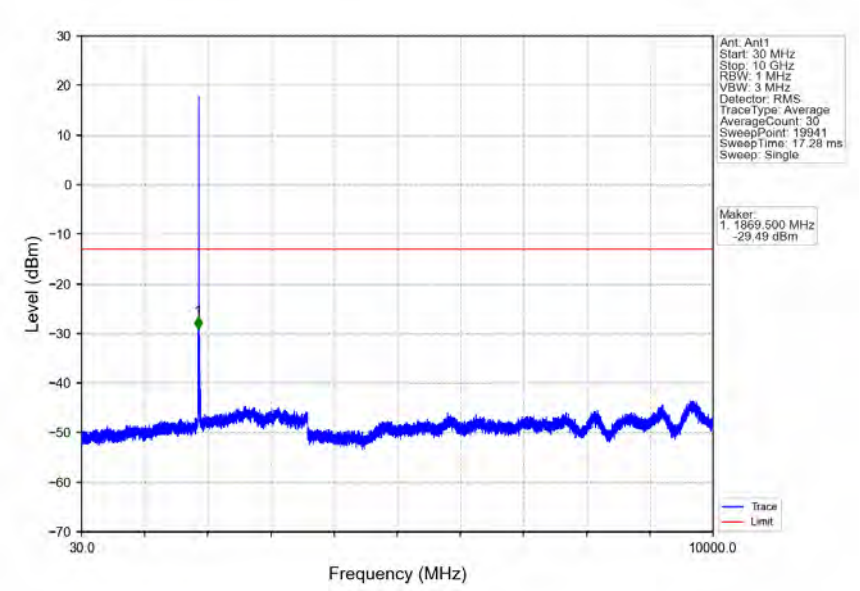

Band2_HSUPA_MCH_1880MHz_Subtest 1_NTNV

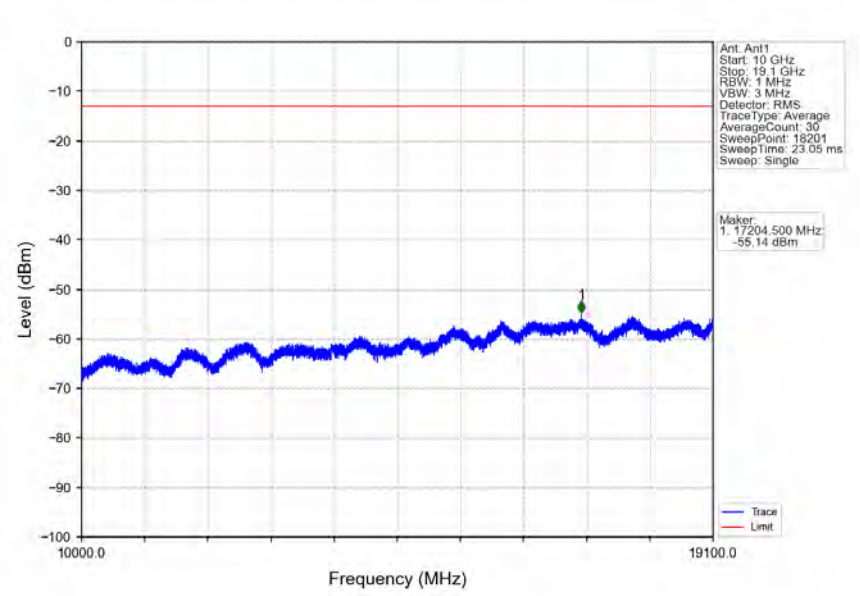

Band2_HSUPA_HCH_1907.6MHz_Subtest 1_NTNV

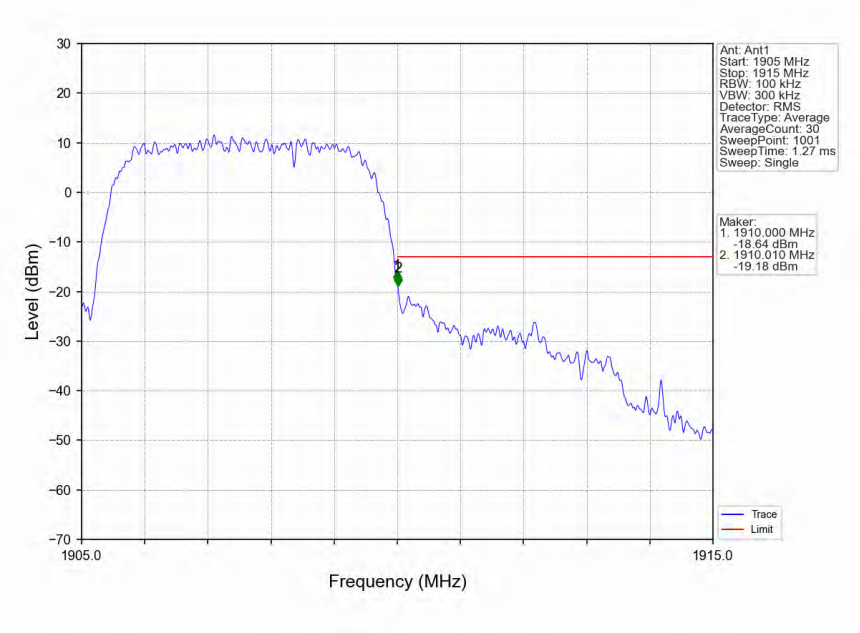

Band2_HSUPA_HCH_1907.6MHz_Subtest 1_NTNV

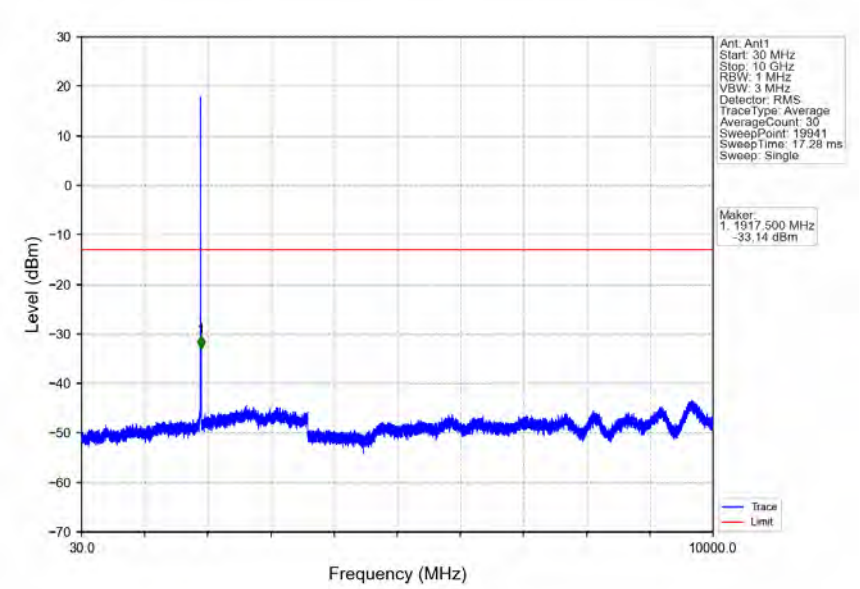

Band2_HSUPA_HCH_1907.6MHz_Subtest 1_NTNV

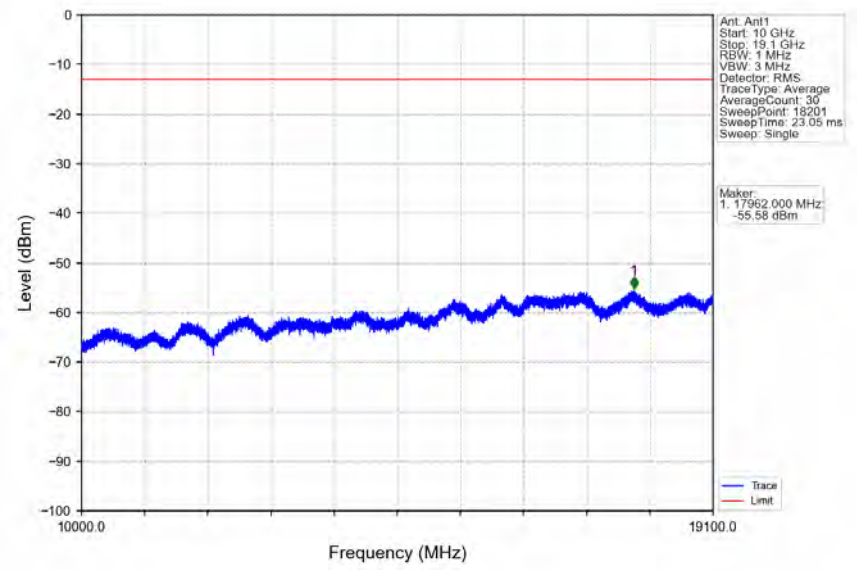

1. Effective (Isotropic) Radiated Power Output Data

1.1 Band4_EIRP

1.1.1 Test Result

Band: 4								
ENV	Mode		Frequency (MHz)	Conducted Power (dBm)	Gain (dBi)	EIRP (dBm)		Verdict
	Network	Subset				Result	Limit	
NTNV	RMC	12.2kbps RMC	1712.4	24.33	3.09	27.42	<=30	Pass
			1732.6	24.78	3.09	27.87	<=30	Pass
			1752.6	24.86	3.09	27.95	<=30	Pass
	HSDPA	Subtest 1	1712.4	22.88	3.09	25.97	<=30	Pass
		Subtest 2	1712.4	22.81	3.09	25.90	<=30	Pass
		Subtest 3	1712.4	22.90	3.09	25.99	<=30	Pass
		Subtest 4	1712.4	22.82	3.09	25.91	<=30	Pass
		Subtest 1	1732.6	22.94	3.09	26.03	<=30	Pass
		Subtest 2	1732.6	23.03	3.09	26.12	<=30	Pass
		Subtest 3	1732.6	22.95	3.09	26.04	<=30	Pass
		Subtest 4	1732.6	23.01	3.09	26.10	<=30	Pass
		Subtest 1	1752.6	23.11	3.09	26.20	<=30	Pass
		Subtest 2	1752.6	23.18	3.09	26.27	<=30	Pass
		Subtest 3	1752.6	23.22	3.09	26.31	<=30	Pass
		Subtest 4	1752.6	23.41	3.09	26.50	<=30	Pass
	HSUPA	Subtest 1	1712.4	21.29	3.09	24.38	<=30	Pass
		Subtest 2	1712.4	21.43	3.09	24.52	<=30	Pass
		Subtest 3	1712.4	21.21	3.09	24.30	<=30	Pass
		Subtest 4	1712.4	21.32	3.09	24.41	<=30	Pass
		Subtest 5	1712.4	20.86	3.09	23.95	<=30	Pass
		Subtest 1	1732.6	21.32	3.09	24.41	<=30	Pass
		Subtest 2	1732.6	21.62	3.09	24.71	<=30	Pass
		Subtest 3	1732.6	21.15	3.09	24.24	<=30	Pass
		Subtest 4	1732.6	21.66	3.09	24.75	<=30	Pass
		Subtest 5	1732.6	21.53	3.09	24.62	<=30	Pass
		Subtest 1	1752.6	21.65	3.09	24.74	<=30	Pass
		Subtest 2	1752.6	21.81	3.09	24.90	<=30	Pass
		Subtest 3	1752.6	21.67	3.09	24.76	<=30	Pass
		Subtest 4	1752.6	21.90	3.09	24.99	<=30	Pass
		Subtest 5	1752.6	21.72	3.09	24.81	<=30	Pass
Note1: EIRP=Conducted Power+Antenna Gain								

2. Frequency Stability

2.1 Band4

2.1.1 Test Result

Band: 4							
Network	Frequency (MHz)	Temp. (°C)	Voltage (VAC)	Freq. Error (Hz)	Freq. vs. Rated (ppm)		Verdict
					Result	Limit	
RMC	1712.4	20	102	5.433	0.0032	-2.5 to 2.5	Pass

			120	5.332	0.0031	-2.5 to 2.5	Pass
			138	5.844	0.0034	-2.5 to 2.5	Pass
		-30	120	5.614	0.0033	-2.5 to 2.5	Pass
		-20	120	5.322	0.0031	-2.5 to 2.5	Pass
		-10	120	4.932	0.0029	-2.5 to 2.5	Pass
		0	120	5.819	0.0034	-2.5 to 2.5	Pass
		10	120	5.481	0.0032	-2.5 to 2.5	Pass
		30	120	6.139	0.0036	-2.5 to 2.5	Pass
		40	120	5.807	0.0034	-2.5 to 2.5	Pass
		50	120	5.353	0.0031	-2.5 to 2.5	Pass
	1732.6	20	102	-0.101	-0.0001	-2.5 to 2.5	Pass
			120	0.222	0.0001	-2.5 to 2.5	Pass
			138	0.130	0.0001	-2.5 to 2.5	Pass
		-30	120	0.372	0.0002	-2.5 to 2.5	Pass
		-20	120	-0.021	0.0000	-2.5 to 2.5	Pass
		-10	120	0.959	0.0006	-2.5 to 2.5	Pass
		0	120	-0.587	-0.0003	-2.5 to 2.5	Pass
		10	120	0.188	0.0001	-2.5 to 2.5	Pass
		30	120	0.091	0.0001	-2.5 to 2.5	Pass
		40	120	-0.126	-0.0001	-2.5 to 2.5	Pass
		50	120	-0.073	0.0000	-2.5 to 2.5	Pass
	1752.6	20	102	-4.757	-0.0027	-2.5 to 2.5	Pass
			120	-4.908	-0.0028	-2.5 to 2.5	Pass
			138	-4.473	-0.0026	-2.5 to 2.5	Pass
		-30	120	-4.278	-0.0024	-2.5 to 2.5	Pass
		-20	120	-4.383	-0.0025	-2.5 to 2.5	Pass
		-10	120	-4.378	-0.0025	-2.5 to 2.5	Pass
		0	120	-5.567	-0.0032	-2.5 to 2.5	Pass
		10	120	-4.714	-0.0027	-2.5 to 2.5	Pass
		30	120	-4.853	-0.0028	-2.5 to 2.5	Pass
		40	120	-4.764	-0.0027	-2.5 to 2.5	Pass
		50	120	-4.829	-0.0028	-2.5 to 2.5	Pass
HSDPA	1712.4	20	102	7.147	0.0042	-2.5 to 2.5	Pass
			120	8.079	0.0047	-2.5 to 2.5	Pass
			138	7.539	0.0044	-2.5 to 2.5	Pass
		-30	120	8.184	0.0048	-2.5 to 2.5	Pass
		-20	120	7.990	0.0047	-2.5 to 2.5	Pass
		-10	120	7.613	0.0044	-2.5 to 2.5	Pass
		0	120	7.205	0.0042	-2.5 to 2.5	Pass
		10	120	7.929	0.0046	-2.5 to 2.5	Pass
		30	120	7.670	0.0045	-2.5 to 2.5	Pass
		40	120	7.929	0.0046	-2.5 to 2.5	Pass
		50	120	7.344	0.0043	-2.5 to 2.5	Pass
	1732.6	20	102	0.968	0.0006	-2.5 to 2.5	Pass
			120	0.762	0.0004	-2.5 to 2.5	Pass
			138	0.942	0.0005	-2.5 to 2.5	Pass
		-30	120	0.771	0.0004	-2.5 to 2.5	Pass
		-20	120	1.019	0.0006	-2.5 to 2.5	Pass
		-10	120	0.923	0.0005	-2.5 to 2.5	Pass
		0	120	0.474	0.0003	-2.5 to 2.5	Pass
		10	120	0.920	0.0005	-2.5 to 2.5	Pass
		30	120	0.787	0.0005	-2.5 to 2.5	Pass

		40	120	0.593	0.0003	-2.5 to 2.5	Pass
		50	120	0.777	0.0004	-2.5 to 2.5	Pass
	1752.6	20	102	-3.215	-0.0018	-2.5 to 2.5	Pass
			120	-2.975	-0.0017	-2.5 to 2.5	Pass
			138	-3.271	-0.0019	-2.5 to 2.5	Pass
		-30	120	-2.983	-0.0017	-2.5 to 2.5	Pass
		-20	120	-2.421	-0.0014	-2.5 to 2.5	Pass
		-10	120	-2.115	-0.0012	-2.5 to 2.5	Pass
		0	120	-3.098	-0.0018	-2.5 to 2.5	Pass
		10	120	-3.235	-0.0018	-2.5 to 2.5	Pass
		30	120	-2.973	-0.0017	-2.5 to 2.5	Pass
		40	120	-3.424	-0.0020	-2.5 to 2.5	Pass
		50	120	-3.417	-0.0019	-2.5 to 2.5	Pass
HSUPA	1712.4	20	102	5.568	0.0033	-2.5 to 2.5	Pass
			120	4.973	0.0029	-2.5 to 2.5	Pass
			138	5.759	0.0034	-2.5 to 2.5	Pass
		-30	120	5.549	0.0032	-2.5 to 2.5	Pass
		-20	120	6.085	0.0036	-2.5 to 2.5	Pass
		-10	120	6.616	0.0039	-2.5 to 2.5	Pass
		0	120	7.434	0.0043	-2.5 to 2.5	Pass
		10	120	7.089	0.0041	-2.5 to 2.5	Pass
		30	120	7.722	0.0045	-2.5 to 2.5	Pass
		40	120	6.195	0.0036	-2.5 to 2.5	Pass
		50	120	6.051	0.0035	-2.5 to 2.5	Pass
	1732.6	20	102	0.455	0.0003	-2.5 to 2.5	Pass
			120	0.271	0.0002	-2.5 to 2.5	Pass
			138	0.428	0.0002	-2.5 to 2.5	Pass
		-30	120	0.274	0.0002	-2.5 to 2.5	Pass
		-20	120	0.279	0.0002	-2.5 to 2.5	Pass
		-10	120	1.348	0.0008	-2.5 to 2.5	Pass
		0	120	0.118	0.0001	-2.5 to 2.5	Pass
		10	120	0.575	0.0003	-2.5 to 2.5	Pass
		30	120	0.603	0.0003	-2.5 to 2.5	Pass
		40	120	0.002	0.0000	-2.5 to 2.5	Pass
		50	120	0.762	0.0004	-2.5 to 2.5	Pass
	1752.6	20	102	-4.129	-0.0024	-2.5 to 2.5	Pass
			120	-3.989	-0.0023	-2.5 to 2.5	Pass
			138	-3.979	-0.0023	-2.5 to 2.5	Pass
		-30	120	-3.888	-0.0022	-2.5 to 2.5	Pass
		-20	120	-3.787	-0.0022	-2.5 to 2.5	Pass
		-10	120	-3.634	-0.0021	-2.5 to 2.5	Pass
		0	120	-3.970	-0.0023	-2.5 to 2.5	Pass
		10	120	-3.447	-0.0020	-2.5 to 2.5	Pass
		30	120	-3.741	-0.0021	-2.5 to 2.5	Pass
		40	120	-4.089	-0.0023	-2.5 to 2.5	Pass
		50	120	-4.076	-0.0023	-2.5 to 2.5	Pass

3. 99% & 26dB Bandwidth

3.1 Band4_OBW

3.1.1 Test Result

Band: 4						
ENV	Mode		Frequency (MHz)	99% Occupied Bandwidth (MHz)		Verdict
	Network	Subset		Result	Limit	
NTNV	RMC	12.2kbps RMC	1712.4	4.115	/	Pass
			1732.6	4.145	/	Pass
			1752.6	4.153	/	Pass
	HSDPA	Subtest 1	1712.4	4.138	/	Pass
			1732.6	4.127	/	Pass
			1752.6	4.118	/	Pass
	HSUPA	Subtest 1	1712.4	4.135	/	Pass
			1732.6	4.139	/	Pass
			1752.6	4.135	/	Pass

3.1.2 Test Graph

Band4_RMC_LCH_1712.4MHz_12.2kbps RMC_NTNV

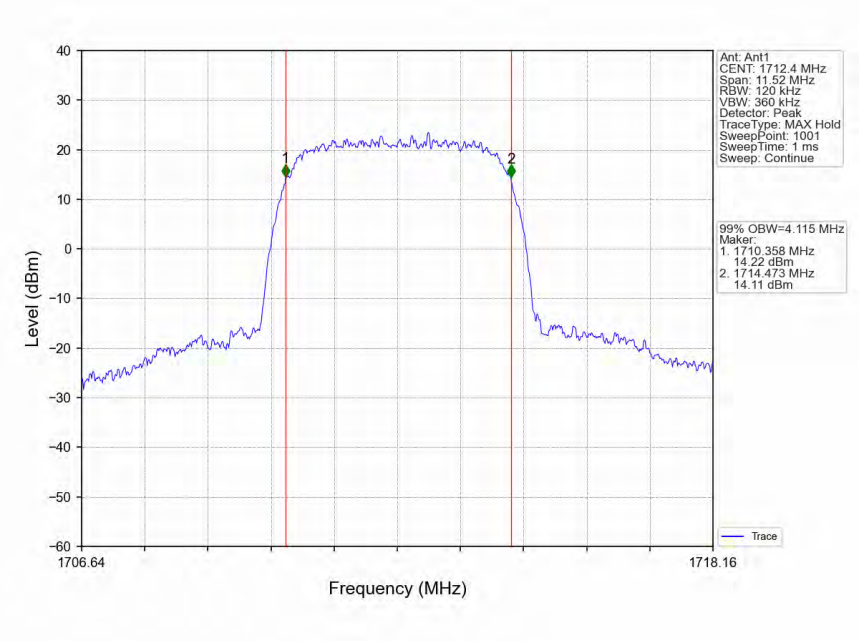

Band4_RMC_MCH_1732.6MHz_12.2kbps RMC_NTNV

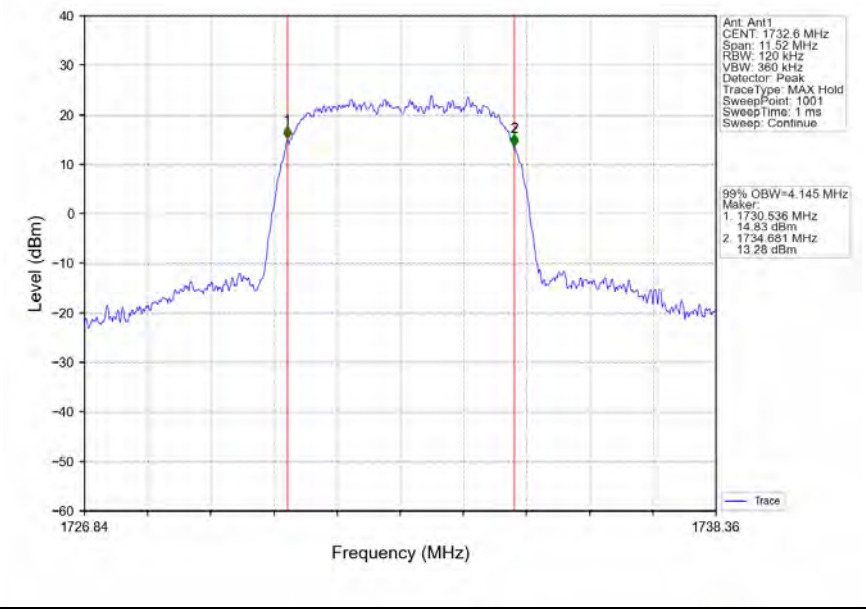

Band4_RMC_HCH_1752.6MHz_12.2kbps RMC_NTNV

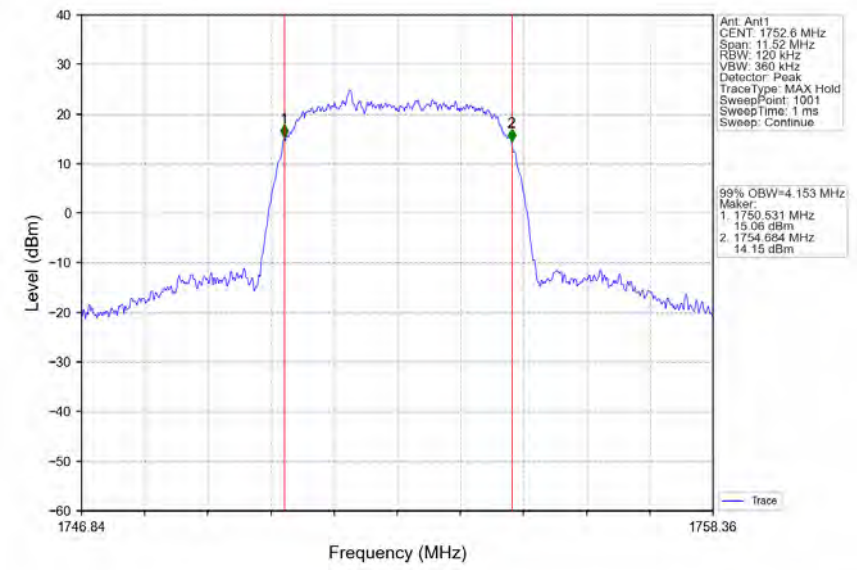

Band4_HSDPA_LCH_1712.4MHz_Subtest 1_NTNV

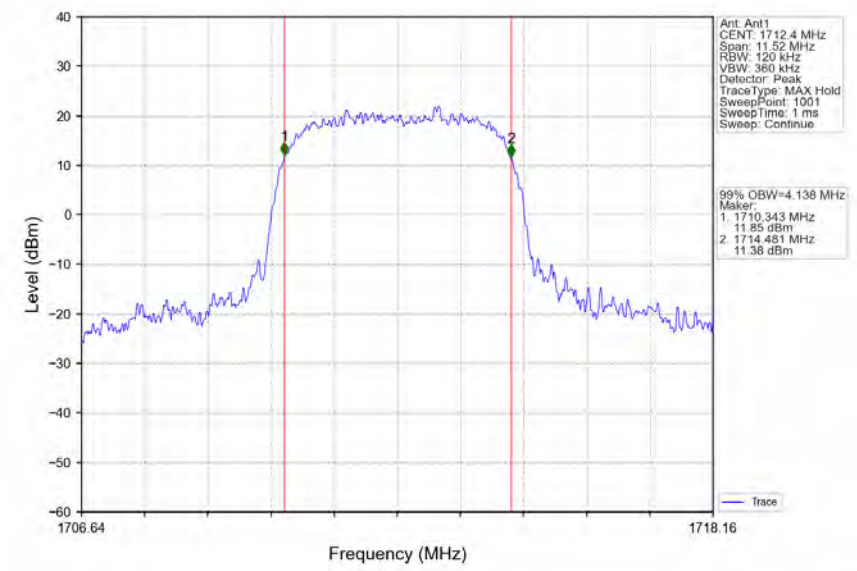

Band4_HSDPA_MCH_1732.6MHz_Subtest 1_NTNV

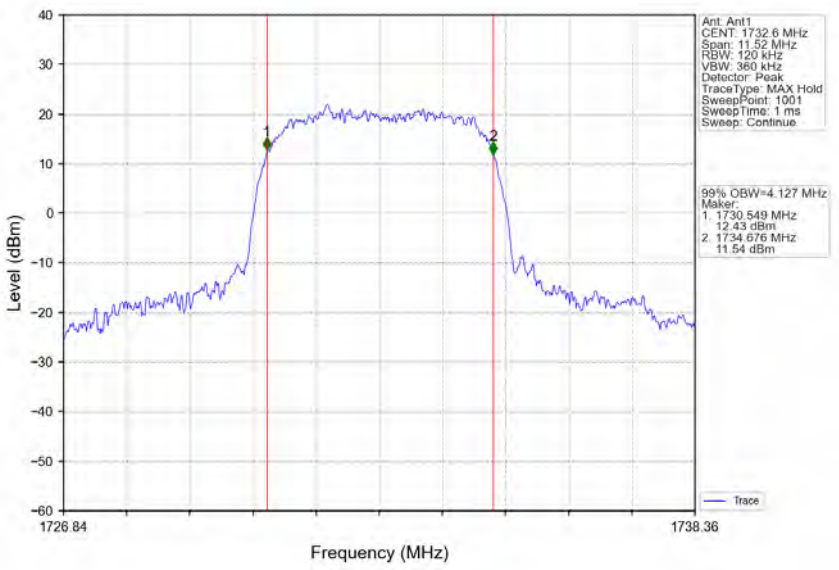

Band4_HSDPA_HCH_1752.6MHz_Subtest 1_NTNV

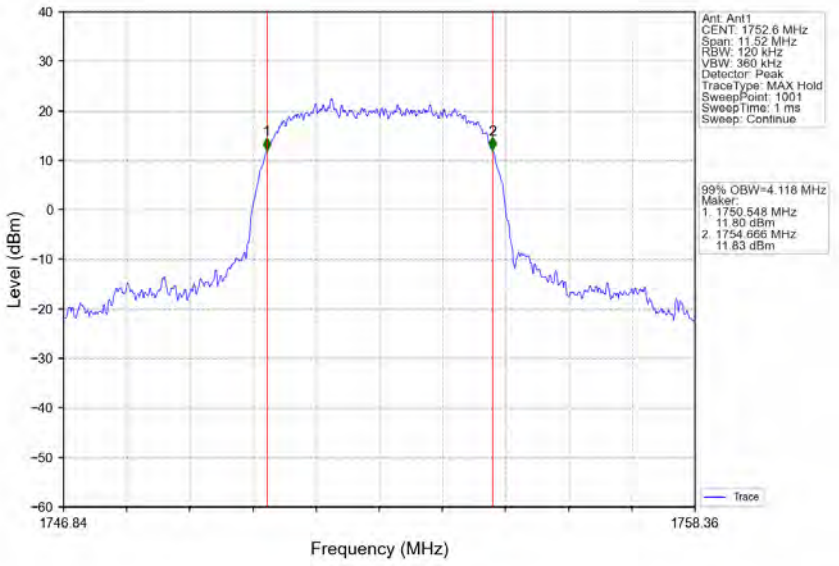

Band4_HSUPA_LCH_1712.4MHz_Subtest 1_NTNV

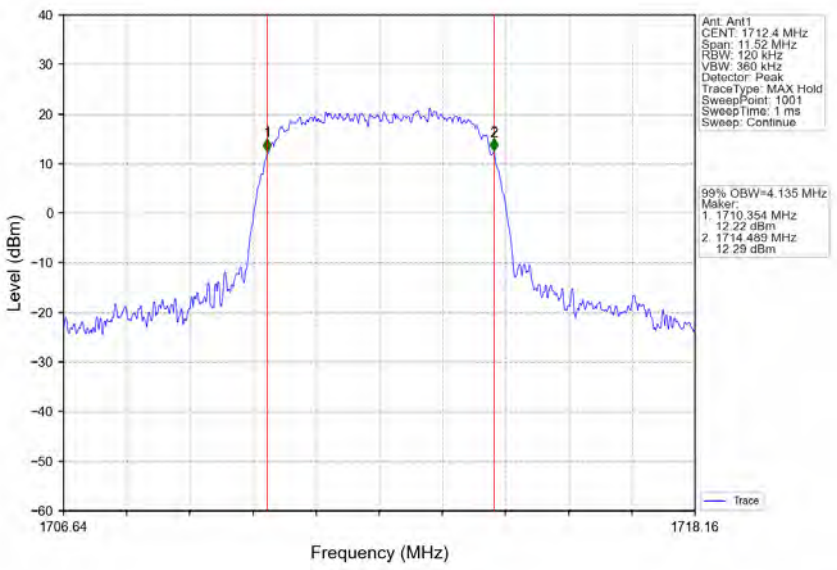

Band4_HSUPA_MCH_1732.6MHz_Subtest 1_NTNV

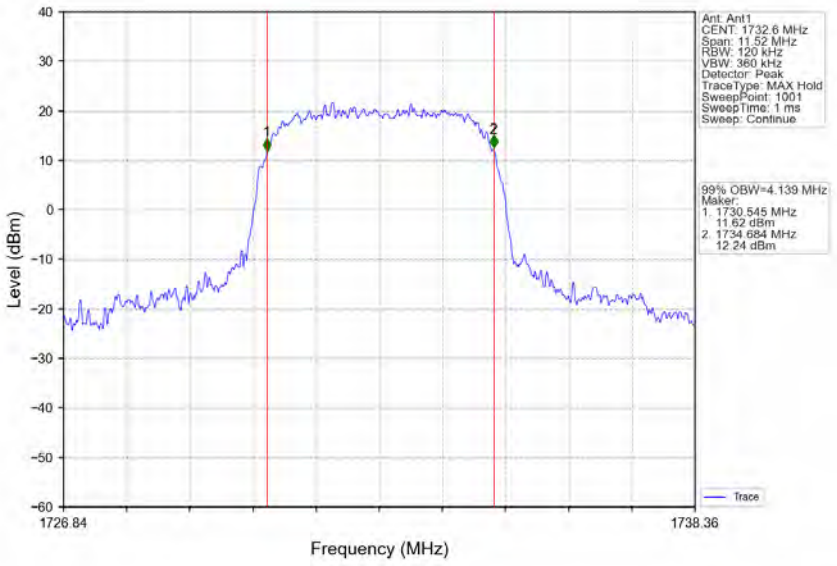

Band4_HSUPA_HCH_1752.6MHz_Subtest 1_NTNV

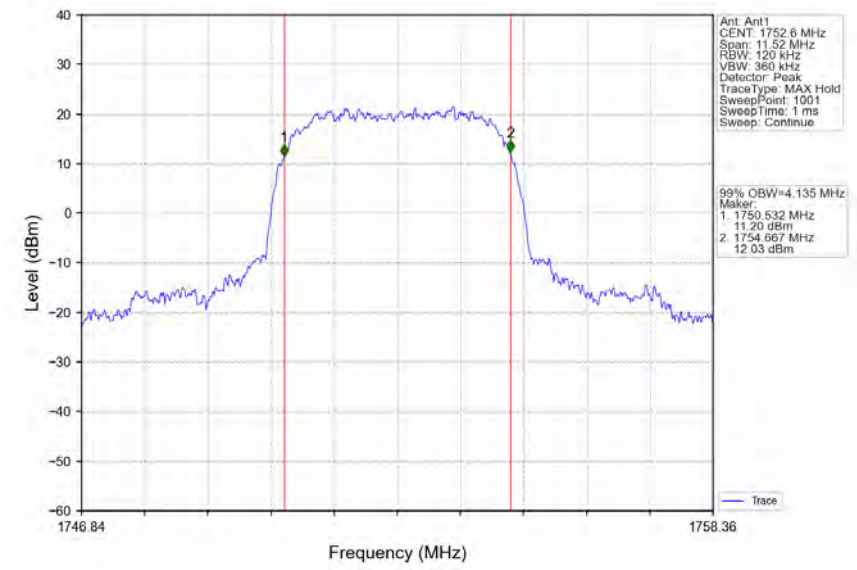

3.2 Band4_XDB

3.2.1 Test Result

Band: 4						
ENV	Mode		Frequency (MHz)	26dB Bandwidth (MHz)		Verdict
	Network	Subset		Result	Limit	
NTNV	RMC	12.2kbps RMC	1712.4	4.745	/	Pass
			1732.6	4.749	/	Pass
			1752.6	4.754	/	Pass
	HSDPA	Subtest 1	1712.4	4.731	/	Pass
			1732.6	4.727	/	Pass
			1752.6	4.729	/	Pass
	HSUPA	Subtest 1	1712.4	4.755	/	Pass
			1732.6	4.709	/	Pass
			1752.6	4.735	/	Pass

3.2.2 Test Graph

Band4_RMC_LCH_1712.4MHz_12.2kbps RMC_NTNV

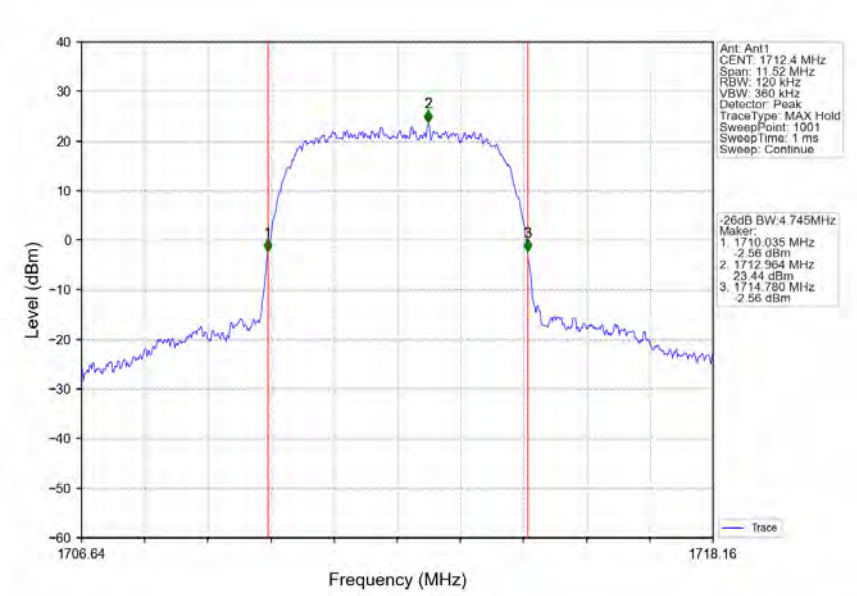

Band4_RMC_MCH_1732.6MHz_12.2kbps RMC_NTNV

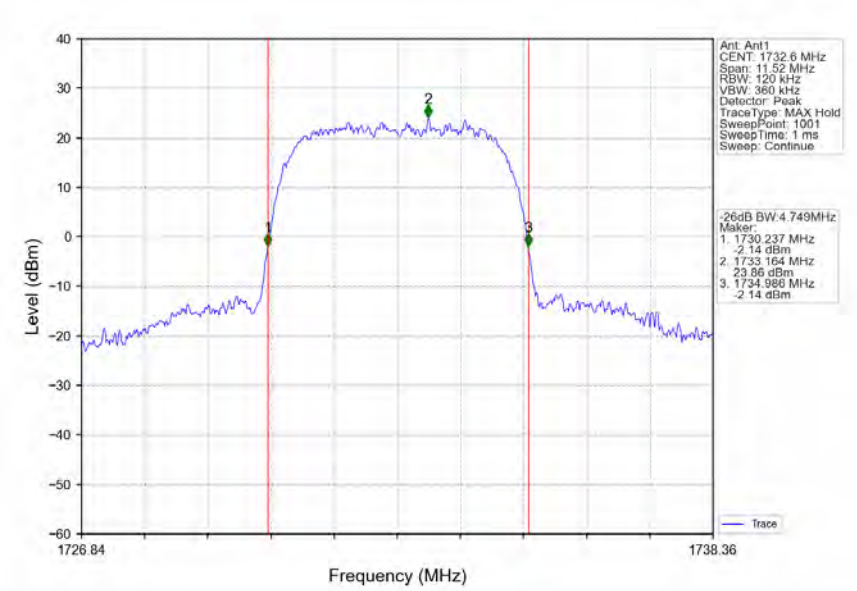

Band4_RMC_HCH_1752.6MHz_12.2kbps RMC_NTNV

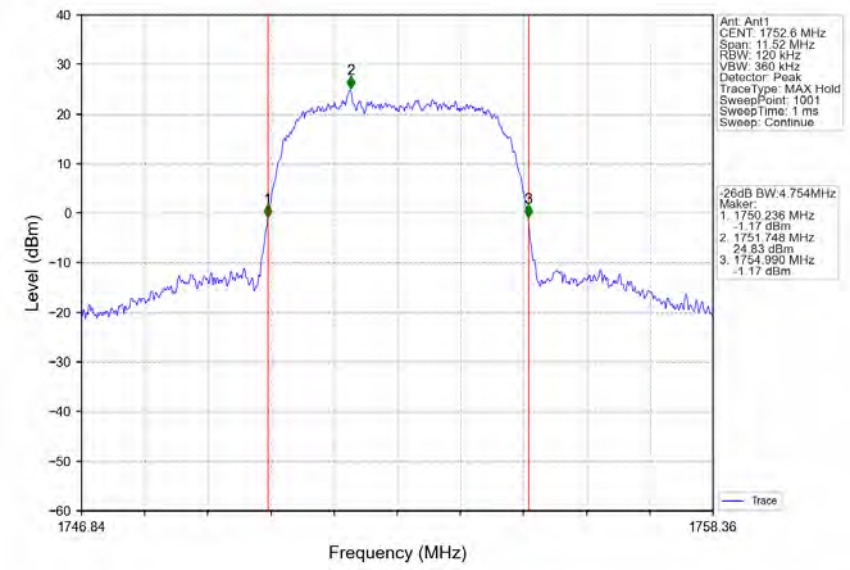

Band4_HSDPA_LCH_1712.4MHz_Subtest 1_NTNV

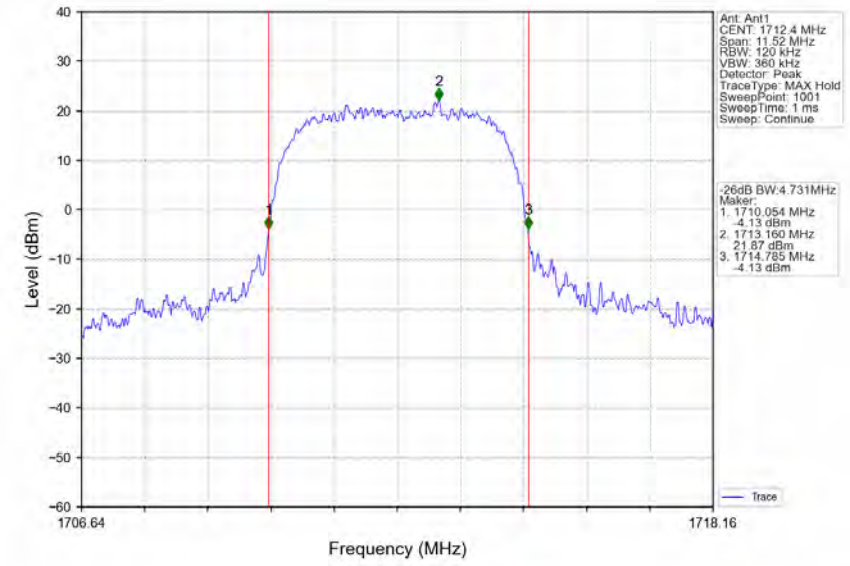

Band4_HSDPA_MCH_1732.6MHz_Subtest 1_NTNV

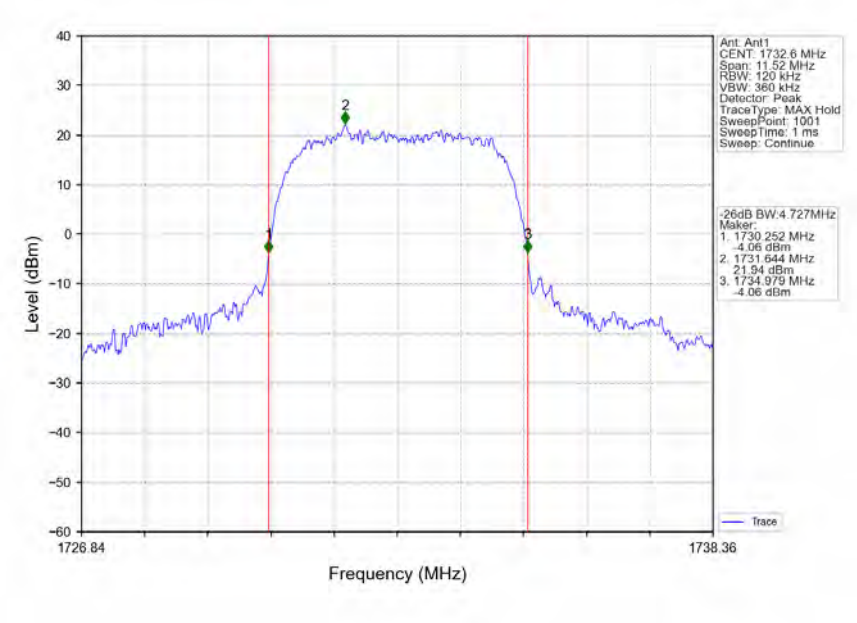

Band4_HSDPA_HCH_1752.6MHz_Subtest 1_NTNV

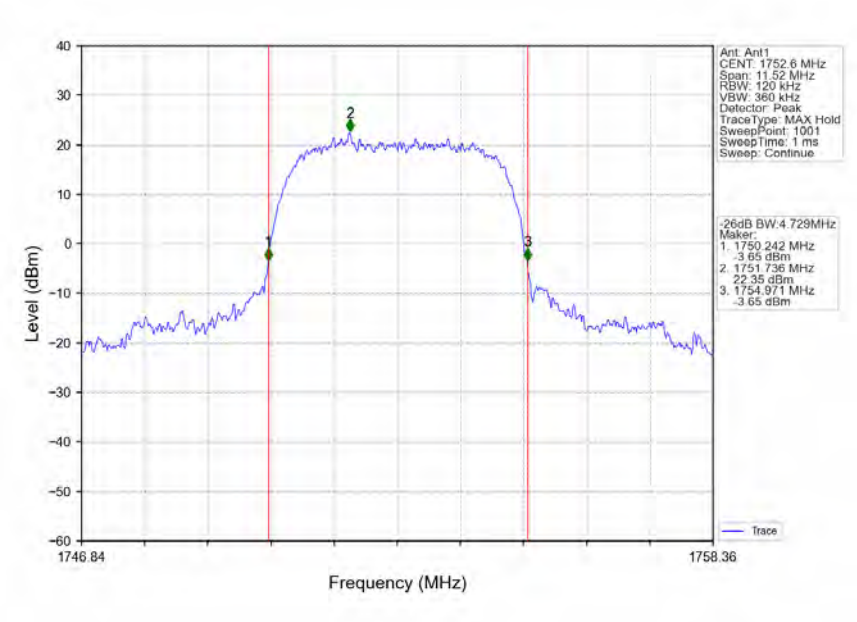

Band4_HSUPA_LCH_1712.4MHz_Subtest 1_NTNV

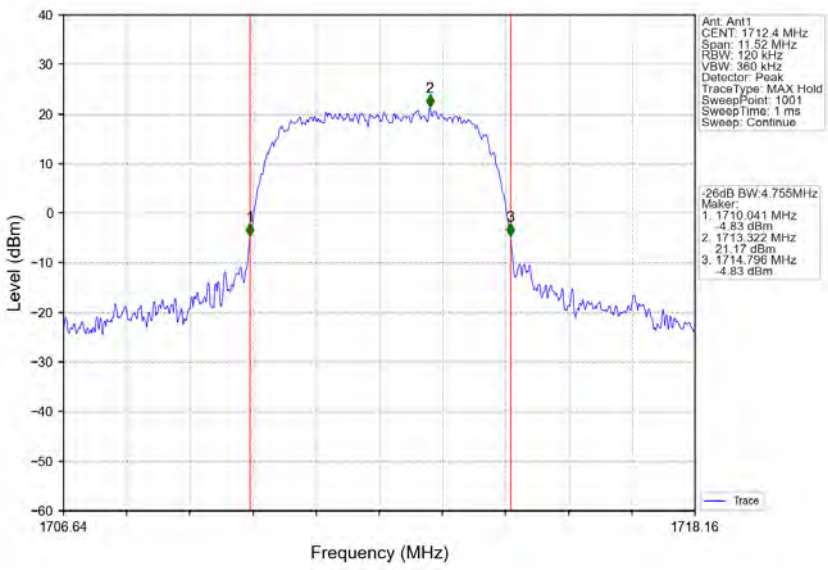

Band4_HSUPA_MCH_1732.6MHz_Subtest 1_NTNV

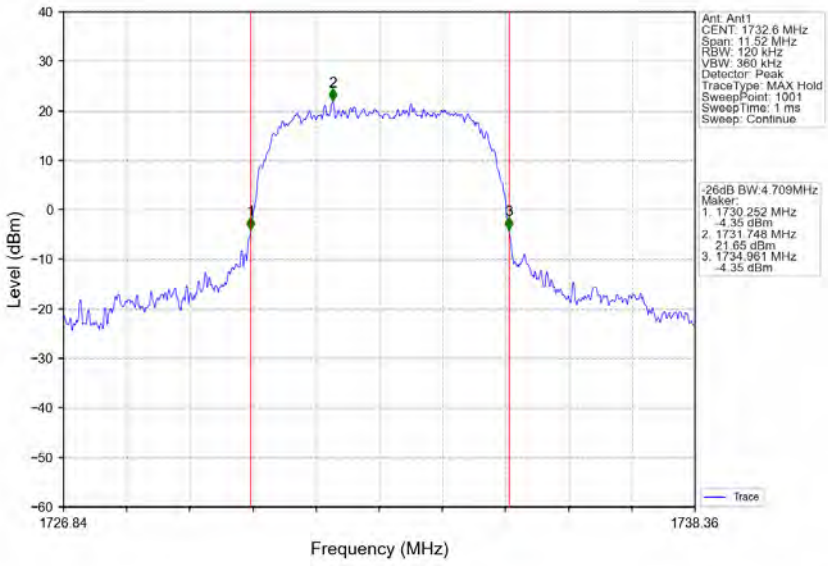

Band4_HSUPA_HCH_1752.6MHz_Subtest 1_NTNV

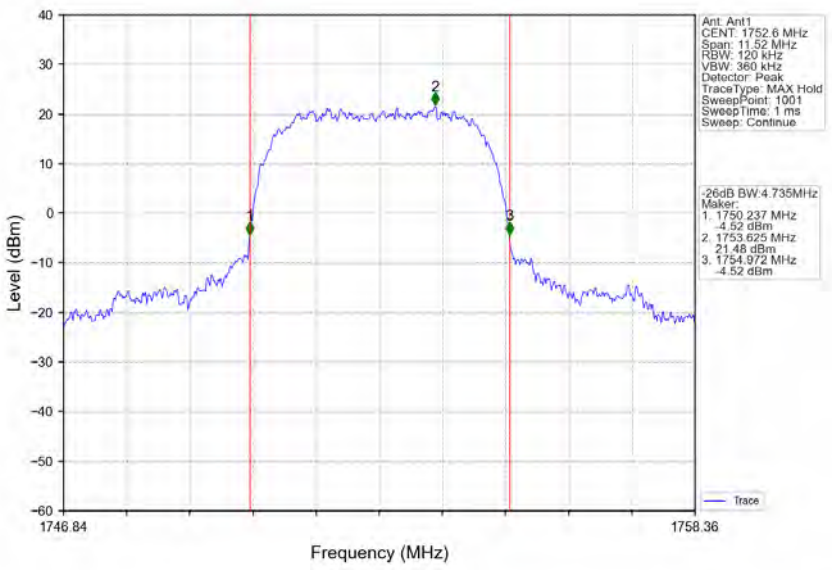

4. Peak-Average Ratio

4.1 Band4

4.1.1 Test Result

Band: 4						
ENV	Mode		Frequency (MHz)	Peak-Average Ratio (dB)		Verdict
	Network	Subset		Result	Limit	
NTNV	RMC	12.2kbps RMC	1712.4	2.78	<=13	Pass
			1732.6	2.70	<=13	Pass
			1752.6	2.57	<=13	Pass
	HSDPA	Subtest 1	1712.4	5.78	<=13	Pass
			1732.6	5.62	<=13	Pass
			1752.6	5.58	<=13	Pass
	HSUPA	Subtest 1	1712.4	5.76	<=13	Pass
			1732.6	5.63	<=13	Pass
			1752.6	5.60	<=13	Pass

4.1.2 Test Graph

Band4_RMC_LCH_1712.4MHz_12.2kbps RMC_NTNV

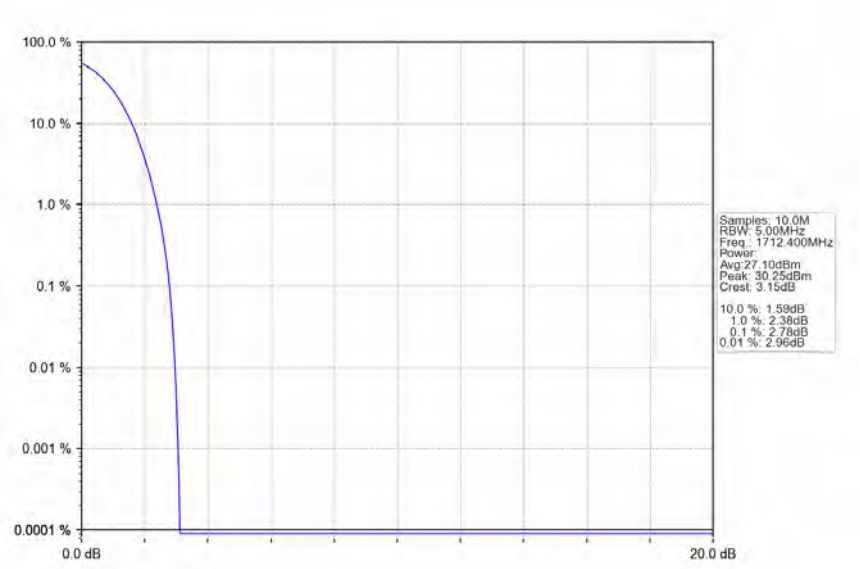

Band4_RMC_MCH_1732.6MHz_12.2kbps RMC_NTNV

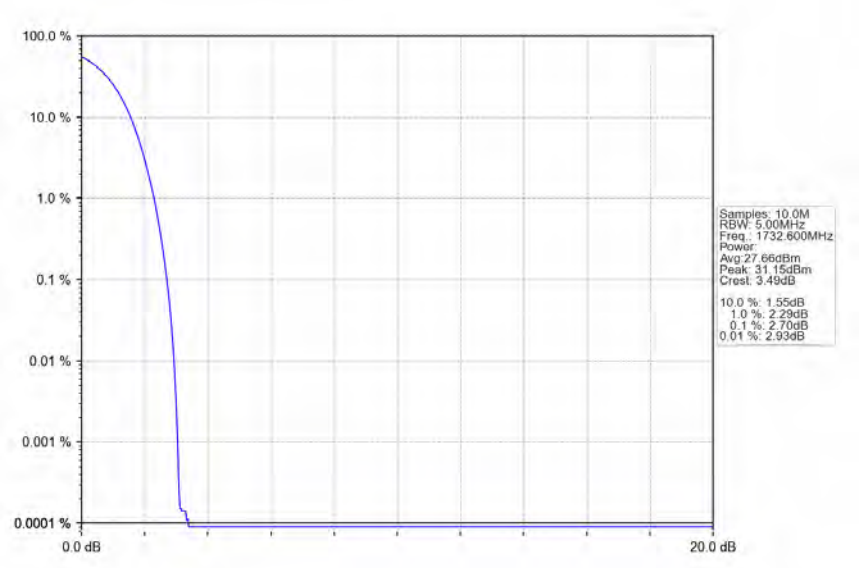

Band4_RMC_HCH_1752.6MHz_12.2kbps RMC_NTNV

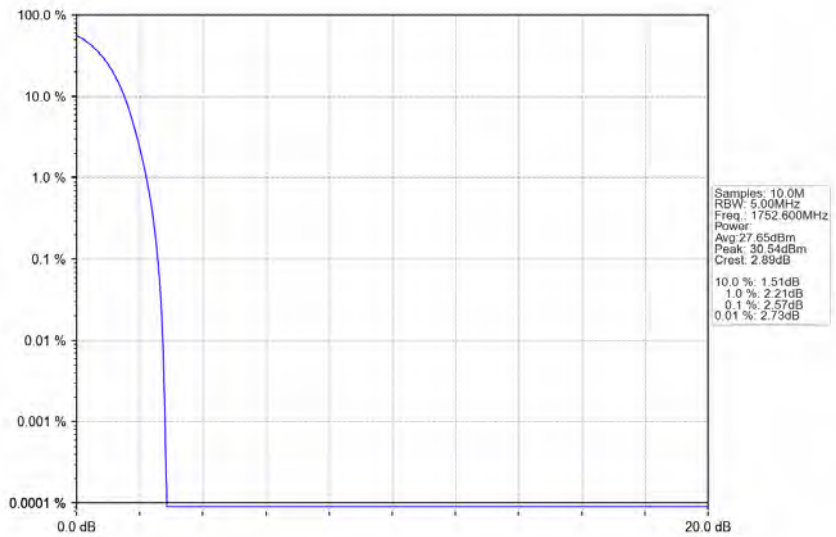

Band4_HSDPA_LCH_1712.4MHz_Subtest 1_NTNV

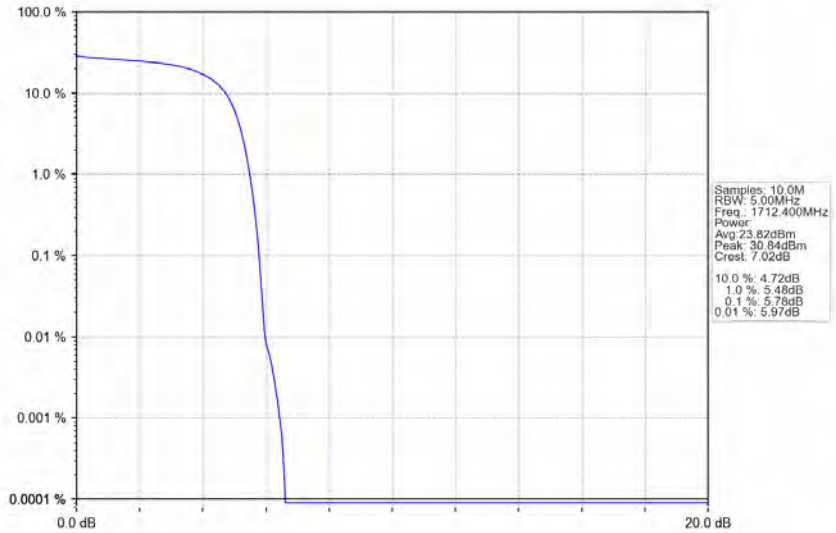

Band4_HSDPA_MCH_1732.6MHz_Subtest 1_NTNV

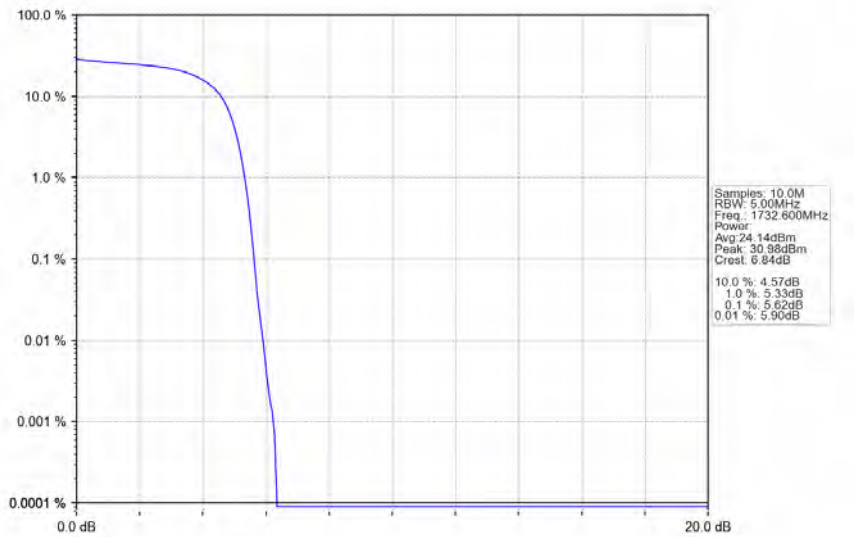

Band4_HSDPA_HCH_1752.6MHz_Subtest 1_NTNV

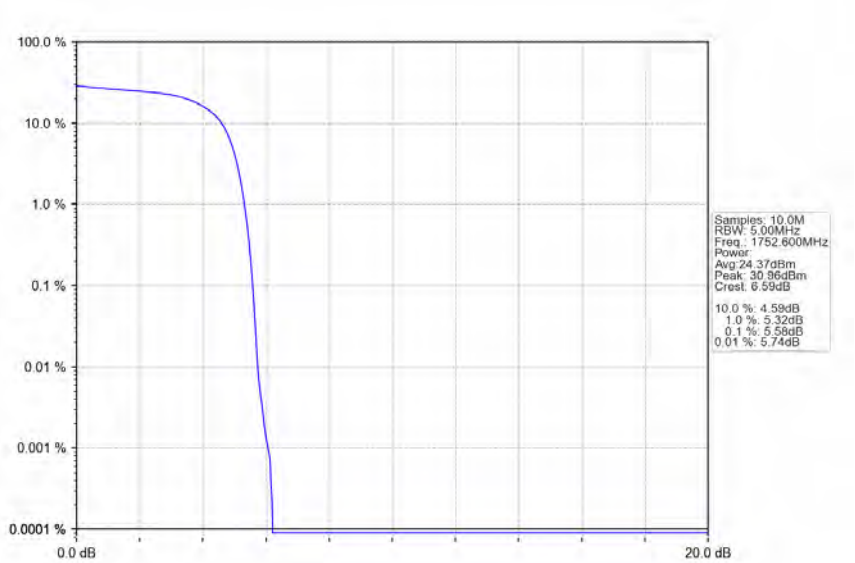

Band4_HSUPA_LCH_1712.4MHz_Subtest 1_NTNV

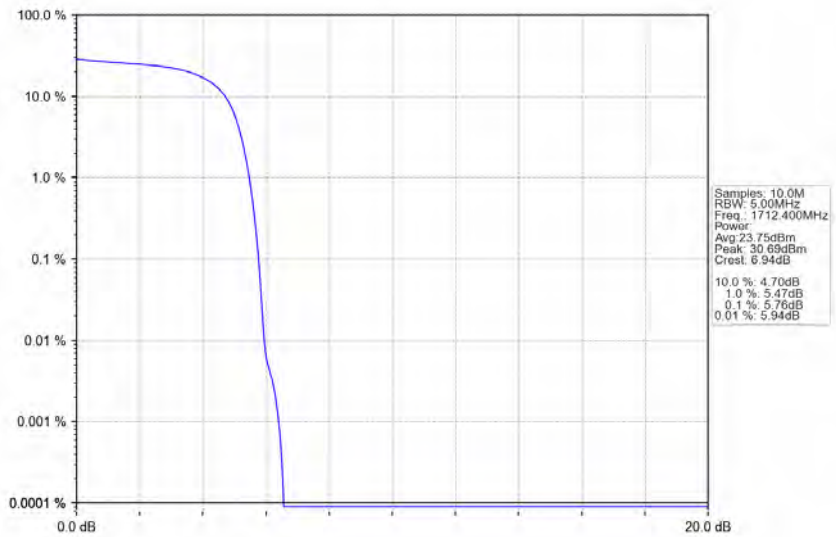

Band4_HSUPA_MCH_1732.6MHz_Subtest 1_NTNV

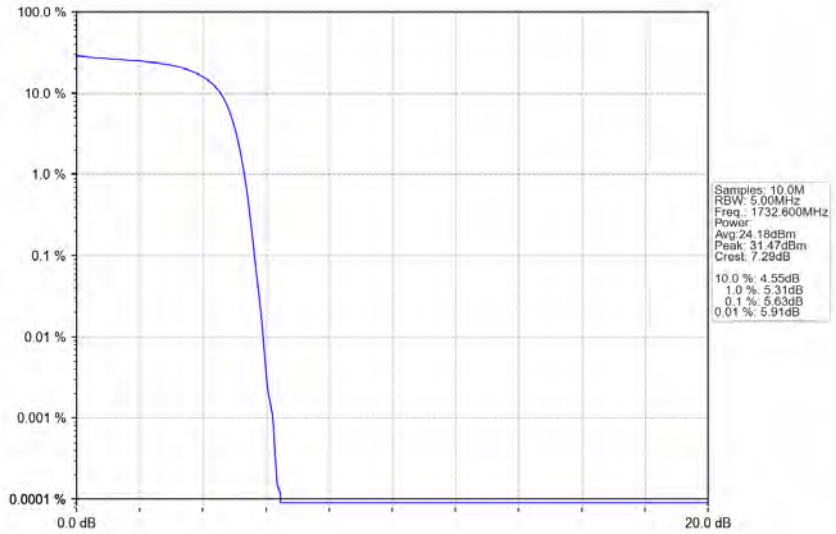

Band4_HSUPA_HCH_1752.6MHz_Subtest 1_NTNV

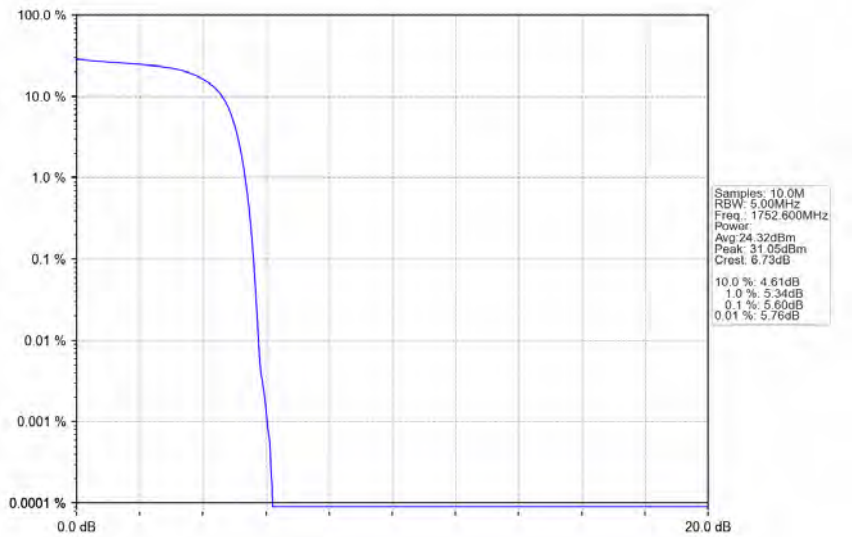

5. Spurious Emission

5.1 Band4

5.1.1 Test Result

Band: 4						
ENV	Mode		Frequency (MHz)	Spurious Emission		Verdict
	Network	Subset		Result	Limit	
NTNV	RMC	12.2kbps RMC	1712.4	Refer To Test Graph		Pass
			1732.6	Refer To Test Graph		Pass
			1752.6	Refer To Test Graph		Pass
	HSDPA	Subtest 1	1712.4	Refer To Test Graph		Pass
			1732.6	Refer To Test Graph		Pass
			1752.6	Refer To Test Graph		Pass
	HSUPA	Subtest 1	1712.4	Refer To Test Graph		Pass
			1732.6	Refer To Test Graph		Pass
			1752.6	Refer To Test Graph		Pass

5.1.2 Test Graph

Band4_RMC_LCH_1712.4MHz_12.2kbps RMC_NTNV

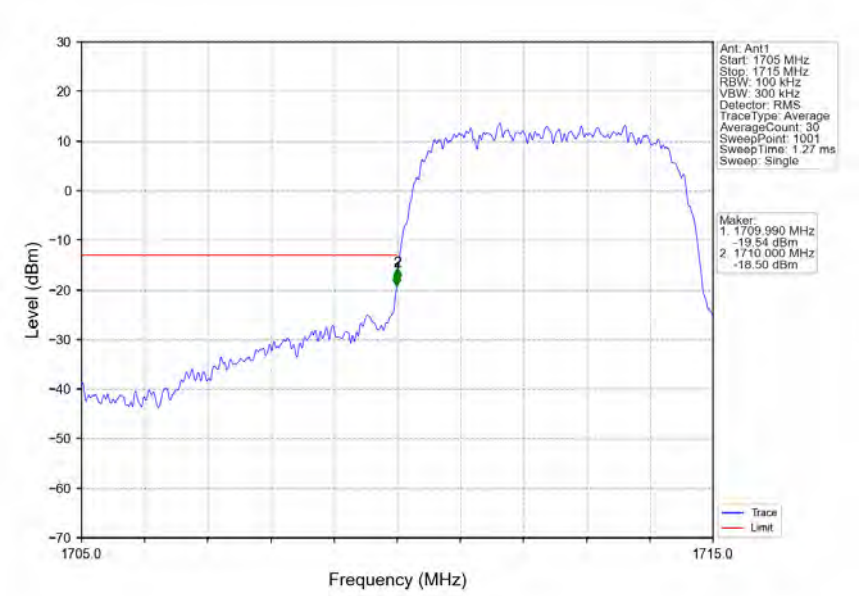

Band4_RMC_LCH_1712.4MHz_12.2kbps RMC_NTNV

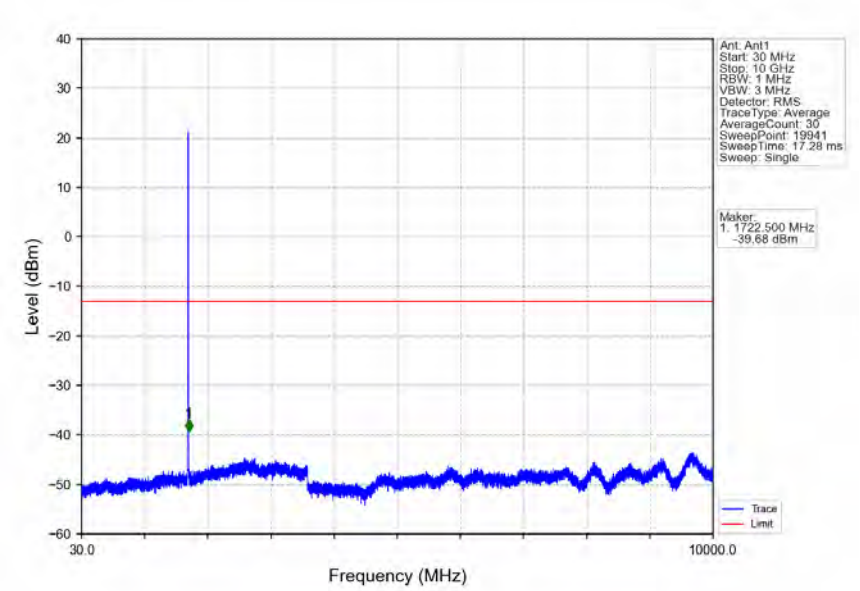

Band4_RMC_LCH_1712.4MHz_12.2kbps RMC_NTNV

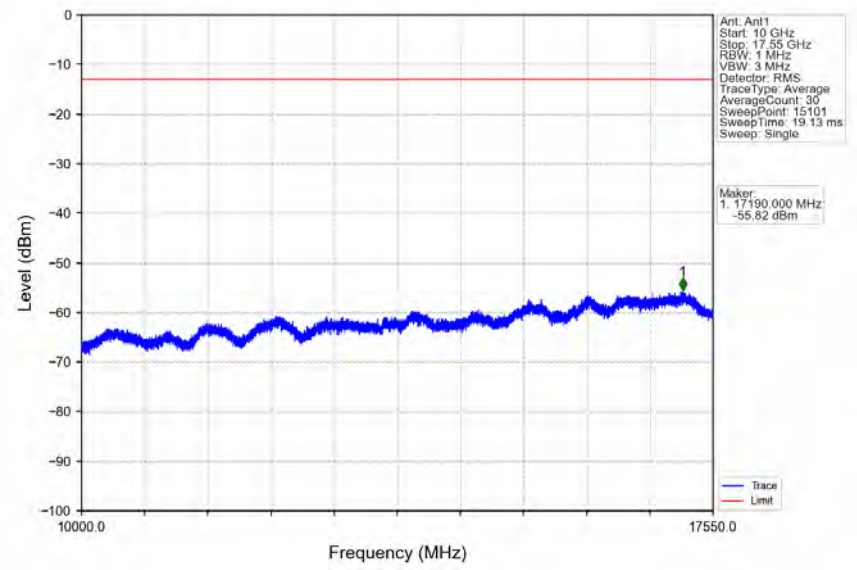

Band4_RMC_MCH_1732.6MHz_12.2kbps RMC_NTNV

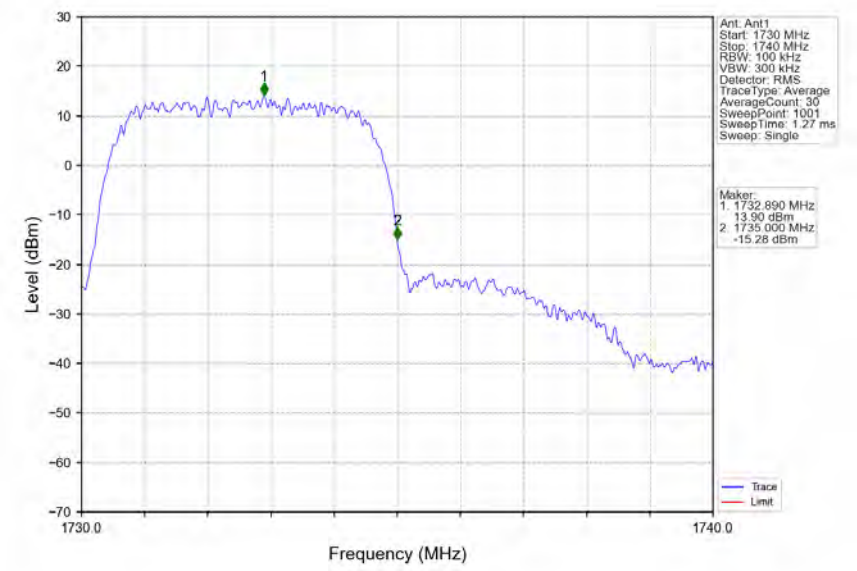

Band4_RMC_MCH_1732.6MHz_12.2kbps RMC_NTNV

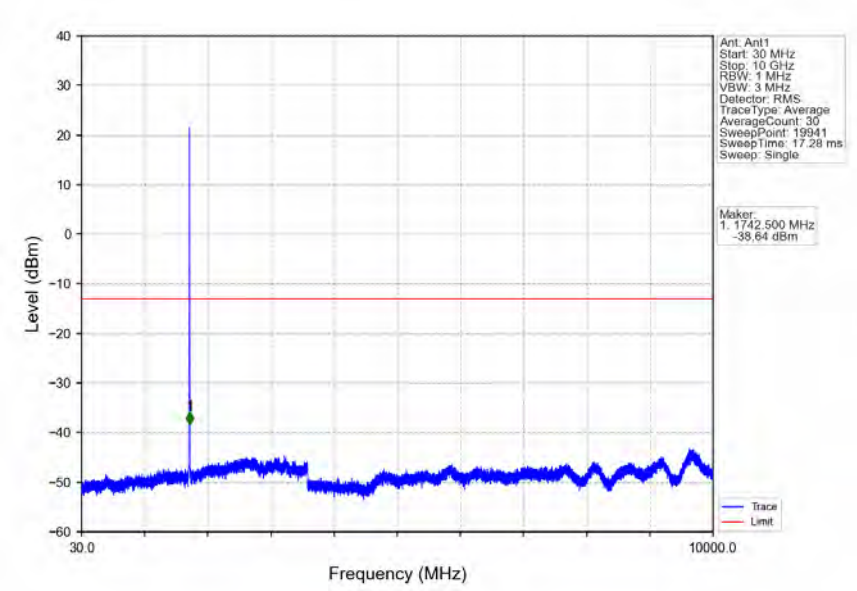

Band4_RMC_MCH_1732.6MHz_12.2kbps RMC_NTNV

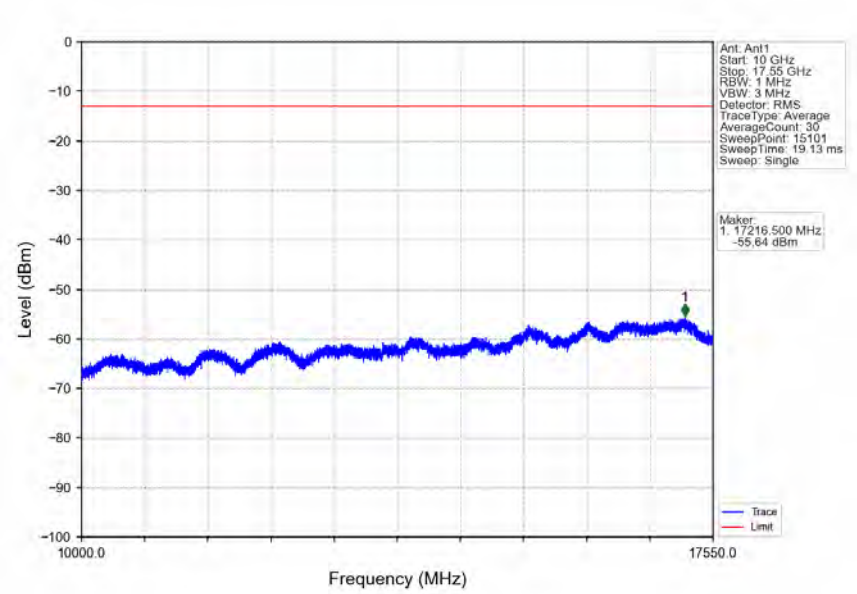

Band4_RMC_HCH_1752.6MHz_12.2kbps RMC_NTNV

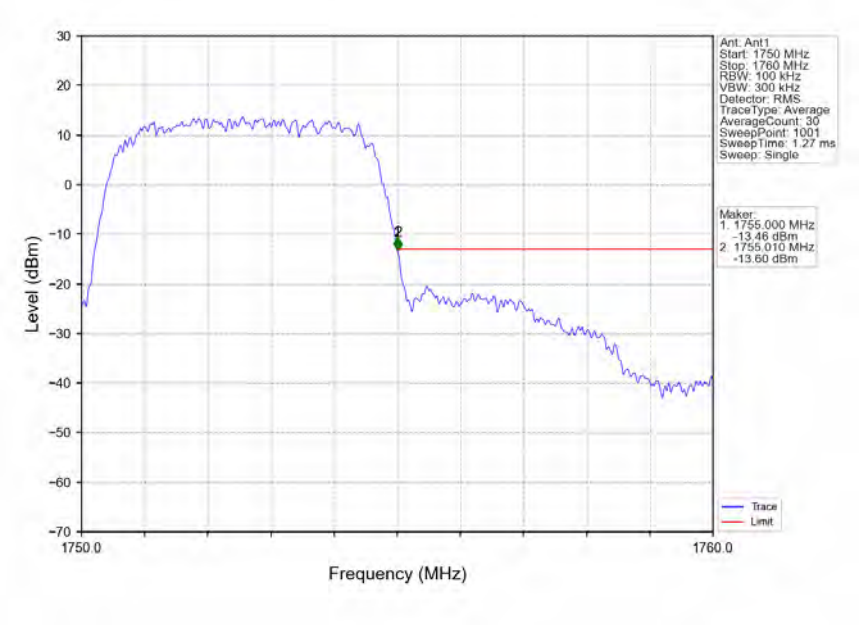

Band4_RMC_HCH_1752.6MHz_12.2kbps RMC_NTNV

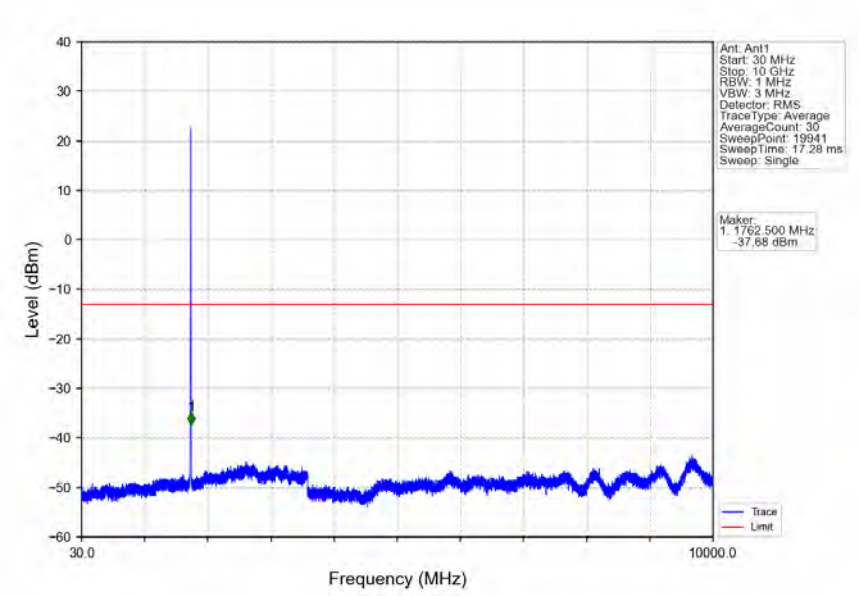

Band4_RMC_HCH_1752.6MHz_12.2kbps RMC_NTNV

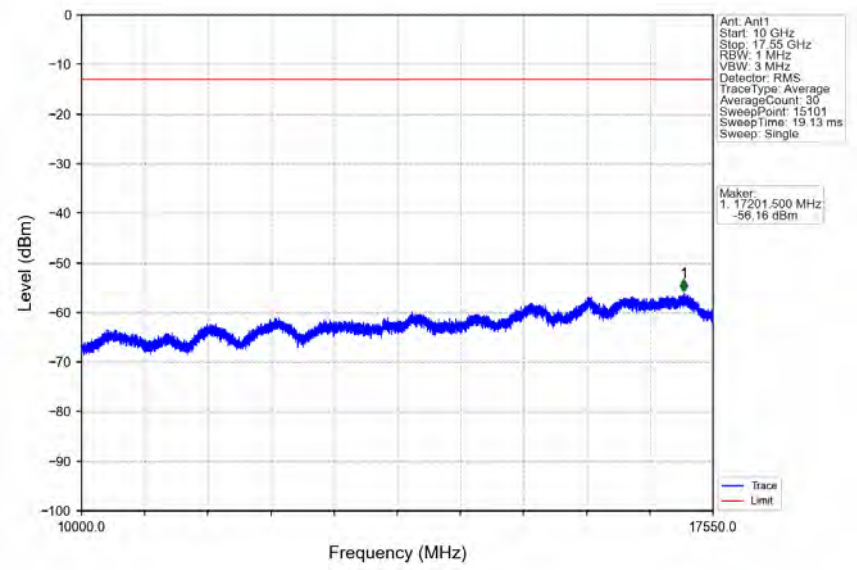

Band4_HSDPA_LCH_1712.4MHz_Subtest 1_NTNV

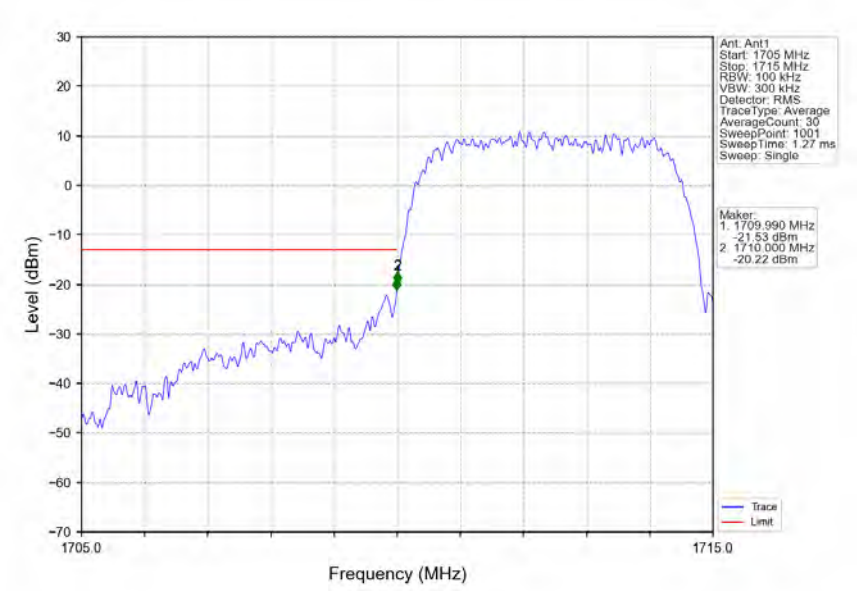

Band4_HSDPA_LCH_1712.4MHz_Subtest 1_NTNV

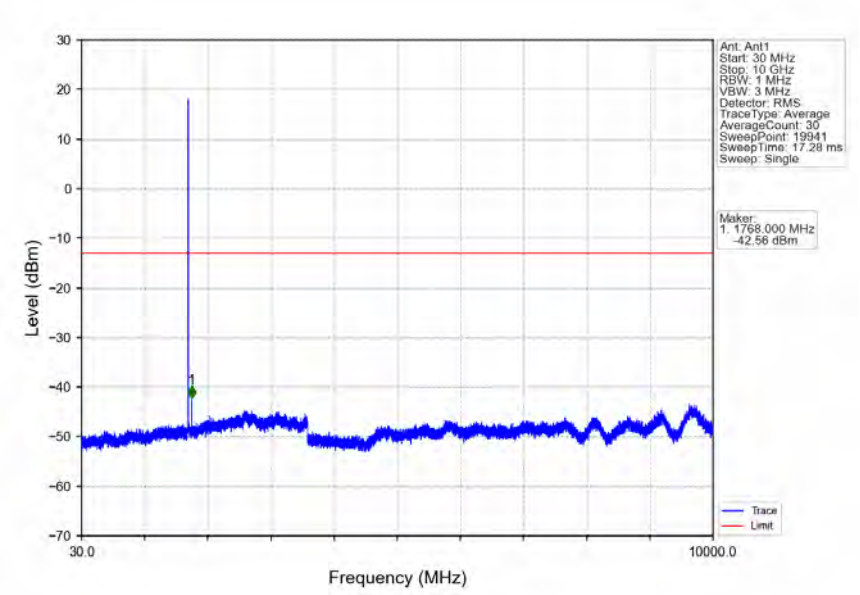

Band4_HSDPA_LCH_1712.4MHz_Subtest 1_NTNV

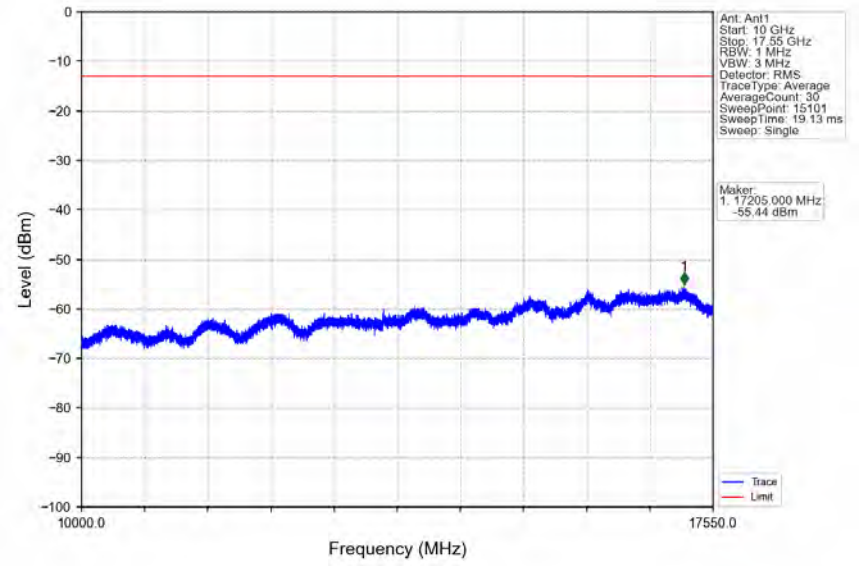

Band4_HSDPA_MCH_1732.6MHz_Subtest 1_NTNV

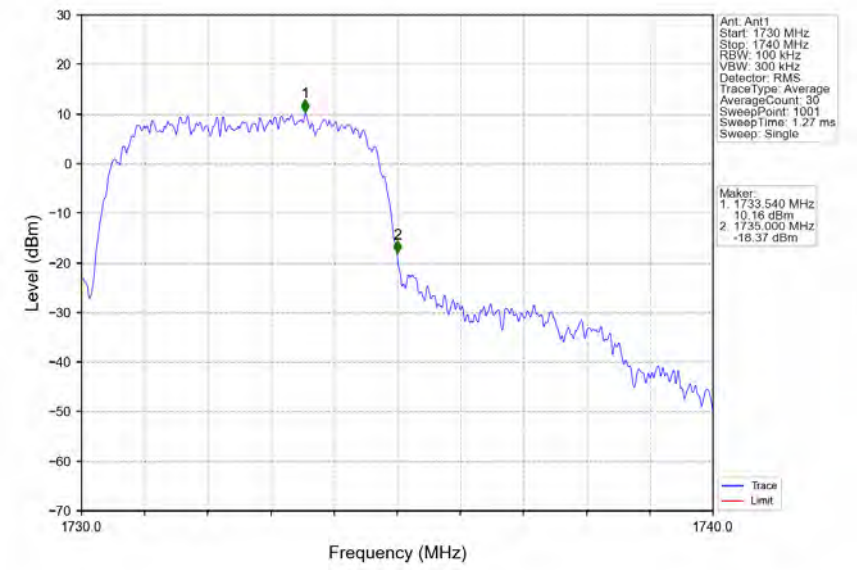

Band4_HSDPA_MCH_1732.6MHz_Subtest 1_NTNV

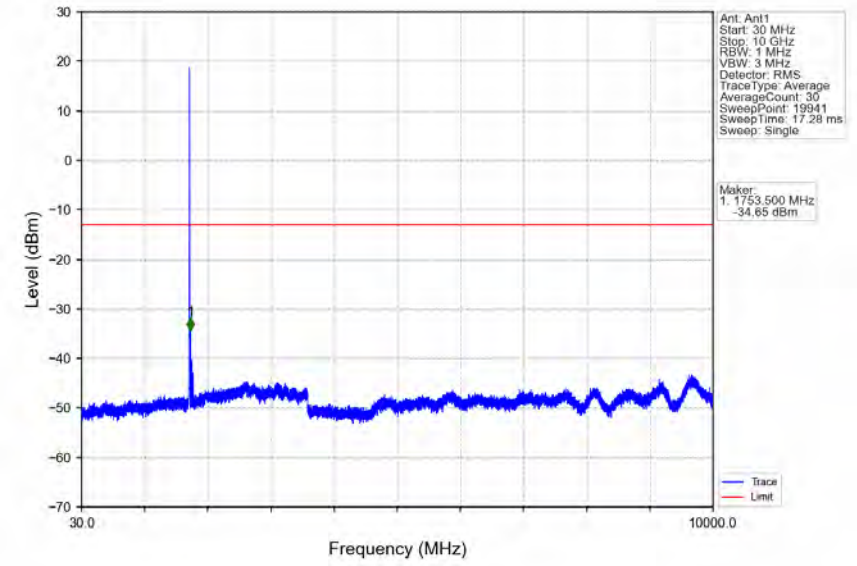

Band4_HSDPA_MCH_1732.6MHz_Subtest 1_NTNV

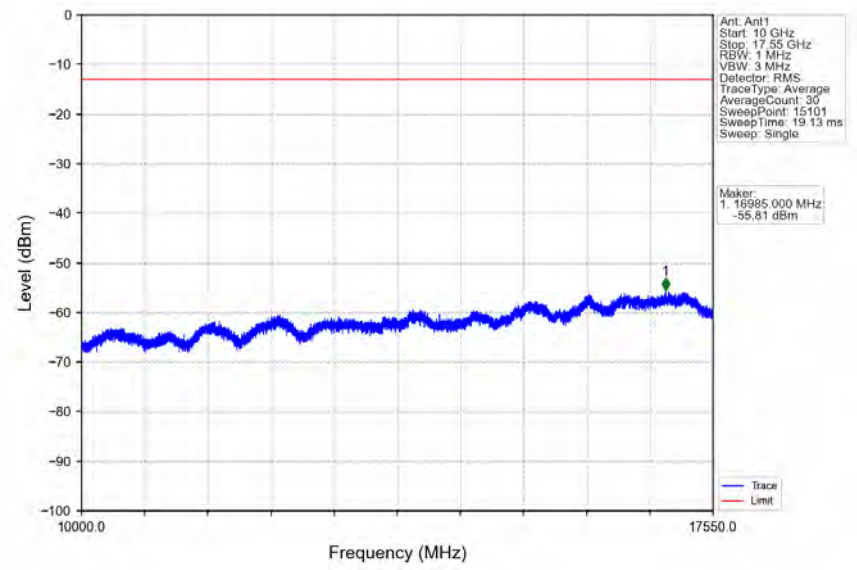

Band4_HSDPA_HCH_1752.6MHz_Subtest 1_NTNV

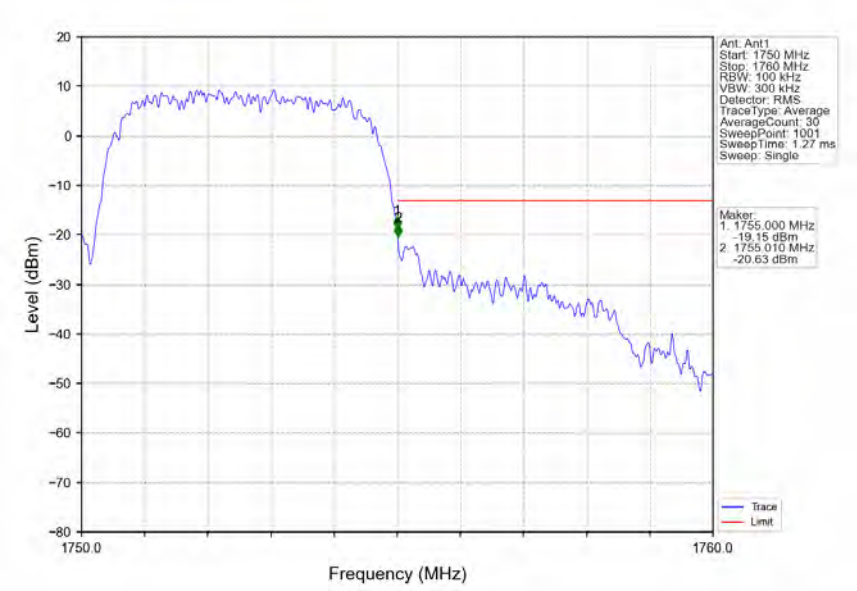

Band4_HSDPA_HCH_1752.6MHz_Subtest 1_NTNV

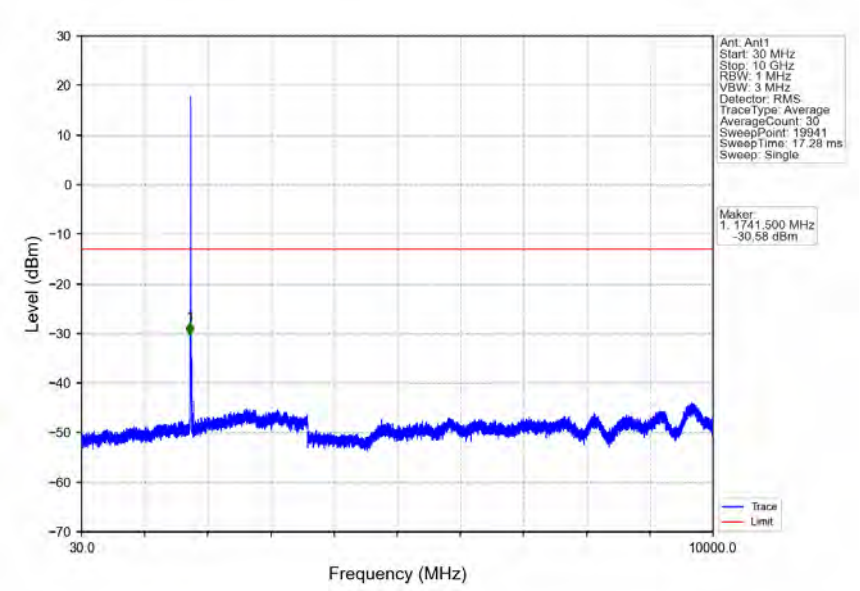

Band4_HSDPA_HCH_1752.6MHz_Subtest 1_NTNV

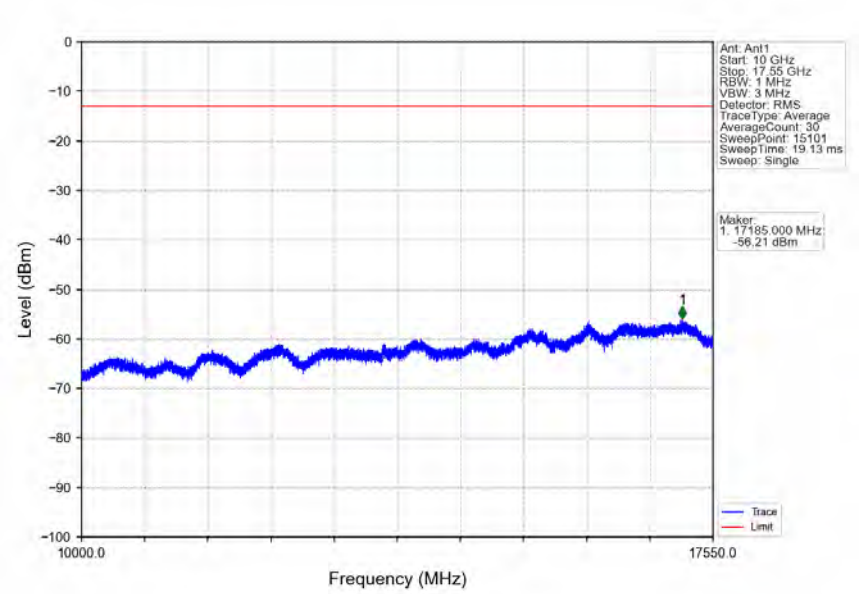

Band4_HSUPA_LCH_1712.4MHz_Subtest 1_NTNV

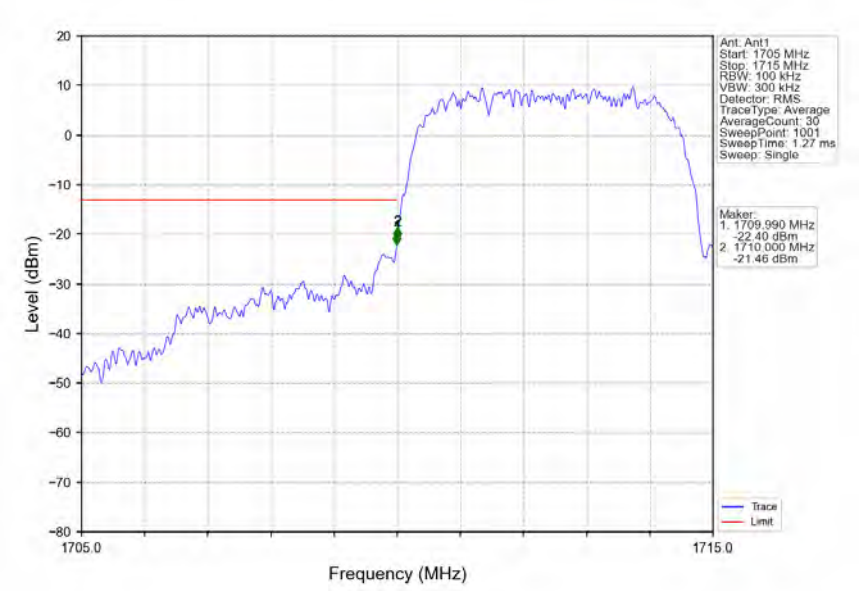

Band4_HSUPA_LCH_1712.4MHz_Subtest 1_NTNV

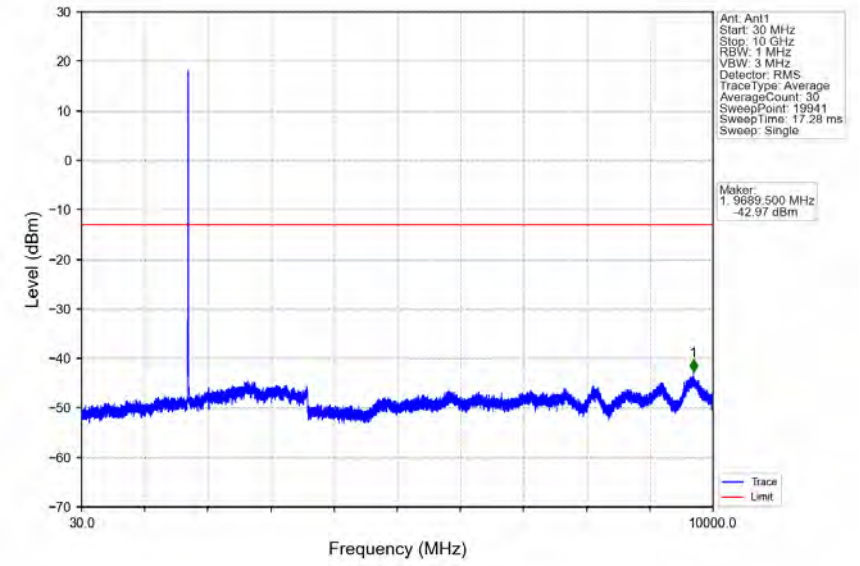

Band4_HSUPA_LCH_1712.4MHz_Subtest 1_NTNV

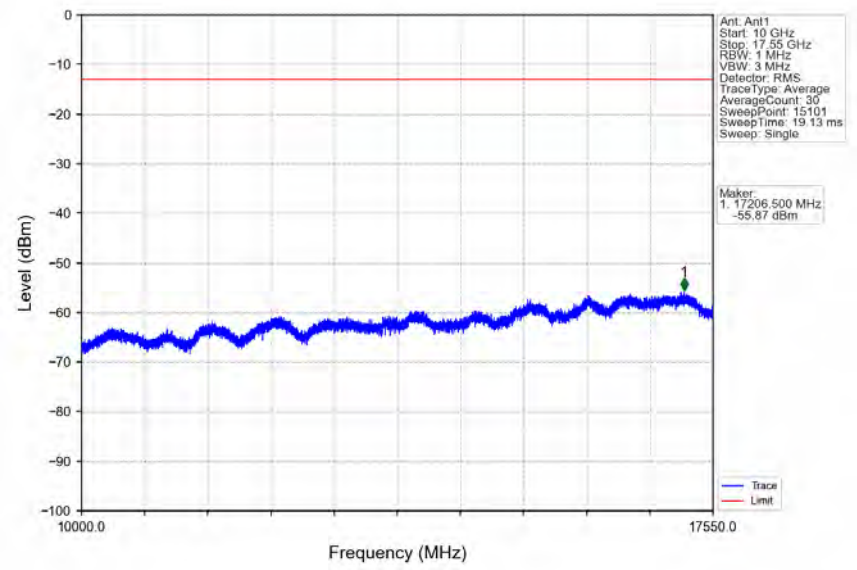

Band4_HSUPA_MCH_1732.6MHz_Subtest 1_NTNV

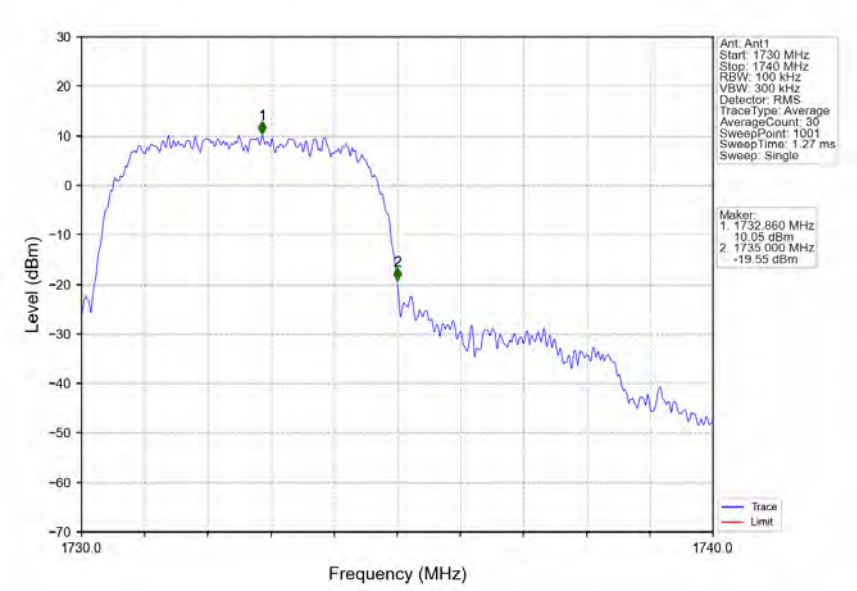

Band4_HSUPA_MCH_1732.6MHz_Subtest 1_NTNV

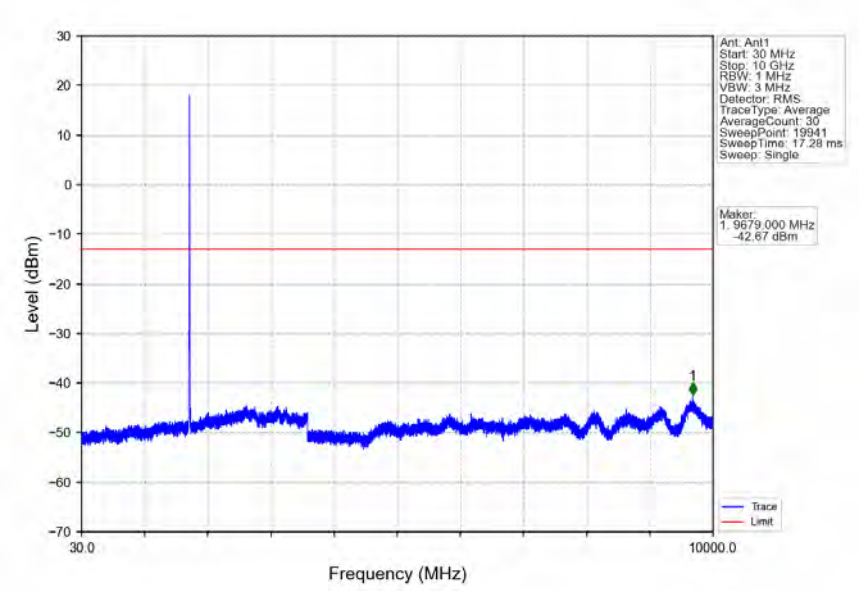

Band4_HSUPA_MCH_1732.6MHz_Subtest 1_NTNV

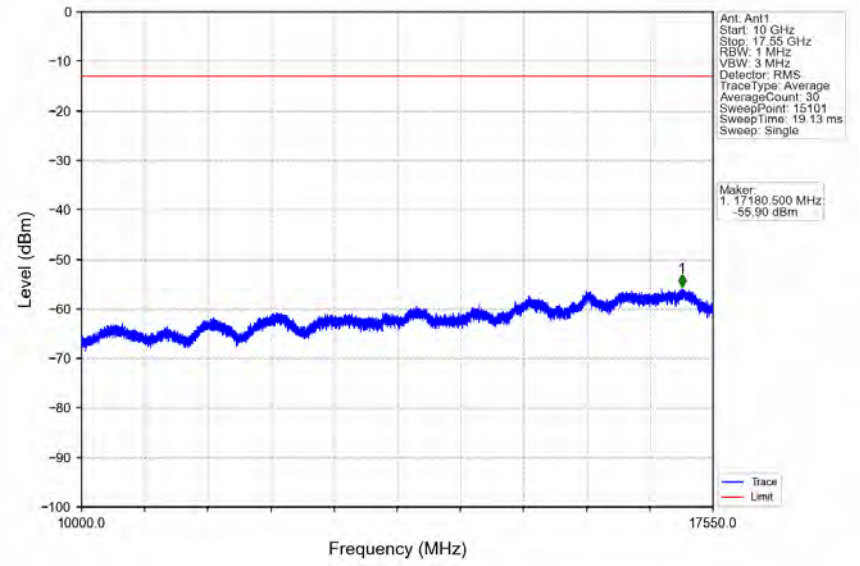

Band4_HSUPA_HCH_1752.6MHz_Subtest 1_NTNV

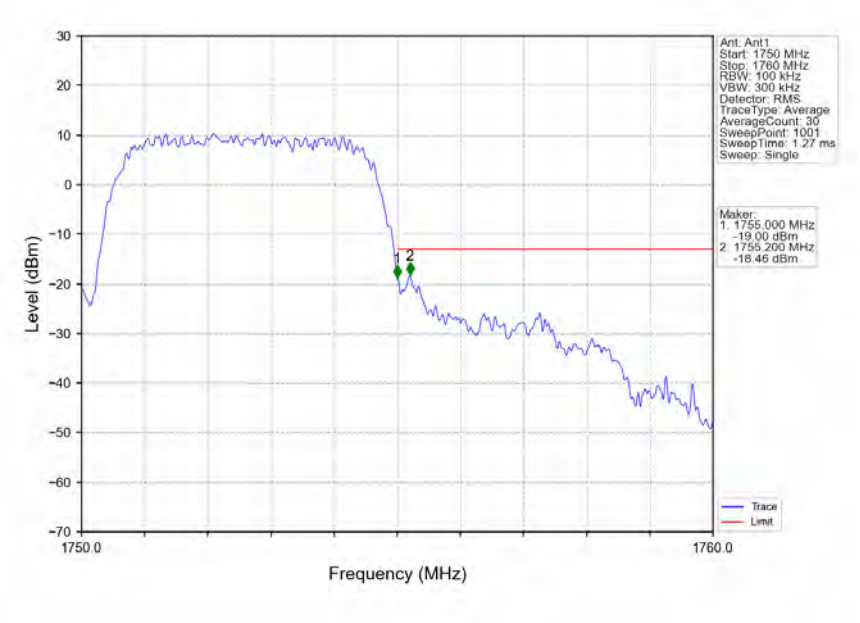

Band4_HSUPA_HCH_1752.6MHz_Subtest 1_NTNV

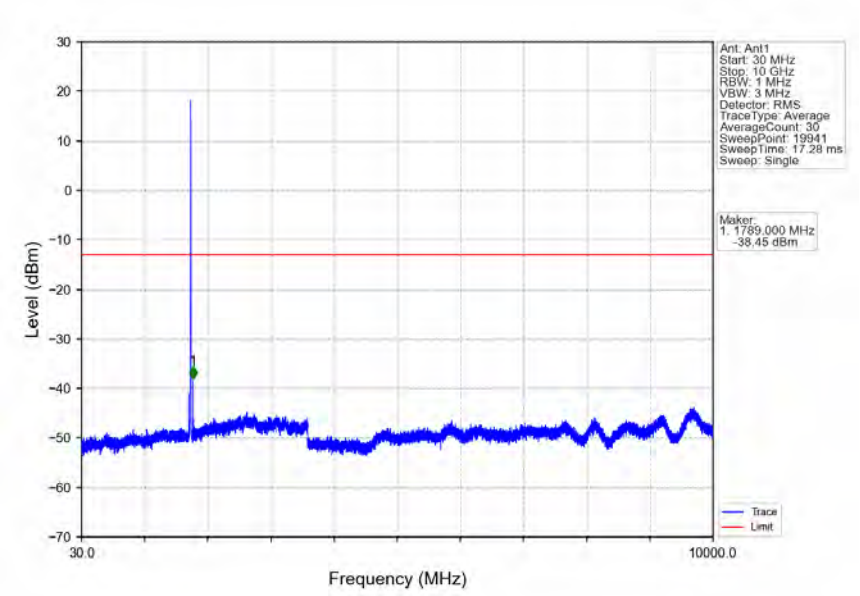

Band4_HSUPA_HCH_1752.6MHz_Subtest 1_NTNV

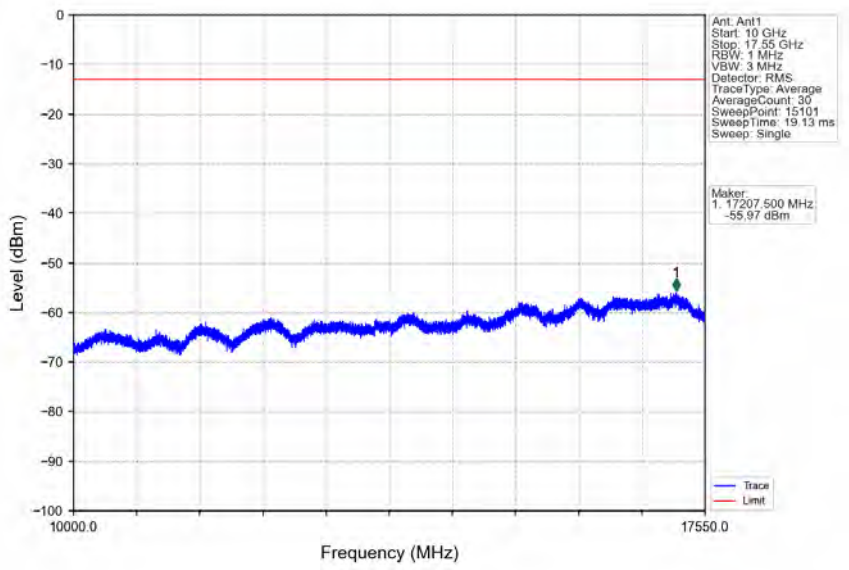

1. Effective (Isotropic) Radiated Power Output Data

1.1 Band5_ERP

1.1.1 Test Result

Band: 5								
ENV	Mode		Frequency (MHz)	Conducted Power (dBm)	Gain (dBi)	ERP (dBm)		Verdict
	Network	Subset				Result	Limit	
NTNV	RMC	12.2kbps RMC	826.4	24.38	-0.36	21.87	<=38.45	Pass
			836.6	24.28	-0.36	21.77	<=38.45	Pass
			846.6	24.20	-0.36	21.69	<=38.45	Pass
	HSDPA	Subtest 1	826.4	22.69	-0.36	20.18	<=38.45	Pass
		Subtest 2	826.4	22.70	-0.36	20.19	<=38.45	Pass
		Subtest 3	826.4	22.71	-0.36	20.20	<=38.45	Pass
		Subtest 4	826.4	22.77	-0.36	20.26	<=38.45	Pass
		Subtest 1	836.6	22.42	-0.36	19.91	<=38.45	Pass
		Subtest 2	836.6	22.52	-0.36	20.01	<=38.45	Pass
		Subtest 3	836.6	22.52	-0.36	20.01	<=38.45	Pass
		Subtest 4	836.6	22.60	-0.36	20.09	<=38.45	Pass
		Subtest 1	846.6	22.65	-0.36	20.14	<=38.45	Pass
		Subtest 2	846.6	22.65	-0.36	20.14	<=38.45	Pass
		Subtest 3	846.6	22.45	-0.36	19.94	<=38.45	Pass
		Subtest 4	846.6	22.62	-0.36	20.11	<=38.45	Pass
	HSUPA	Subtest 1	826.4	21.26	-0.36	18.75	<=38.45	Pass
		Subtest 2	826.4	21.14	-0.36	18.63	<=38.45	Pass
		Subtest 3	826.4	21.31	-0.36	18.80	<=38.45	Pass
		Subtest 4	826.4	21.41	-0.36	18.90	<=38.45	Pass
		Subtest 5	826.4	20.97	-0.36	18.46	<=38.45	Pass
		Subtest 1	836.6	21.00	-0.36	18.49	<=38.45	Pass
		Subtest 2	836.6	20.91	-0.36	18.40	<=38.45	Pass
		Subtest 3	836.6	21.10	-0.36	18.59	<=38.45	Pass
		Subtest 4	836.6	21.09	-0.36	18.58	<=38.45	Pass
		Subtest 5	836.6	20.76	-0.36	18.25	<=38.45	Pass
		Subtest 1	846.6	21.01	-0.36	18.50	<=38.45	Pass
		Subtest 2	846.6	21.10	-0.36	18.59	<=38.45	Pass
		Subtest 3	846.6	20.98	-0.36	18.47	<=38.45	Pass
		Subtest 4	846.6	21.28	-0.36	18.77	<=38.45	Pass
		Subtest 5	846.6	21.09	-0.36	18.58	<=38.45	Pass
Note1: ERP=Conducted Power+Antenna Gain-2.15								

2. Frequency Stability

2.1 Band5

2.1.1 Test Result

Band: 5							
Network	Frequency (MHz)	Temp. (°C)	Voltage (VAC)	Freq. Error (Hz)	Freq. vs. Rated (ppm)		Verdict
					Result	Limit	
RMC	826.4	20	102	1.081	0.0013	-2.5 to 2.5	Pass

			120	1.057	0.0013	-2.5 to 2.5	Pass
			138	1.783	0.0022	-2.5 to 2.5	Pass
		-30	120	0.975	0.0012	-2.5 to 2.5	Pass
		-20	120	0.999	0.0012	-2.5 to 2.5	Pass
		-10	120	1.033	0.0013	-2.5 to 2.5	Pass
		0	120	1.472	0.0018	-2.5 to 2.5	Pass
		10	120	0.921	0.0011	-2.5 to 2.5	Pass
		30	120	1.063	0.0013	-2.5 to 2.5	Pass
		40	120	0.866	0.0010	-2.5 to 2.5	Pass
		50	120	0.815	0.0010	-2.5 to 2.5	Pass
	836.6	20	102	0.559	0.0007	-2.5 to 2.5	Pass
			120	0.573	0.0007	-2.5 to 2.5	Pass
			138	-0.044	-0.0001	-2.5 to 2.5	Pass
		-30	120	0.379	0.0005	-2.5 to 2.5	Pass
		-20	120	0.164	0.0002	-2.5 to 2.5	Pass
		-10	120	0.266	0.0003	-2.5 to 2.5	Pass
		0	120	0.251	0.0003	-2.5 to 2.5	Pass
		10	120	0.305	0.0004	-2.5 to 2.5	Pass
		30	120	0.079	0.0001	-2.5 to 2.5	Pass
		40	120	0.175	0.0002	-2.5 to 2.5	Pass
		50	120	0.109	0.0001	-2.5 to 2.5	Pass
	846.6	20	102	-0.478	-0.0006	-2.5 to 2.5	Pass
			120	-0.182	-0.0002	-2.5 to 2.5	Pass
			138	-0.685	-0.0008	-2.5 to 2.5	Pass
		-30	120	-0.327	-0.0004	-2.5 to 2.5	Pass
		-20	120	-0.406	-0.0005	-2.5 to 2.5	Pass
		-10	120	-0.435	-0.0005	-2.5 to 2.5	Pass
		0	120	-0.729	-0.0009	-2.5 to 2.5	Pass
		10	120	-0.439	-0.0005	-2.5 to 2.5	Pass
		30	120	-0.753	-0.0009	-2.5 to 2.5	Pass
		40	120	-0.630	-0.0007	-2.5 to 2.5	Pass
		50	120	-0.807	-0.0010	-2.5 to 2.5	Pass
HSDPA	826.4	20	102	2.461	0.0030	-2.5 to 2.5	Pass
			120	3.116	0.0038	-2.5 to 2.5	Pass
			138	3.110	0.0038	-2.5 to 2.5	Pass
		-30	120	3.592	0.0043	-2.5 to 2.5	Pass
		-20	120	4.377	0.0053	-2.5 to 2.5	Pass
		-10	120	3.707	0.0045	-2.5 to 2.5	Pass
		0	120	3.181	0.0038	-2.5 to 2.5	Pass
		10	120	5.307	0.0064	-2.5 to 2.5	Pass
		30	120	5.594	0.0068	-2.5 to 2.5	Pass
		40	120	3.006	0.0036	-2.5 to 2.5	Pass
		50	120	2.998	0.0036	-2.5 to 2.5	Pass
	836.6	20	102	3.322	0.0040	-2.5 to 2.5	Pass
			120	3.192	0.0038	-2.5 to 2.5	Pass
			138	3.252	0.0039	-2.5 to 2.5	Pass
		-30	120	3.432	0.0041	-2.5 to 2.5	Pass
		-20	120	3.239	0.0039	-2.5 to 2.5	Pass
		-10	120	3.471	0.0041	-2.5 to 2.5	Pass
		0	120	3.032	0.0036	-2.5 to 2.5	Pass
		10	120	3.352	0.0040	-2.5 to 2.5	Pass
		30	120	3.151	0.0038	-2.5 to 2.5	Pass

		40	120	3.072	0.0037	-2.5 to 2.5	Pass
		50	120	3.110	0.0037	-2.5 to 2.5	Pass
	846.6	20	102	-1.378	-0.0016	-2.5 to 2.5	Pass
			120	-1.277	-0.0015	-2.5 to 2.5	Pass
			138	-1.163	-0.0014	-2.5 to 2.5	Pass
		-30	120	4.090	0.0048	-2.5 to 2.5	Pass
		-20	120	3.626	0.0043	-2.5 to 2.5	Pass
		-10	120	3.935	0.0046	-2.5 to 2.5	Pass
		0	120	3.995	0.0047	-2.5 to 2.5	Pass
		10	120	3.924	0.0046	-2.5 to 2.5	Pass
		30	120	4.303	0.0051	-2.5 to 2.5	Pass
		40	120	4.234	0.0050	-2.5 to 2.5	Pass
		50	120	3.921	0.0046	-2.5 to 2.5	Pass
HSUPA	826.4	20	102	1.599	0.0019	-2.5 to 2.5	Pass
			120	1.783	0.0022	-2.5 to 2.5	Pass
			138	2.031	0.0025	-2.5 to 2.5	Pass
		-30	120	2.228	0.0027	-2.5 to 2.5	Pass
		-20	120	0.606	0.0007	-2.5 to 2.5	Pass
		-10	120	1.743	0.0021	-2.5 to 2.5	Pass
		0	120	0.185	0.0002	-2.5 to 2.5	Pass
		10	120	0.464	0.0006	-2.5 to 2.5	Pass
		30	120	1.995	0.0024	-2.5 to 2.5	Pass
		40	120	1.136	0.0014	-2.5 to 2.5	Pass
		50	120	0.960	0.0012	-2.5 to 2.5	Pass
	836.6	20	102	0.375	0.0004	-2.5 to 2.5	Pass
			120	0.243	0.0003	-2.5 to 2.5	Pass
			138	0.366	0.0004	-2.5 to 2.5	Pass
		-30	120	0.264	0.0003	-2.5 to 2.5	Pass
		-20	120	0.135	0.0002	-2.5 to 2.5	Pass
		-10	120	0.686	0.0008	-2.5 to 2.5	Pass
		0	120	-0.135	-0.0002	-2.5 to 2.5	Pass
		10	120	0.401	0.0005	-2.5 to 2.5	Pass
		30	120	0.008	0.0000	-2.5 to 2.5	Pass
		40	120	-0.212	-0.0003	-2.5 to 2.5	Pass
		50	120	-0.169	-0.0002	-2.5 to 2.5	Pass
	846.6	20	102	-1.467	-0.0017	-2.5 to 2.5	Pass
			120	-1.066	-0.0013	-2.5 to 2.5	Pass
			138	-0.469	-0.0006	-2.5 to 2.5	Pass
		-30	120	-0.498	-0.0006	-2.5 to 2.5	Pass
		-20	120	-0.701	-0.0008	-2.5 to 2.5	Pass
		-10	120	-0.434	-0.0005	-2.5 to 2.5	Pass
		0	120	-1.070	-0.0013	-2.5 to 2.5	Pass
		10	120	-0.867	-0.0010	-2.5 to 2.5	Pass
		30	120	-0.452	-0.0005	-2.5 to 2.5	Pass
		40	120	-0.933	-0.0011	-2.5 to 2.5	Pass
		50	120	-0.926	-0.0011	-2.5 to 2.5	Pass

3. 99% & 26dB Bandwidth

3.1 Band5_OBW

3.1.1 Test Result

Band: 5						
ENV	Mode		Frequency (MHz)	99% Occupied Bandwidth (MHz)		Verdict
	Network	Subset		Result	Limit	
NTNV	RMC	12.2kbps RMC	826.4	4.138	/	Pass
			836.6	4.127	/	Pass
			846.6	4.145	/	Pass
	HSDPA	Subtest 1	826.4	4.206	/	Pass
			836.6	4.192	/	Pass
			846.6	4.210	/	Pass
	HSUPA	Subtest 1	826.4	4.197	/	Pass
			836.6	4.197	/	Pass
			846.6	4.200	/	Pass

3.1.2 Test Graph

Band5_RMC_LCH_826.4MHz_12.2kbps RMC_NTNV

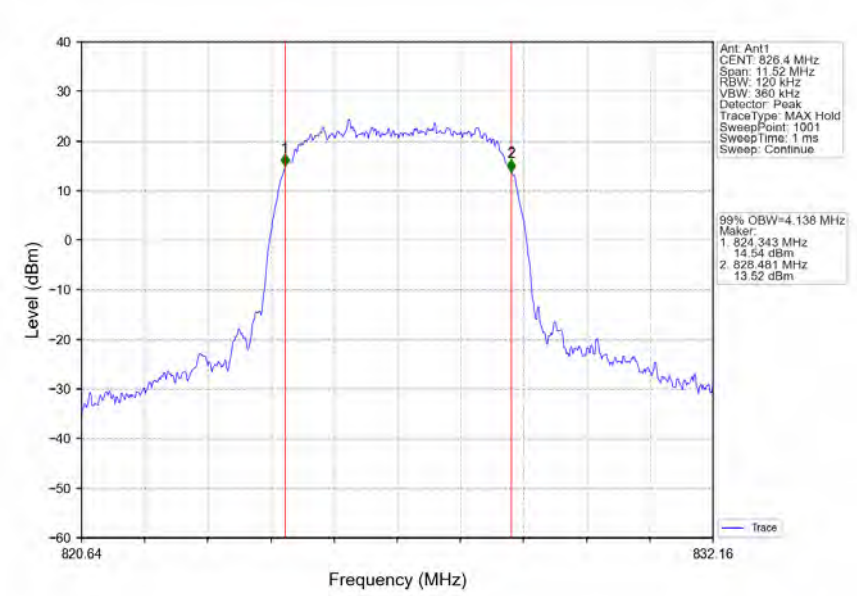

Band5_RMC_MCH_836.6MHz_12.2kbps RMC_NTNV

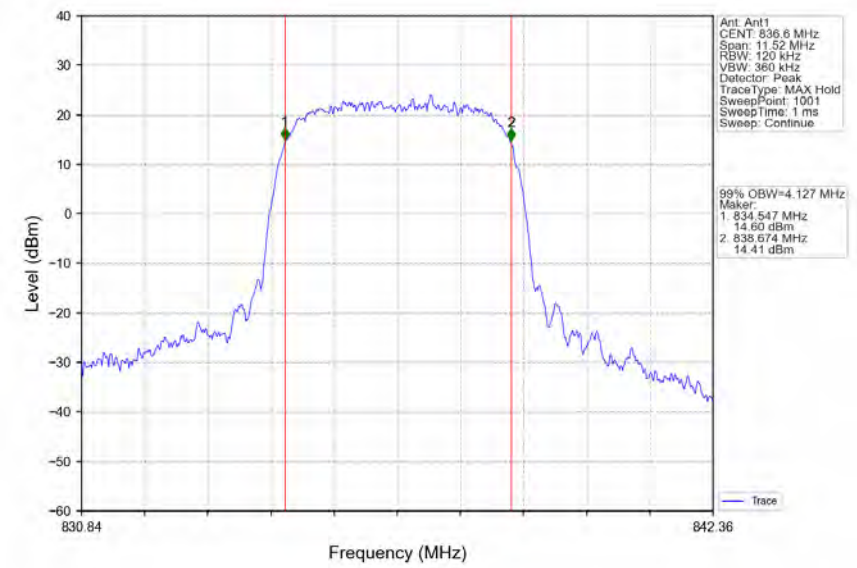

Band5_RMC_HCH_846.6MHz_12.2kbps RMC_NTNV

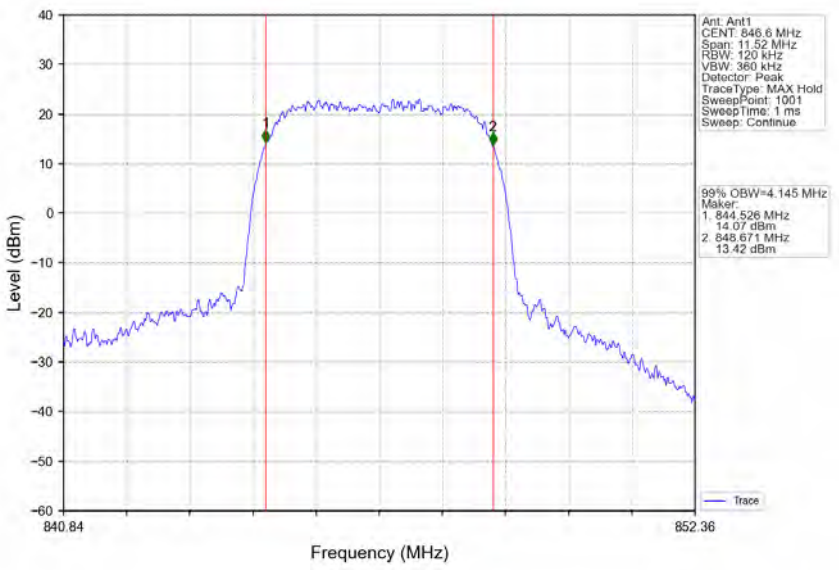

Band5_HSDPA_LCH_826.4MHz_Subtest 1_NTNV

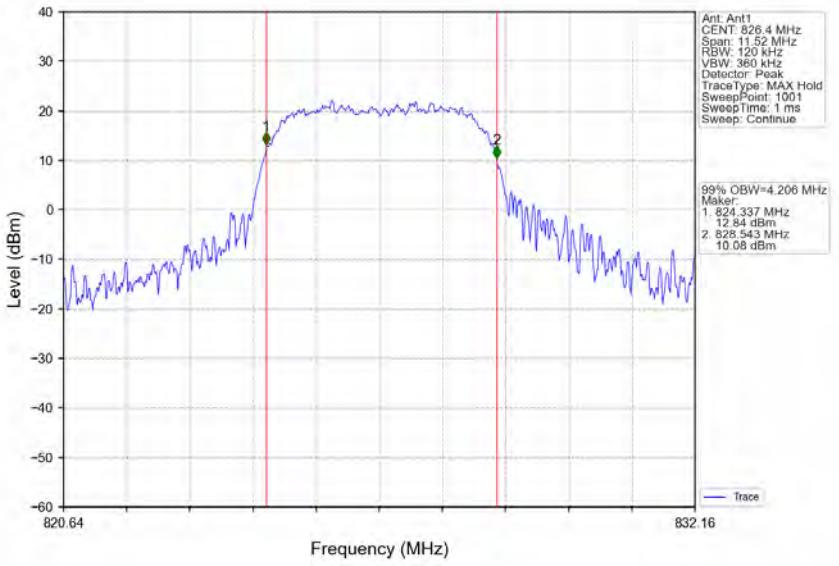

Band5_HSDPA_MCH_836.6MHz_Subtest 1_NTNV

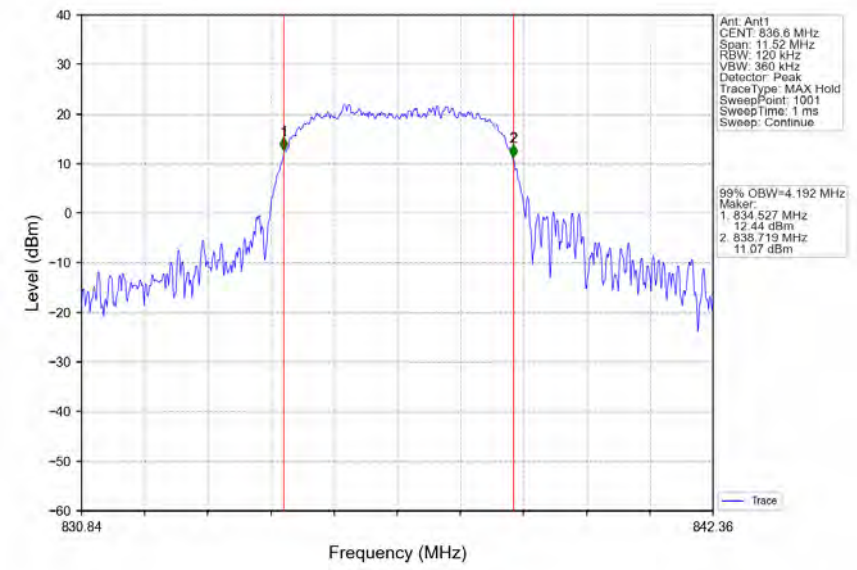

Band5_HSDPA_HCH_846.6MHz_Subtest 1_NTNV

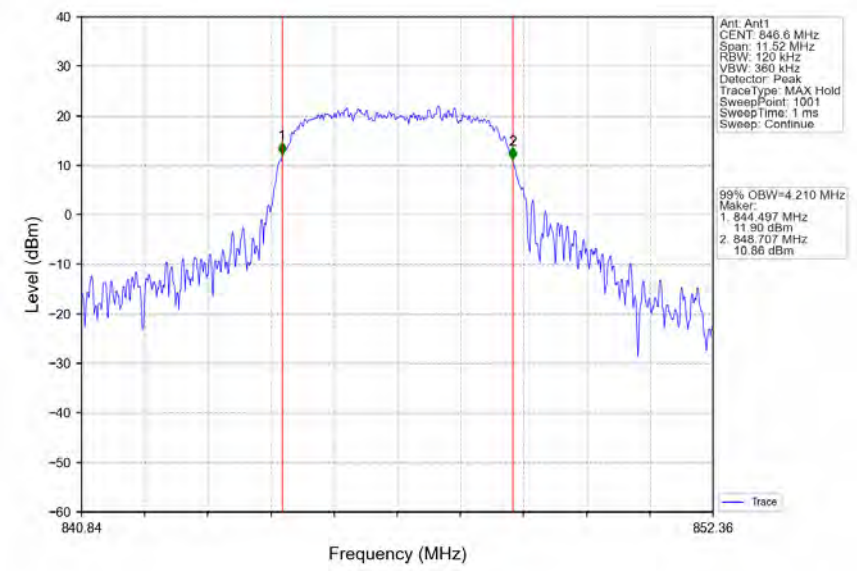

Band5_HSUPA_LCH_826.4MHz_Subtest 1_NTNV

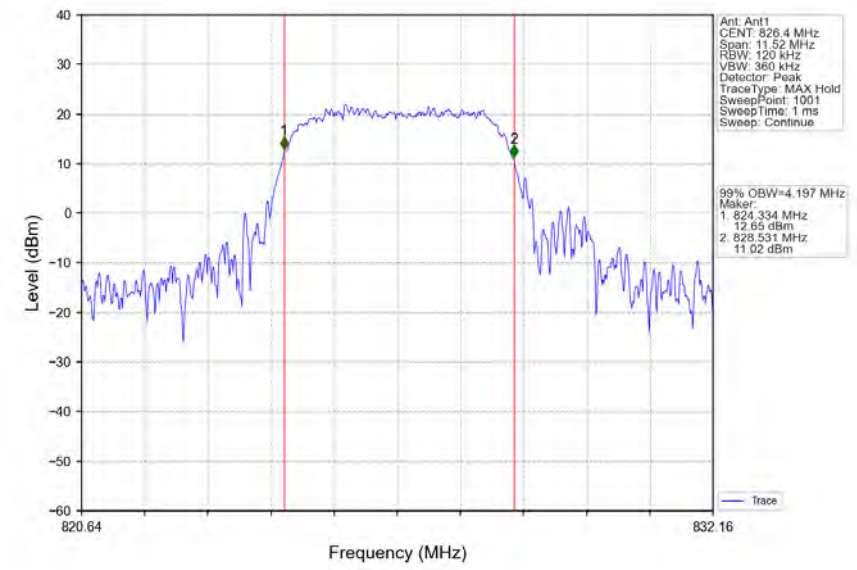

Band5_HSUPA_MCH_836.6MHz_Subtest 1_NTNV

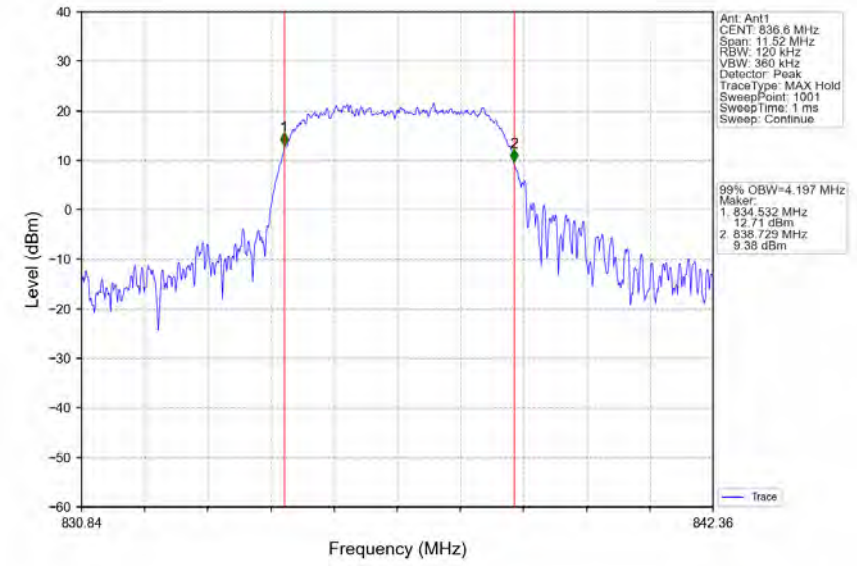

Band5_HSUPA_HCH_846.6MHz_Subtest 1_NTNV

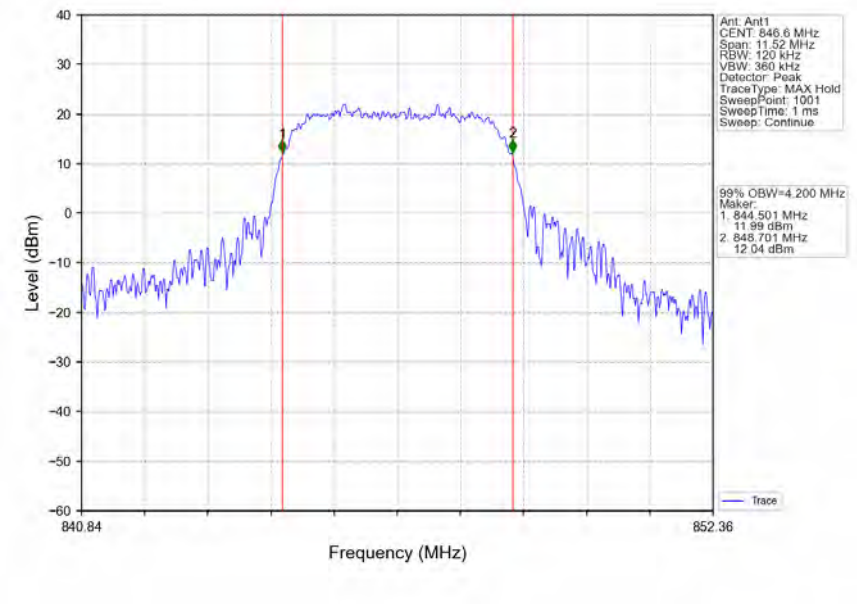

3.2 Band5_XDB

3.2.1 Test Result

Band: 5						
ENV	Mode		Frequency (MHz)	26dB Bandwidth (MHz)		Verdict
	Network	Subset		Result	Limit	
NTNV	RMC	12.2kbps RMC	826.4	4.729	/	Pass
			836.6	4.727	/	Pass
			846.6	4.751	/	Pass
	HSDPA	Subtest 1	826.4	6.444	/	Pass
			836.6	5.975	/	Pass
			846.6	6.278	/	Pass
	HSUPA	Subtest 1	826.4	6.301	/	Pass
			836.6	6.245	/	Pass
			846.6	6.117	/	Pass

3.2.2 Test Graph

Band5_RMC_LCH_826.4MHz_12.2kbps RMC_NTNV

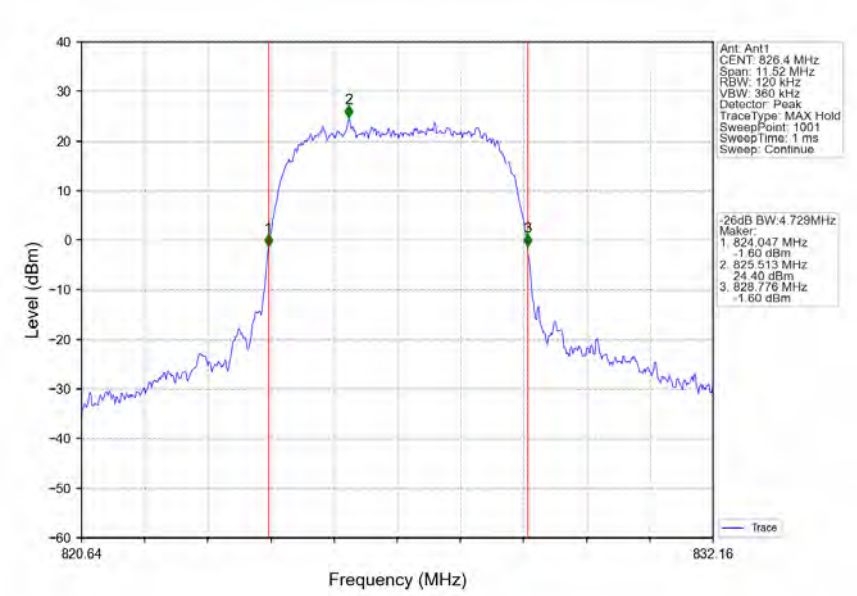

Band5_RMC_MCH_836.6MHz_12.2kbps RMC_NTNV

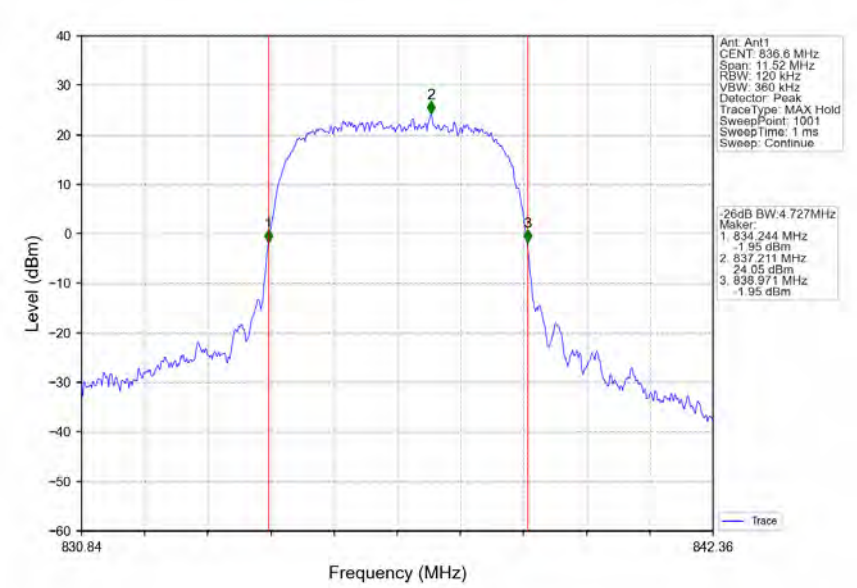

Band5_RMC_HCH_846.6MHz_12.2kbps RMC_NTNV

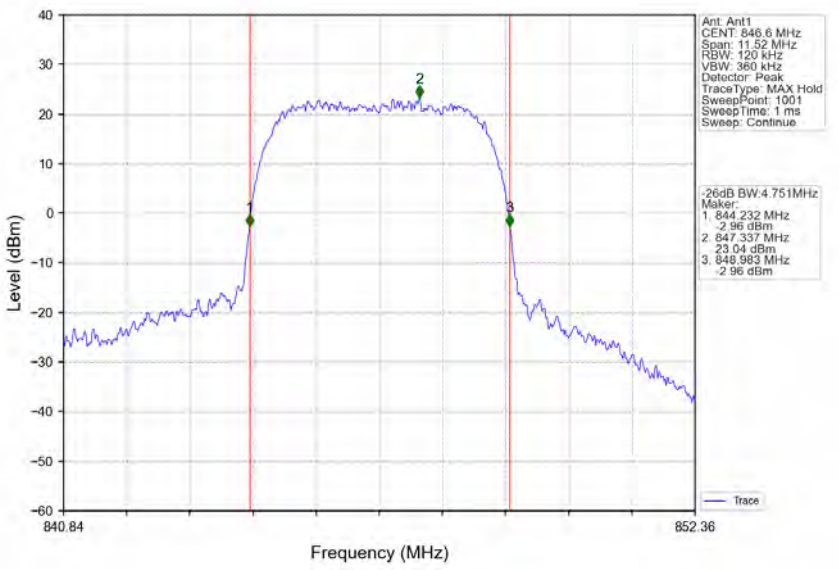

Band5_HSDPA_LCH_826.4MHz_Subtest 1_NTNV

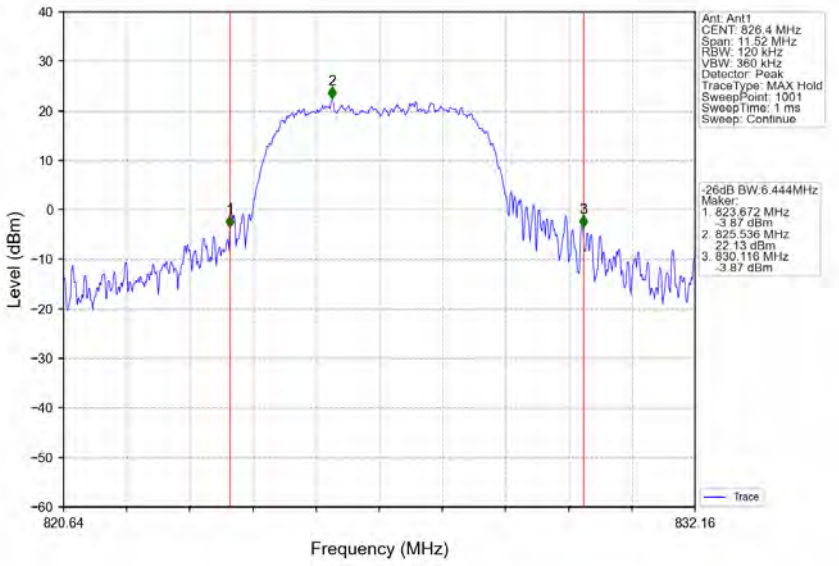

Band5_HSDPA_MCH_836.6MHz_Subtest 1_NTNV

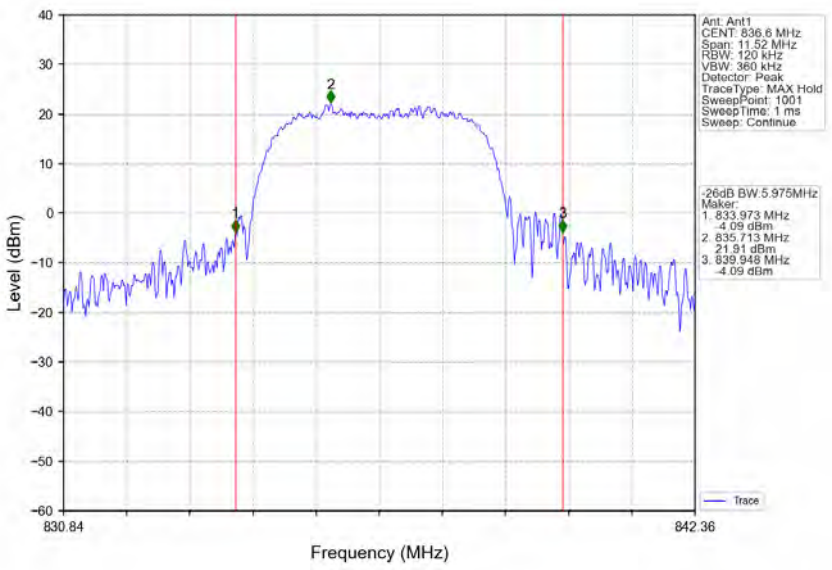

Band5_HSDPA_HCH_846.6MHz_Subtest 1_NTNV

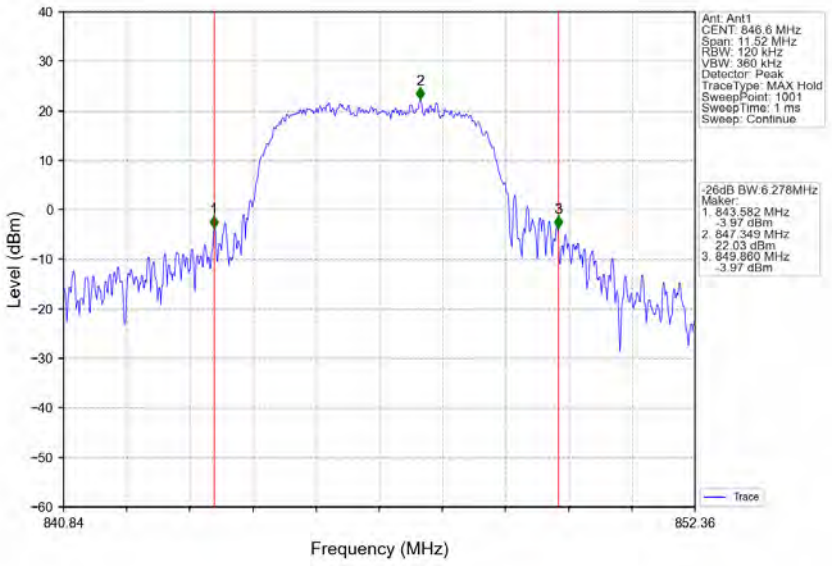

Band5_HSUPA_LCH_826.4MHz_Subtest 1_NTNV

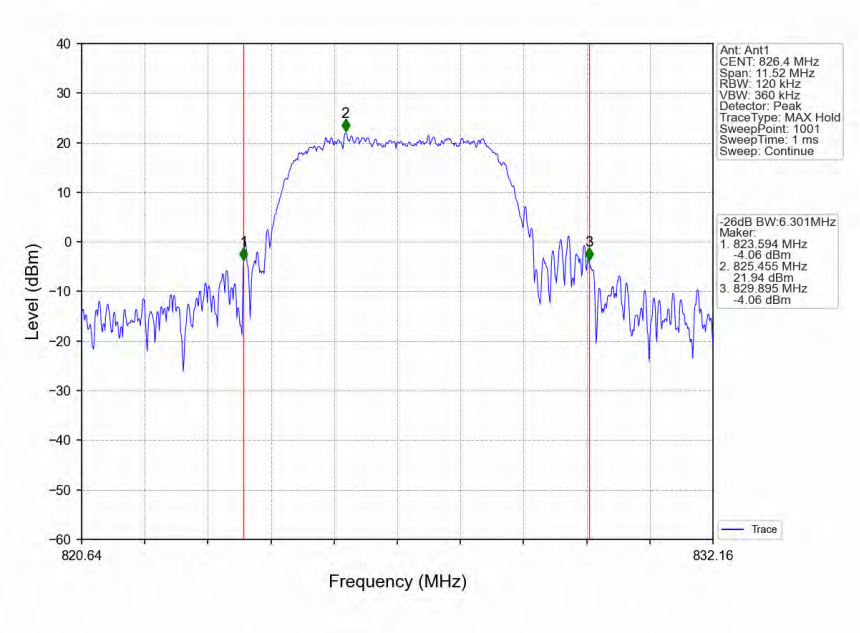

Band5_HSUPA_MCH_836.6MHz_Subtest 1_NTNV

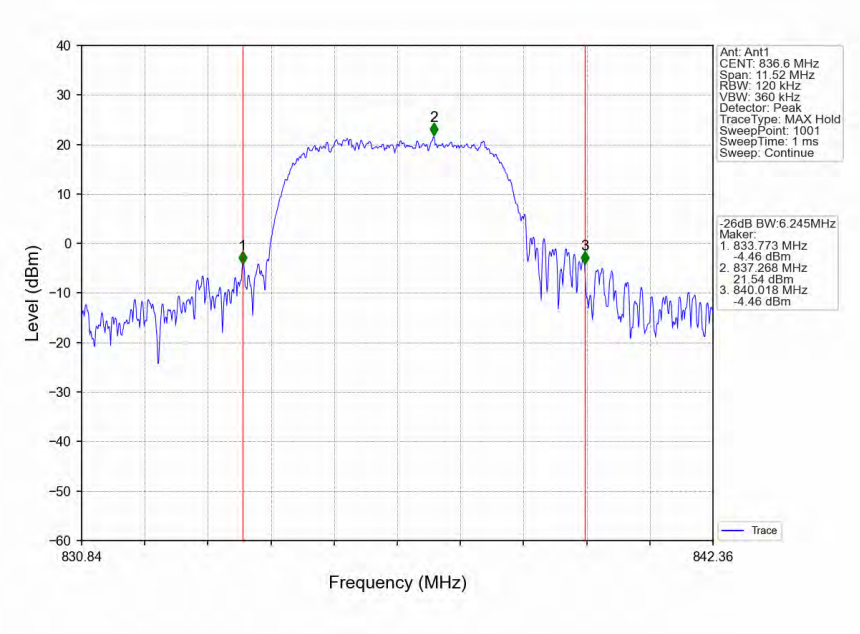

Band5_HSUPA_HCH_846.6MHz_Subtest 1_NTNV

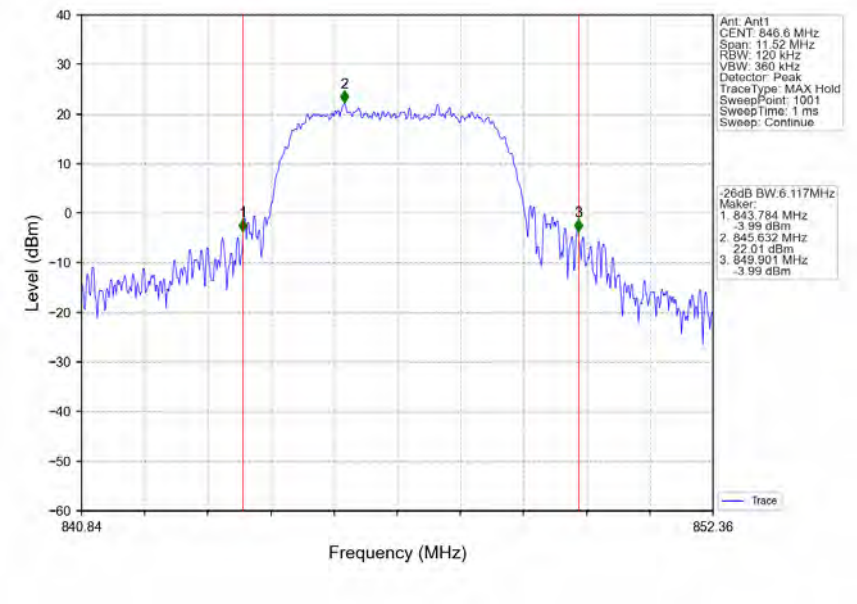

4. Peak-Average Ratio

4.1 Band5

4.1.1 Test Result

Band: 5						
ENV	Mode		Frequency (MHz)	Peak-Average Ratio (dB)		Verdict
	Network	Subset		Result	Limit	
NTNV	RMC	12.2kbps RMC	826.4	2.95	<=13	Pass
			836.6	2.99	<=13	Pass
			846.6	2.94	<=13	Pass
	HSDPA	Subtest 1	826.4	5.75	<=13	Pass
			836.6	5.70	<=13	Pass
			846.6	5.81	<=13	Pass
	HSUPA	Subtest 1	826.4	5.74	<=13	Pass
			836.6	5.74	<=13	Pass
			846.6	5.75	<=13	Pass

4.1.2 Test Graph

Band5_RMC_LCH_826.4MHz_12.2kbps RMC_NTNV

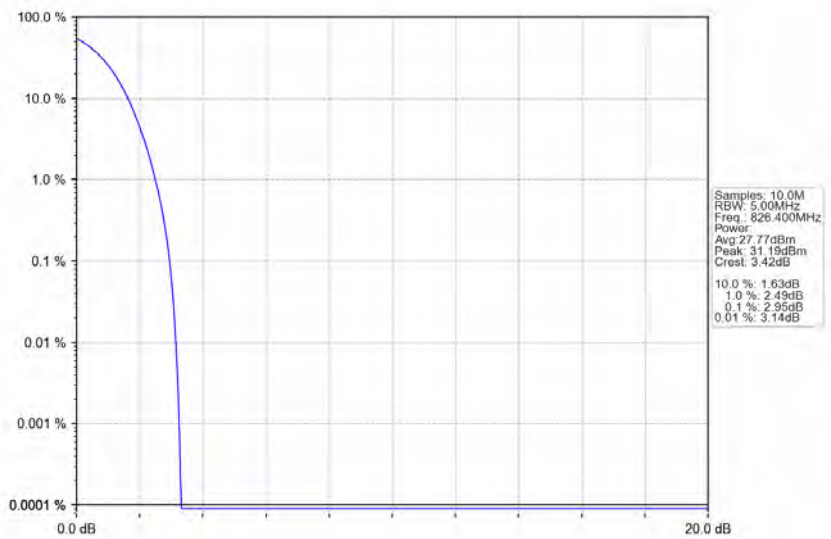

Band5_RMC_MCH_836.6MHz_12.2kbps RMC_NTNV

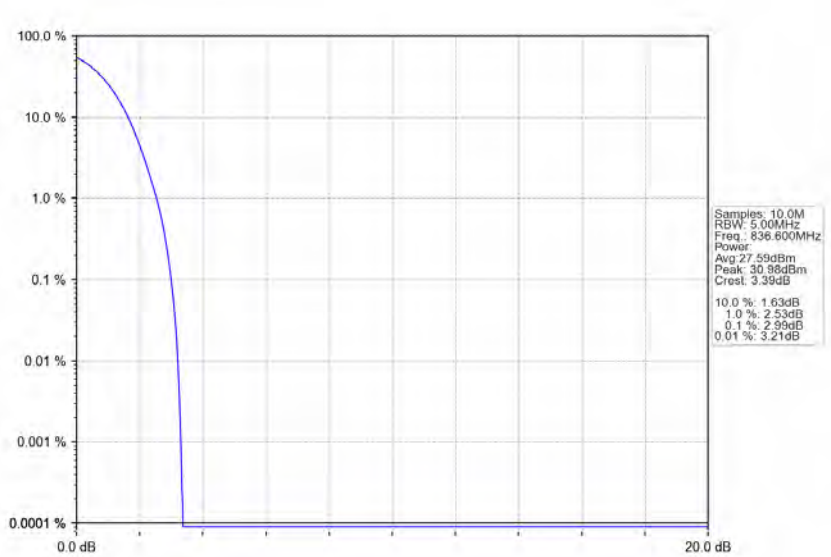

Band5_RMC_HCH_846.6MHz_12.2kbps RMC_NTNV

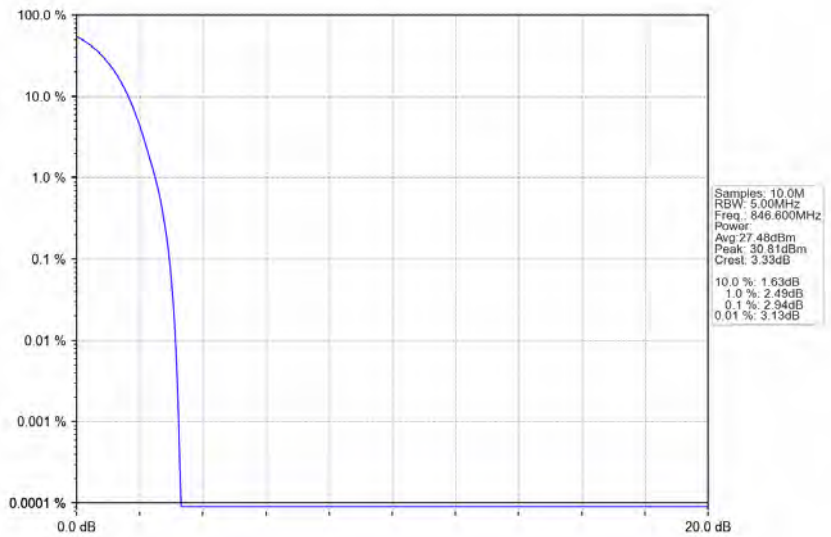

Band5_HSDPA_LCH_826.4MHz_Subtest 1_NTNV

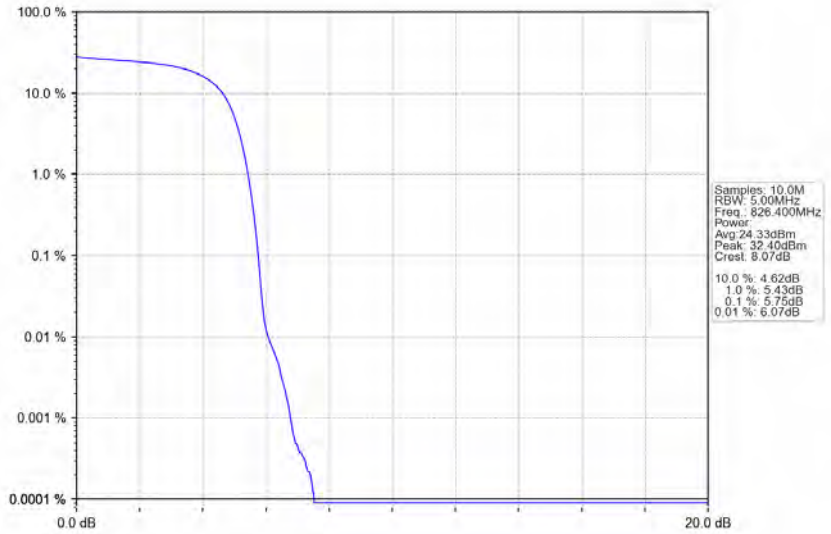

Band5_HSDPA_MCH_836.6MHz_Subtest 1_NTNV

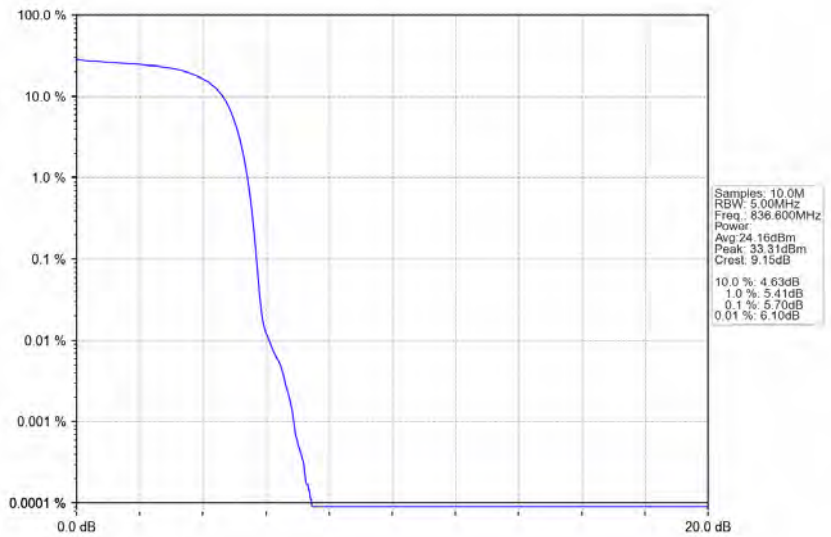

Band5_HSDPA_HCH_846.6MHz_Subtest 1_NTNV

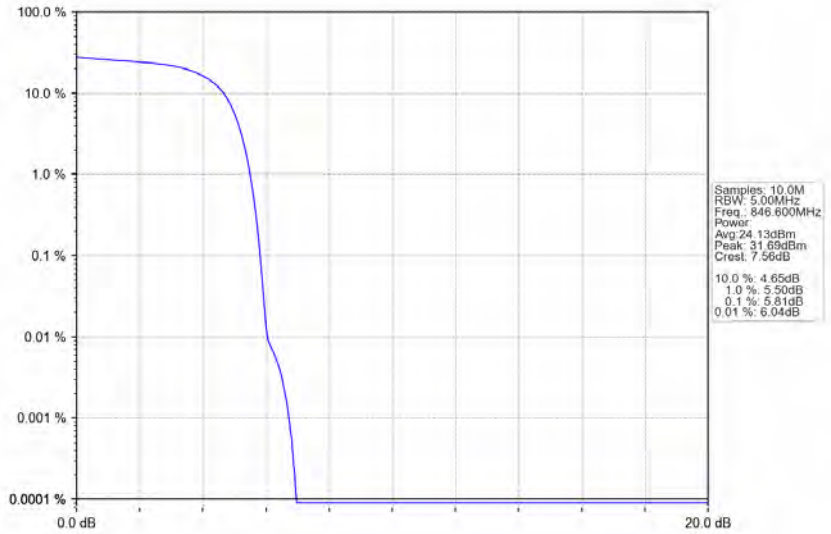

Band5_HSUPA_LCH_826.4MHz_Subtest 1_NTNV

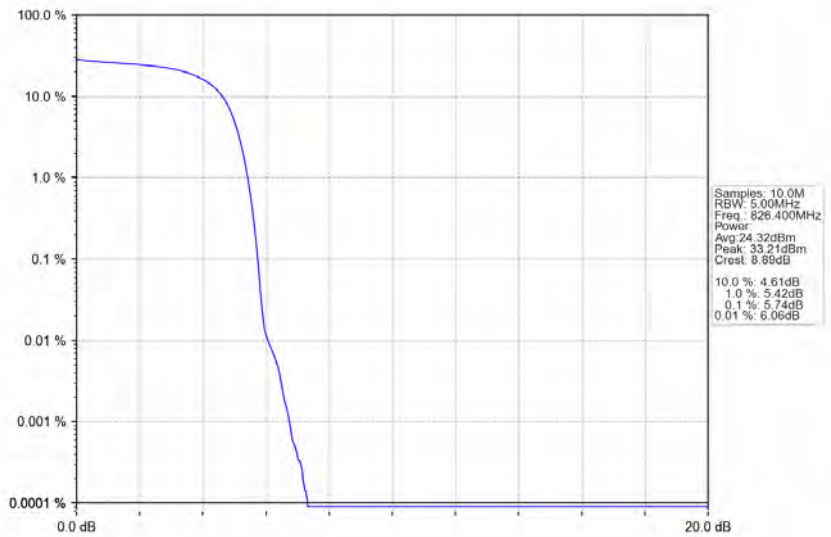

Band5_HSUPA_MCH_836.6MHz_Subtest 1_NTNV

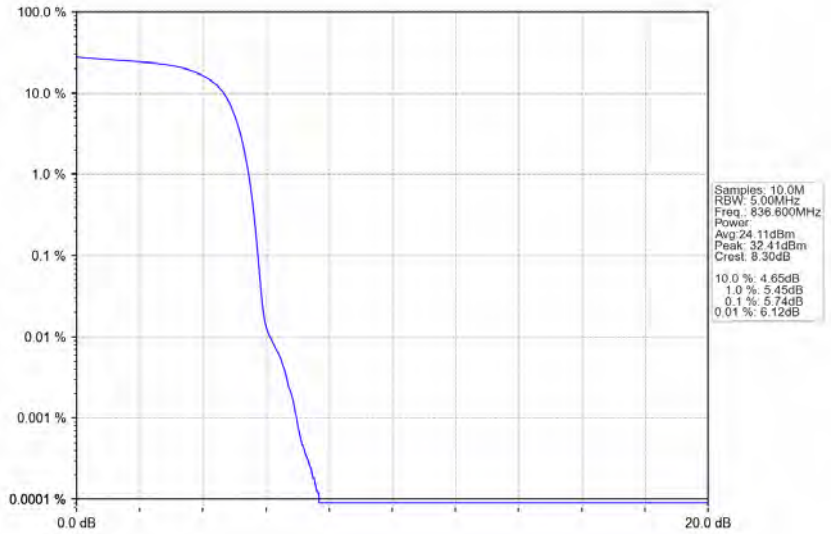

Band5_HSUPA_HCH_846.6MHz_Subtest 1_NTNV

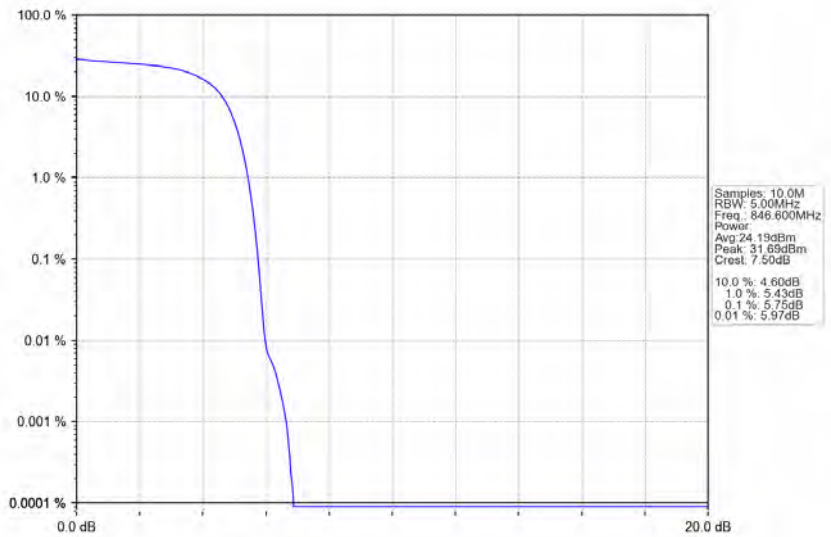

5. Spurious Emission

5.1 Band5

5.1.1 Test Result

Band: 5						
ENV	Mode		Frequency (MHz)	Spurious Emission		Verdict
	Network	Subset		Result	Limit	
NTNV	RMC	12.2kbps RMC	826.4	Refer To Test Graph		Pass
			836.6	Refer To Test Graph		Pass
			846.6	Refer To Test Graph		Pass
	HSDPA	Subtest 1	826.4	Refer To Test Graph		Pass
			836.6	Refer To Test Graph		Pass
			846.6	Refer To Test Graph		Pass
	HSUPA	Subtest 1	826.4	Refer To Test Graph		Pass
			836.6	Refer To Test Graph		Pass
			846.6	Refer To Test Graph		Pass

5.1.2 Test Graph

Band5_RMC_LCH_826.4MHz_12.2kbps RMC_NTNV

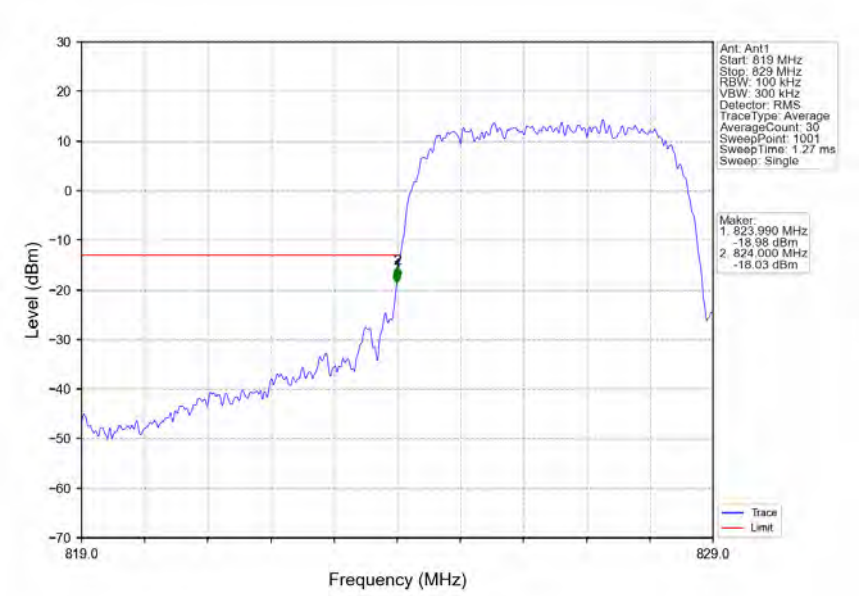

Band5_RMC_LCH_826.4MHz_12.2kbps RMC_NTNV

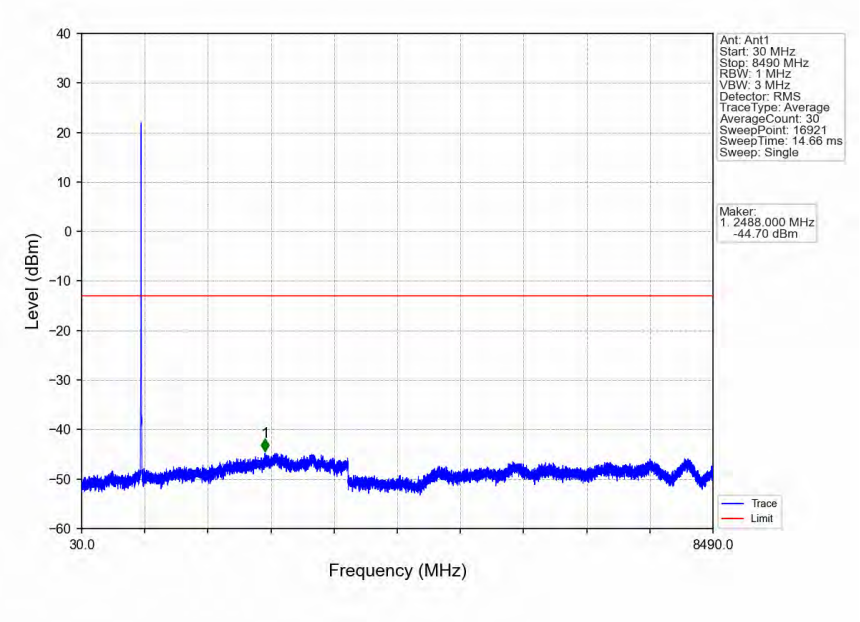

Band5_RMC_MCH_836.6MHz_12.2kbps RMC_NTNV

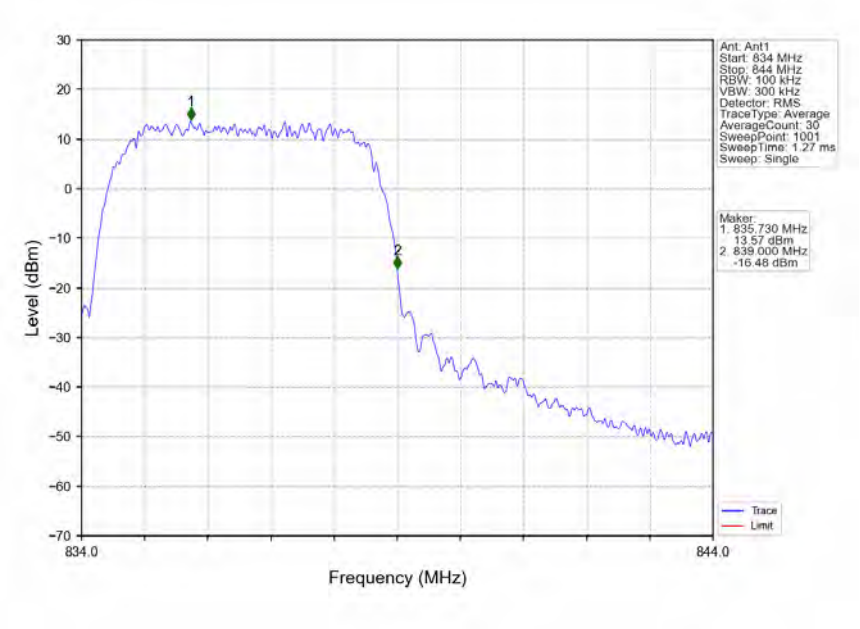

Band5_RMC_MCH_836.6MHz_12.2kbps RMC_NTNV

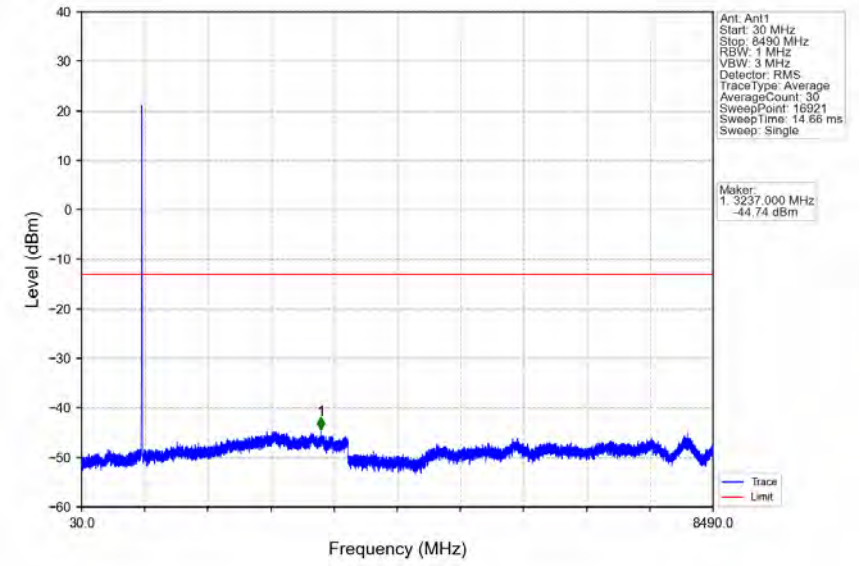

Band5_RMC_HCH_846.6MHz_12.2kbps RMC_NTNV

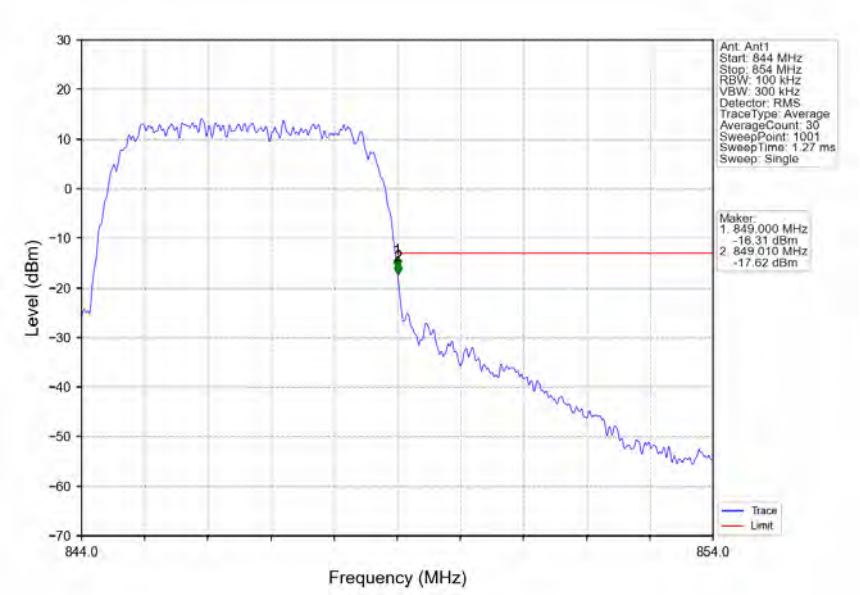

Band5_RMC_HCH_846.6MHz_12.2kbps RMC_NTNV

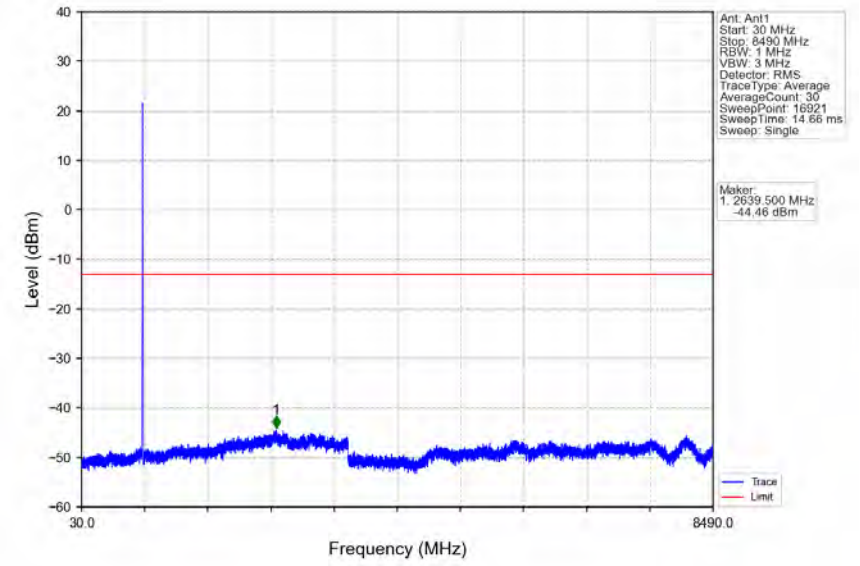

Band5_HSDPA_LCH_826.4MHz_Subtest 1_NTNV

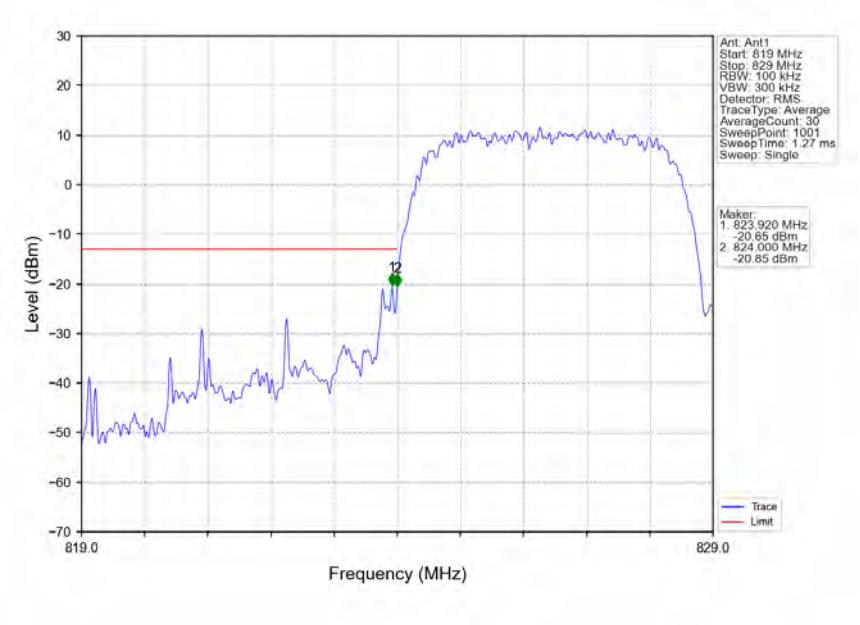

Band5_HSDPA_LCH_826.4MHz_Subtest 1_NTNV

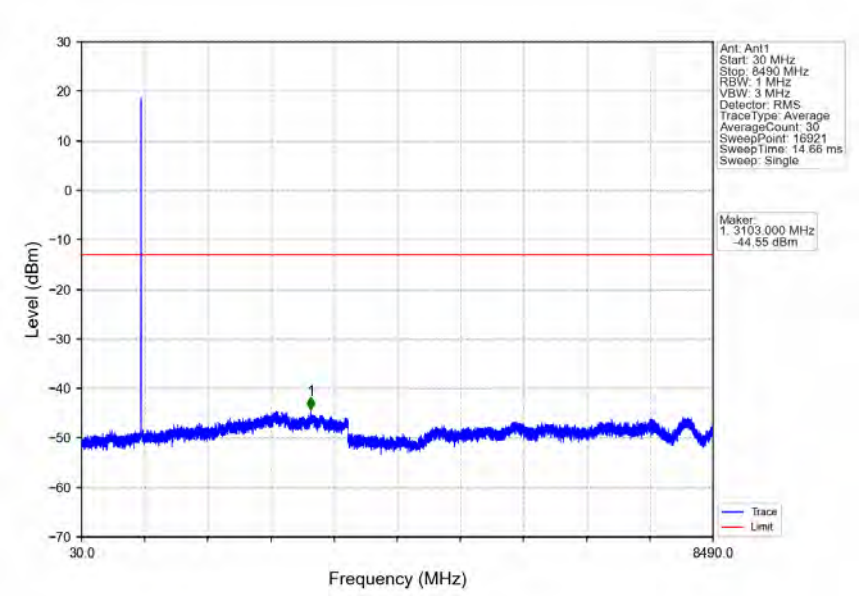

Band5_HSDPA_MCH_836.6MHz_Subtest 1_NTNV

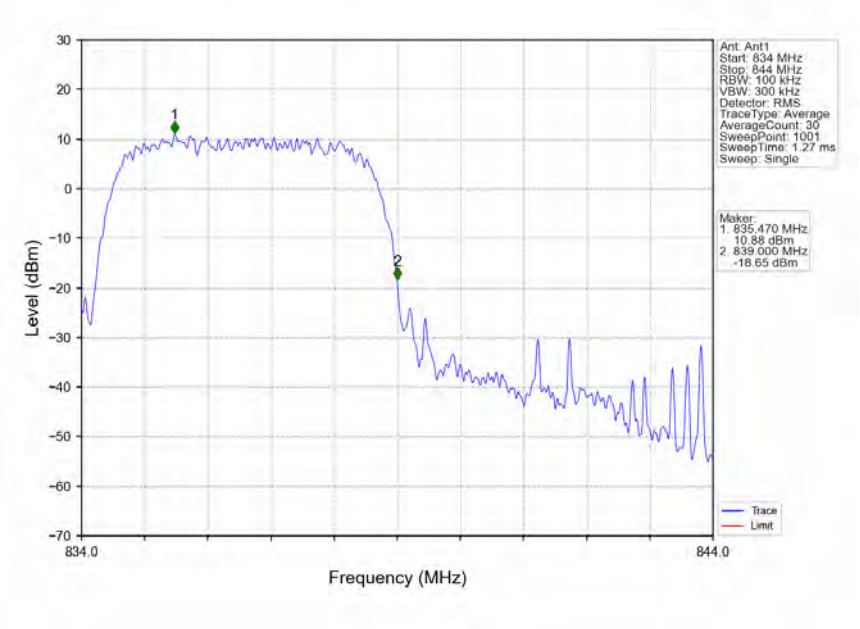

Band5_HSDPA_MCH_836.6MHz_Subtest 1_NTNV

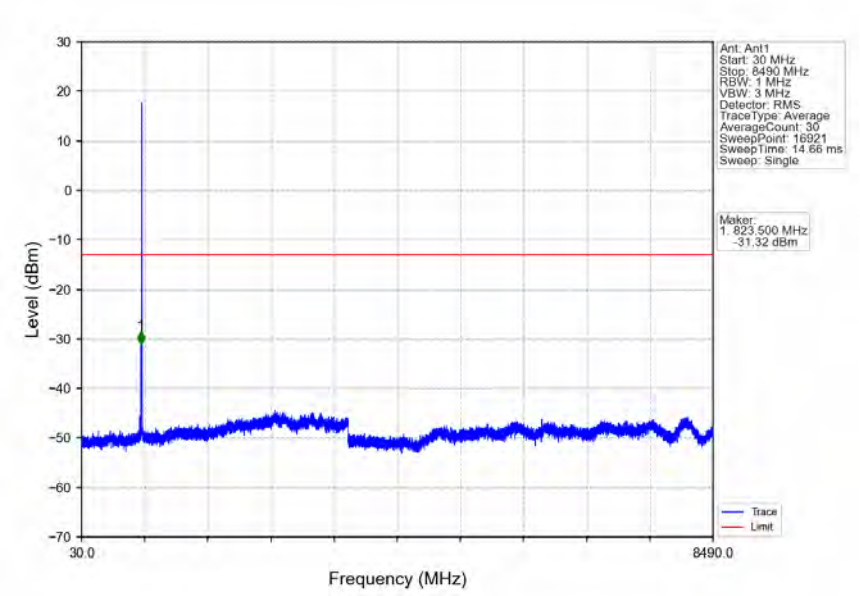

Band5_HSDPA_HCH_846.6MHz_Subtest 1_NTNV

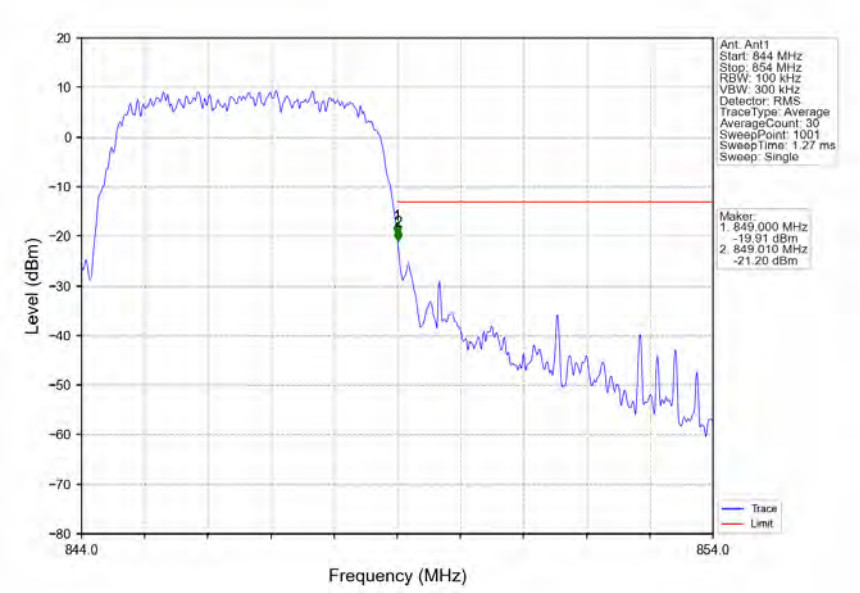

Band5_HSDPA_HCH_846.6MHz_Subtest 1_NTNV

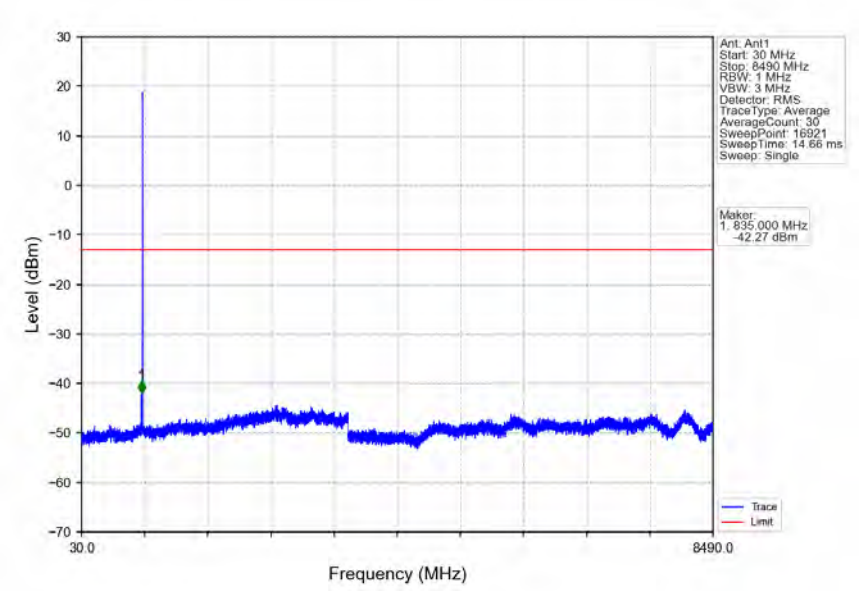

Band5_HSUPA_LCH_826.4MHz_Subtest 1_NTNV

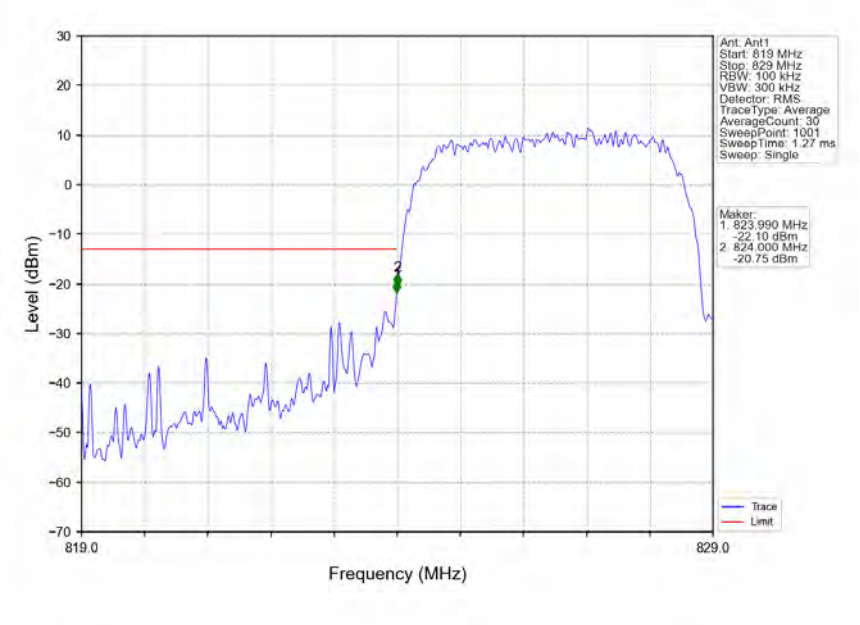

Band5_HSUPA_LCH_826.4MHz_Subtest 1_NTNV

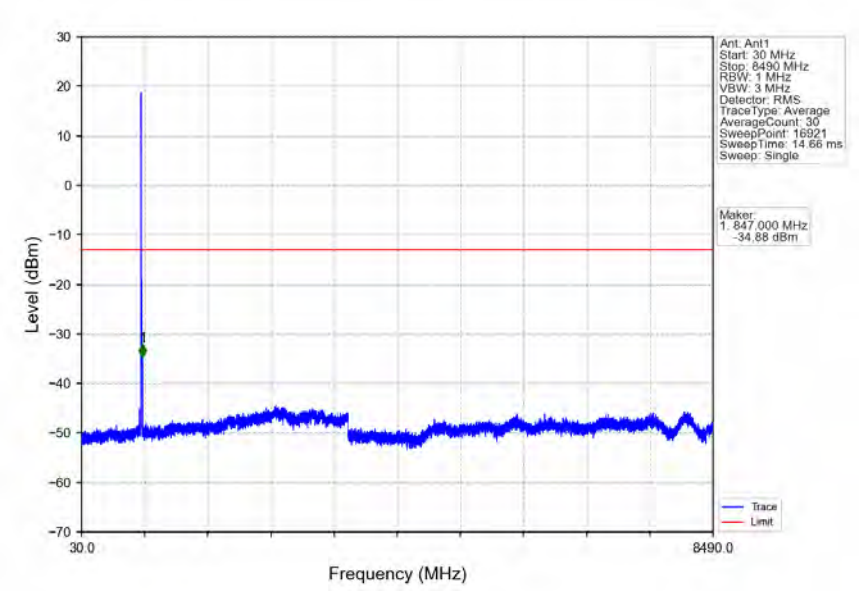

Band5_HSUPA_MCH_836.6MHz_Subtest 1_NTNV

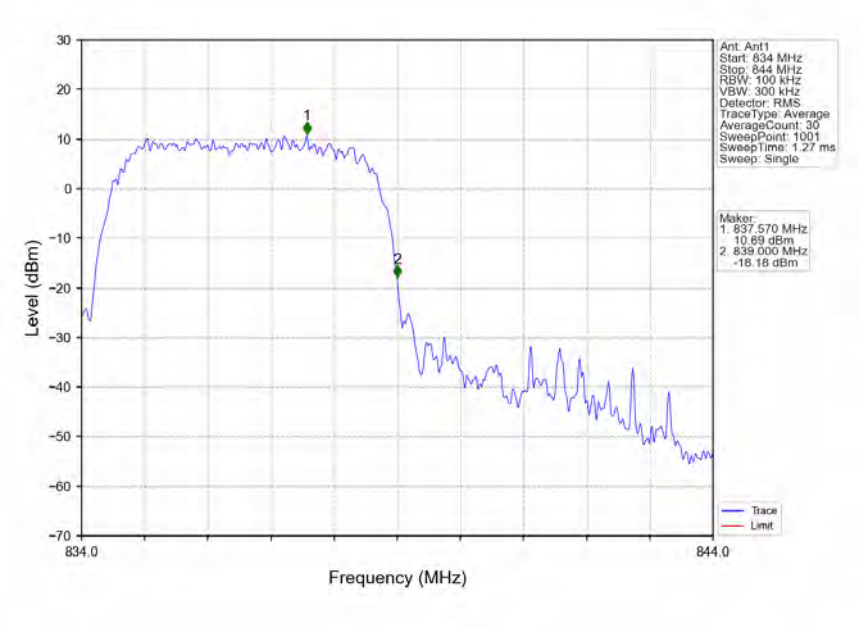

Band5_HSUPA_MCH_836.6MHz_Subtest 1_NTNV

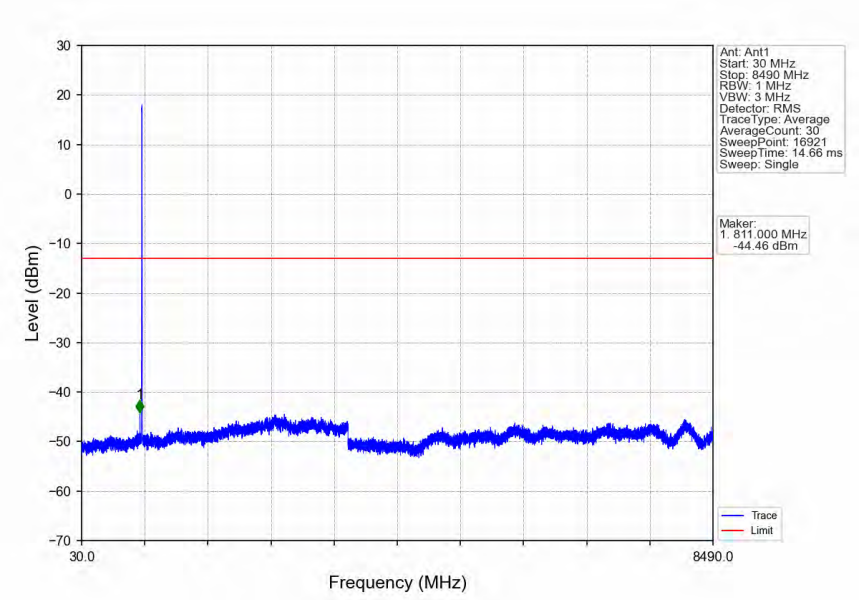

Band5_HSUPA_HCH_846.6MHz_Subtest 1_NTNV

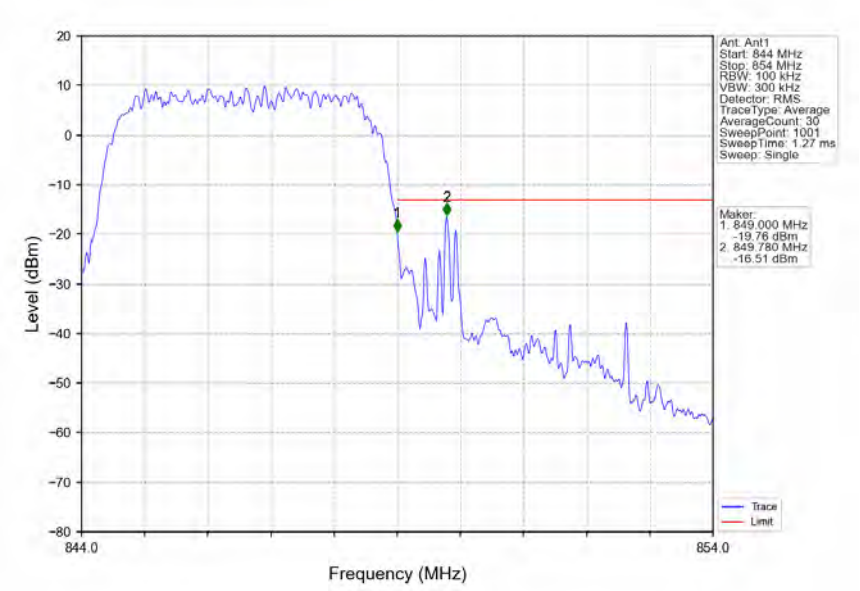

Band5_HSUPA_HCH_846.6MHz_Subtest 1_NTNV

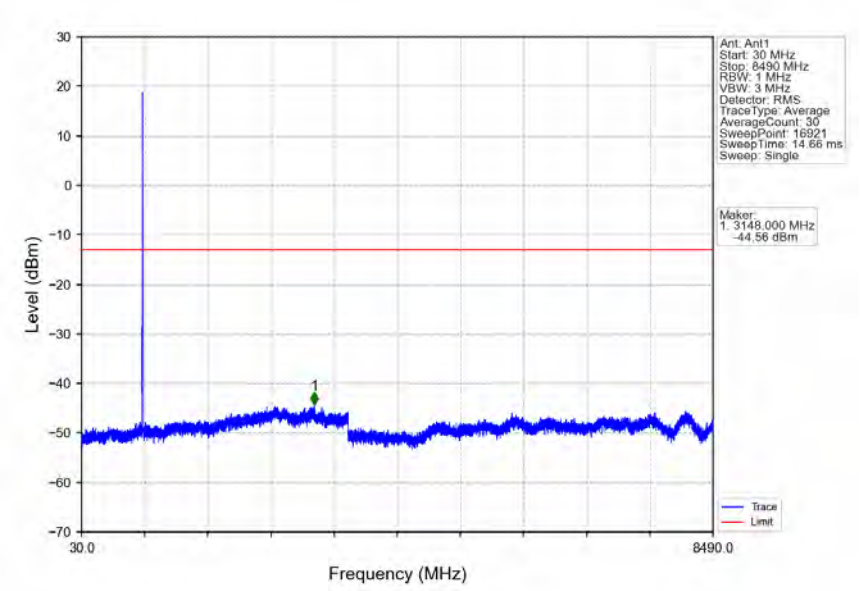

- End of the Report -