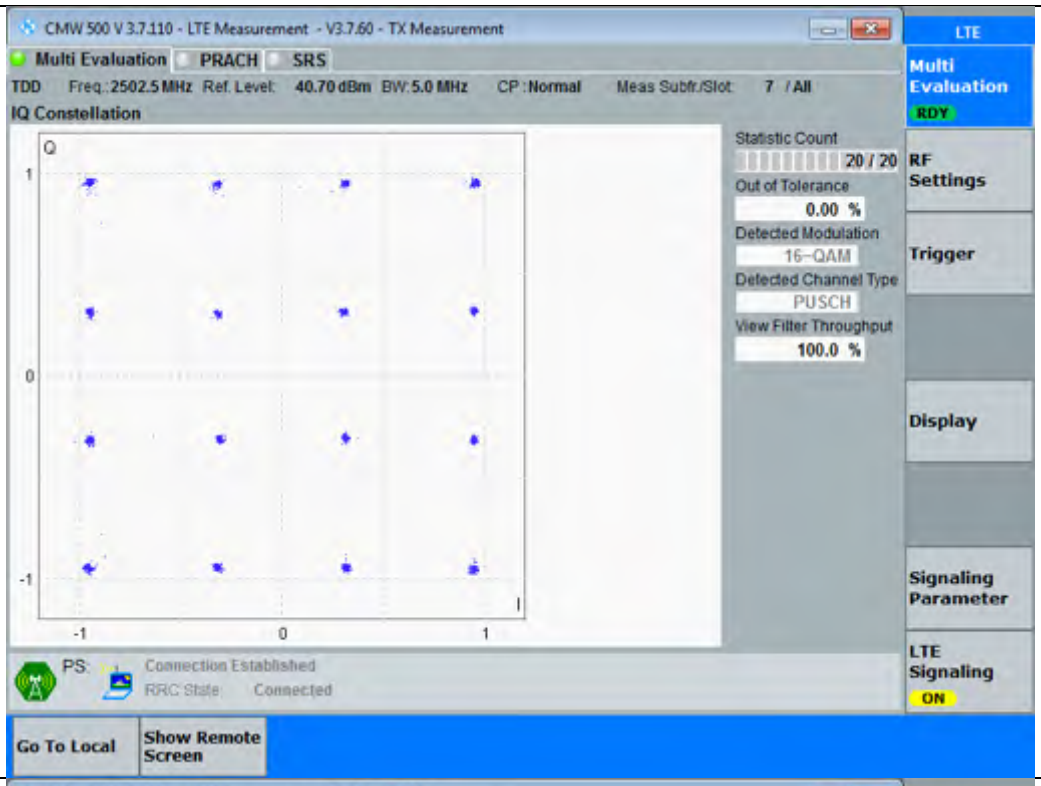
CMW 500 V 3.7.110 - LTE Measurement - V3.7.60 - TX Measurement
Multi Evaluation
PRACH
SRS
TDD Freq.:2502.5 MHz Ref. Level: 40.70 dBm BW:5.0 MHz CP:Normal Meas Subfr./Slot: 7 / All
IQ Constellation
Statistic Count
20 / 20
Out of Tolerance
0.00 %
Detected Modulation
16-QAM
Detected Channel Type
PUSCH
View Filter Throughput
100.0 %
LTE
Multi Evaluation
RDY
RF Settings
Trigger
Display
Signaling Parameter
LTE Signaling
ON
PS:
Connection Established
RRC State: Connected
Go To Local
Show Remote Screen

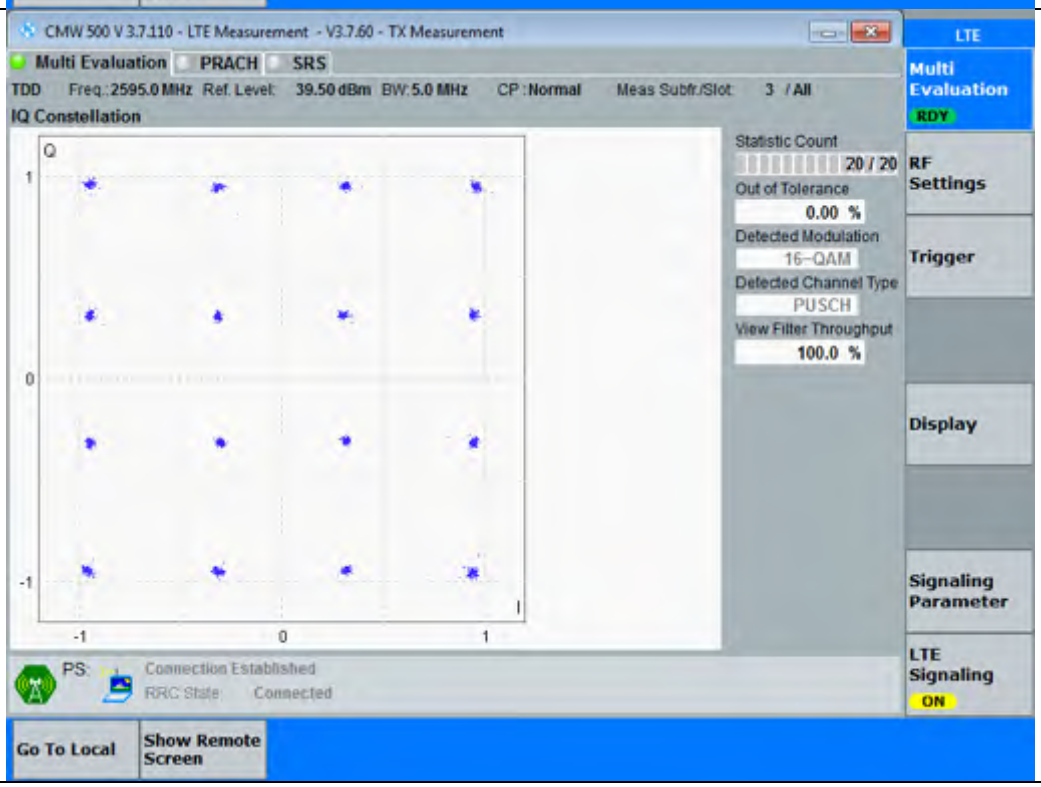
CMW 500 V 3.7.110 - LTE Measurement - V3.7.60 - TX Measurement
Multi Evaluation
PRACH
SRS
TDD Freq.:2595.0 MHz Ref. Level: 39.50 dBm BW:5.0 MHz CP:Normal Meas Subfr./Slot: 3 / All
IQ Constellation
Statistic Count
20 / 20
Out of Tolerance
0.00 %
Detected Modulation
16-QAM
Detected Channel Type
PUSCH
View Filter Throughput
100.0 %
LTE
Multi Evaluation
RDY
RF Settings
Trigger
Display
Signaling Parameter
LTE Signaling
ON
PS:
Connection Established
RRC State: Connected
Go To Local
Show Remote Screen

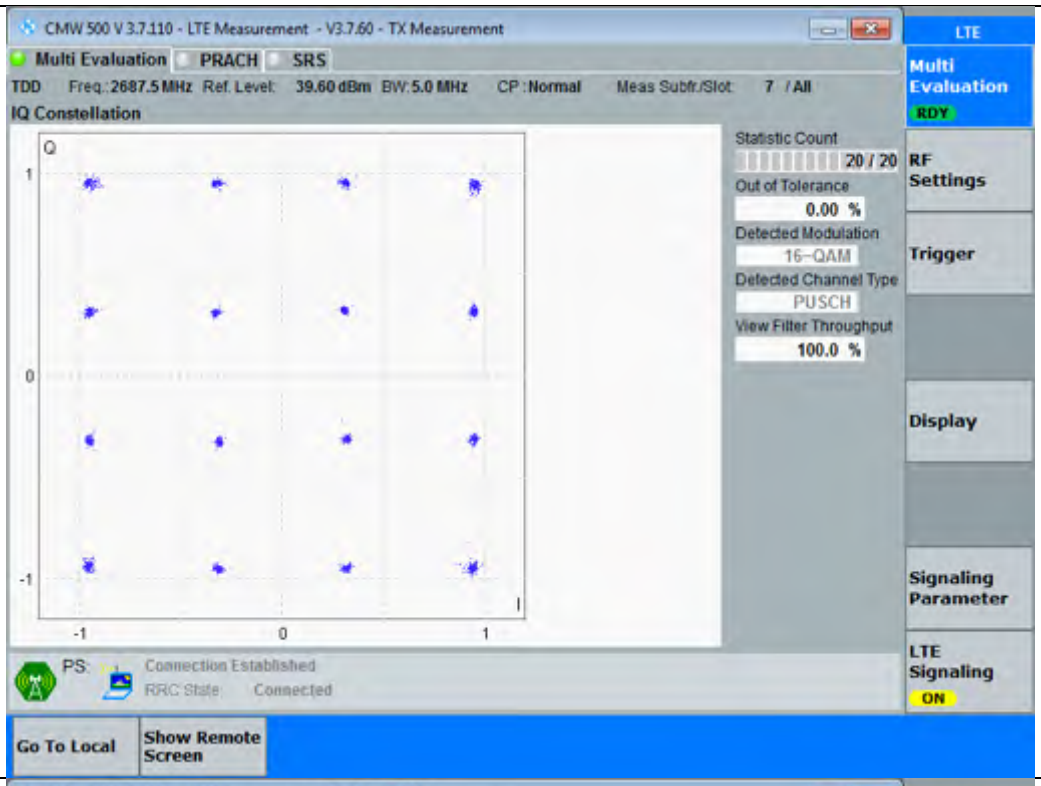
CMW 500 V 3.7.110 - LTE Measurement - V3.7.60 - TX Measurement
Multi Evaluation
PRACH
SRS
TDD Freq.:2687.5 MHz Ref. Level: 39.60 dBm BW:5.0 MHz CP:Normal Meas Subfr./Slot: 7 / All
IQ Constellation
Statistic Count
20 / 20
Out of Tolerance
0.00 %
Detected Modulation
16-QAM
Detected Channel Type
PUSCH
View Filter Throughput
100.0 %
PS:
Connection Established
RRC State: Connected
LTE
Multi Evaluation
RDY
RF Settings
Trigger
Display
Signaling Parameter
LTE Signaling
ON
Go To Local
Show Remote Screen

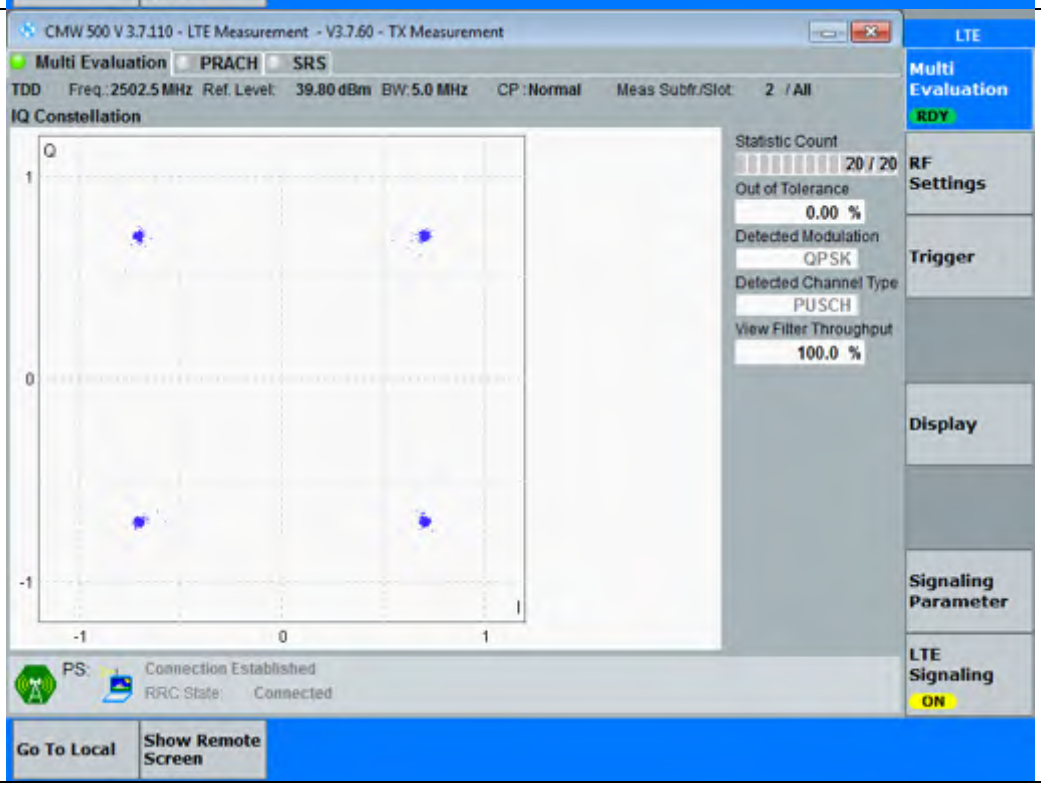
CMW 500 V 3.7.110 - LTE Measurement - V3.7.60 - TX Measurement
Multi Evaluation
PRACH
SRS
TDD Freq.:2502.5 MHz Ref. Level: 39.80 dBm BW:5.0 MHz CP:Normal Meas Subfr./Slot: 2 / All
IQ Constellation
Statistic Count
20 / 20
Out of Tolerance
0.00 %
Detected Modulation
QPSK
Detected Channel Type
PUSCH
View Filter Throughput
100.0 %
PS:
Connection Established
RRC State: Connected
LTE
Multi Evaluation
RDY
RF Settings
Trigger
Display
Signaling Parameter
LTE Signaling
ON
Go To Local
Show Remote Screen

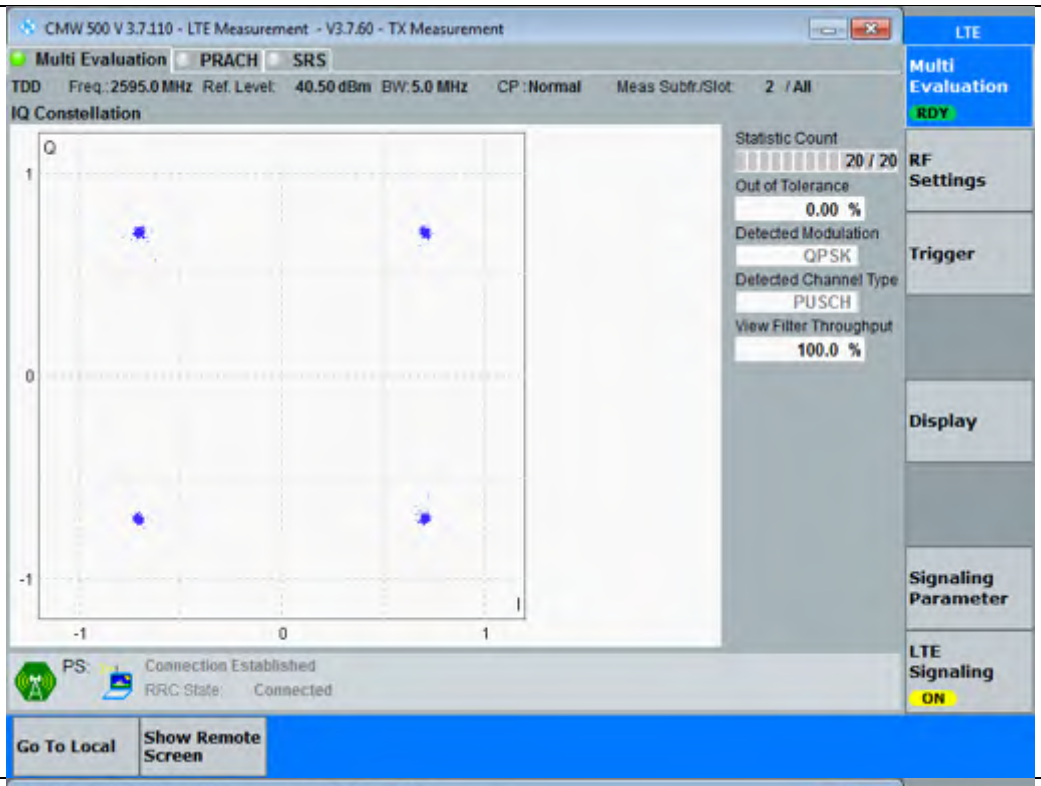
CMW 500 V 3.7.110 - LTE Measurement - V3.7.60 - TX Measurement
Multi Evaluation
PRACH
SRS
TDD Freq.:2595.0 MHz Ref. Level: 40.50 dBm BW:5.0 MHz CP:Normal Meas Subfr./Slot: 2 / All
IQ Constellation
Statistic Count
20 / 20
Out of Tolerance
0.00 %
Detected Modulation
QPSK
Detected Channel Type
PUSCH
View Filter Throughput
100.0 %
LTE
Multi Evaluation
RDY
RF Settings
Trigger
Display
Signaling Parameter
LTE Signaling
ON
PS:
Connection Established
RRC State: Connected
Go To Local
Show Remote Screen

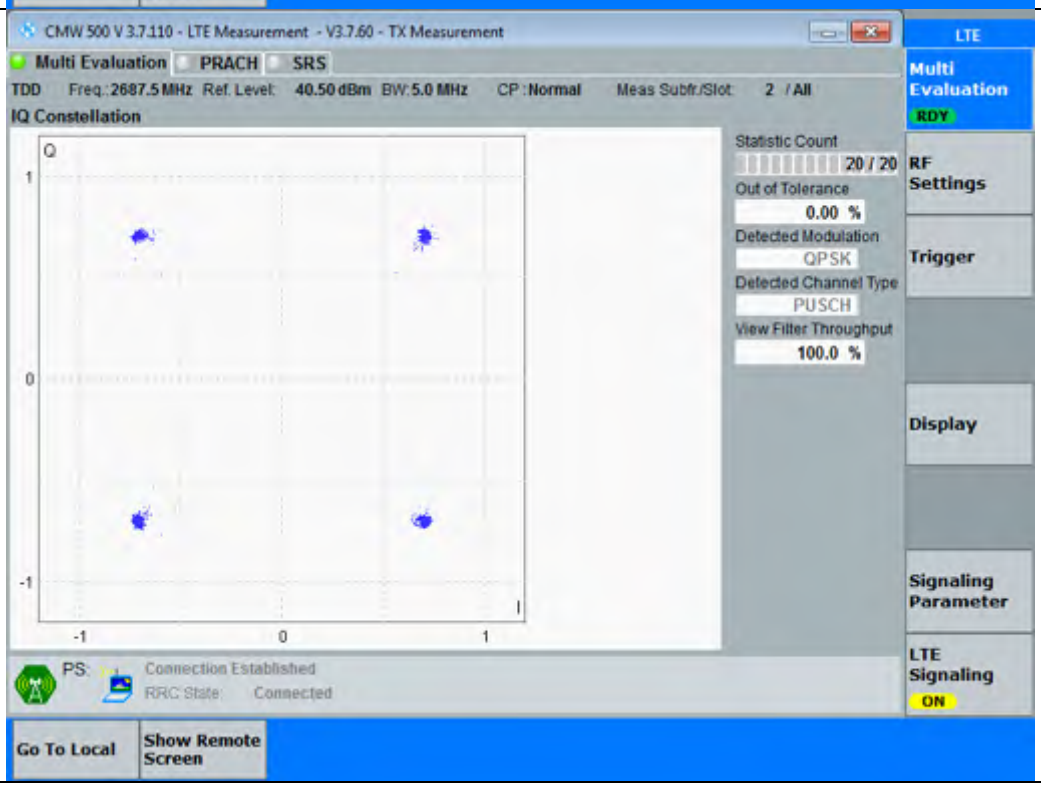
CMW 500 V 3.7.110 - LTE Measurement - V3.7.60 - TX Measurement
Multi Evaluation
PRACH
SRS
TDD Freq.:2687.5 MHz Ref. Level: 40.50 dBm BW:5.0 MHz CP:Normal Meas Subfr./Slot: 2 / All
IQ Constellation
Statistic Count
20 / 20
Out of Tolerance
0.00 %
Detected Modulation
QPSK
Detected Channel Type
PUSCH
View Filter Throughput
100.0 %
LTE
Multi Evaluation
RDY
RF Settings
Trigger
Display
Signaling Parameter
LTE Signaling
ON
PS:
Connection Established
RRC State: Connected
Go To Local
Show Remote Screen

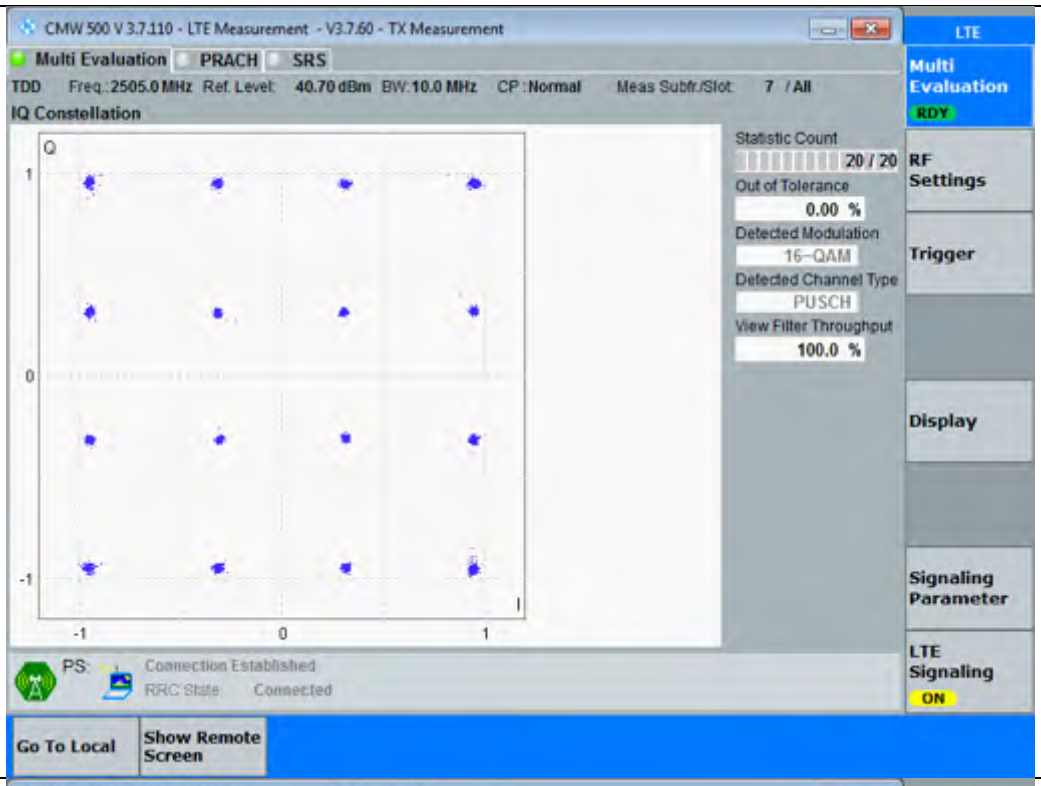
CMW 500 V 3.7.110 - LTE Measurement - V3.7.60 - TX Measurement
Multi Evaluation
PRACH
SRS
TDD Freq.:2505.0 MHz Ref. Level: 40.70 dBm BW:10.0 MHz CP:Normal Meas Subfr./Slot: 7 / All
IQ Constellation
Statistic Count
20 / 20
Out of Tolerance
0.00 %
Detected Modulation
16-QAM
Detected Channel Type
PUSCH
View Filter Throughput
100.0 %
LTE
Multi Evaluation
RDY
RF Settings
Trigger
Display
Signaling Parameter
LTE Signaling
ON
PS:
Connection Established
RRC State: Connected
Go To Local
Show Remote Screen

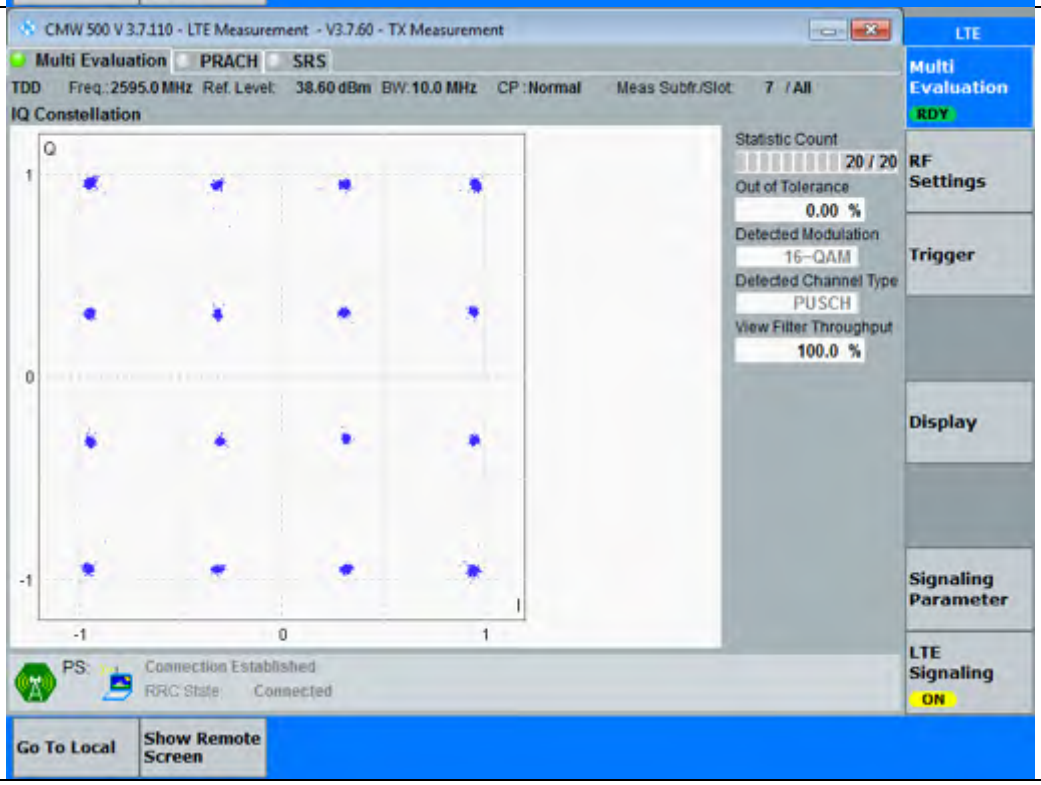
CMW 500 V 3.7.110 - LTE Measurement - V3.7.60 - TX Measurement
Multi Evaluation
PRACH
SRS
TDD Freq.:2595.0 MHz Ref. Level: 38.60 dBm BW:10.0 MHz CP:Normal Meas Subfr./Slot: 7 / All
IQ Constellation
Statistic Count
20 / 20
Out of Tolerance
0.00 %
Detected Modulation
16-QAM
Detected Channel Type
PUSCH
View Filter Throughput
100.0 %
LTE
Multi Evaluation
RDY
RF Settings
Trigger
Display
Signaling Parameter
LTE Signaling
ON
PS:
Connection Established
RRC State: Connected
Go To Local
Show Remote Screen

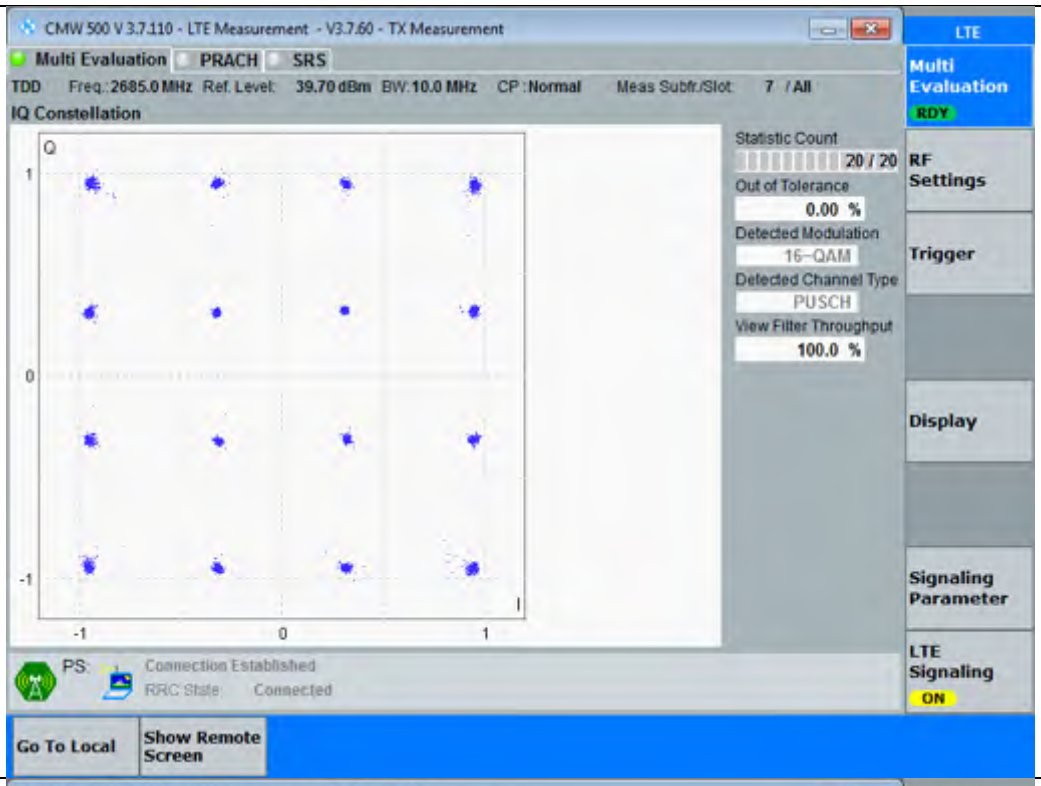
CMW 500 V 3.7.110 - LTE Measurement - V3.7.60 - TX Measurement
Multi Evaluation
PRACH
SRS
TDD Freq.:2685.0 MHz Ref. Level: 39.70 dBm BW:10.0 MHz CP:Normal Meas Subfr./Slot: 7 / All
IQ Constellation
Statistic Count
20 / 20
Out of Tolerance
0.00 %
Detected Modulation
16-QAM
Detected Channel Type
PUSCH
View Filter Throughput
100.0 %
LTE
Multi Evaluation
RDY
RF Settings
Trigger
Display
Signaling Parameter
LTE Signaling
ON
PS:
Connection Established
RRC State: Connected
Go To Local
Show Remote Screen

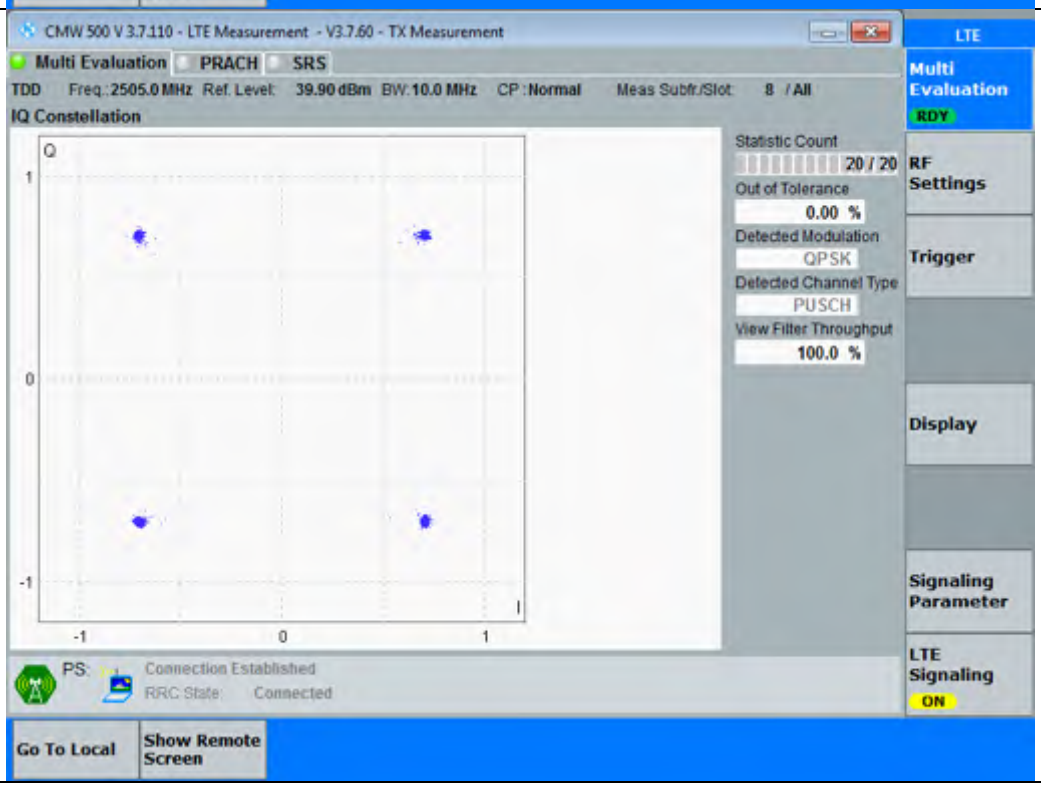
CMW 500 V 3.7.110 - LTE Measurement - V3.7.60 - TX Measurement
Multi Evaluation
PRACH
SRS
TDD Freq.:2505.0 MHz Ref. Level: 39.90 dBm BW:10.0 MHz CP:Normal Meas Subfr./Slot: 8 / All
IQ Constellation
Statistic Count
20 / 20
Out of Tolerance
0.00 %
Detected Modulation
QPSK
Detected Channel Type
PUSCH
View Filter Throughput
100.0 %
LTE
Multi Evaluation
RDY
RF Settings
Trigger
Display
Signaling Parameter
LTE Signaling
ON
PS:
Connection Established
RRC State: Connected
Go To Local
Show Remote Screen

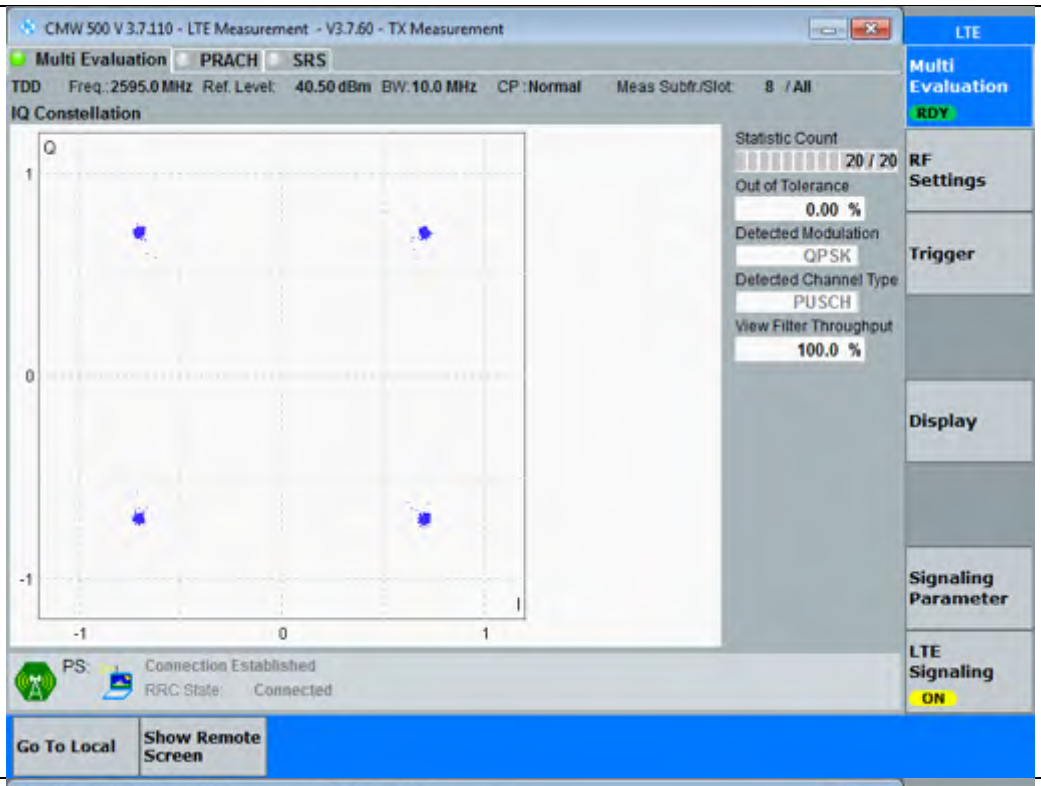
CMW 500 V 3.7.110 - LTE Measurement - V3.7.60 - TX Measurement
Multi Evaluation
PRACH
SRS
TDD Freq.:2595.0 MHz Ref. Level: 40.50 dBm BW:10.0 MHz CP:Normal Meas Subfr./Slot: 8 / All
IQ Constellation
Statistic Count
20 / 20
Out of Tolerance
0.00 %
Detected Modulation
QPSK
Detected Channel Type
PUSCH
View Filter Throughput
100.0 %
LTE
Multi Evaluation
RDY
RF Settings
Trigger
Display
Signaling Parameter
LTE Signaling
ON
PS:
Connection Established
RRC State: Connected
Go To Local
Show Remote Screen

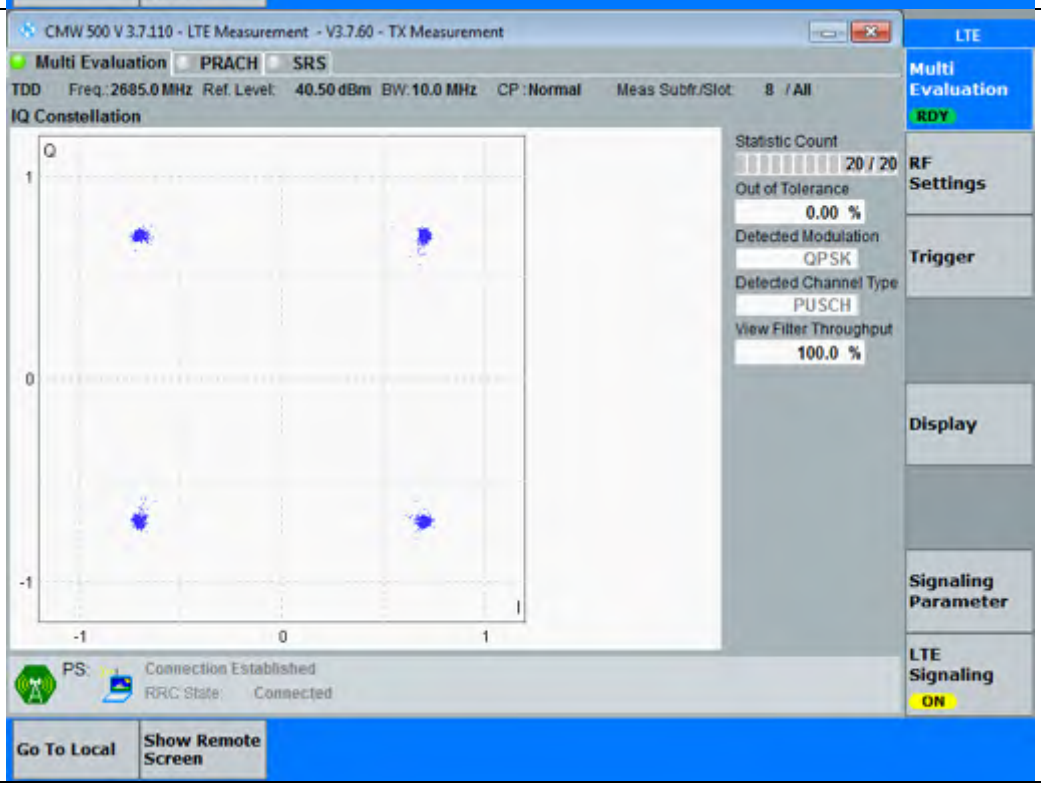
CMW 500 V 3.7.110 - LTE Measurement - V3.7.60 - TX Measurement
Multi Evaluation
PRACH
SRS
TDD Freq.:2685.0 MHz Ref. Level: 40.50 dBm BW:10.0 MHz CP:Normal Meas Subfr./Slot: 8 / All
IQ Constellation
Statistic Count
20 / 20
Out of Tolerance
0.00 %
Detected Modulation
QPSK
Detected Channel Type
PUSCH
View Filter Throughput
100.0 %
LTE
Multi Evaluation
RDY
RF Settings
Trigger
Display
Signaling Parameter
LTE Signaling
ON
PS:
Connection Established
RRC State: Connected
Go To Local
Show Remote Screen

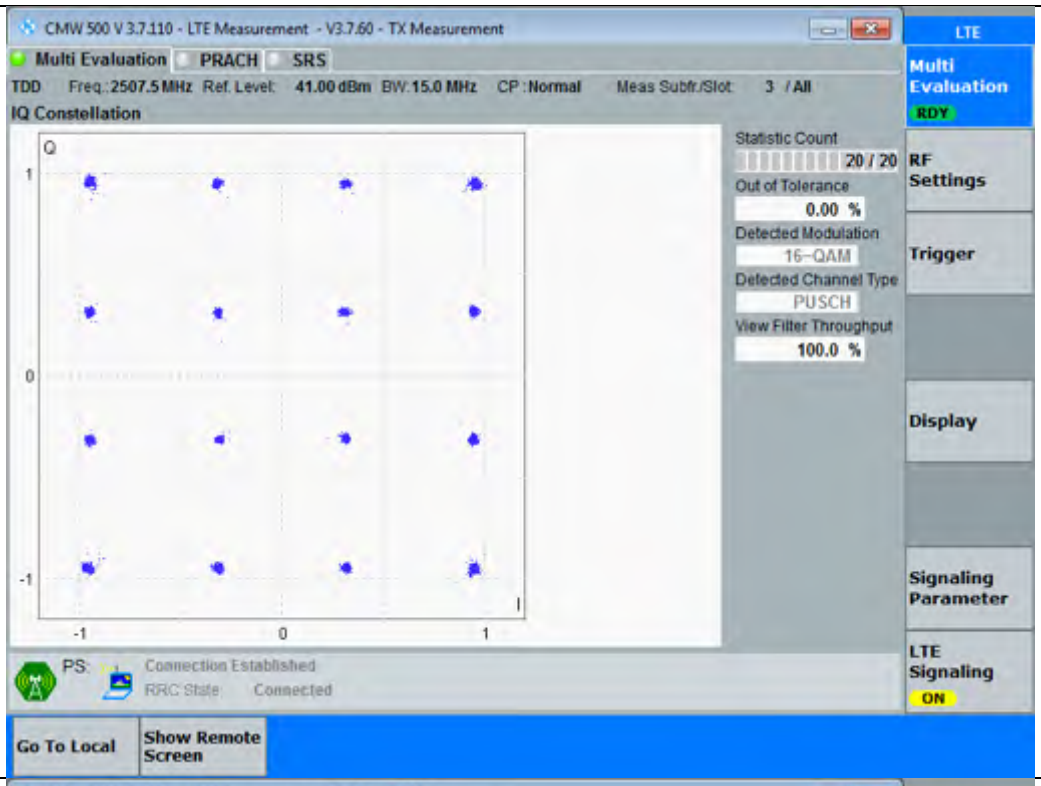
CMW 500 V 3.7.110 - LTE Measurement - V3.7.60 - TX Measurement
Multi Evaluation
PRACH
SRS
TDD Freq.:2507.5 MHz Ref. Level: 41.00 dBm BW:15.0 MHz CP:Normal Meas Subfr./Slot: 3 / All
IQ Constellation
Statistic Count
20 / 20
Out of Tolerance
0.00 %
Detected Modulation
16-QAM
Detected Channel Type
PUSCH
View Filter Throughput
100.0 %
LTE
Multi Evaluation
RDY
RF Settings
Trigger
Display
Signaling Parameter
LTE Signaling
ON
PS:
Connection Established
RRC State: Connected
Go To Local
Show Remote Screen

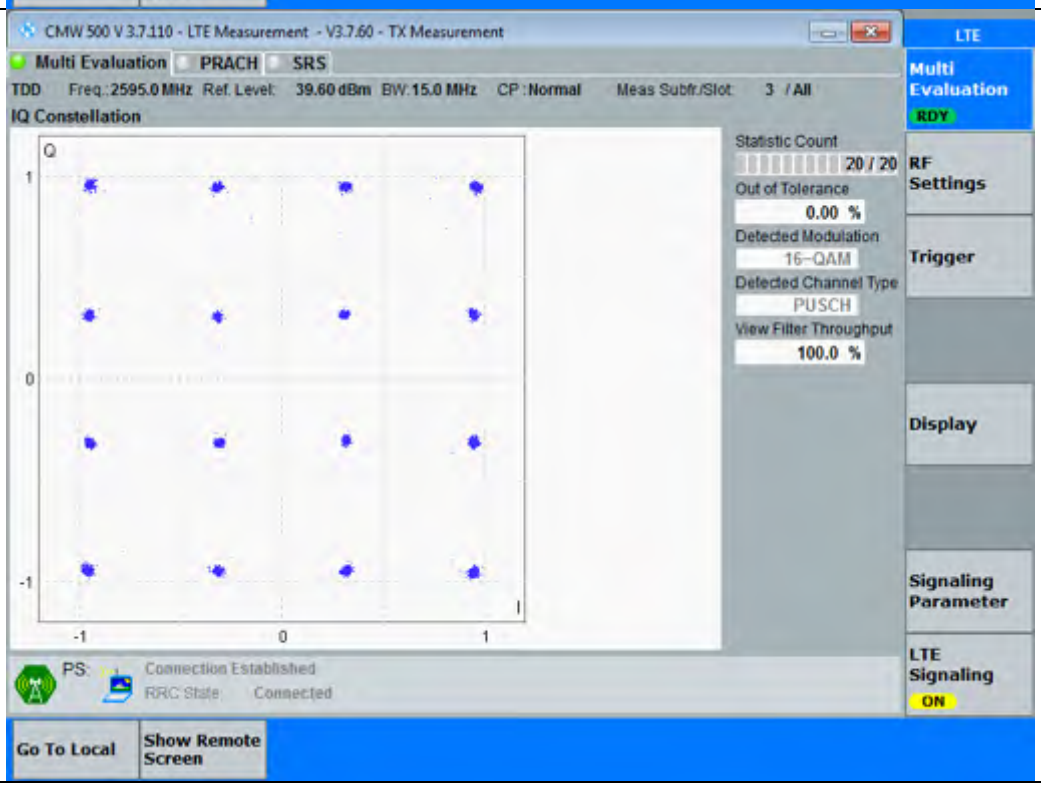
CMW 500 V 3.7.110 - LTE Measurement - V3.7.60 - TX Measurement
Multi Evaluation
PRACH
SRS
TDD Freq.:2595.0 MHz Ref. Level: 39.60 dBm BW:15.0 MHz CP:Normal Meas Subfr./Slot: 3 / All
IQ Constellation
Statistic Count
20 / 20
Out of Tolerance
0.00 %
Detected Modulation
16-QAM
Detected Channel Type
PUSCH
View Filter Throughput
100.0 %
LTE
Multi Evaluation
RDY
RF Settings
Trigger
Display
Signaling Parameter
LTE Signaling
ON
PS:
Connection Established
RRC State: Connected
Go To Local
Show Remote Screen

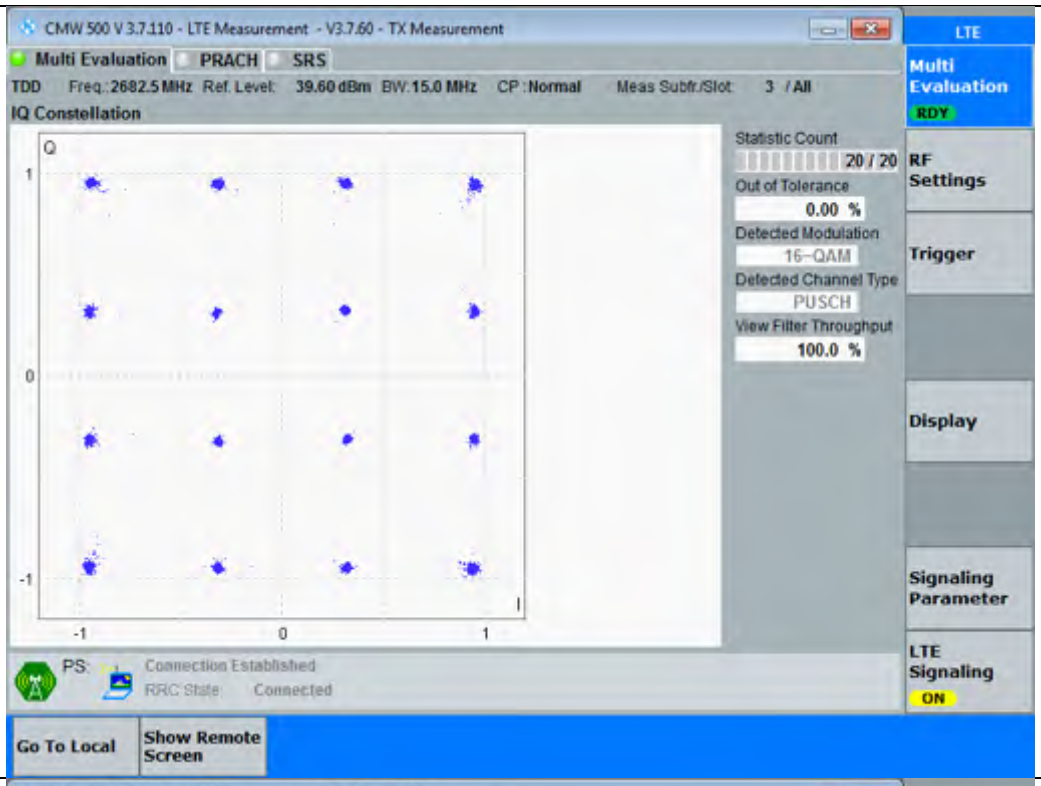
CMW 500 V 3.7.110 - LTE Measurement - V3.7.60 - TX Measurement
Multi Evaluation
PRACH
SRS
TDD Freq.:2682.5 MHz Ref. Level: 39.60 dBm BW:15.0 MHz CP:Normal Meas Subfr./Slot: 3 / All
IQ Constellation
Statistic Count
20 / 20
Out of Tolerance
0.00 %
Detected Modulation
16-QAM
Detected Channel Type
PUSCH
View Filter Throughput
100.0 %
LTE
Multi Evaluation
RDY
RF Settings
Trigger
Display
Signaling Parameter
LTE Signaling
ON
PS:
Connection Established
RRC State: Connected
Go To Local
Show Remote Screen

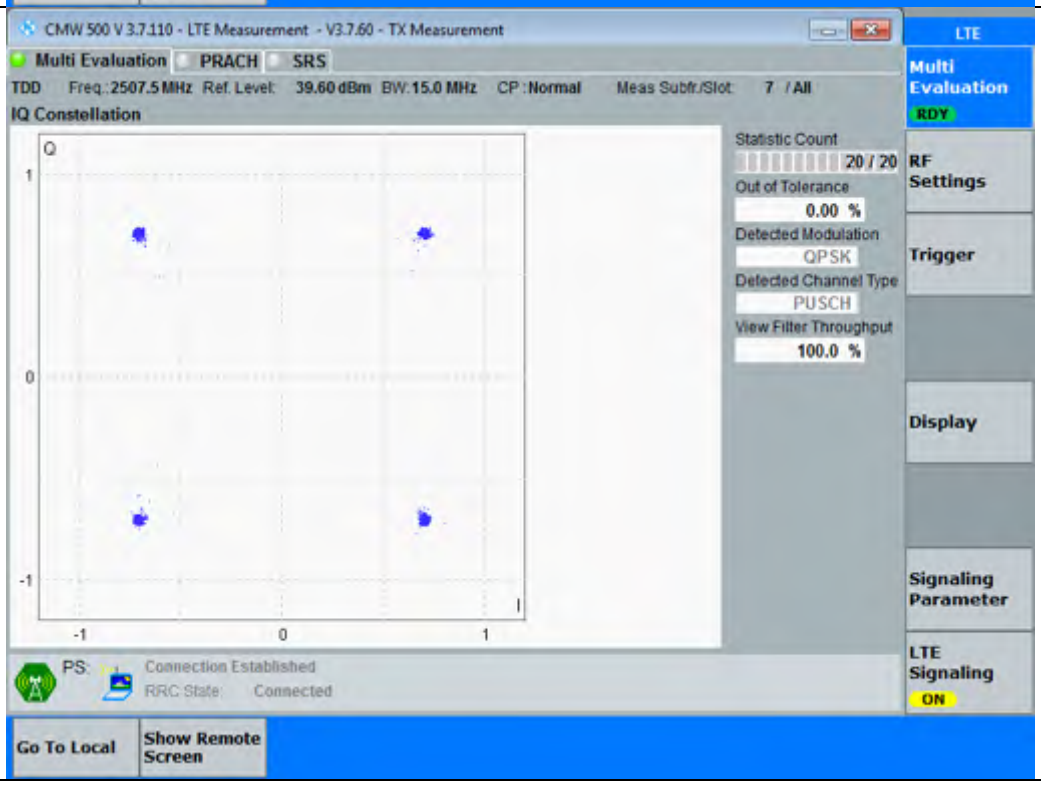
CMW 500 V 3.7.110 - LTE Measurement - V3.7.60 - TX Measurement
Multi Evaluation
PRACH
SRS
TDD Freq.:2507.5 MHz Ref. Level: 39.60 dBm BW:15.0 MHz CP:Normal Meas Subfr./Slot: 7 / All
IQ Constellation
Statistic Count
20 / 20
Out of Tolerance
0.00 %
Detected Modulation
QPSK
Detected Channel Type
PUSCH
View Filter Throughput
100.0 %
LTE
Multi Evaluation
RDY
RF Settings
Trigger
Display
Signaling Parameter
LTE Signaling
ON
PS:
Connection Established
RRC State: Connected
Go To Local
Show Remote Screen

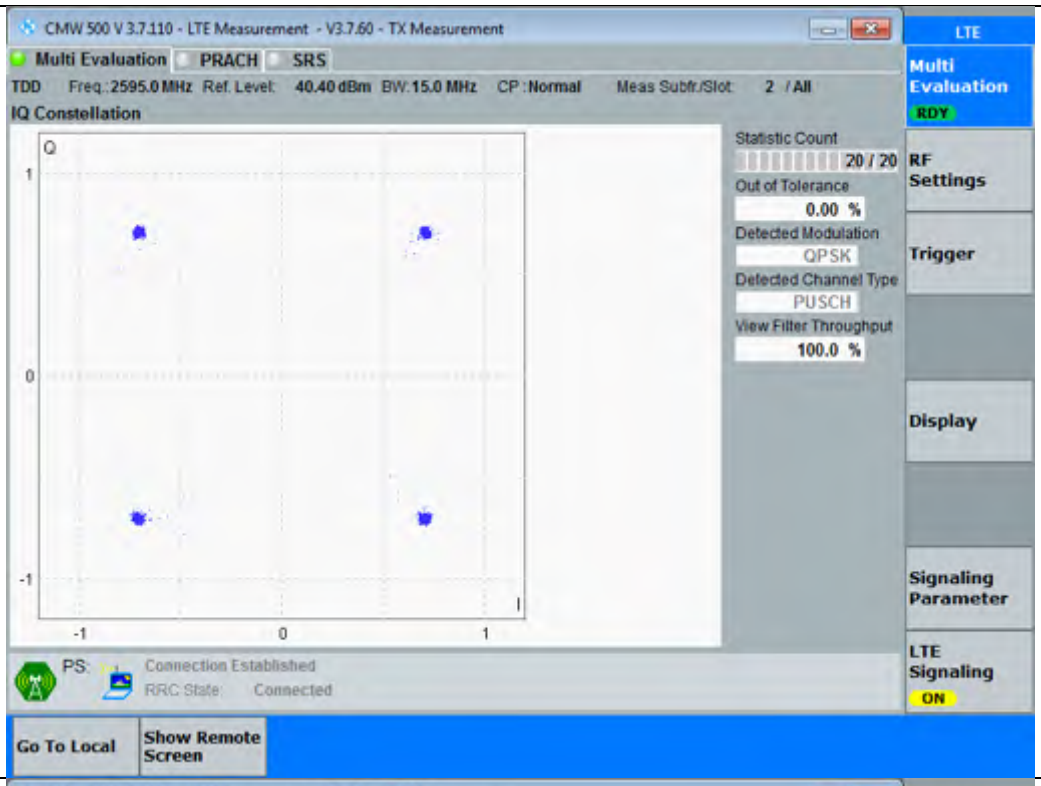
CMW 500 V 3.7.110 - LTE Measurement - V3.7.60 - TX Measurement
Multi Evaluation
PRACH
SRS
TDD Freq.:2595.0 MHz Ref. Level: 40.40 dBm BW:15.0 MHz CP:Normal Meas Subfr./Slot: 2 / All
IQ Constellation
Statistic Count
20 / 20
Out of Tolerance
0.00 %
Detected Modulation
QPSK
Detected Channel Type
PUSCH
View Filter Throughput
100.0 %
PS:
Connection Established
RRC State: Connected
LTE
Multi Evaluation
RDY
RF Settings
Trigger
Display
Signaling Parameter
LTE Signaling
ON
Go To Local
Show Remote Screen

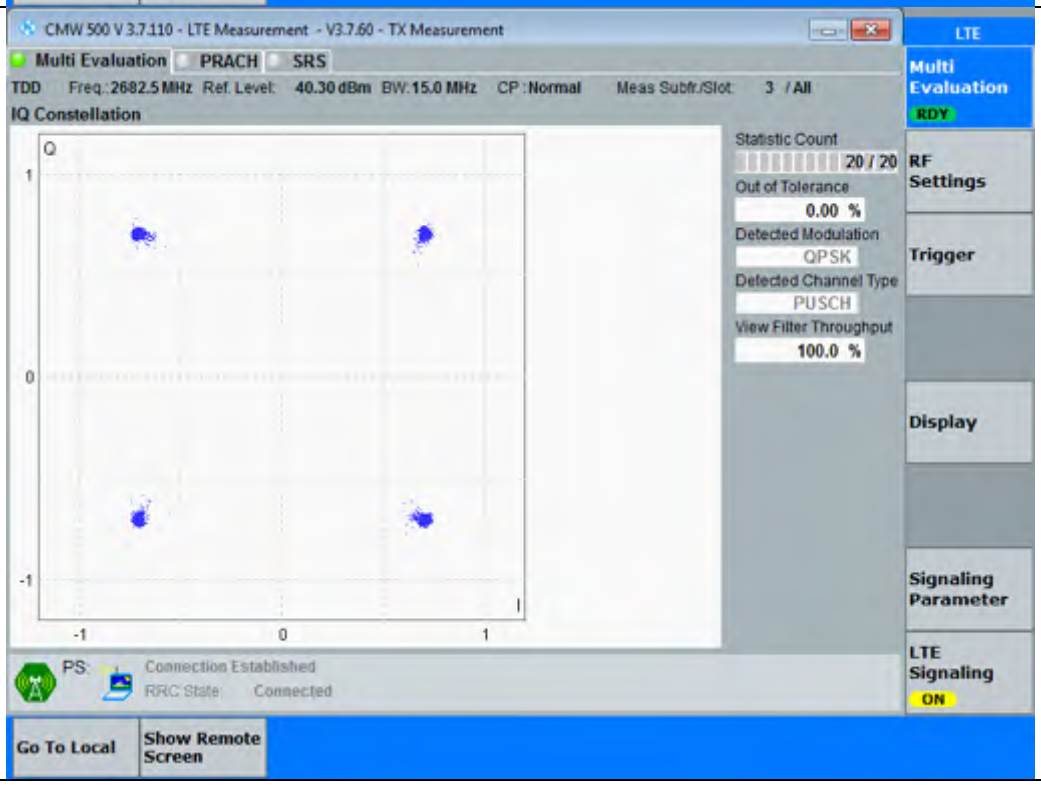
CMW 500 V 3.7.110 - LTE Measurement - V3.7.60 - TX Measurement
Multi Evaluation
PRACH
SRS
TDD Freq.:2682.5 MHz Ref. Level: 40.30 dBm BW:15.0 MHz CP:Normal Meas Subfr./Slot: 3 / All
IQ Constellation
Statistic Count
20 / 20
Out of Tolerance
0.00 %
Detected Modulation
QPSK
Detected Channel Type
PUSCH
View Filter Throughput
100.0 %
PS:
Connection Established
RRC State: Connected
LTE
Multi Evaluation
RDY
RF Settings
Trigger
Display
Signaling Parameter
LTE Signaling
ON
Go To Local
Show Remote Screen

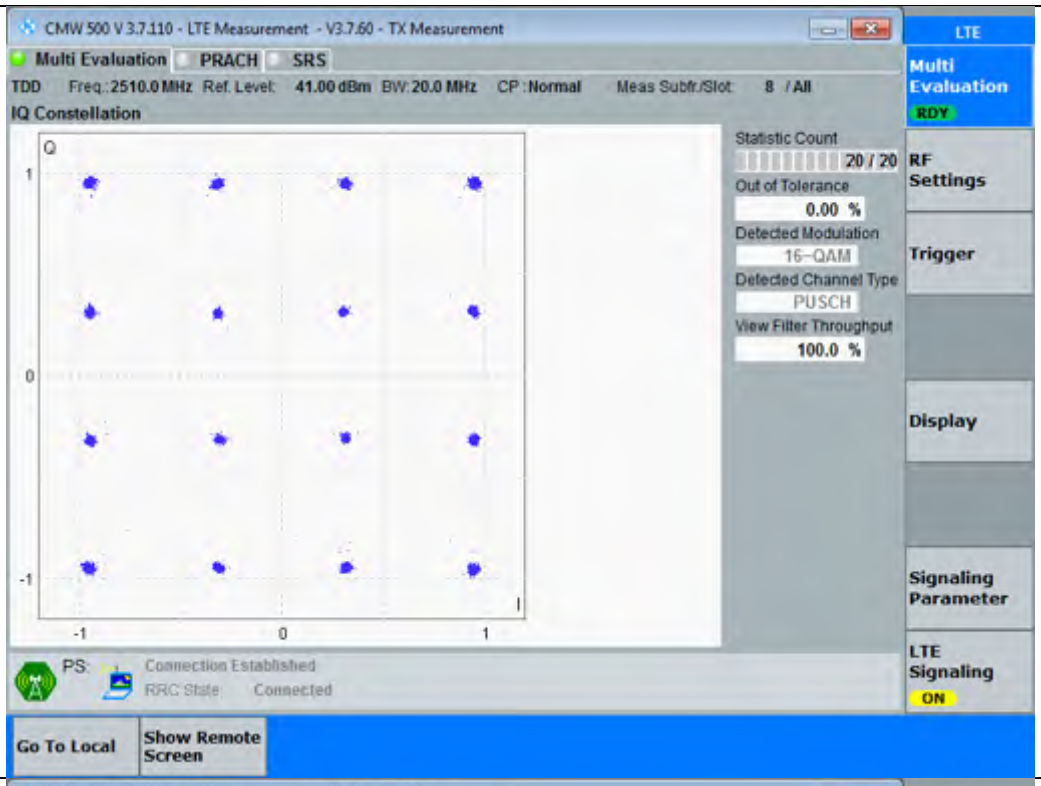
CMW 500 V 3.7.110 - LTE Measurement - V3.7.60 - TX Measurement
Multi Evaluation
PRACH
SRS
TDD Freq.:2510.0 MHz Ref. Level: 41.00 dBm BW:20.0 MHz CP:Normal Meas Subfr./Slot: 8 / All
IQ Constellation
Statistic Count
20 / 20
Out of Tolerance
0.00 %
Detected Modulation
16-QAM
Detected Channel Type
PUSCH
View Filter Throughput
100.0 %
LTE
Multi Evaluation
RDY
RF Settings
Trigger
Display
Signaling Parameter
LTE Signaling
ON
PS:
Connection Established
RRC State: Connected
Go To Local
Show Remote Screen

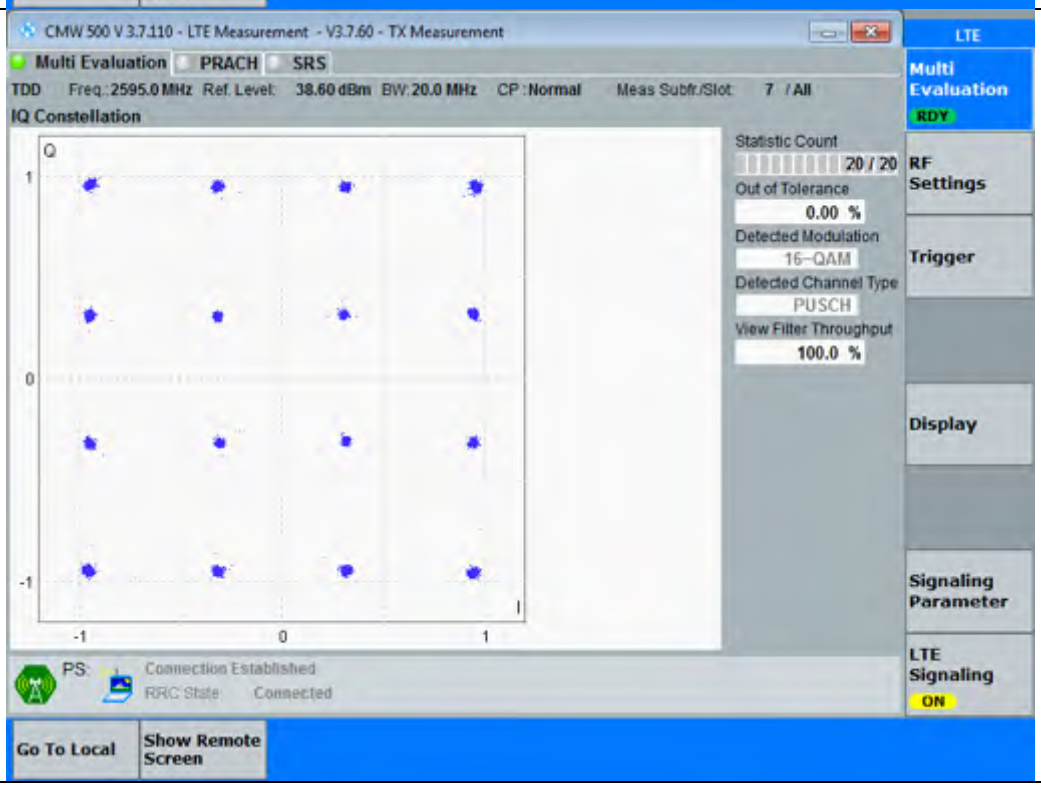
CMW 500 V 3.7.110 - LTE Measurement - V3.7.60 - TX Measurement
Multi Evaluation
PRACH
SRS
TDD Freq.:2595.0 MHz Ref. Level: 38.60 dBm BW:20.0 MHz CP:Normal Meas Subfr./Slot: 7 / All
IQ Constellation
Statistic Count
20 / 20
Out of Tolerance
0.00 %
Detected Modulation
16-QAM
Detected Channel Type
PUSCH
View Filter Throughput
100.0 %
LTE
Multi Evaluation
RDY
RF Settings
Trigger
Display
Signaling Parameter
LTE Signaling
ON
PS:
Connection Established
RRC State: Connected
Go To Local
Show Remote Screen

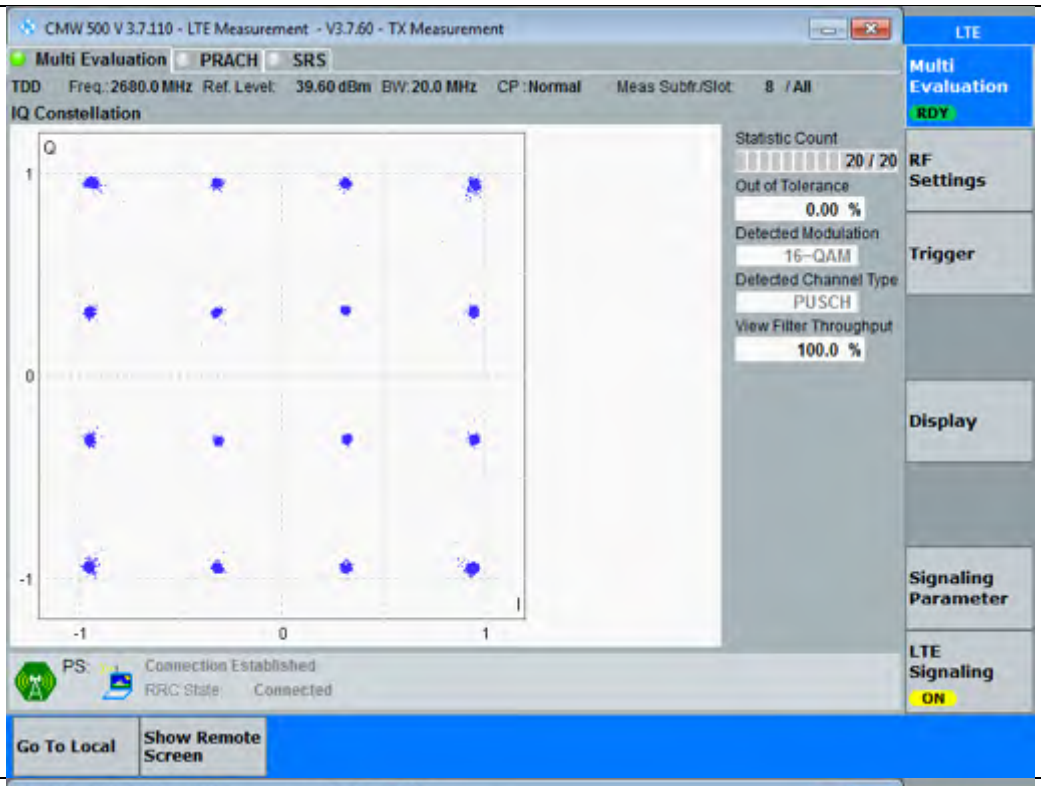
CMW 500 V 3.7.110 - LTE Measurement - V3.7.60 - TX Measurement
Multi Evaluation
PRACH
SRS
TDD Freq.:2680.0 MHz Ref. Level: 39.60 dBm BW:20.0 MHz CP:Normal Meas Subfr./Slot: 8 / All
IQ Constellation
Statistic Count
20 / 20
Out of Tolerance
0.00 %
Detected Modulation
16-QAM
Detected Channel Type
PUSCH
View Filter Throughput
100.0 %
PS:
Connection Established
RRC State: Connected
LTE
Multi Evaluation
RDY
RF Settings
Trigger
Display
Signaling Parameter
LTE Signaling
ON
Go To Local
Show Remote Screen

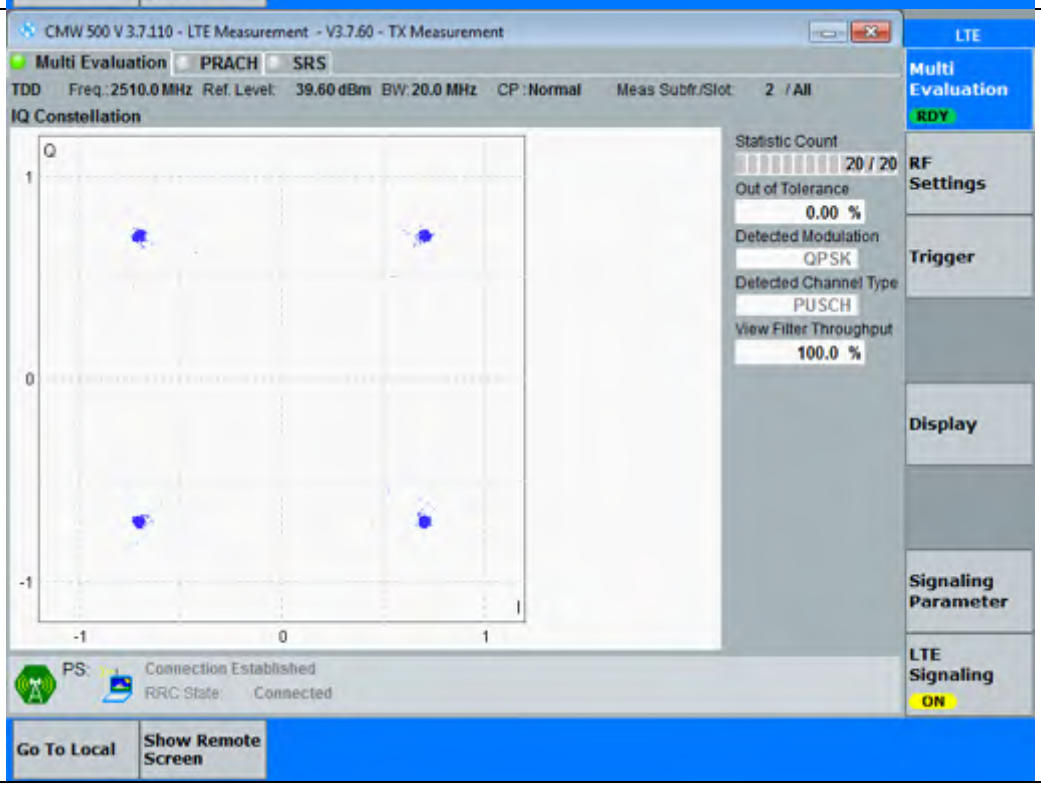
CMW 500 V 3.7.110 - LTE Measurement - V3.7.60 - TX Measurement
Multi Evaluation
PRACH
SRS
TDD Freq.:2510.0 MHz Ref. Level: 39.60 dBm BW:20.0 MHz CP:Normal Meas Subfr./Slot: 2 / All
IQ Constellation
Statistic Count
20 / 20
Out of Tolerance
0.00 %
Detected Modulation
QPSK
Detected Channel Type
PUSCH
View Filter Throughput
100.0 %
PS:
Connection Established
RRC State: Connected
LTE
Multi Evaluation
RDY
RF Settings
Trigger
Display
Signaling Parameter
LTE Signaling
ON
Go To Local
Show Remote Screen

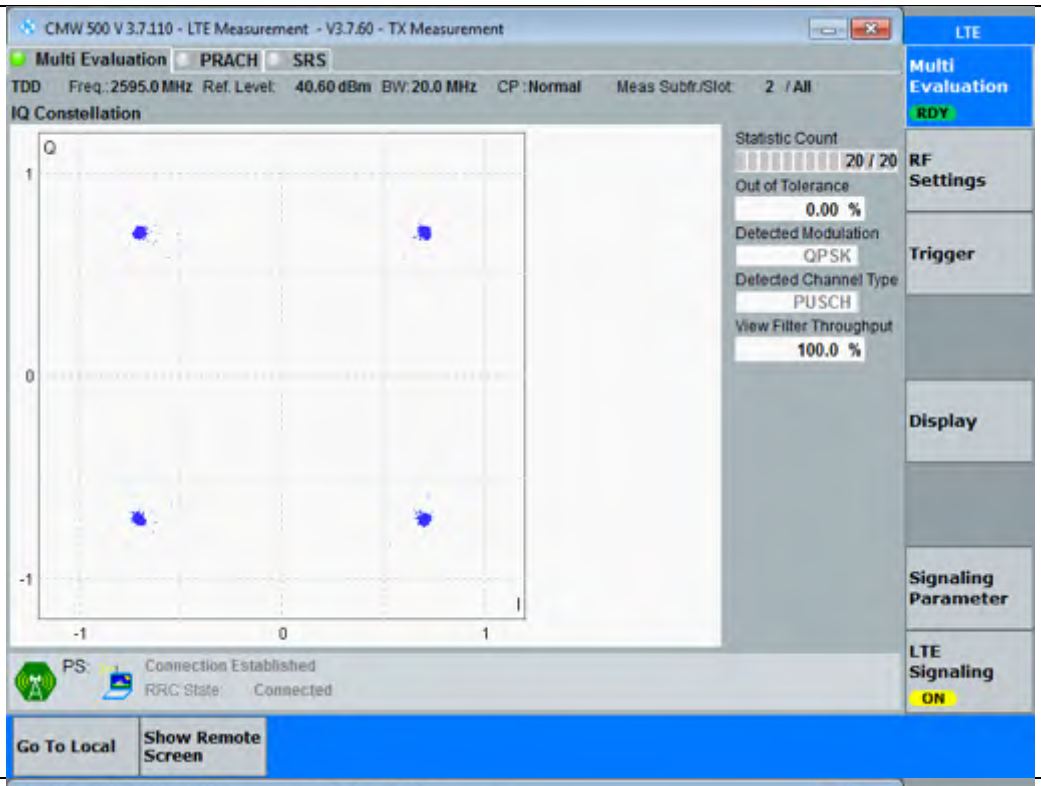
CMW 500 V 3.7.110 - LTE Measurement - V3.7.60 - TX Measurement
Multi Evaluation
PRACH
SRS
TDD Freq.:2595.0 MHz Ref. Level: 40.60 dBm BW:20.0 MHz CP:Normal Meas Subfr./Slot: 2 / All
IQ Constellation
Statistic Count
20 / 20
Out of Tolerance
0.00 %
Detected Modulation
QPSK
Detected Channel Type
PUSCH
View Filter Throughput
100.0 %
LTE
Multi Evaluation
RDY
RF Settings
Trigger
Display
Signaling Parameter
LTE Signaling
ON
PS:
Connection Established
RRC State: Connected
Go To Local
Show Remote Screen

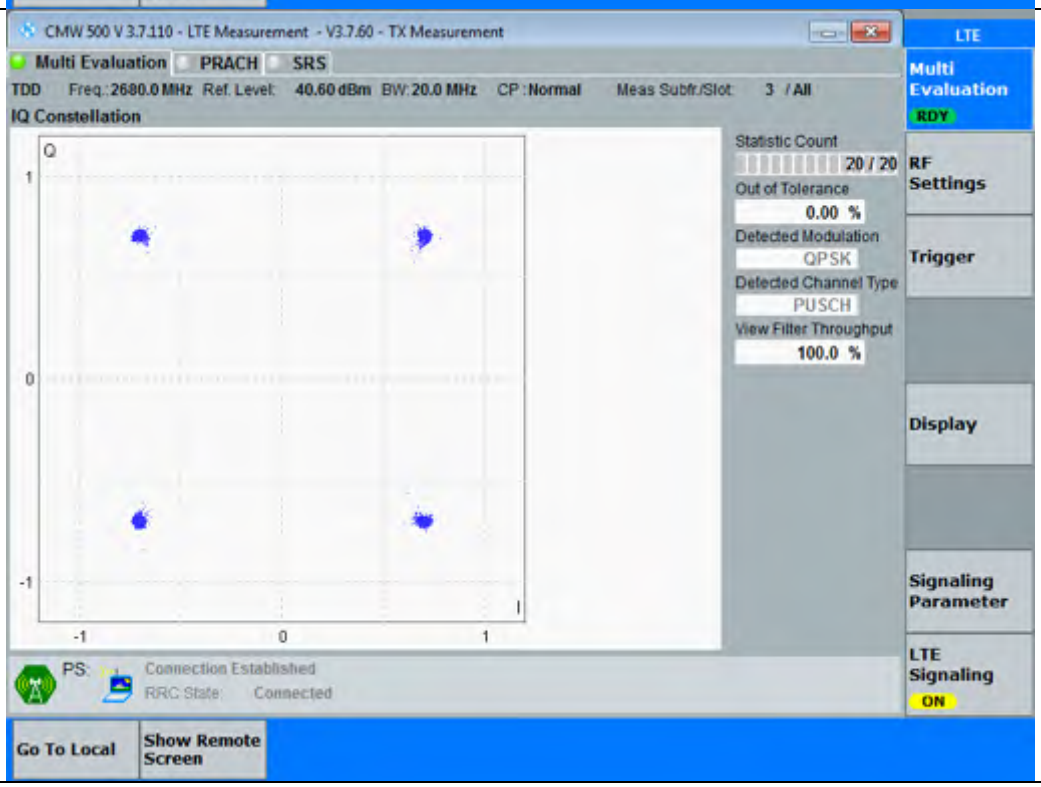
CMW 500 V 3.7.110 - LTE Measurement - V3.7.60 - TX Measurement
Multi Evaluation
PRACH
SRS
TDD Freq.:2680.0 MHz Ref. Level: 40.60 dBm BW:20.0 MHz CP:Normal Meas Subfr./Slot: 3 / All
IQ Constellation
Statistic Count
20 / 20
Out of Tolerance
0.00 %
Detected Modulation
QPSK
Detected Channel Type
PUSCH
View Filter Throughput
100.0 %
LTE
Multi Evaluation
RDY
RF Settings
Trigger
Display
Signaling Parameter
LTE Signaling
ON
PS:
Connection Established
RRC State: Connected
Go To Local
Show Remote Screen

Band 41b

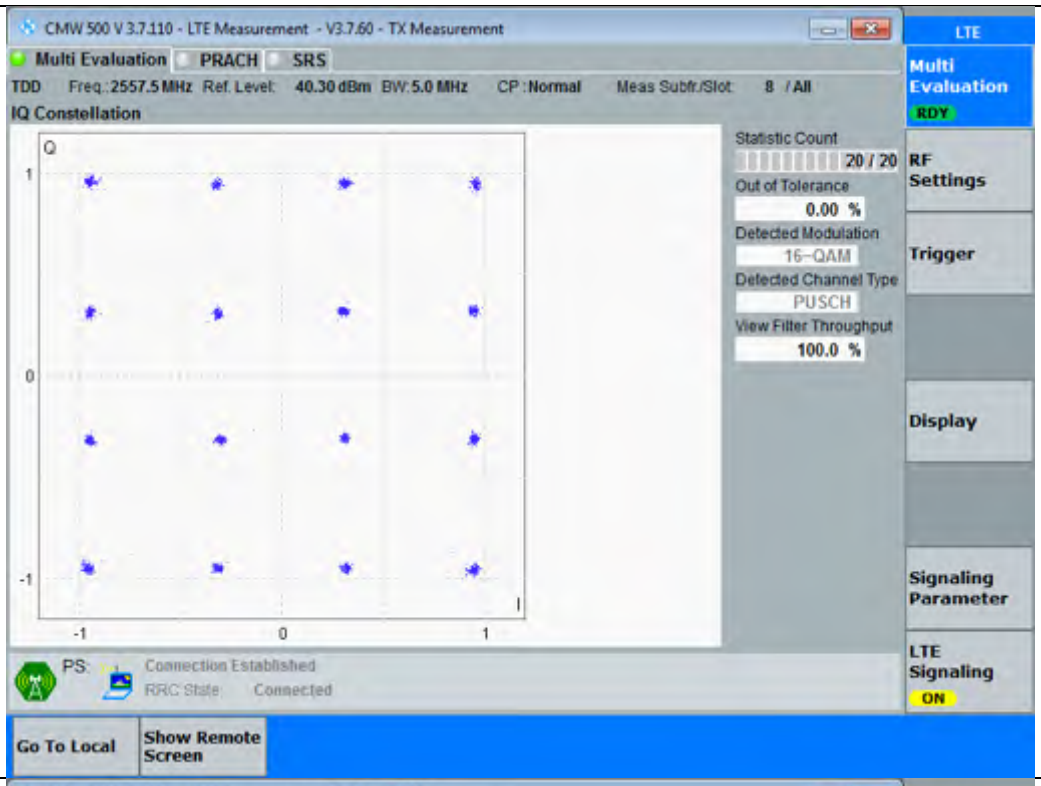
CMW 500 V 3.7.110 - LTE Measurement - V3.7.60 - TX Measurement
Multi Evaluation
PRACH
SRS
TDD Freq.:2557.5 MHz Ref. Level: 40.30 dBm BW:5.0 MHz CP:Normal Meas Subfr./Slot: 8 / All
IQ Constellation
Statistic Count
20 / 20
Out of Tolerance
0.00 %
Detected Modulation
16-QAM
Detected Channel Type
PUSCH
View Filter Throughput
100.0 %
PS:
Connection Established
RRC State: Connected
LTE
Multi Evaluation
RDY
RF Settings
Trigger
Display
Signaling Parameter
LTE Signaling
ON
Go To Local
Show Remote Screen

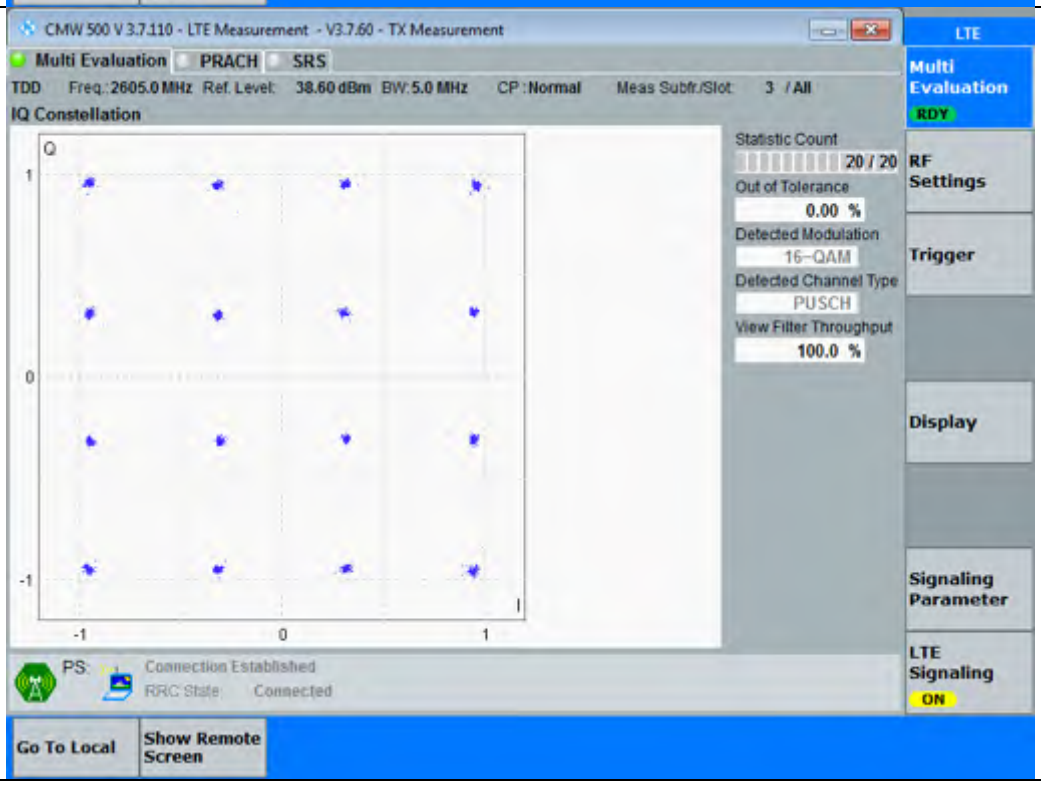
CMW 500 V 3.7.110 - LTE Measurement - V3.7.60 - TX Measurement
Multi Evaluation
PRACH
SRS
TDD Freq.:2605.0 MHz Ref. Level: 38.60 dBm BW:5.0 MHz CP:Normal Meas Subfr./Slot: 3 / All
IQ Constellation
Statistic Count
20 / 20
Out of Tolerance
0.00 %
Detected Modulation
16-QAM
Detected Channel Type
PUSCH
View Filter Throughput
100.0 %
PS:
Connection Established
RRC State: Connected
LTE
Multi Evaluation
RDY
RF Settings
Trigger
Display
Signaling Parameter
LTE Signaling
ON
Go To Local
Show Remote Screen

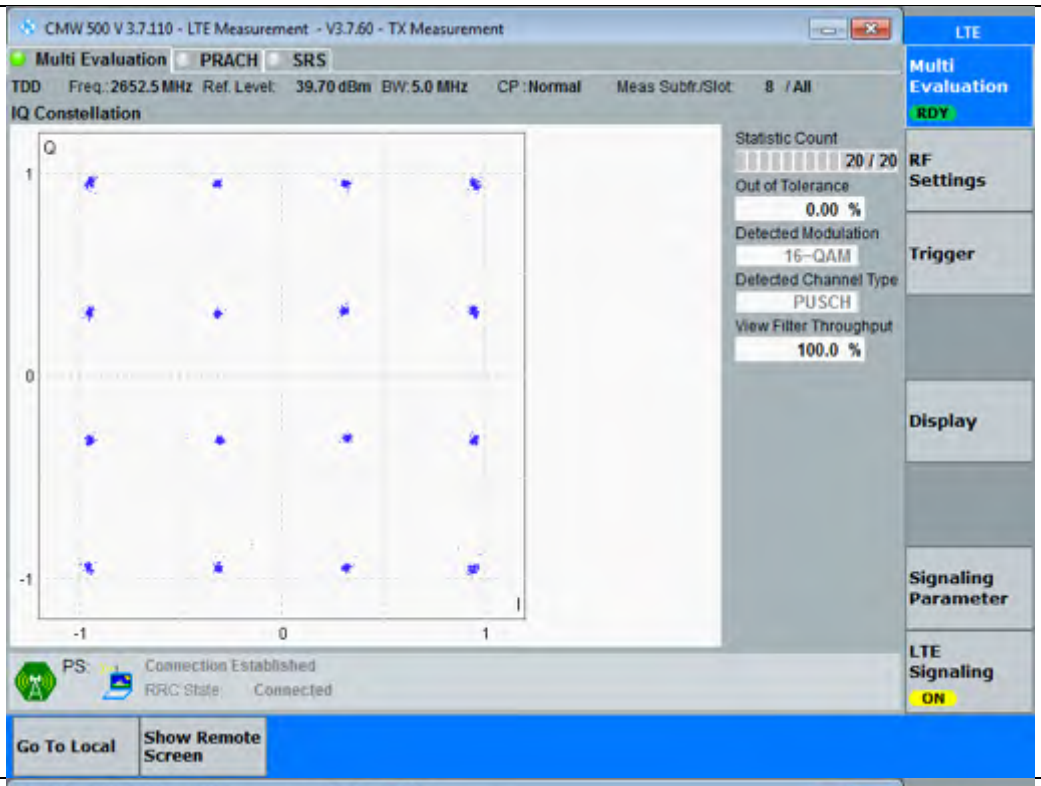
CMW 500 V 3.7.110 - LTE Measurement - V3.7.60 - TX Measurement
Multi Evaluation
PRACH
SRS
TDD Freq.:2652.5 MHz Ref. Level: 39.70 dBm BW:5.0 MHz CP:Normal Meas Subfr./Slot: 8 / All
IQ Constellation
Statistic Count
20 / 20
Out of Tolerance
0.00 %
Detected Modulation
16-QAM
Detected Channel Type
PUSCH
View Filter Throughput
100.0 %
LTE
Multi Evaluation
RDY
RF Settings
Trigger
Display
Signaling Parameter
LTE Signaling
ON
PS:
Connection Established
RRC State: Connected
Go To Local
Show Remote Screen

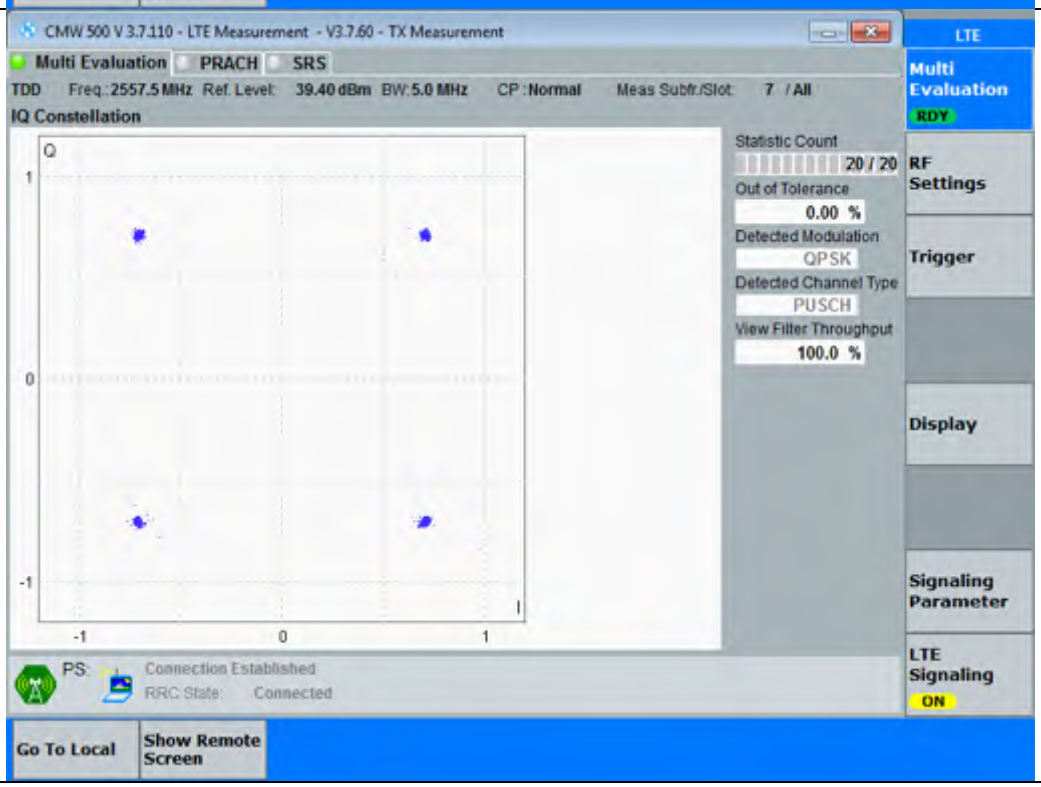
CMW 500 V 3.7.110 - LTE Measurement - V3.7.60 - TX Measurement
Multi Evaluation
PRACH
SRS
TDD Freq.:2557.5 MHz Ref. Level: 39.40 dBm BW:5.0 MHz CP:Normal Meas Subfr./Slot: 7 / All
IQ Constellation
Statistic Count
20 / 20
Out of Tolerance
0.00 %
Detected Modulation
QPSK
Detected Channel Type
PUSCH
View Filter Throughput
100.0 %
LTE
Multi Evaluation
RDY
RF Settings
Trigger
Display
Signaling Parameter
LTE Signaling
ON
PS:
Connection Established
RRC State: Connected
Go To Local
Show Remote Screen

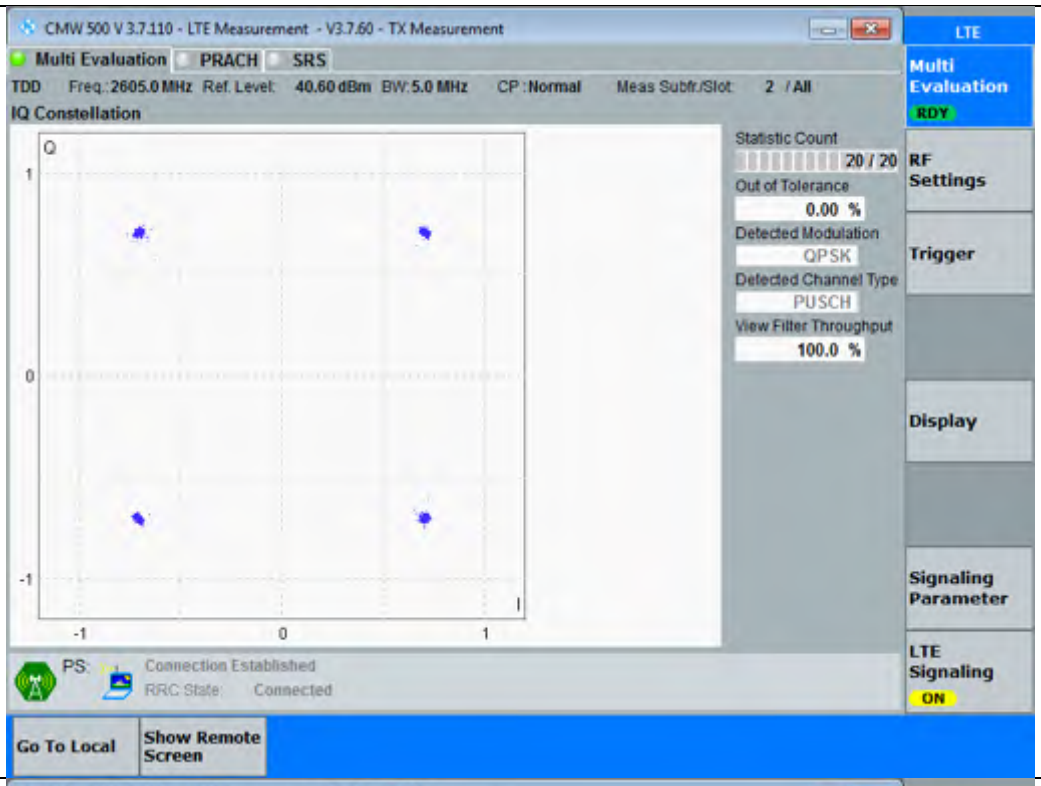
CMW 500 V 3.7.110 - LTE Measurement - V3.7.60 - TX Measurement
Multi Evaluation
PRACH
SRS
TDD Freq.:2605.0 MHz Ref. Level: 40.60 dBm BW:5.0 MHz CP:Normal Meas Subfr./Slot: 2 / All
IQ Constellation
Statistic Count
20 / 20
Out of Tolerance
0.00 %
Detected Modulation
QPSK
Detected Channel Type
PUSCH
View Filter Throughput
100.0 %
PS:
Connection Established
RRC State: Connected
LTE
Multi Evaluation
RDY
RF Settings
Trigger
Display
Signaling Parameter
LTE Signaling
ON
Go To Local
Show Remote Screen

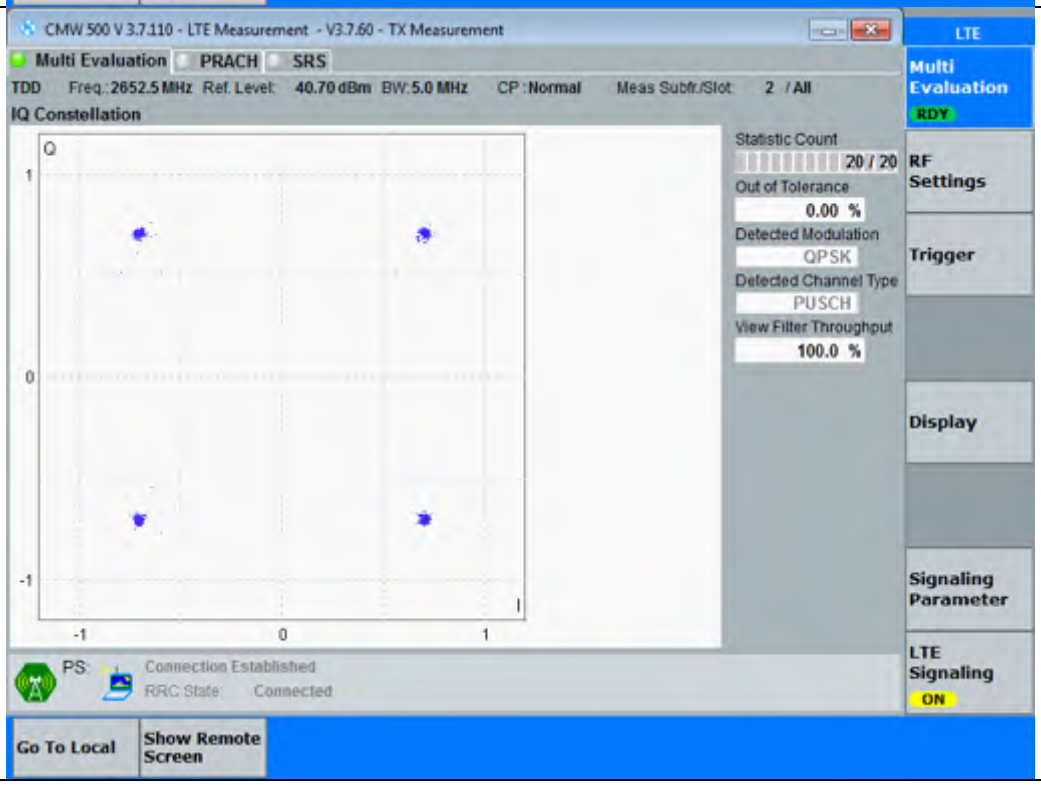
CMW 500 V 3.7.110 - LTE Measurement - V3.7.60 - TX Measurement
Multi Evaluation
PRACH
SRS
TDD Freq.:2652.5 MHz Ref. Level: 40.70 dBm BW:5.0 MHz CP:Normal Meas Subfr./Slot: 2 / All
IQ Constellation
Statistic Count
20 / 20
Out of Tolerance
0.00 %
Detected Modulation
QPSK
Detected Channel Type
PUSCH
View Filter Throughput
100.0 %
PS:
Connection Established
RRC State: Connected
LTE
Multi Evaluation
RDY
RF Settings
Trigger
Display
Signaling Parameter
LTE Signaling
ON
Go To Local
Show Remote Screen

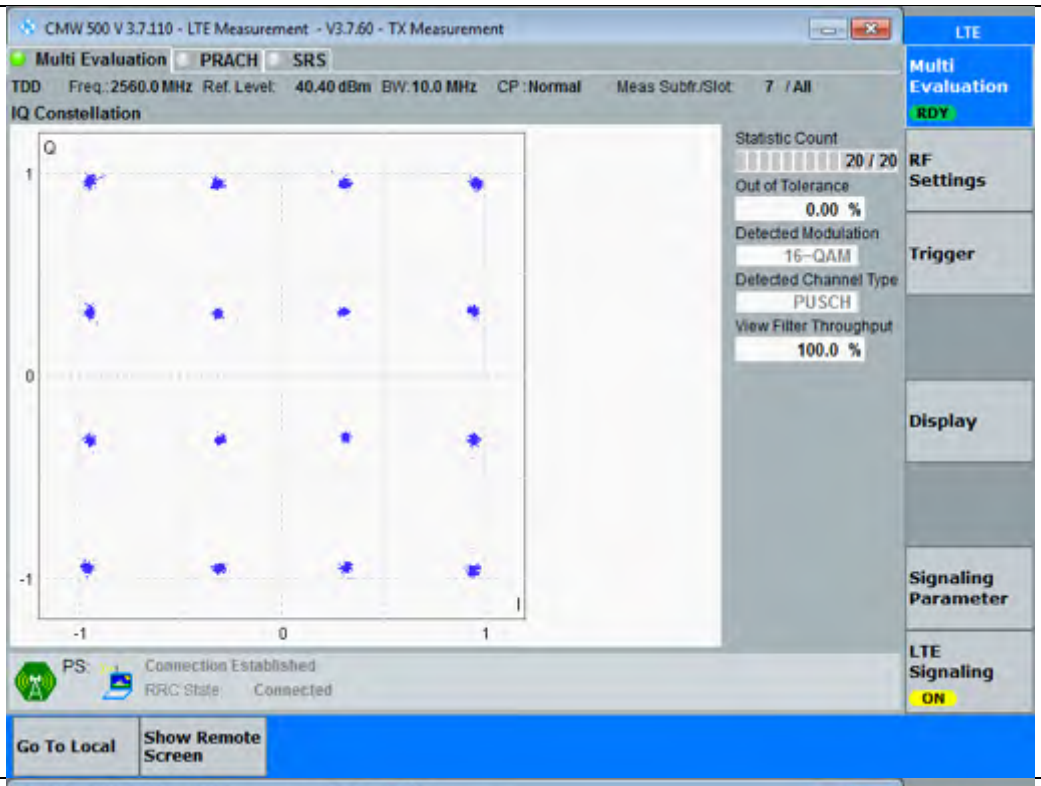
CMW 500 V 3.7.110 - LTE Measurement - V3.7.60 - TX Measurement
Multi Evaluation
PRACH
SRS
TDD Freq.:2560.0 MHz Ref. Level: 40.40 dBm BW:10.0 MHz CP:Normal Meas Subfr./Slot: 7 / All
IQ Constellation
Statistic Count
20 / 20
Out of Tolerance
0.00 %
Detected Modulation
16-QAM
Detected Channel Type
PUSCH
View Filter Throughput
100.0 %
LTE
Multi Evaluation
RDY
RF Settings
Trigger
Display
Signaling Parameter
LTE Signaling
ON
PS:
Connection Established
RRC State: Connected
Go To Local
Show Remote Screen

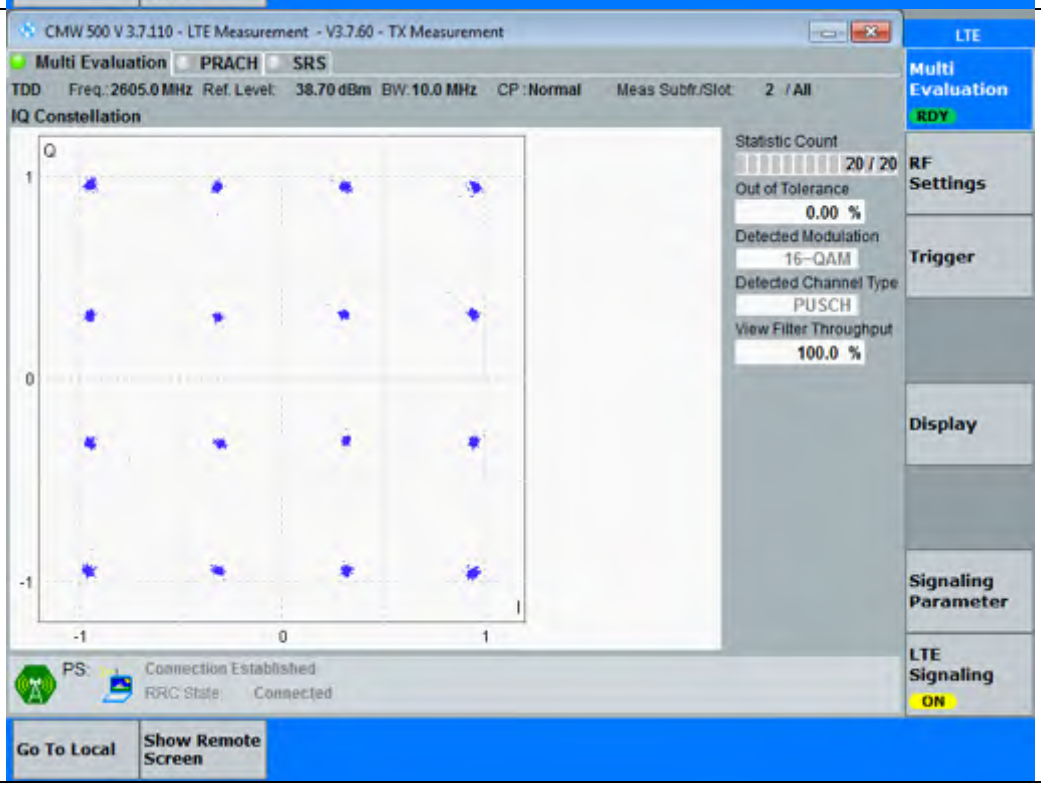
CMW 500 V 3.7.110 - LTE Measurement - V3.7.60 - TX Measurement
Multi Evaluation
PRACH
SRS
TDD Freq.:2605.0 MHz Ref. Level: 38.70 dBm BW:10.0 MHz CP:Normal Meas Subfr./Slot: 2 / All
IQ Constellation
Statistic Count
20 / 20
Out of Tolerance
0.00 %
Detected Modulation
16-QAM
Detected Channel Type
PUSCH
View Filter Throughput
100.0 %
LTE
Multi Evaluation
RDY
RF Settings
Trigger
Display
Signaling Parameter
LTE Signaling
ON
PS:
Connection Established
RRC State: Connected
Go To Local
Show Remote Screen

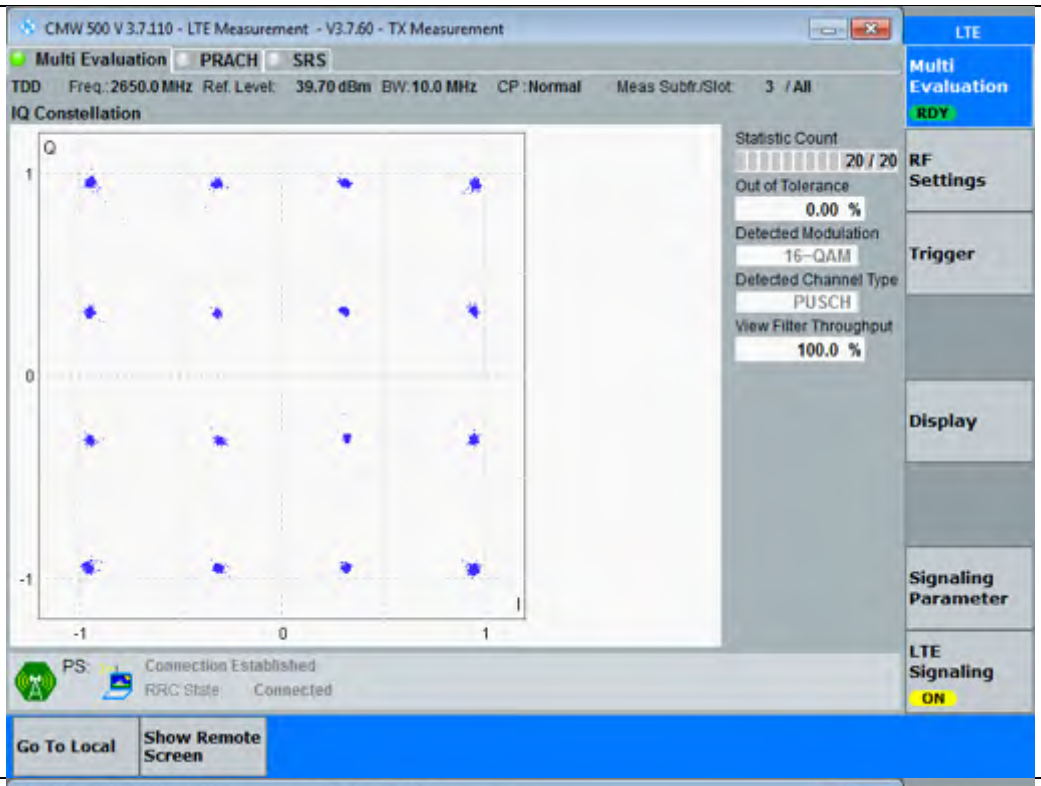
CMW 500 V 3.7.110 - LTE Measurement - V3.7.60 - TX Measurement
Multi Evaluation
PRACH
SRS
TDD Freq.:2650.0 MHz Ref. Level: 39.70 dBm BW:10.0 MHz CP:Normal Meas Subfr./Slot: 3 / All
IQ Constellation
Statistic Count
20 / 20
Out of Tolerance
0.00 %
Detected Modulation
16-QAM
Detected Channel Type
PUSCH
View Filter Throughput
100.0 %
LTE
Multi Evaluation
RDY
RF Settings
Trigger
Display
Signaling Parameter
LTE Signaling
ON
PS:
Connection Established
RRC State: Connected
Go To Local
Show Remote Screen

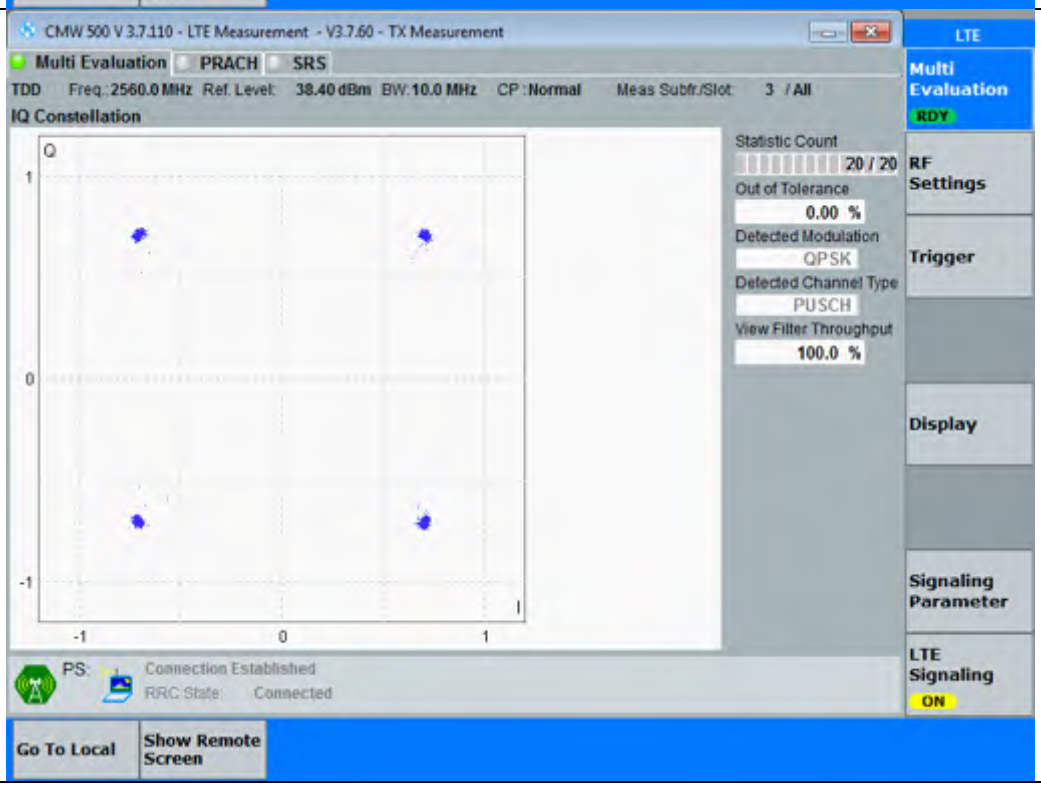
CMW 500 V 3.7.110 - LTE Measurement - V3.7.60 - TX Measurement
Multi Evaluation
PRACH
SRS
TDD Freq.:2560.0 MHz Ref. Level: 38.40 dBm BW:10.0 MHz CP:Normal Meas Subfr./Slot: 3 / All
IQ Constellation
Statistic Count
20 / 20
Out of Tolerance
0.00 %
Detected Modulation
QPSK
Detected Channel Type
PUSCH
View Filter Throughput
100.0 %
LTE
Multi Evaluation
RDY
RF Settings
Trigger
Display
Signaling Parameter
LTE Signaling
ON
PS:
Connection Established
RRC State: Connected
Go To Local
Show Remote Screen

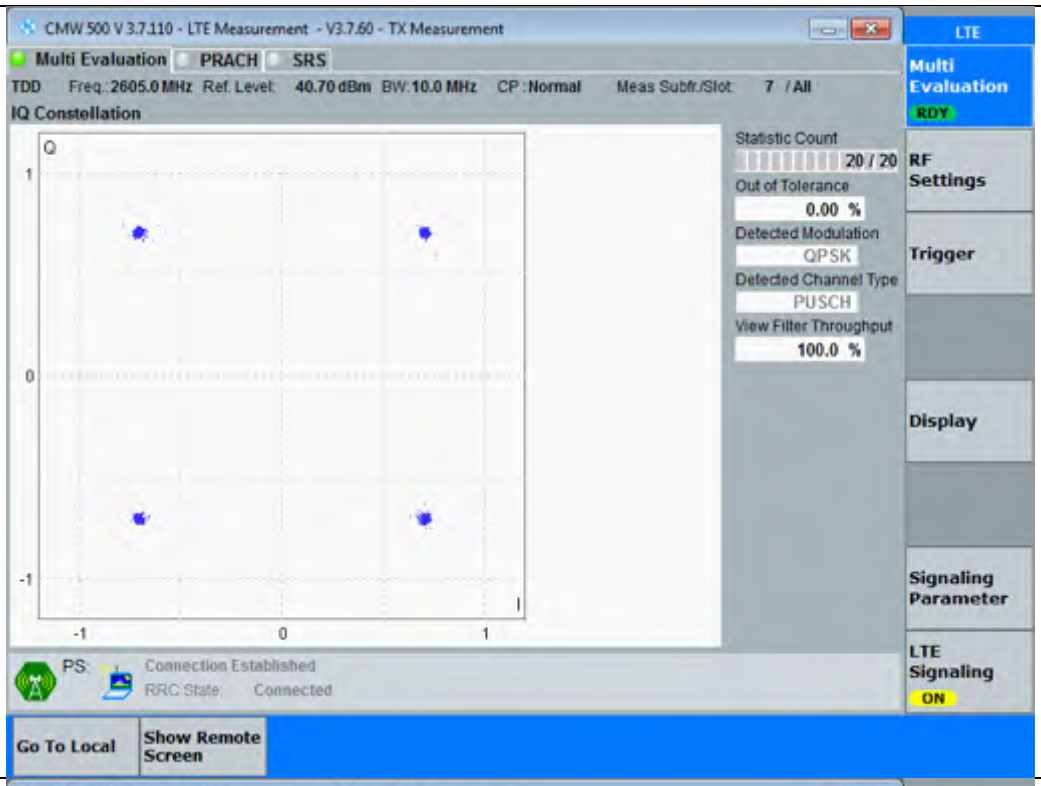
CMW 500 V 3.7.110 - LTE Measurement - V3.7.60 - TX Measurement
Multi Evaluation
PRACH
SRS
TDD Freq.:2605.0 MHz Ref. Level: 40.70 dBm BW:10.0 MHz CP:Normal Meas Subfr./Slot: 7 / All
IQ Constellation
Statistic Count
20 / 20
Out of Tolerance
0.00 %
Detected Modulation
QPSK
Detected Channel Type
PUSCH
View Filter Throughput
100.0 %
PS:
Connection Established
RRC State: Connected
LTE
Multi Evaluation
RDY
RF Settings
Trigger
Display
Signaling Parameter
LTE Signaling
ON
Go To Local
Show Remote Screen

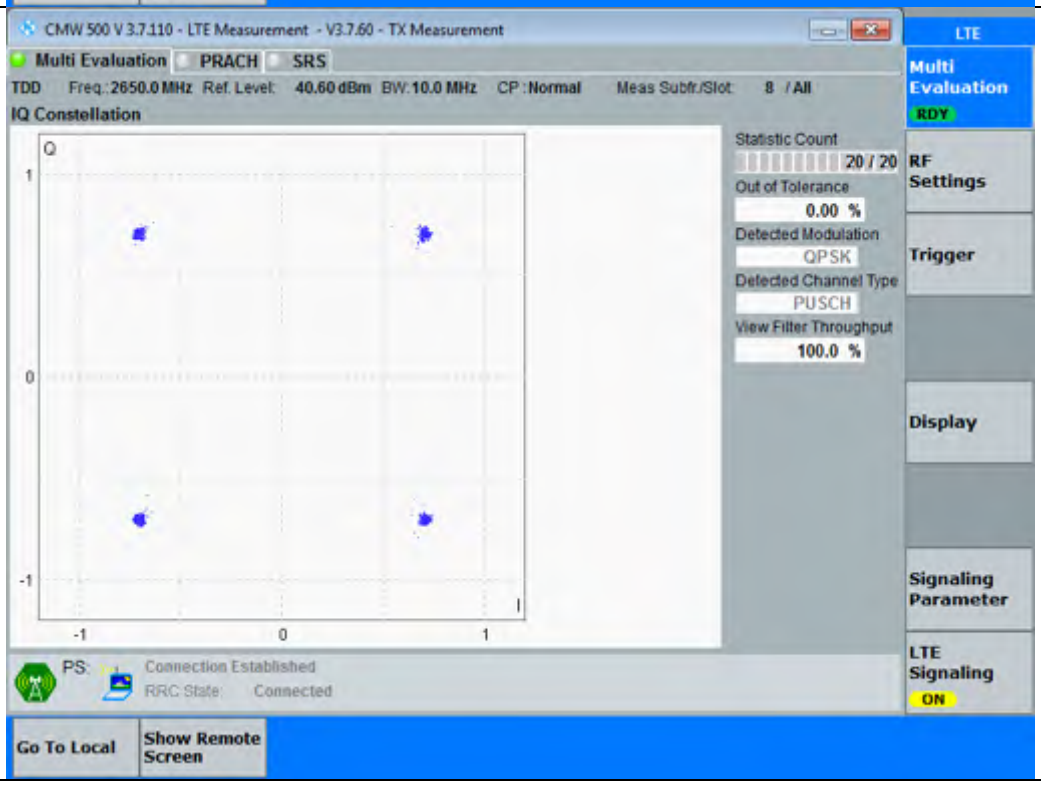
CMW 500 V 3.7.110 - LTE Measurement - V3.7.60 - TX Measurement
Multi Evaluation
PRACH
SRS
TDD Freq.:2650.0 MHz Ref. Level: 40.60 dBm BW:10.0 MHz CP:Normal Meas Subfr./Slot: 8 / All
IQ Constellation
Statistic Count
20 / 20
Out of Tolerance
0.00 %
Detected Modulation
QPSK
Detected Channel Type
PUSCH
View Filter Throughput
100.0 %
PS:
Connection Established
RRC State: Connected
LTE
Multi Evaluation
RDY
RF Settings
Trigger
Display
Signaling Parameter
LTE Signaling
ON
Go To Local
Show Remote Screen

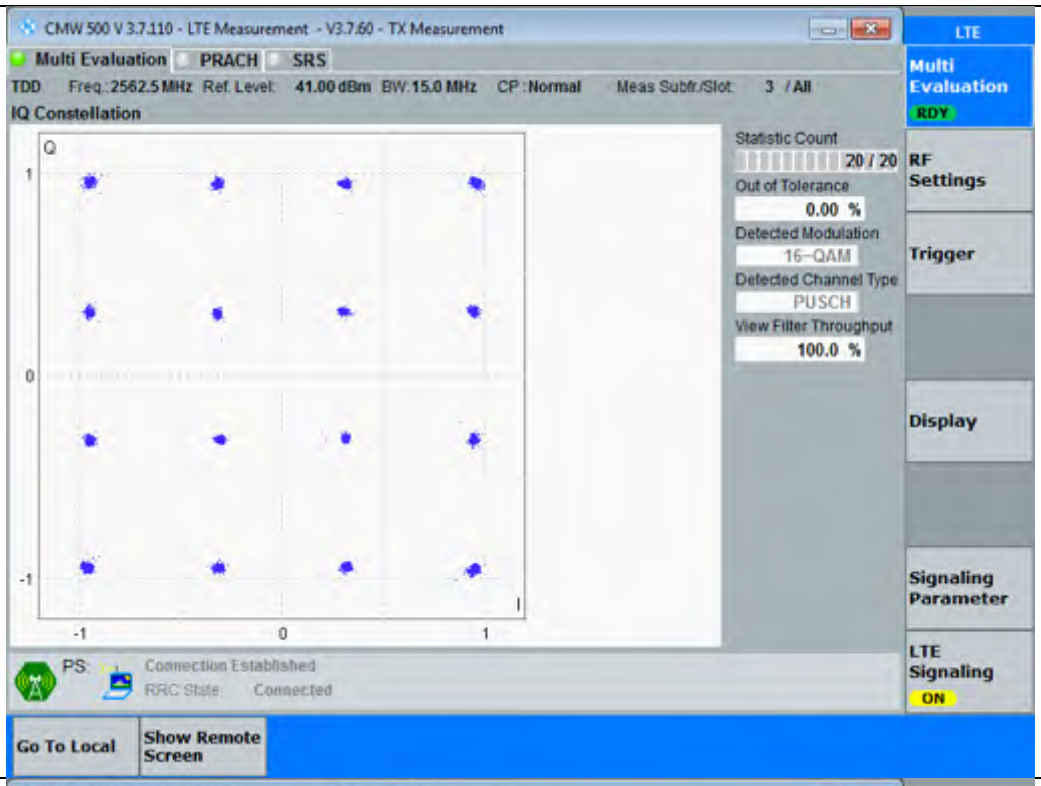
CMW 500 V 3.7.110 - LTE Measurement - V3.7.60 - TX Measurement
Multi Evaluation
PRACH
SRS
TDD Freq.:2562.5 MHz Ref. Level: 41.00 dBm BW:15.0 MHz CP:Normal Meas Subfr./Slot: 3 / All
IQ Constellation
Statistic Count
20 / 20
Out of Tolerance
0.00 %
Detected Modulation
16-QAM
Detected Channel Type
PUSCH
View Filter Throughput
100.0 %
LTE
Multi Evaluation
RDY
RF Settings
Trigger
Display
Signaling Parameter
LTE Signaling
ON
PS:
Connection Established
RRC State: Connected
Go To Local
Show Remote Screen

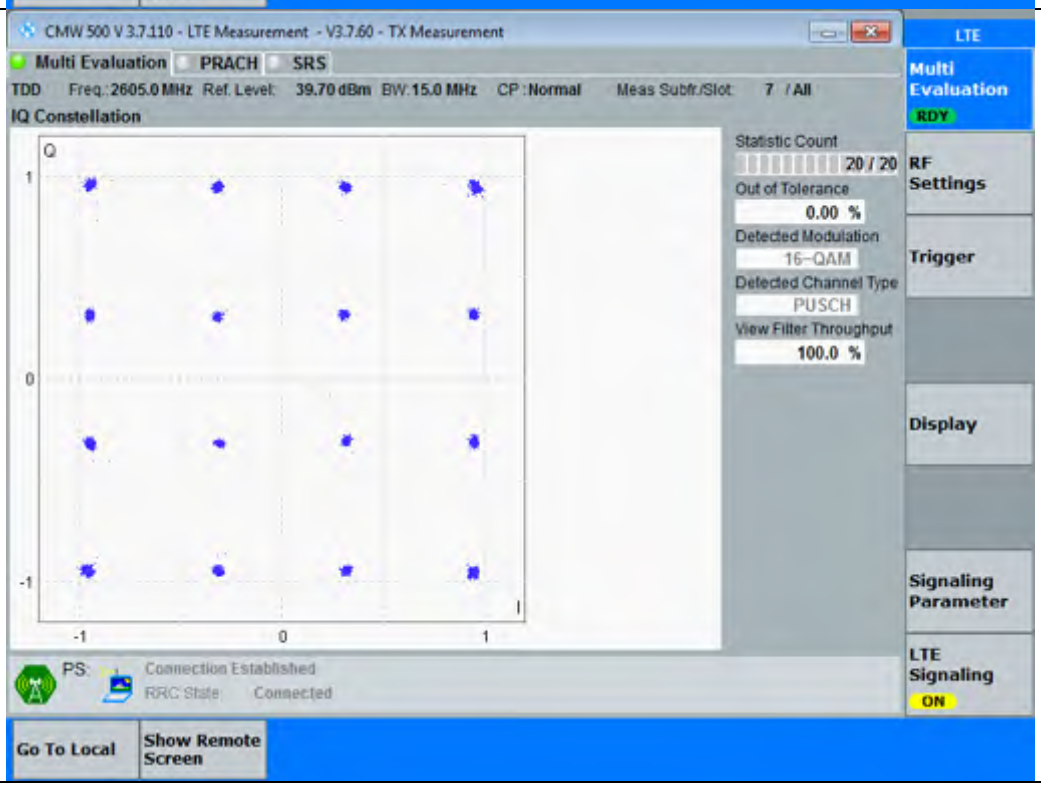
CMW 500 V 3.7.110 - LTE Measurement - V3.7.60 - TX Measurement
Multi Evaluation
PRACH
SRS
TDD Freq.:2605.0 MHz Ref. Level: 39.70 dBm BW:15.0 MHz CP:Normal Meas Subfr./Slot: 7 / All
IQ Constellation
Statistic Count
20 / 20
Out of Tolerance
0.00 %
Detected Modulation
16-QAM
Detected Channel Type
PUSCH
View Filter Throughput
100.0 %
LTE
Multi Evaluation
RDY
RF Settings
Trigger
Display
Signaling Parameter
LTE Signaling
ON
PS:
Connection Established
RRC State: Connected
Go To Local
Show Remote Screen

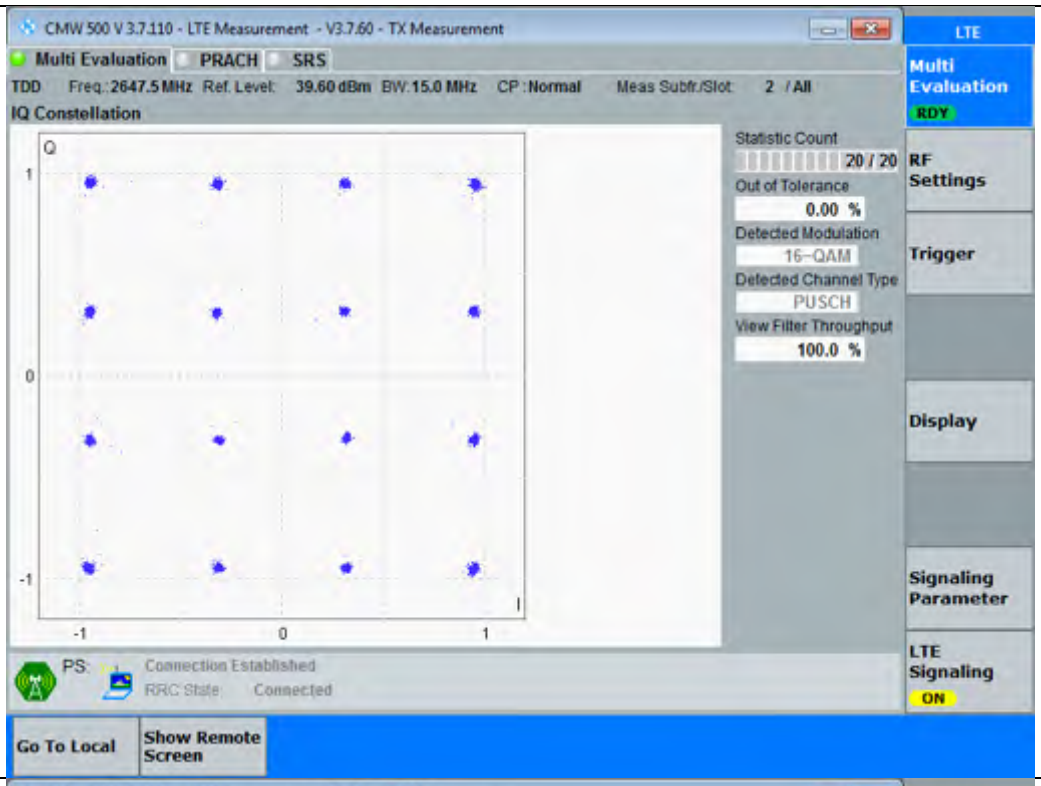
CMW 500 V 3.7.110 - LTE Measurement - V3.7.60 - TX Measurement
Multi Evaluation
PRACH
SRS
TDD Freq.:2647.5 MHz Ref. Level: 39.60 dBm BW:15.0 MHz CP:Normal Meas Subfr./Slot: 2 / All
IQ Constellation
Statistic Count
20 / 20
Out of Tolerance
0.00 %
Detected Modulation
16-QAM
Detected Channel Type
PUSCH
View Filter Throughput
100.0 %
PS:
Connection Established
RRC State: Connected
LTE
Multi Evaluation
RDY
RF Settings
Trigger
Display
Signaling Parameter
LTE Signaling
ON
Go To Local
Show Remote Screen

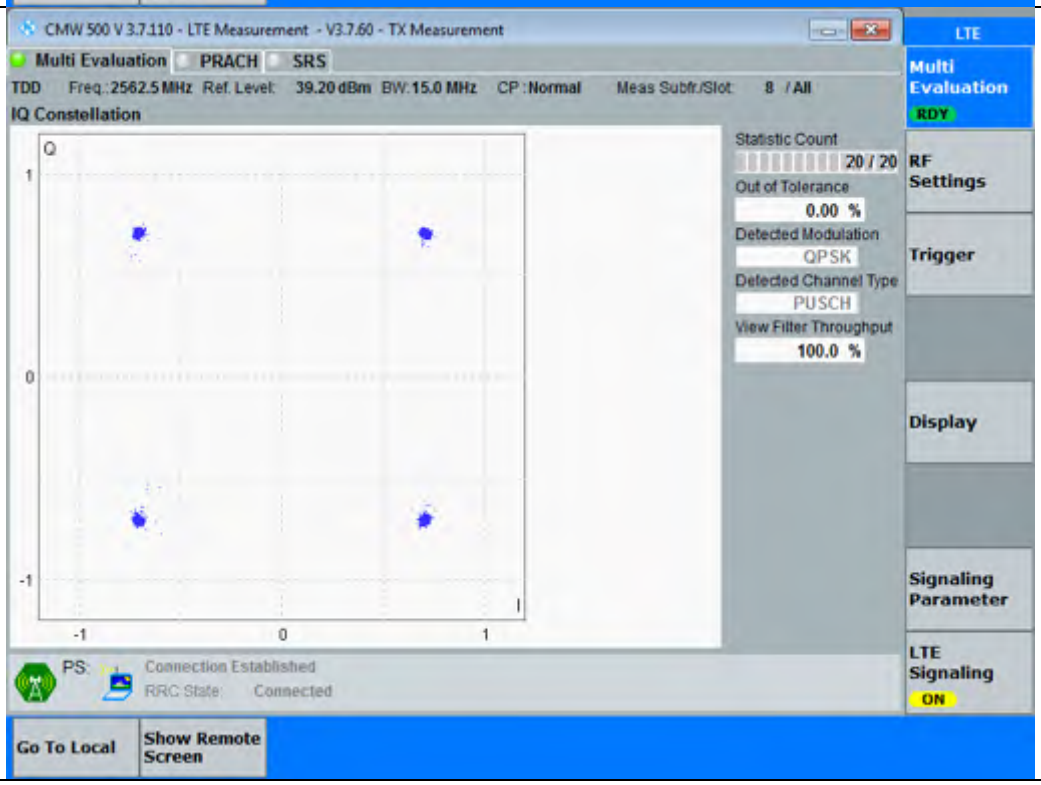
CMW 500 V 3.7.110 - LTE Measurement - V3.7.60 - TX Measurement
Multi Evaluation
PRACH
SRS
TDD Freq.:2562.5 MHz Ref. Level: 39.20 dBm BW:15.0 MHz CP:Normal Meas Subfr./Slot: 8 / All
IQ Constellation
Statistic Count
20 / 20
Out of Tolerance
0.00 %
Detected Modulation
QPSK
Detected Channel Type
PUSCH
View Filter Throughput
100.0 %
PS:
Connection Established
RRC State: Connected
LTE
Multi Evaluation
RDY
RF Settings
Trigger
Display
Signaling Parameter
LTE Signaling
ON
Go To Local
Show Remote Screen

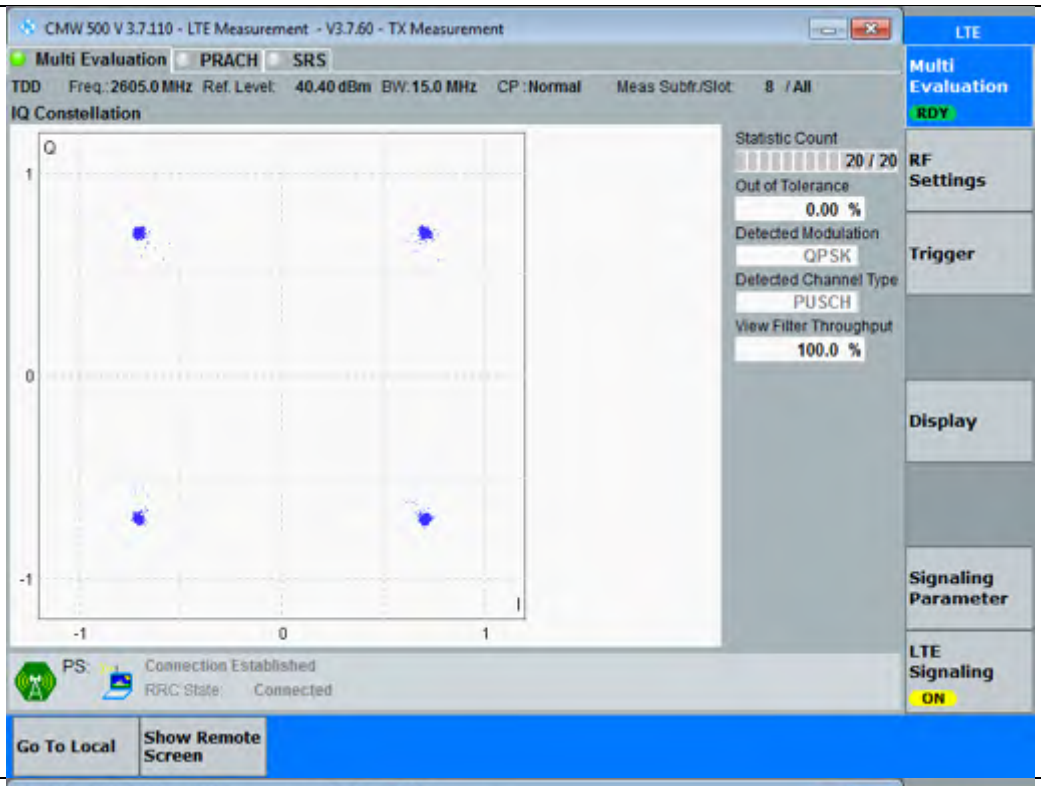
CMW 500 V 3.7.110 - LTE Measurement - V3.7.60 - TX Measurement
Multi Evaluation
PRACH
SRS
TDD Freq.:2605.0 MHz Ref. Level: 40.40 dBm BW:15.0 MHz CP:Normal Meas Subfr./Slot: 8 / All
IQ Constellation
Statistic Count
20 / 20
Out of Tolerance
0.00 %
Detected Modulation
QPSK
Detected Channel Type
PUSCH
View Filter Throughput
100.0 %
PS:
Connection Established
RRC State: Connected
LTE
Multi Evaluation
RDY
RF Settings
Trigger
Display
Signaling Parameter
LTE Signaling
ON
Go To Local
Show Remote Screen

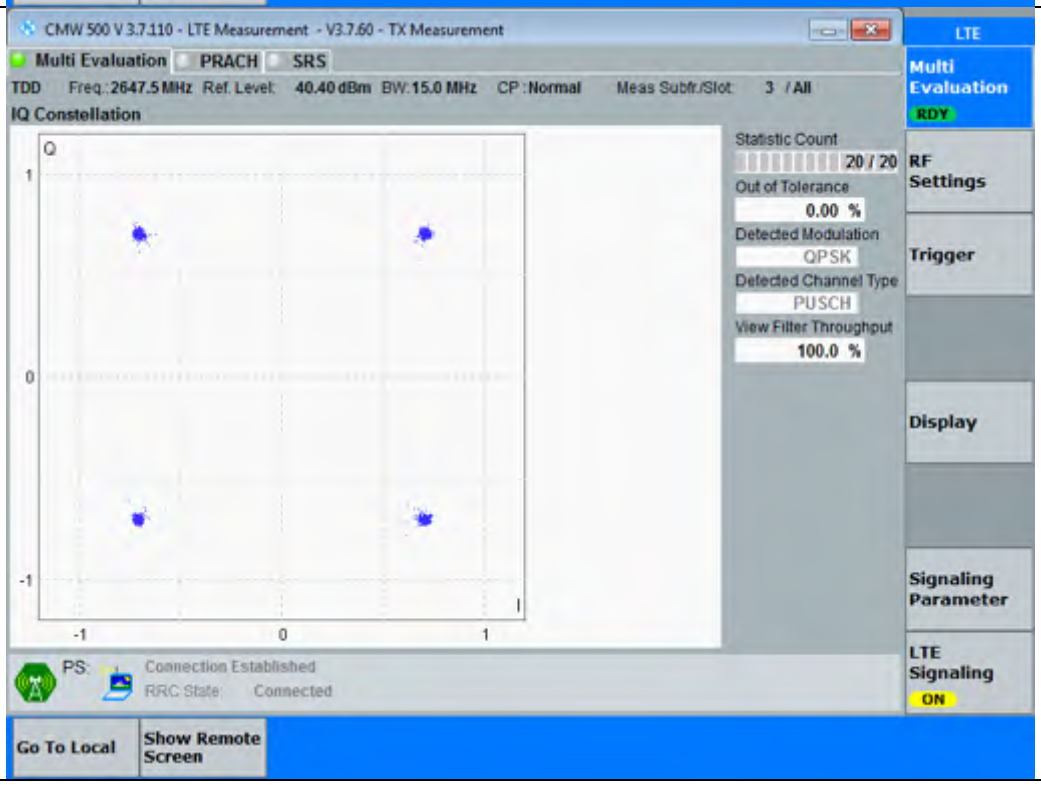
CMW 500 V 3.7.110 - LTE Measurement - V3.7.60 - TX Measurement
Multi Evaluation
PRACH
SRS
TDD Freq.:2647.5 MHz Ref. Level: 40.40 dBm BW:15.0 MHz CP:Normal Meas Subfr./Slot: 3 / All
IQ Constellation
Statistic Count
20 / 20
Out of Tolerance
0.00 %
Detected Modulation
QPSK
Detected Channel Type
PUSCH
View Filter Throughput
100.0 %
PS:
Connection Established
RRC State: Connected
LTE
Multi Evaluation
RDY
RF Settings
Trigger
Display
Signaling Parameter
LTE Signaling
ON
Go To Local
Show Remote Screen

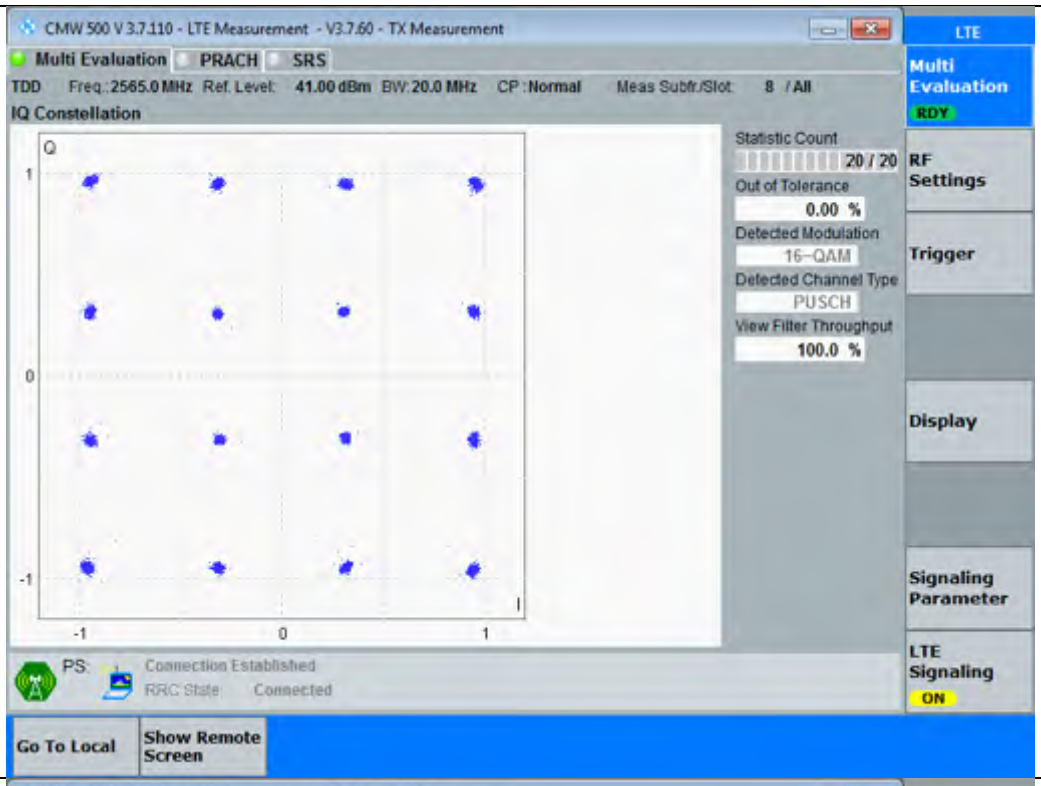
CMW 500 V 3.7.110 - LTE Measurement - V3.7.60 - TX Measurement
Multi Evaluation
PRACH
SRS
TDD Freq.:2565.0 MHz Ref. Level: 41.00 dBm BW:20.0 MHz CP:Normal Meas Subfr./Slot: 8 / All
IQ Constellation
Statistic Count
20 / 20
Out of Tolerance
0.00 %
Detected Modulation
16-QAM
Detected Channel Type
PUSCH
View Filter Throughput
100.0 %
LTE
Multi Evaluation
RDY
RF Settings
Trigger
Display
Signaling Parameter
LTE Signaling
ON
PS:
Connection Established
RRC State: Connected
Go To Local
Show Remote Screen

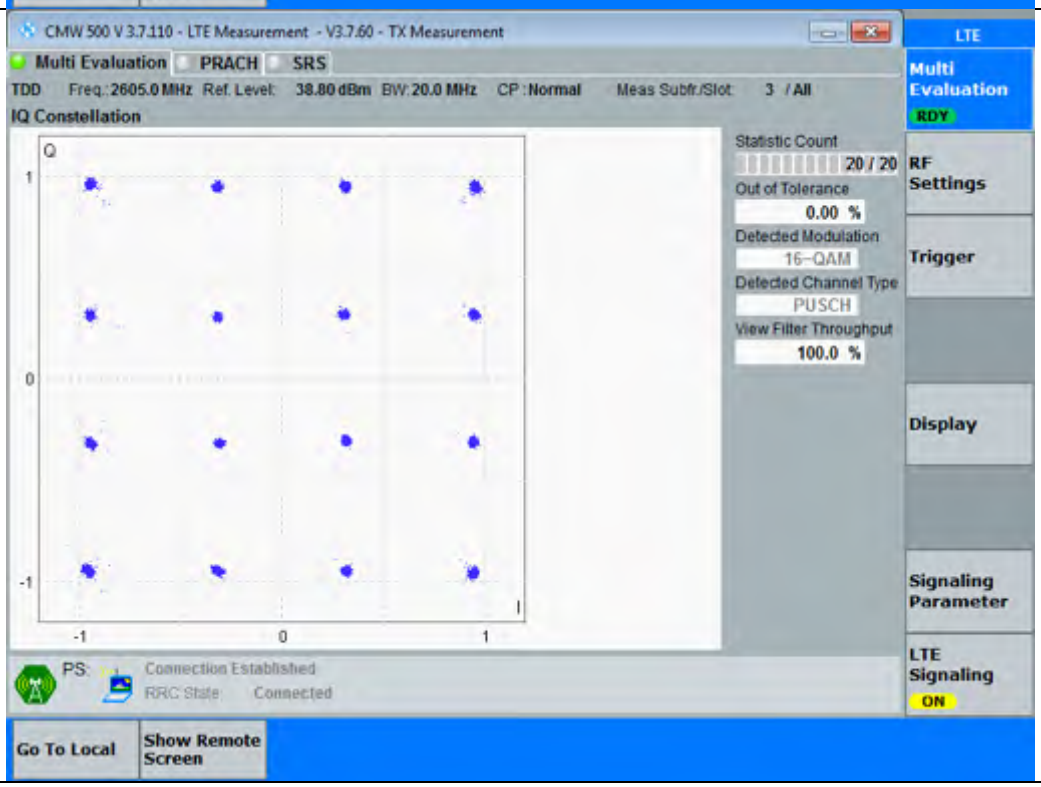
CMW 500 V 3.7.110 - LTE Measurement - V3.7.60 - TX Measurement
Multi Evaluation
PRACH
SRS
TDD Freq.:2605.0 MHz Ref. Level: 38.80 dBm BW:20.0 MHz CP:Normal Meas Subfr./Slot: 3 / All
IQ Constellation
Statistic Count
20 / 20
Out of Tolerance
0.00 %
Detected Modulation
16-QAM
Detected Channel Type
PUSCH
View Filter Throughput
100.0 %
LTE
Multi Evaluation
RDY
RF Settings
Trigger
Display
Signaling Parameter
LTE Signaling
ON
PS:
Connection Established
RRC State: Connected
Go To Local
Show Remote Screen

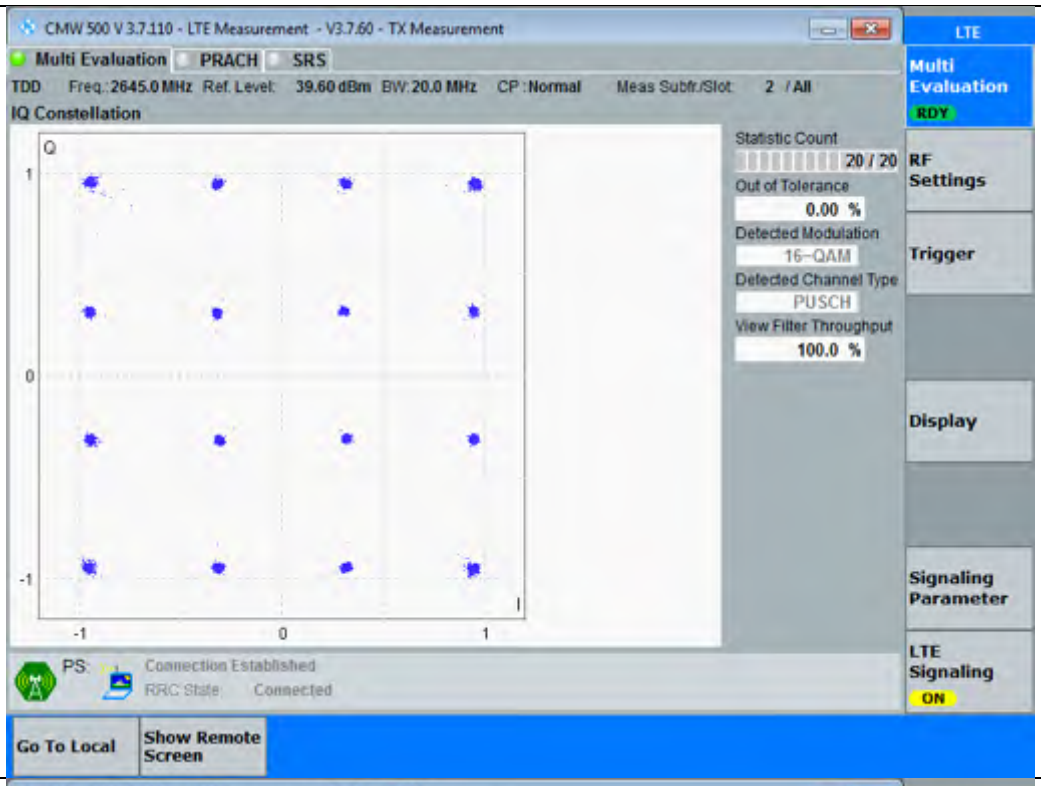
CMW 500 V 3.7.110 - LTE Measurement - V3.7.60 - TX Measurement
Multi Evaluation
PRACH
SRS
TDD Freq.:2645.0 MHz Ref. Level: 39.60 dBm BW:20.0 MHz CP:Normal Meas Subfr./Slot: 2 / All
IQ Constellation
Statistic Count
20 / 20
Out of Tolerance
0.00 %
Detected Modulation
16-QAM
Detected Channel Type
PUSCH
View Filter Throughput
100.0 %
LTE
Multi Evaluation
RDY
RF Settings
Trigger
Display
Signaling Parameter
LTE Signaling
ON
PS:
Connection Established
RRC State: Connected
Go To Local
Show Remote Screen

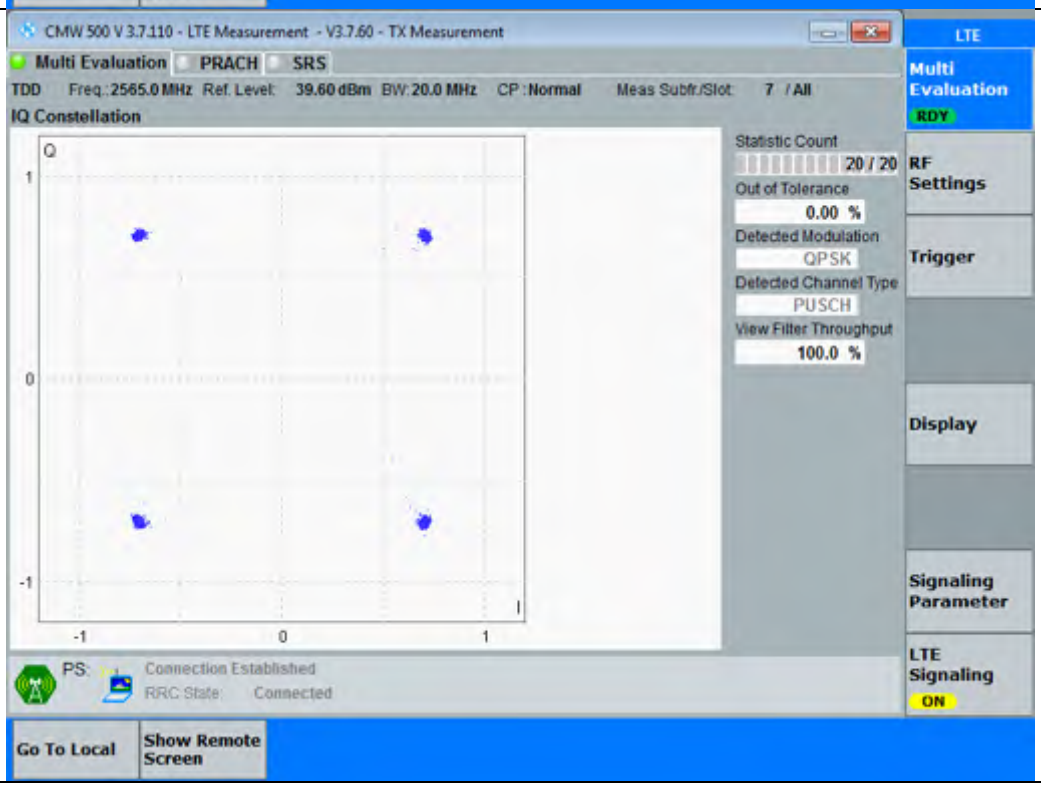
CMW 500 V 3.7.110 - LTE Measurement - V3.7.60 - TX Measurement
Multi Evaluation
PRACH
SRS
TDD Freq.:2565.0 MHz Ref. Level: 39.60 dBm BW:20.0 MHz CP:Normal Meas Subfr./Slot: 7 / All
IQ Constellation
Statistic Count
20 / 20
Out of Tolerance
0.00 %
Detected Modulation
QPSK
Detected Channel Type
PUSCH
View Filter Throughput
100.0 %
LTE
Multi Evaluation
RDY
RF Settings
Trigger
Display
Signaling Parameter
LTE Signaling
ON
PS:
Connection Established
RRC State: Connected
Go To Local
Show Remote Screen

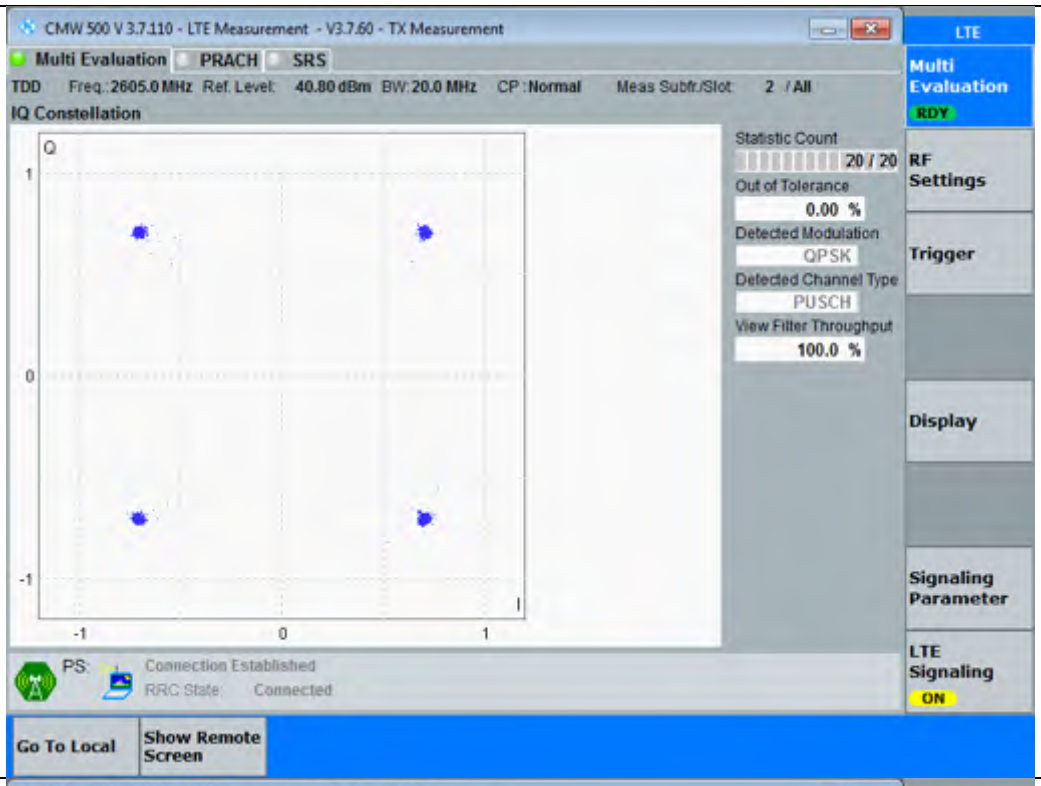

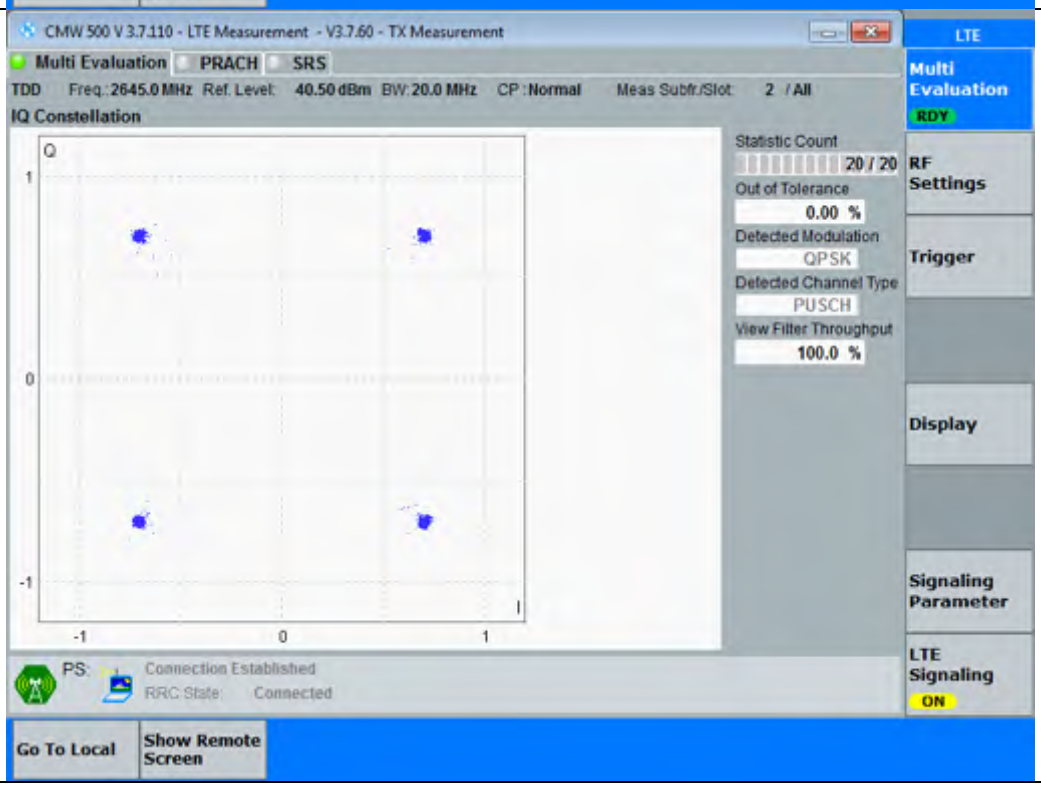

4.Peak-Average Ratio

Band 2

Test Band: 2 _ 1.4MHz Bandwidth							
Test Mode	RB Allocation		Test result (dB)			Limit (dB)	Verdict
	Size	Offset	LCH	MCH	HCH		
QPSK	6	0	5.03	4.98	4.54	13	PASS
16QAM	6	0	5.87	5.86	5.42	13	PASS

1.2 Test Graph

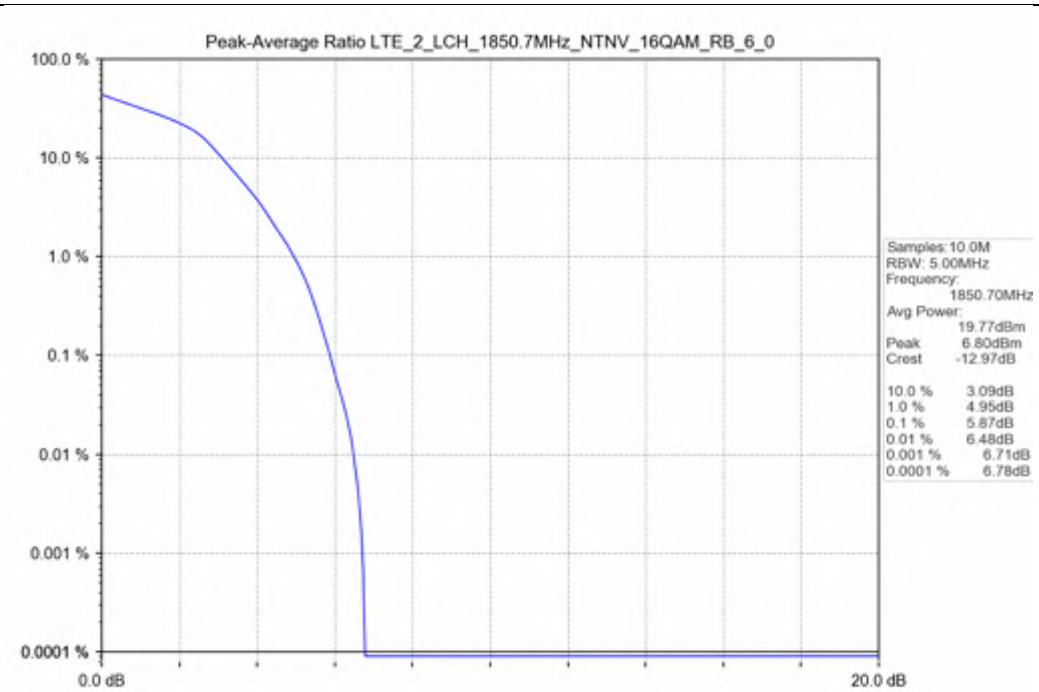

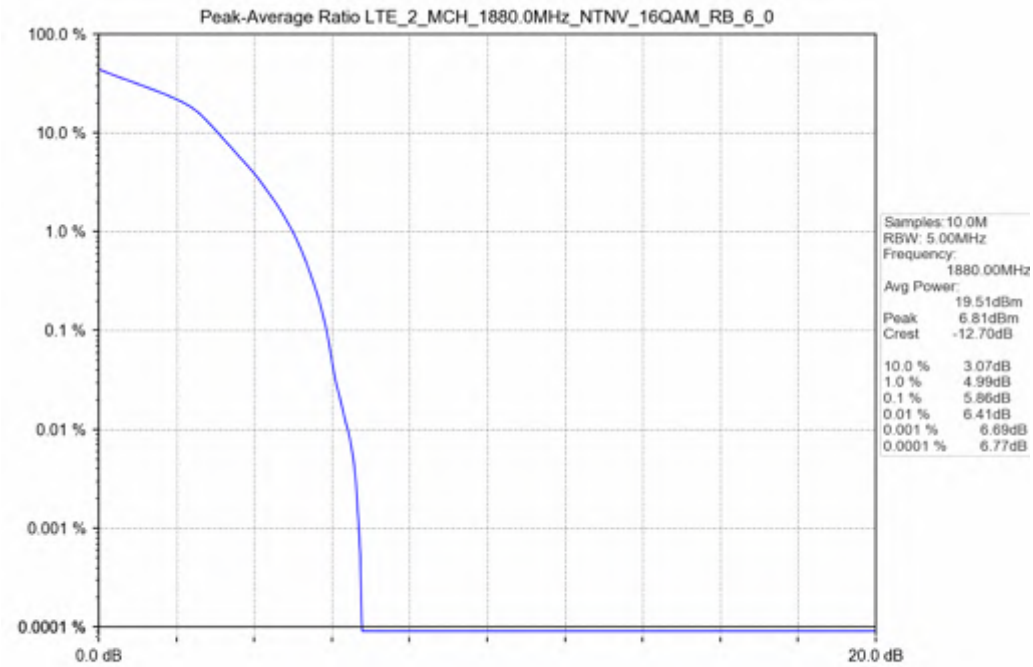
Peak-Average Ratio LTE_2_MCH_1880.0MHz_NTNV_16QAM_RB_6_0
100.0 %
10.0 %
1.0 %
0.1 %
0.01 %
0.001 %
0.0001 %
0.0 dB
20.0 dB
Samples: 10.0M
RBW: 5.00MHz
Frequency:
1880.00MHz
Avg Power:
19.51dBm
Peak 6.81dBm
Crest -12.70dB
10.0 % 3.07dB
1.0 % 4.99dB
0.1 % 5.86dB
0.01 % 6.41dB
0.001 % 6.69dB
0.0001 % 6.77dB

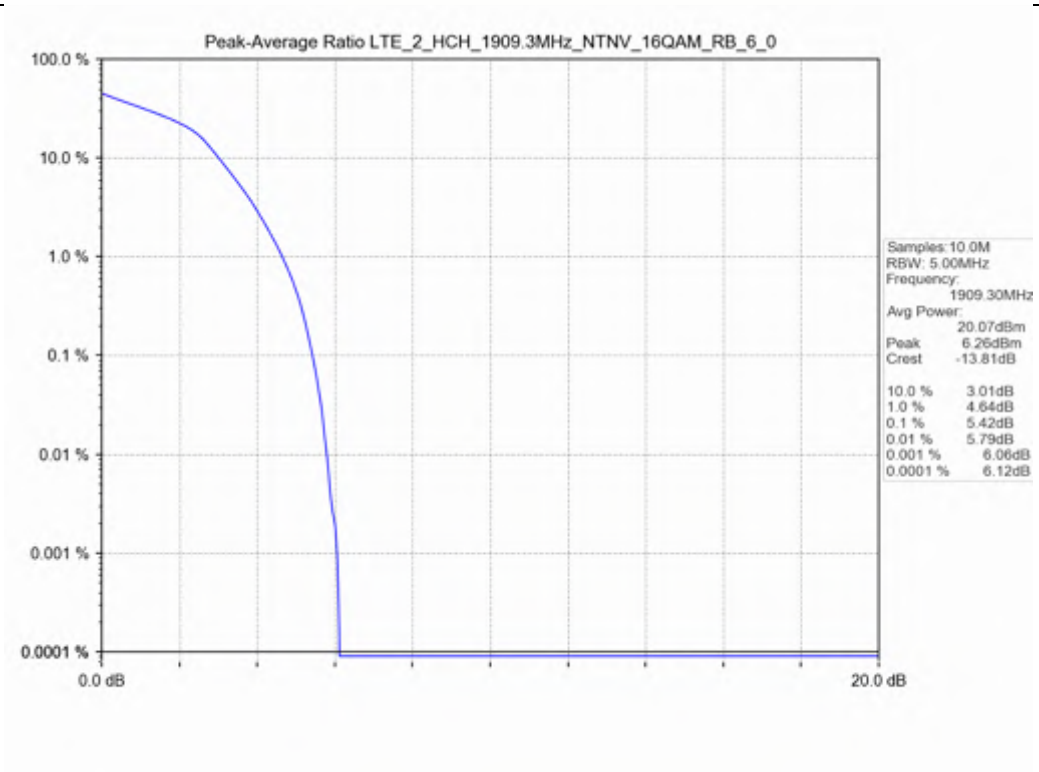
Peak-Average Ratio LTE_2_HCH_1909.3MHz_NTNV_16QAM_RB_6_0
100.0 %
10.0 %
1.0 %
0.1 %
0.01 %
0.001 %
0.0001 %
0.0 dB
20.0 dB
Samples: 10.0M
RBW: 5.00MHz
Frequency:
1909.30MHz
Avg Power:
20.07dBm
Peak 6.26dBm
Crest -13.81dB
10.0 % 3.01dB
1.0 % 4.64dB
0.1 % 5.42dB
0.01 % 5.79dB
0.001 % 6.06dB
0.0001 % 6.12dB

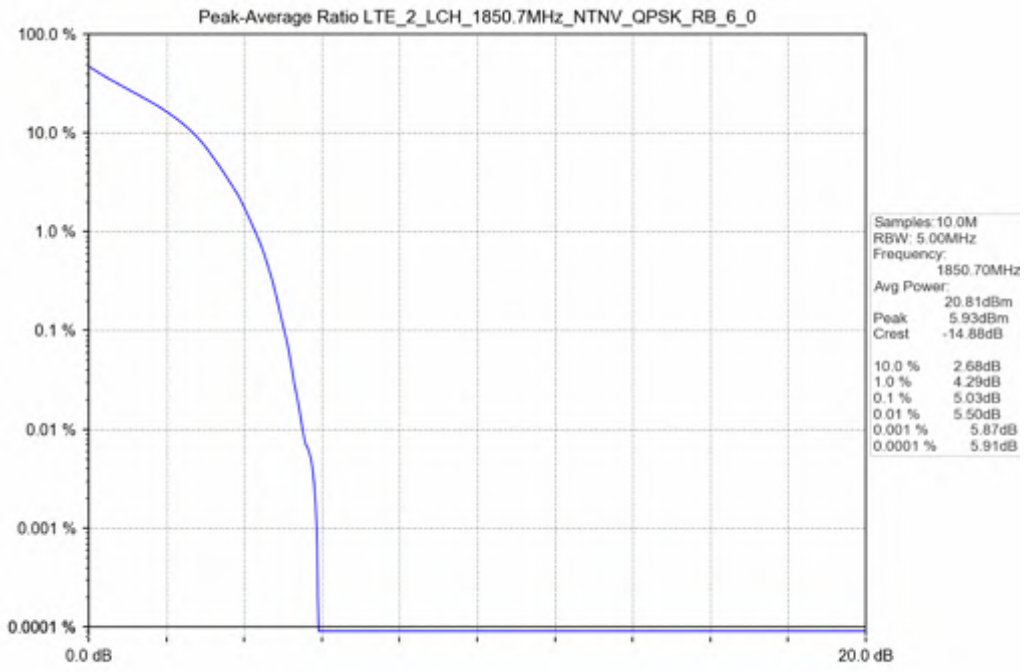
Peak-Average Ratio LTE_2_LCH_1850.7MHz_NTNV_QPSK_RB_6_0
100.0 %
10.0 %
1.0 %
0.1 %
0.01 %
0.001 %
0.0001 %
0.0 dB
20.0 dB
Samples: 10.0M
RBW: 5.00MHz
Frequency:
1850.70MHz
Avg Power:
20.81dBm
Peak 5.93dBm
Crest -14.88dB
10.0 % 2.68dB
1.0 % 4.29dB
0.1 % 5.03dB
0.01 % 5.50dB
0.001 % 5.87dB
0.0001 % 5.91dB

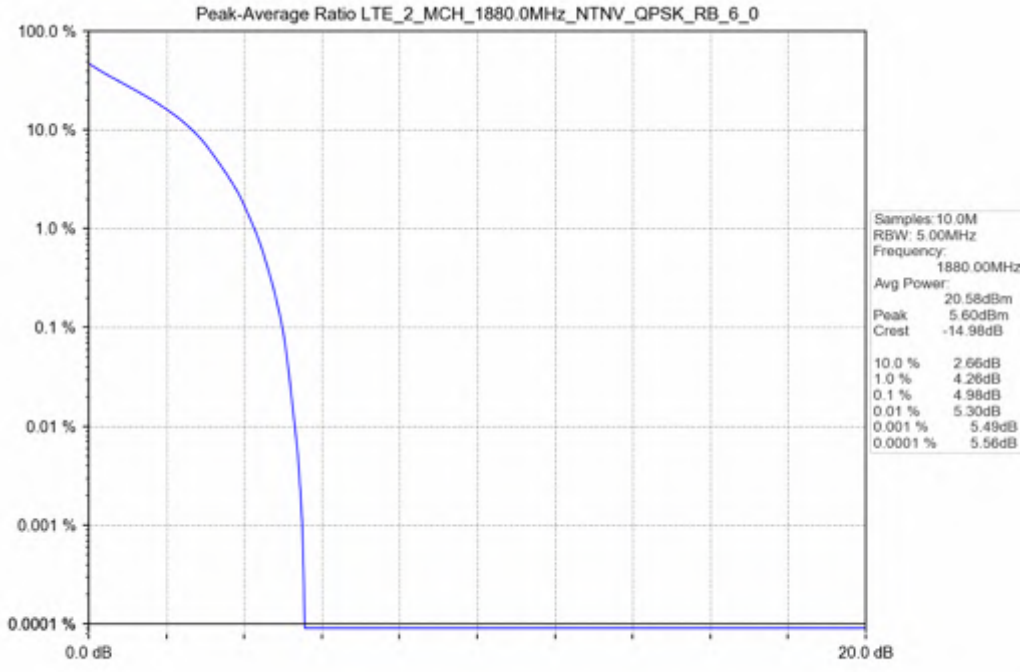
Peak-Average Ratio LTE_2_MCH_1880.0MHz_NTNV_QPSK_RB_6_0
100.0 %
10.0 %
1.0 %
0.1 %
0.01 %
0.001 %
0.0001 %
0.0 dB
20.0 dB
Samples: 10.0M
RBW: 5.00MHz
Frequency:
1880.00MHz
Avg Power:
20.58dBm
Peak 5.60dBm
Crest -14.98dB
10.0 % 2.66dB
1.0 % 4.26dB
0.1 % 4.98dB
0.01 % 5.30dB
0.001 % 5.49dB
0.0001 % 5.56dB

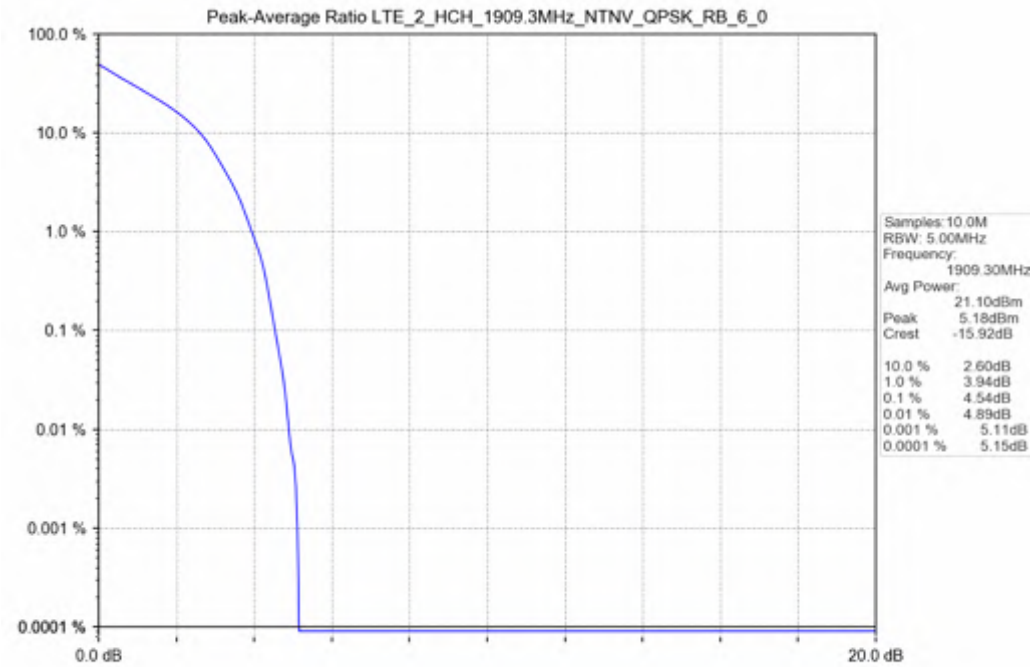

Test Band: 2 _ 3MHz Bandwidth							
Test Mode	RB Allocation		Test result (dB)			Limit (dB)	Verdict
	Size	Offset	LCH	MCH	HCH		
QPSK	15	0	5.17	5.06	4.71	13	PASS
16QAM	15	0	6.01	5.93	5.55	13	PASS

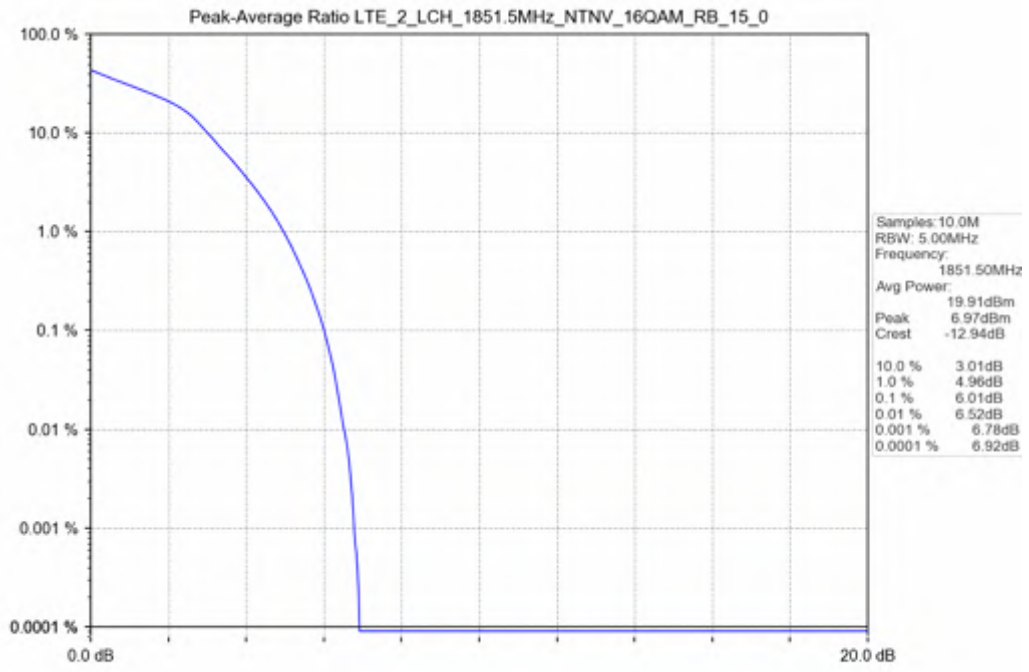
Peak-Average Ratio LTE_2_LCH_1851.5MHz_NTNV_16QAM_RB_15_0
100.0 %
10.0 %
1.0 %
0.1 %
0.01 %
0.001 %
0.0001 %
0.0 dB
20.0 dB
Samples: 10.0M
RBW: 5.00MHz
Frequency:
1851.50MHz
Avg Power:
19.91dBm
Peak 6.97dBm
Crest -12.94dB
10.0 % 3.01dB
1.0 % 4.96dB
0.1 % 6.01dB
0.01 % 6.52dB
0.001 % 6.78dB
0.0001 % 6.92dB

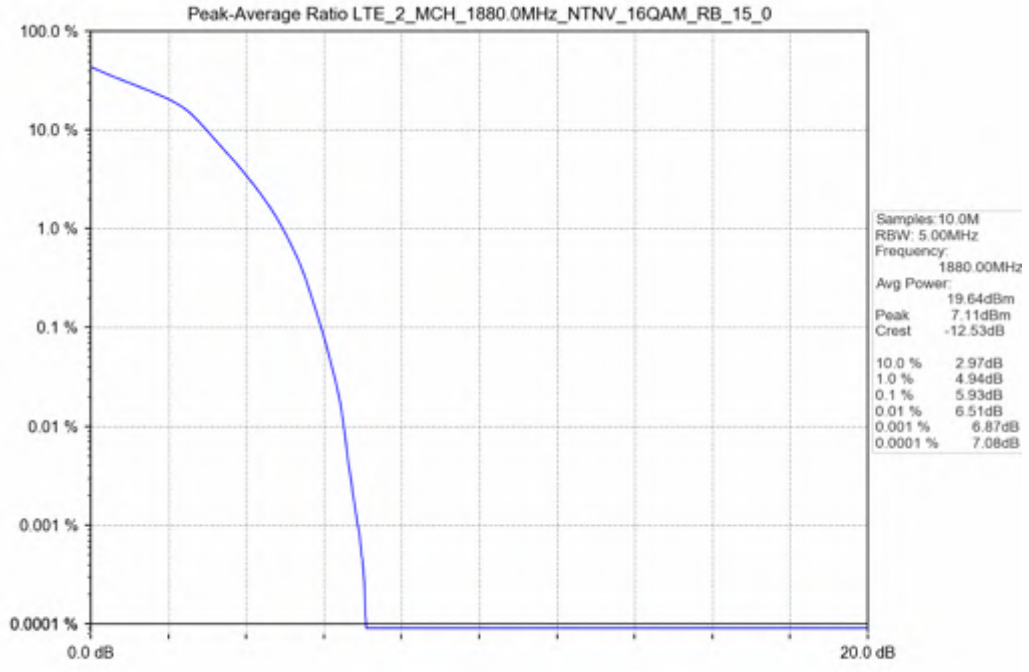
Peak-Average Ratio LTE_2_MCH_1880.0MHz_NTNV_16QAM_RB_15_0
100.0 %
10.0 %
1.0 %
0.1 %
0.01 %
0.001 %
0.0001 %
0.0 dB
20.0 dB
Samples: 10.0M
RBW: 5.00MHz
Frequency:
1880.00MHz
Avg Power:
19.64dBm
Peak 7.11dBm
Crest -12.53dB
10.0 % 2.97dB
1.0 % 4.94dB
0.1 % 5.93dB
0.01 % 6.51dB
0.001 % 6.87dB
0.0001 % 7.08dB

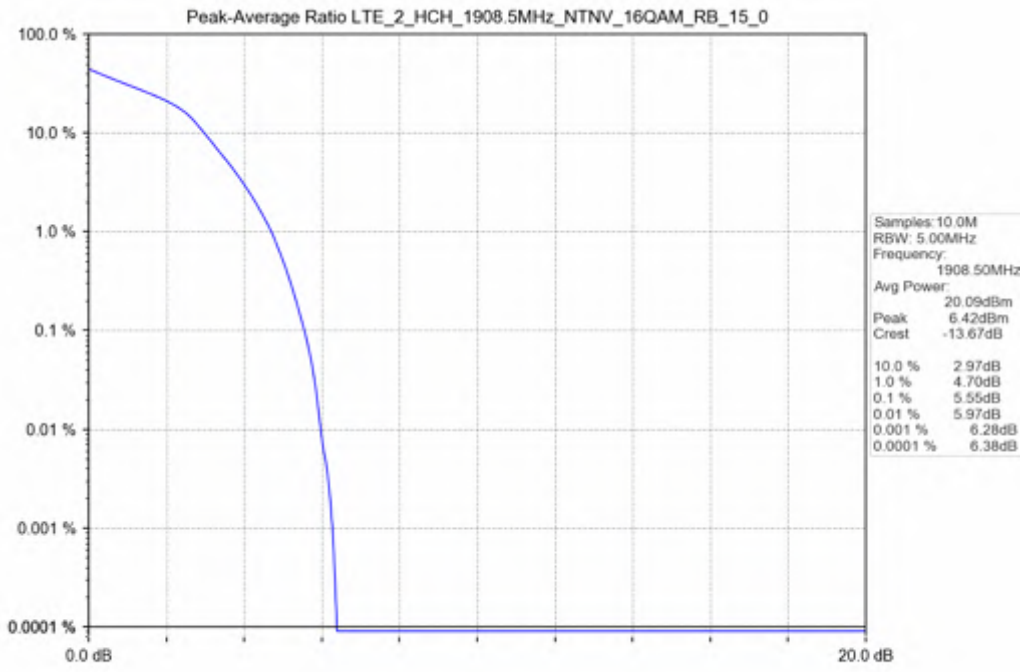
Peak-Average Ratio LTE_2_HCH_1908.5MHz_NTNV_16QAM_RB_15_0
100.0 %
10.0 %
1.0 %
0.1 %
0.01 %
0.001 %
0.0001 %
0.0 dB
20.0 dB
Samples: 10.0M
RBW: 5.00MHz
Frequency:
1908.50MHz
Avg Power:
20.09dBm
Peak 6.42dBm
Crest -13.67dB
10.0 % 2.97dB
1.0 % 4.70dB
0.1 % 5.55dB
0.01 % 5.97dB
0.001 % 6.28dB
0.0001 % 6.38dB

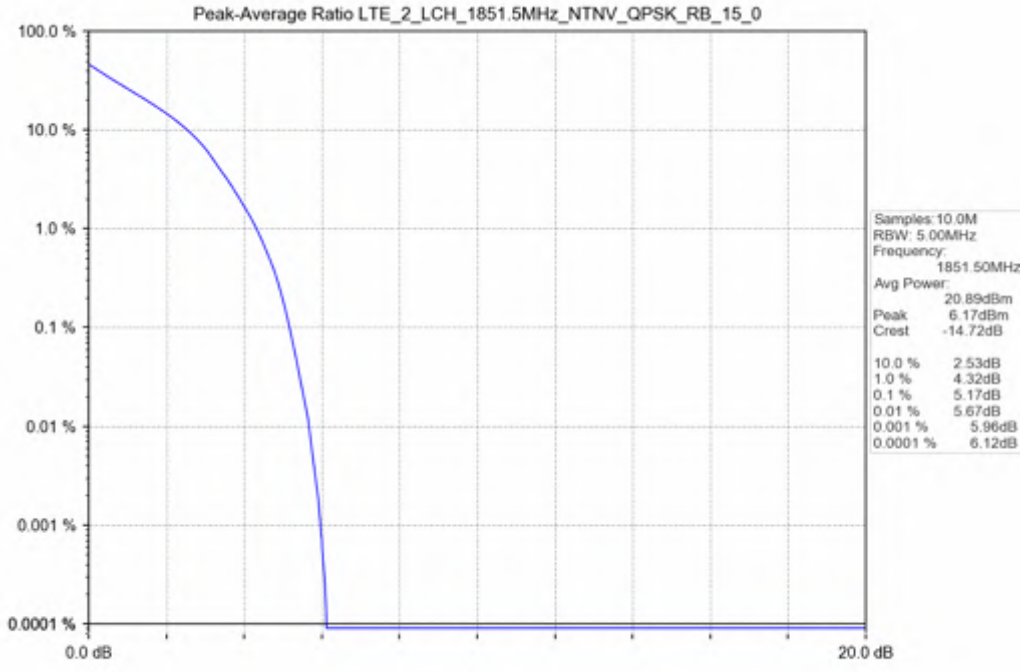
Peak-Average Ratio LTE_2_LCH_1851.5MHz_NTNV_QPSK_RB_15_0
100.0 %
10.0 %
1.0 %
0.1 %
0.01 %
0.001 %
0.0001 %
0.0 dB
20.0 dB
Samples: 10.0M
RBW: 5.00MHz
Frequency:
1851.50MHz
Avg Power:
20.89dBm
Peak 6.17dBm
Crest -14.72dB
10.0 % 2.53dB
1.0 % 4.32dB
0.1 % 5.17dB
0.01 % 5.67dB
0.001 % 5.96dB
0.0001 % 6.12dB

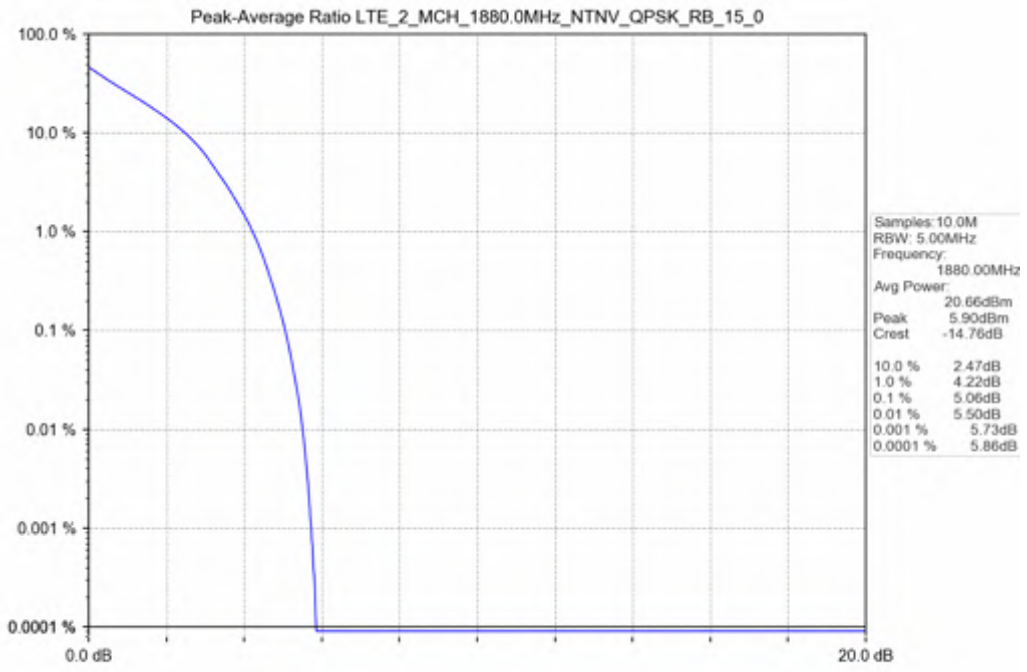

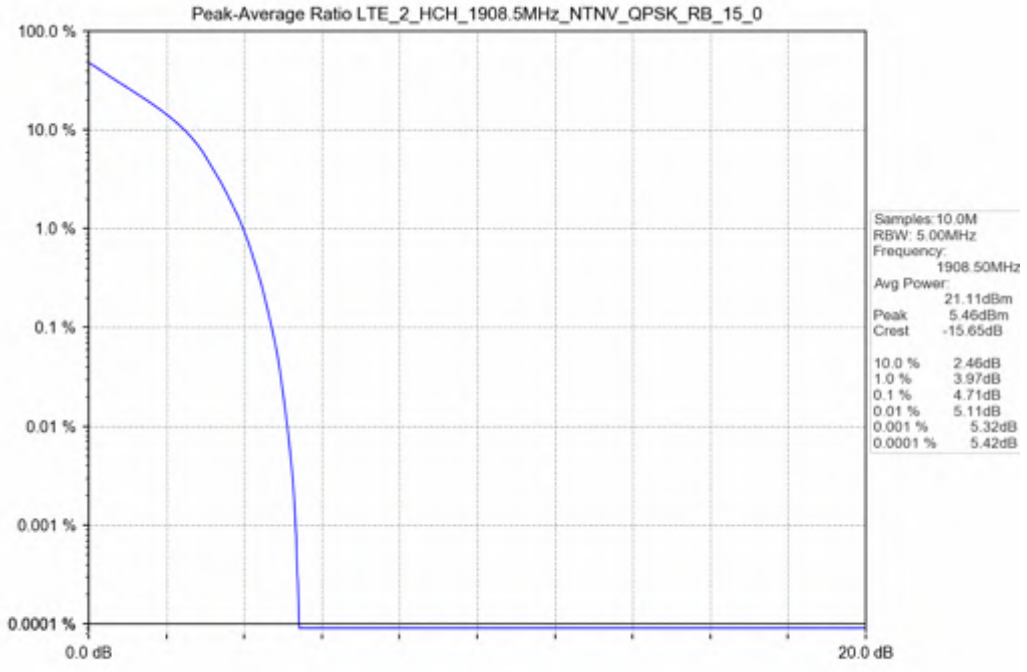

Test Band: 2 _ 5MHz Bandwidth

Test Mode	RB Allocation		Test result (dB)			Limit (dB)	Verdict
	Size	Offset	LCH	MCH	HCH		
QPSK	25	0	5.37	5.31	5.08	13	PASS
16QAM	25	0	6.13	6.05	5.79	13	PASS

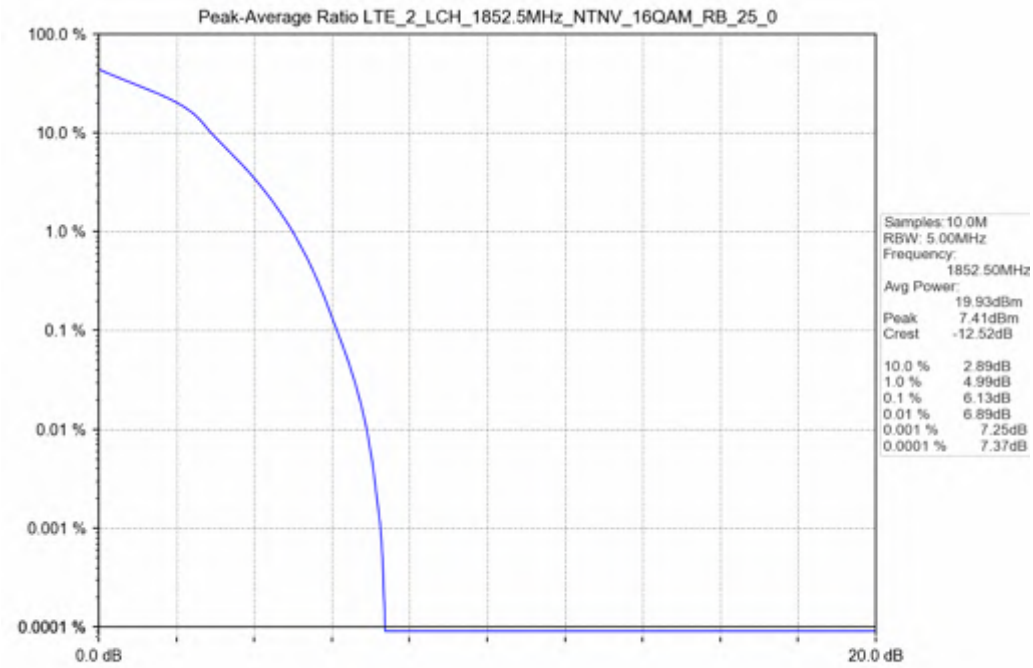

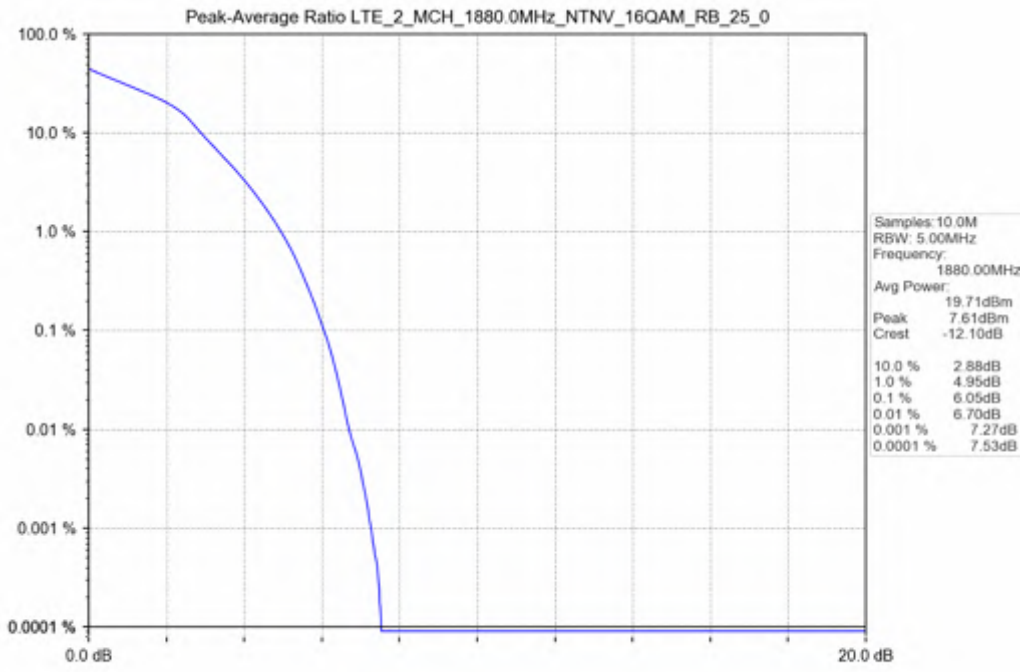
Peak-Average Ratio LTE_2_MCH_1880.0MHz_NTNV_16QAM_RB_25_0
100.0 %
10.0 %
1.0 %
0.1 %
0.01 %
0.001 %
0.0001 %
0.0 dB
20.0 dB
Samples: 10.0M
RBW: 5.00MHz
Frequency:
1880.00MHz
Avg Power:
19.71dBm
Peak 7.61dBm
Crest -12.10dB
10.0 % 2.88dB
1.0 % 4.95dB
0.1 % 6.05dB
0.01 % 6.70dB
0.001 % 7.27dB
0.0001 % 7.53dB

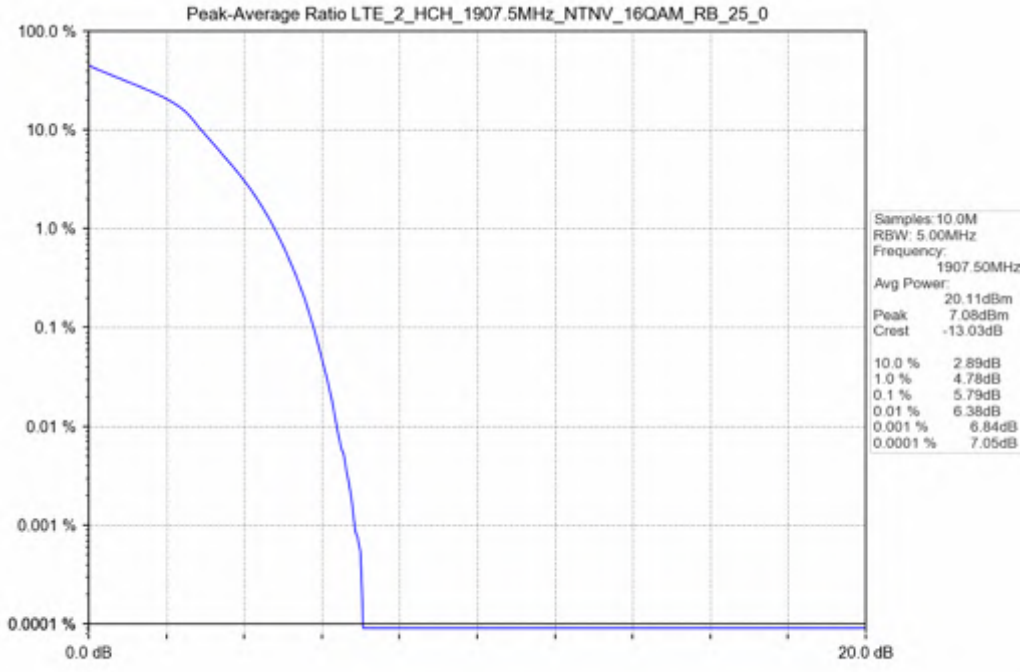
Peak-Average Ratio LTE_2_HCH_1907.5MHz_NTNV_16QAM_RB_25_0
100.0 %
10.0 %
1.0 %
0.1 %
0.01 %
0.001 %
0.0001 %
0.0 dB
20.0 dB
Samples: 10.0M
RBW: 5.00MHz
Frequency:
1907.50MHz
Avg Power:
20.11dBm
Peak 7.08dBm
Crest -13.03dB
10.0 % 2.89dB
1.0 % 4.78dB
0.1 % 5.79dB
0.01 % 6.38dB
0.001 % 6.84dB
0.0001 % 7.05dB

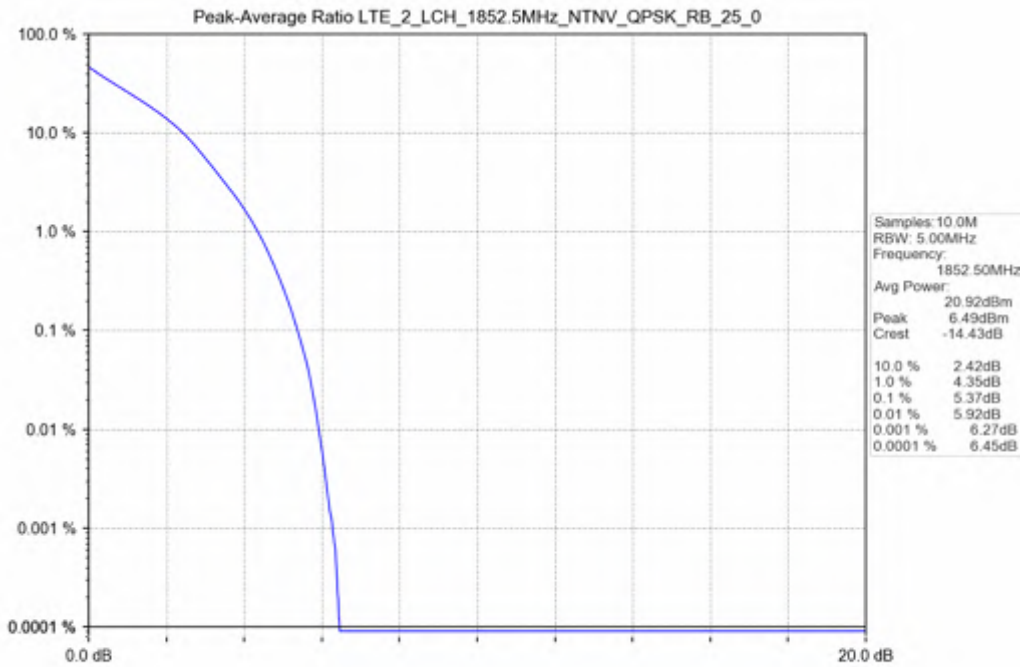
Peak-Average Ratio LTE_2_LCH_1852.5MHz_NTNV_QPSK_RB_25_0
100.0 %
10.0 %
1.0 %
0.1 %
0.01 %
0.001 %
0.0001 %
0.0 dB
20.0 dB
Samples: 10.0M
RBW: 5.00MHz
Frequency:
1852.50MHz
Avg Power:
20.92dBm
Peak 6.49dBm
Crest -14.43dB
10.0 % 2.42dB
1.0 % 4.35dB
0.1 % 5.37dB
0.01 % 5.92dB
0.001 % 6.27dB
0.0001 % 6.45dB

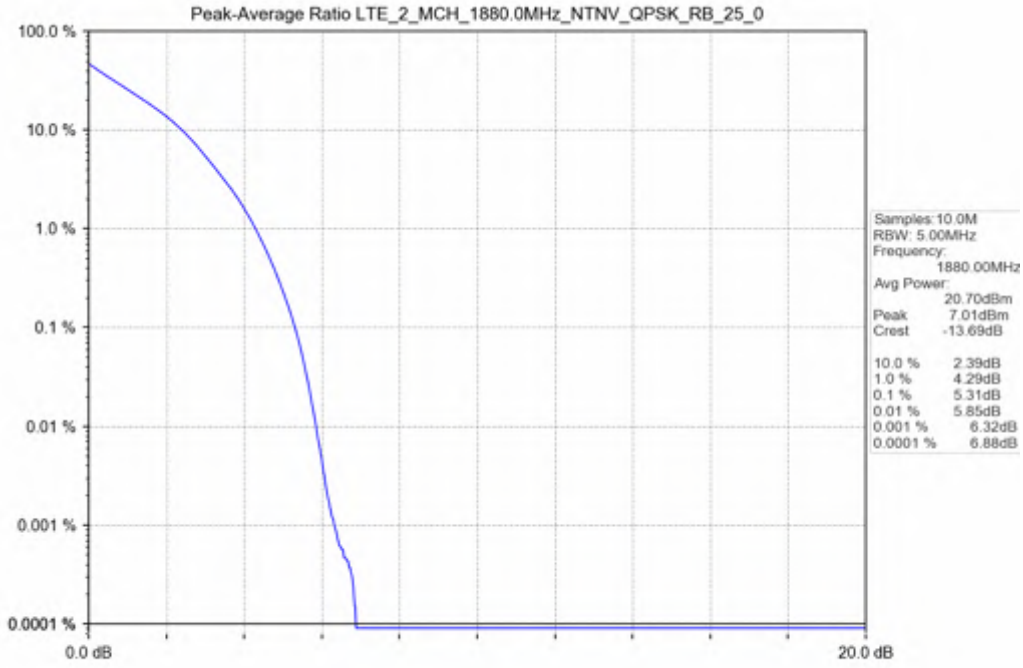
Peak-Average Ratio LTE_2_MCH_1880.0MHz_NTNV_QPSK_RB_25_0
100.0 %
10.0 %
1.0 %
0.1 %
0.01 %
0.001 %
0.0001 %
0.0 dB
20.0 dB
Samples: 10.0M
RBW: 5.00MHz
Frequency:
1880.00MHz
Avg Power:
20.70dBm
Peak 7.01dBm
Crest -13.69dB
10.0 % 2.39dB
1.0 % 4.29dB
0.1 % 5.31dB
0.01 % 5.85dB
0.001 % 6.32dB
0.0001 % 6.88dB

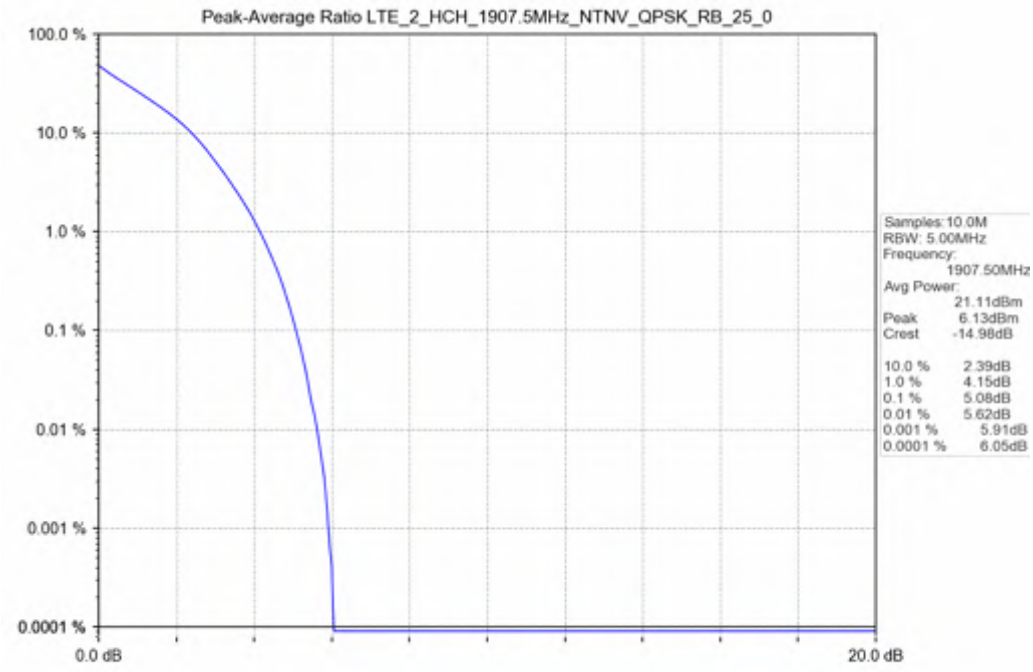

Test Band: 2 _ 10MHz Bandwidth							
Test Mode	RB Allocation		Test result (dB)			Limit (dB)	Verdict
	Size	Offset	LCH	MCH	HCH		
QPSK	50	0	4.63	4.62	4.65	13	PASS
16QAM	50	0	6.14	6.02	6.09	13	PASS

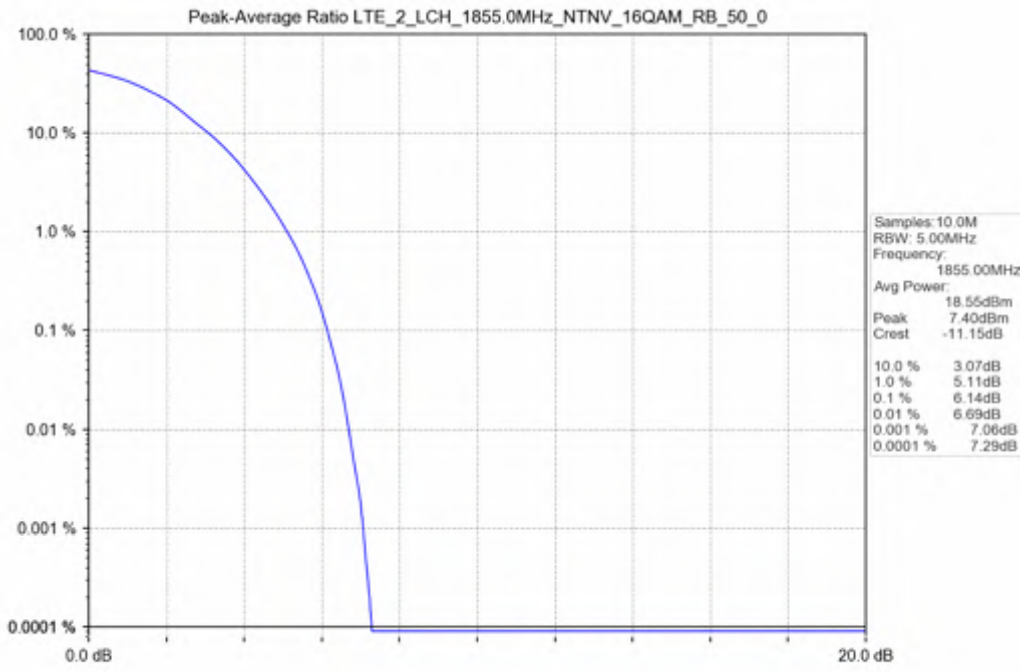
Peak-Average Ratio LTE_2_LCH_1855.0MHz_NTNV_16QAM_RB_50_0
100.0 %
10.0 %
1.0 %
0.1 %
0.01 %
0.001 %
0.0001 %
0.0 dB
20.0 dB
Samples: 10.0M
RBW: 5.00MHz
Frequency:
1855.00MHz
Avg Power:
18.55dBm
Peak 7.40dBm
Crest -11.15dB
10.0 % 3.07dB
1.0 % 5.11dB
0.1 % 6.14dB
0.01 % 6.69dB
0.001 % 7.06dB
0.0001 % 7.29dB

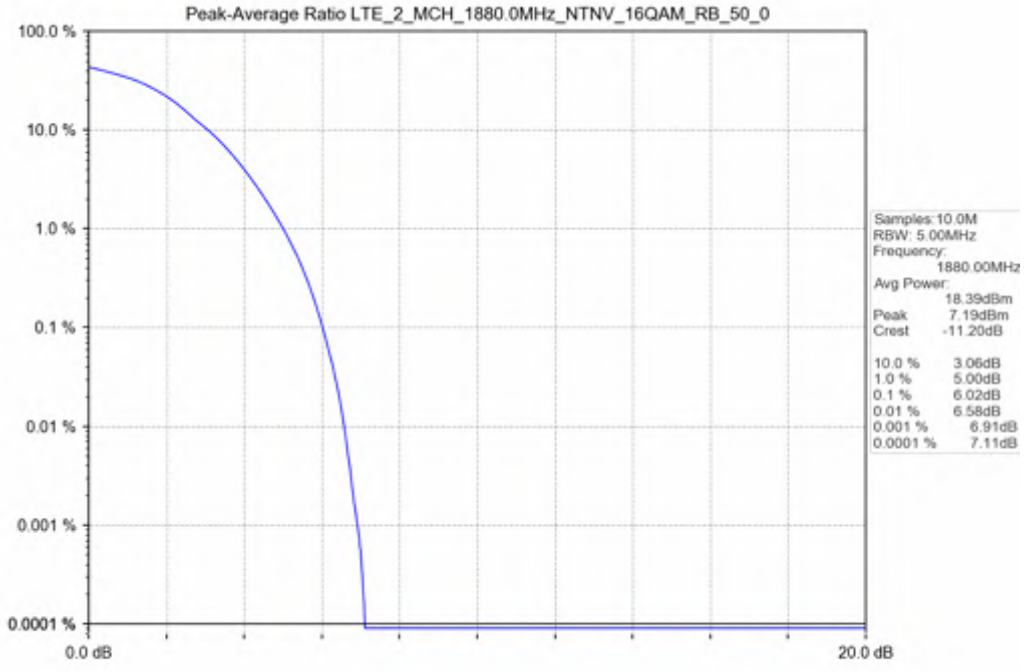
Peak-Average Ratio LTE_2_MCH_1880.0MHz_NTNV_16QAM_RB_50_0
100.0 %
10.0 %
1.0 %
0.1 %
0.01 %
0.001 %
0.0001 %
0.0 dB
20.0 dB
Samples: 10.0M
RBW: 5.00MHz
Frequency:
1880.00MHz
Avg Power:
18.39dBm
Peak 7.19dBm
Crest -11.20dB
10.0 % 3.06dB
1.0 % 5.00dB
0.1 % 6.02dB
0.01 % 6.58dB
0.001 % 6.91dB
0.0001 % 7.11dB

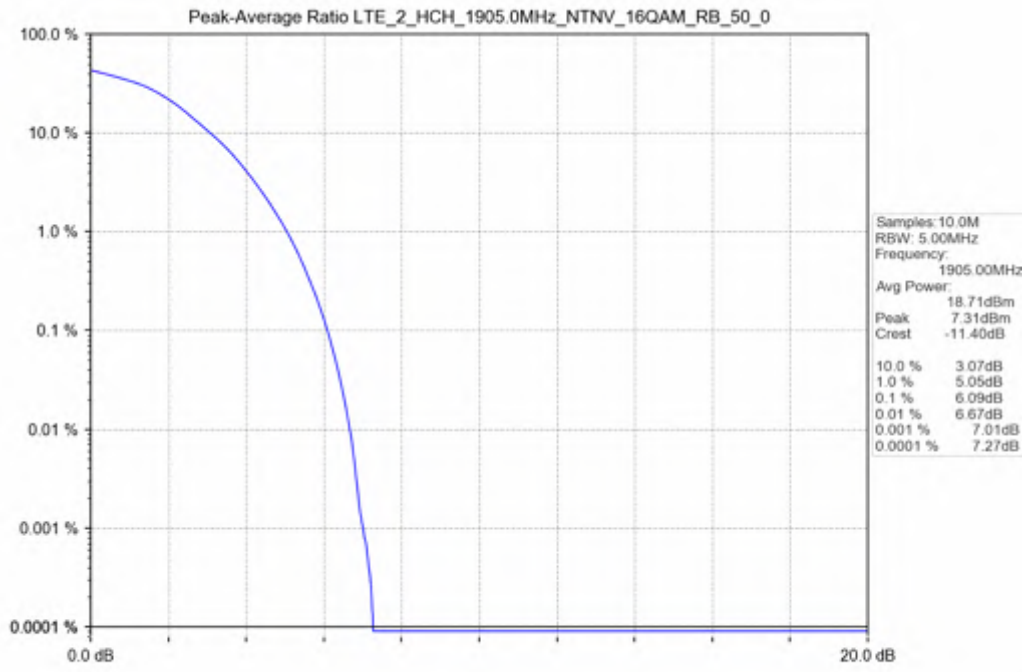
Peak-Average Ratio LTE_2_HCH_1905.0MHz_NTNV_16QAM_RB_50_0
100.0 %
10.0 %
1.0 %
0.1 %
0.01 %
0.001 %
0.0001 %
0.0 dB
20.0 dB
Samples: 10.0M
RBW: 5.00MHz
Frequency:
1905.00MHz
Avg Power:
18.71dBm
Peak 7.31dBm
Crest -11.40dB
10.0 % 3.07dB
1.0 % 5.05dB
0.1 % 6.09dB
0.01 % 6.67dB
0.001 % 7.01dB
0.0001 % 7.27dB

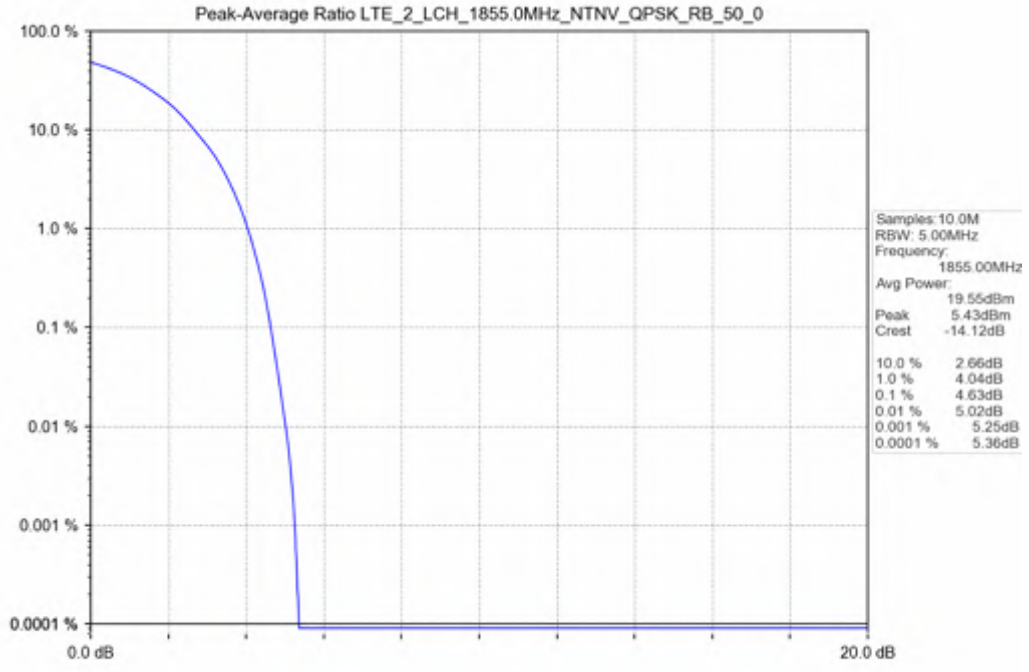
Peak-Average Ratio LTE_2_LCH_1855.0MHz_NTNV_QPSK_RB_50_0
100.0 %
10.0 %
1.0 %
0.1 %
0.01 %
0.001 %
0.0001 %
0.0 dB
20.0 dB
Samples: 10.0M
RBW: 5.00MHz
Frequency:
1855.00MHz
Avg Power:
19.55dBm
Peak 5.43dBm
Crest -14.12dB
10.0 % 2.66dB
1.0 % 4.04dB
0.1 % 4.63dB
0.01 % 5.02dB
0.001 % 5.25dB
0.0001 % 5.36dB

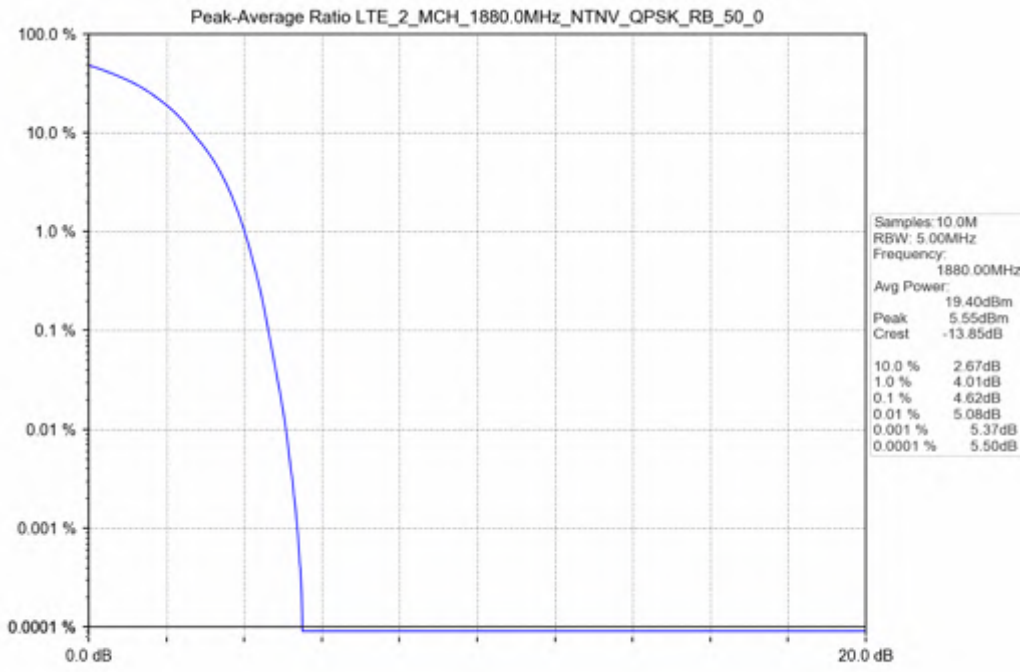

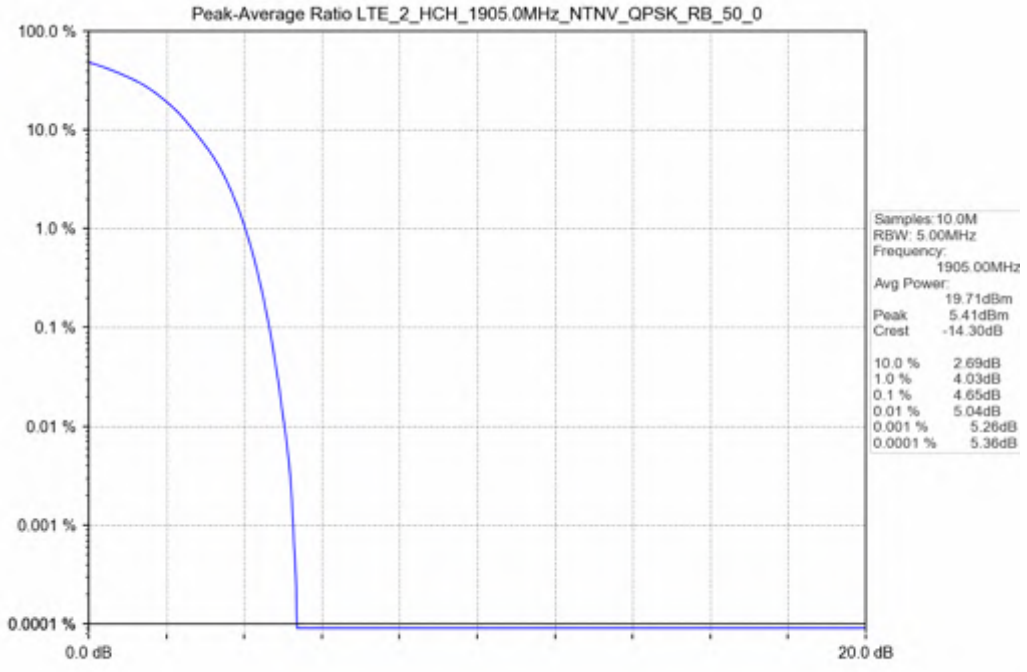

Test Band: 2 _ 15MHz Bandwidth

Test Mode	RB Allocation		Test result (dB)			Limit (dB)	Verdict
	Size	Offset	LCH	MCH	HCH		
QPSK	75	0	5.76	5.75	5.77	13	PASS
16QAM	75	0	6.90	6.82	6.81	13	PASS

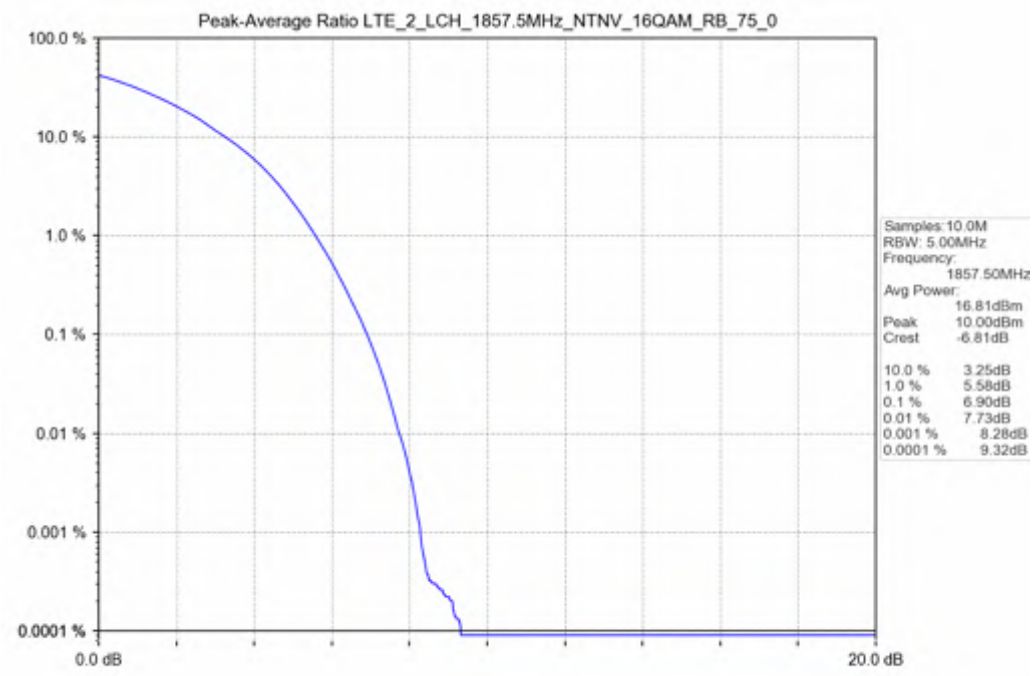

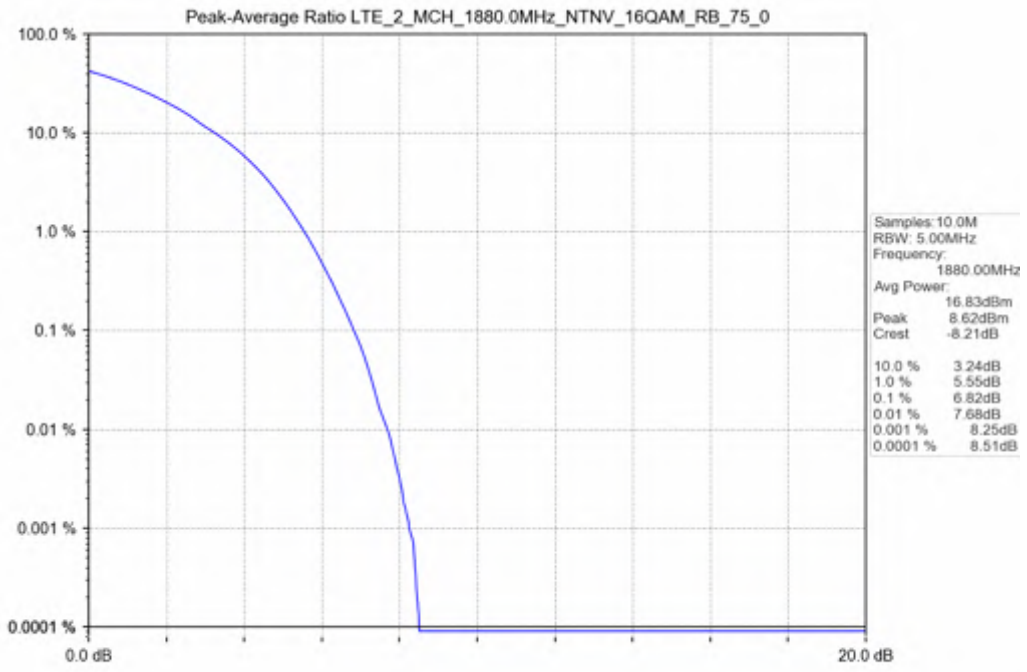
Peak-Average Ratio LTE_2_MCH_1880.0MHz_NTNV_16QAM_RB_75_0
100.0 %
10.0 %
1.0 %
0.1 %
0.01 %
0.001 %
0.0001 %
0.0 dB
20.0 dB
Samples: 10.0M
RBW: 5.00MHz
Frequency:
1880.00MHz
Avg Power:
16.83dBm
Peak 8.62dBm
Crest -8.21dB
10.0 % 3.24dB
1.0 % 5.55dB
0.1 % 6.82dB
0.01 % 7.68dB
0.001 % 8.25dB
0.0001 % 8.51dB

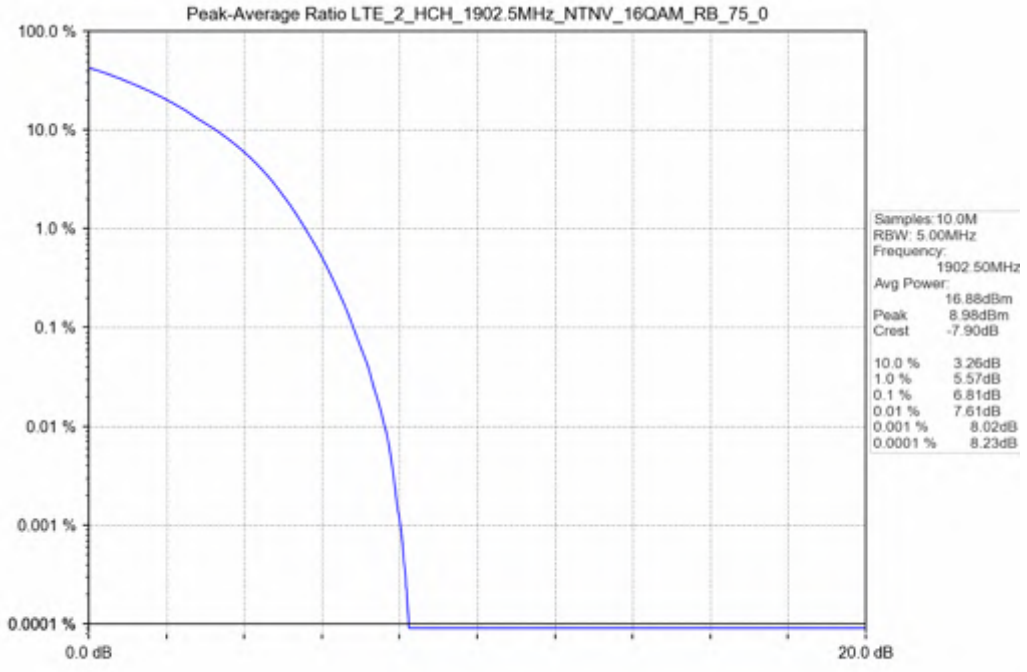
Peak-Average Ratio LTE_2_HCH_1902.5MHz_NTNV_16QAM_RB_75_0
100.0 %
10.0 %
1.0 %
0.1 %
0.01 %
0.001 %
0.0001 %
0.0 dB
20.0 dB
Samples: 10.0M
RBW: 5.00MHz
Frequency:
1902.50MHz
Avg Power:
16.88dBm
Peak 8.98dBm
Crest -7.90dB
10.0 % 3.26dB
1.0 % 5.57dB
0.1 % 6.81dB
0.01 % 7.61dB
0.001 % 8.02dB
0.0001 % 8.23dB

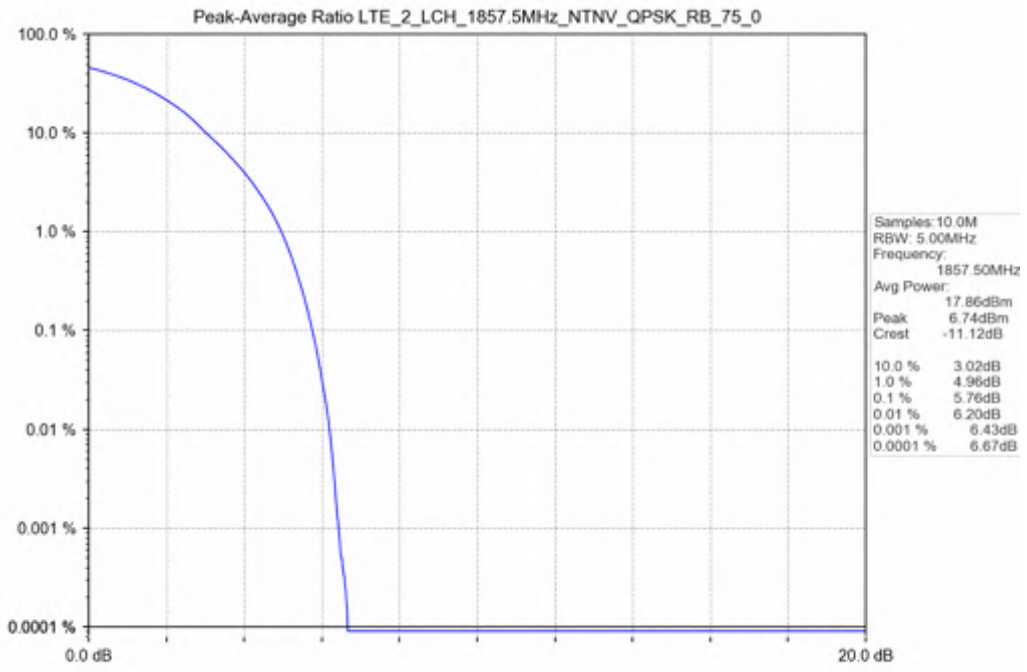
Peak-Average Ratio LTE_2_LCH_1857.5MHz_NTNV_QPSK_RB_75_0
100.0 %
10.0 %
1.0 %
0.1 %
0.01 %
0.001 %
0.0001 %
0.0 dB
20.0 dB
Samples: 10.0M
RBW: 5.00MHz
Frequency:
1857.50MHz
Avg Power:
17.86dBm
Peak 6.74dBm
Crest -11.12dB
10.0 % 3.02dB
1.0 % 4.96dB
0.1 % 5.76dB
0.01 % 6.20dB
0.001 % 6.43dB
0.0001 % 6.67dB

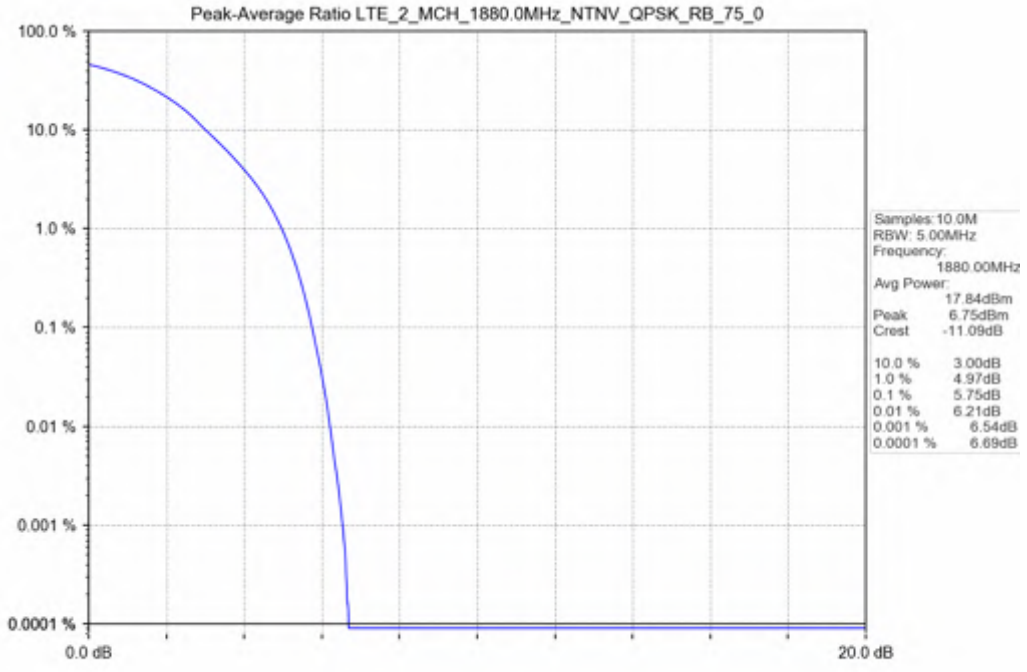
Peak-Average Ratio LTE_2_MCH_1880.0MHz_NTNV_QPSK_RB_75_0
100.0 %
10.0 %
1.0 %
0.1 %
0.01 %
0.001 %
0.0001 %
0.0 dB
20.0 dB
Samples: 10.0M
RBW: 5.00MHz
Frequency:
1880.00MHz
Avg Power:
17.84dBm
Peak 6.75dBm
Crest -11.09dB
10.0 % 3.00dB
1.0 % 4.97dB
0.1 % 5.75dB
0.01 % 6.21dB
0.001 % 6.54dB
0.0001 % 6.69dB

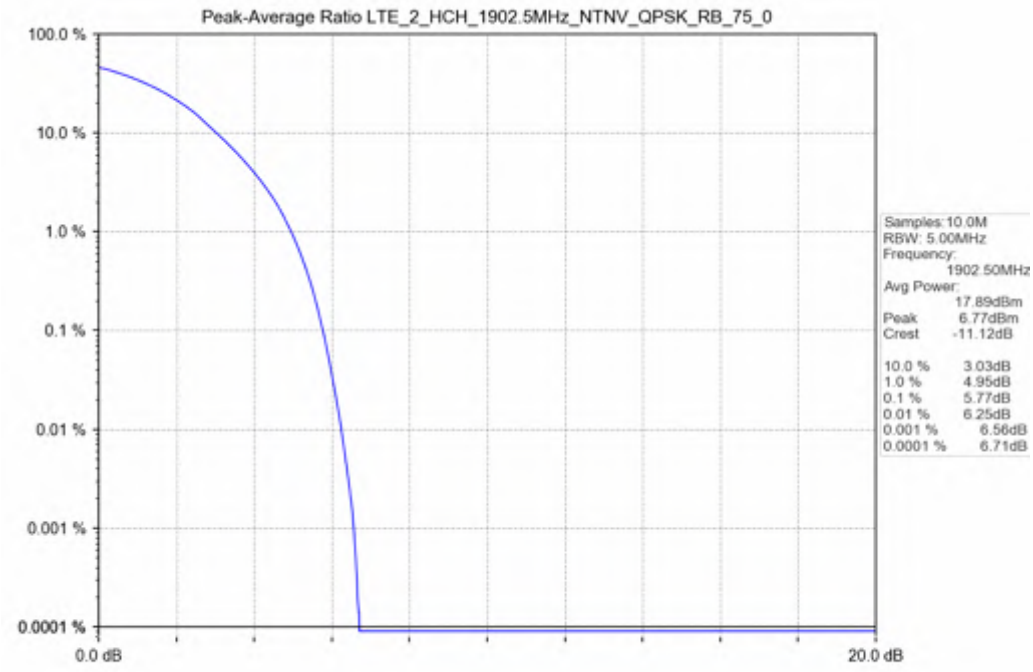

Test Band: 2 _ 20MHz Bandwidth							
Test Mode	RB Allocation		Test result (dB)			Limit (dB)	Verdict
	Size	Offset	LCH	MCH	HCH		
QPSK	100	0	6.43	6.45	6.46	13	PASS
16QAM	100	0	7.17	7.20	7.24	13	PASS

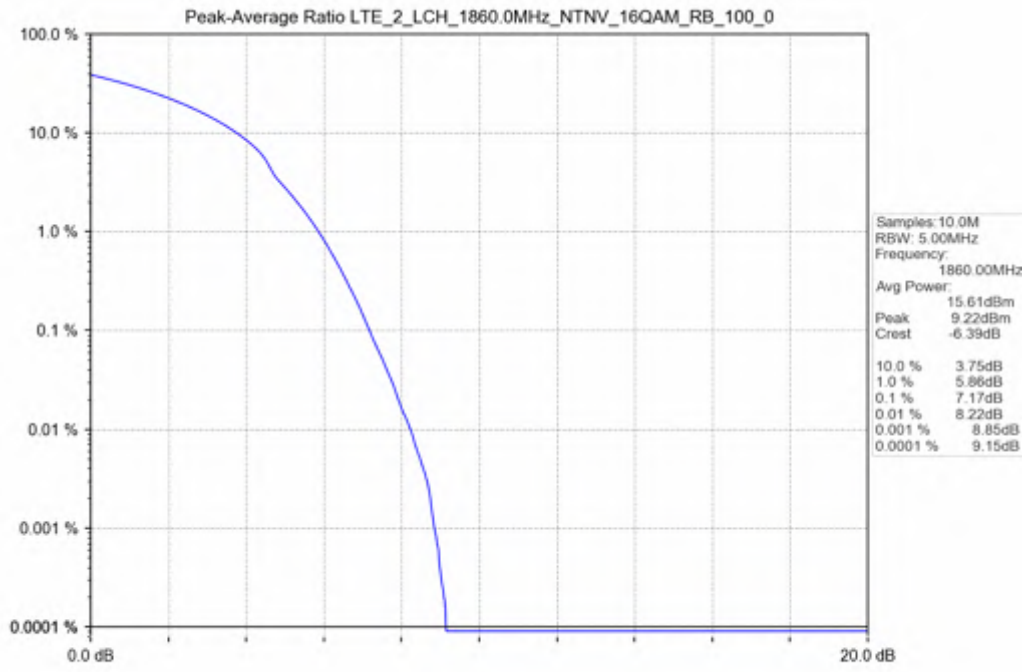
Peak-Average Ratio LTE_2_LCH_1860.0MHz_NTNV_16QAM_RB_100_0
100.0 %
10.0 %
1.0 %
0.1 %
0.01 %
0.001 %
0.0001 %
0.0 dB
20.0 dB
Samples: 10.0M
RBW: 5.00MHz
Frequency:
1860.00MHz
Avg Power:
15.61dBm
Peak 9.22dBm
Crest -6.39dB
10.0 % 3.75dB
1.0 % 5.86dB
0.1 % 7.17dB
0.01 % 8.22dB
0.001 % 8.85dB
0.0001 % 9.15dB

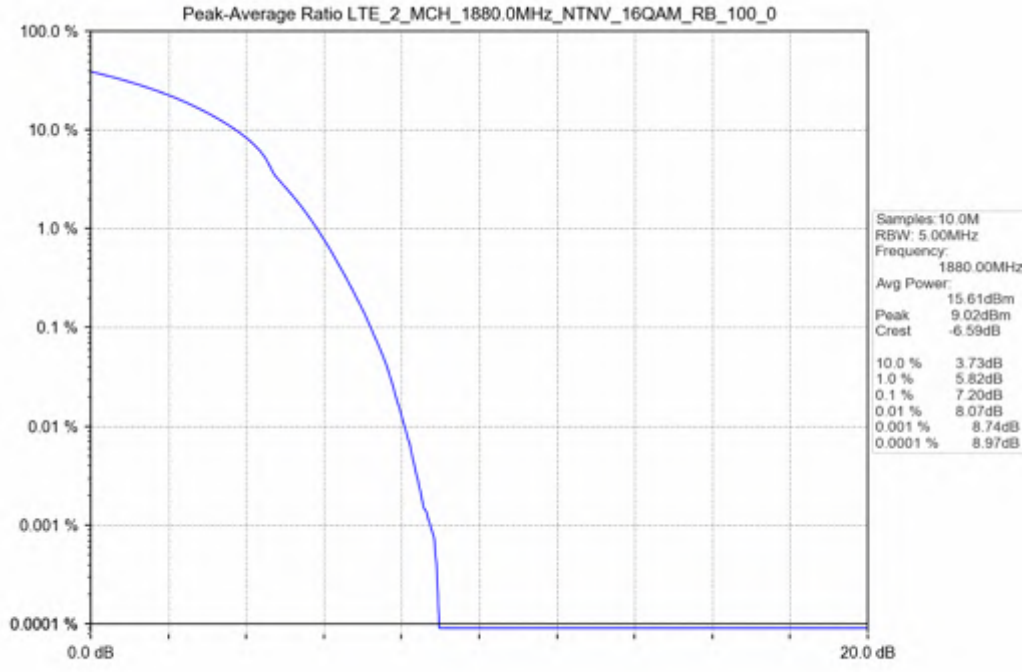
Peak-Average Ratio LTE_2_MCH_1880.0MHz_NTNV_16QAM_RB_100_0
100.0 %
10.0 %
1.0 %
0.1 %
0.01 %
0.001 %
0.0001 %
0.0 dB
20.0 dB
Samples: 10.0M
RBW: 5.00MHz
Frequency:
1880.00MHz
Avg Power:
15.61dBm
Peak 9.02dBm
Crest -6.59dB
10.0 % 3.73dB
1.0 % 5.82dB
0.1 % 7.20dB
0.01 % 8.07dB
0.001 % 8.74dB
0.0001 % 8.97dB

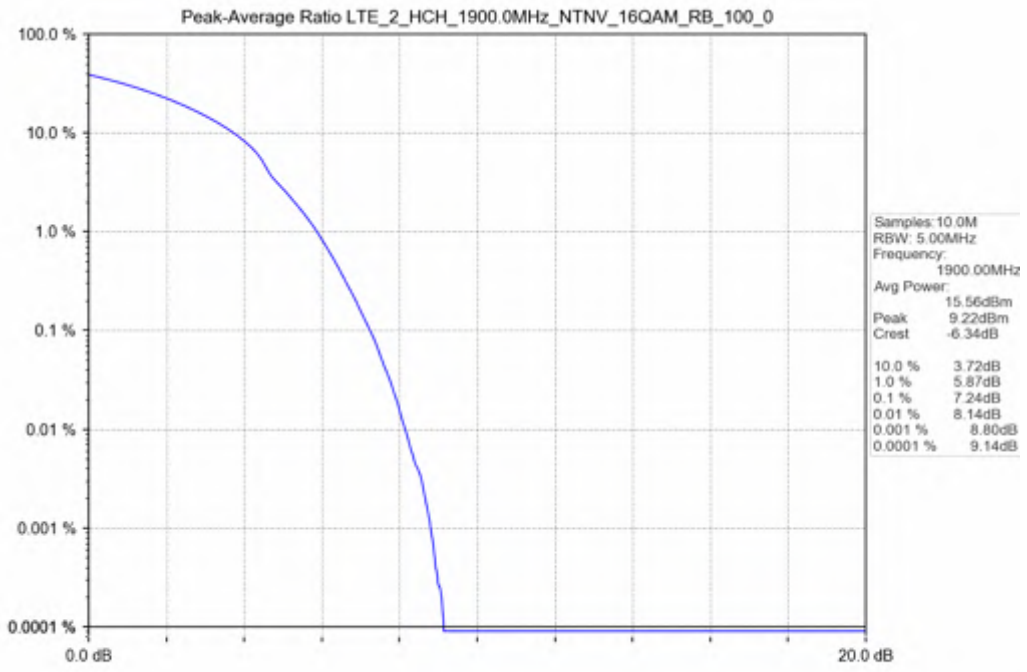
Peak-Average Ratio LTE_2_HCH_1900.0MHz_NTNV_16QAM_RB_100_0
100.0 %
10.0 %
1.0 %
0.1 %
0.01 %
0.001 %
0.0001 %
0.0 dB
20.0 dB
Samples: 10.0M
RBW: 5.00MHz
Frequency:
1900.00MHz
Avg Power:
15.56dBm
Peak 9.22dBm
Crest -6.34dB
10.0 % 3.72dB
1.0 % 5.87dB
0.1 % 7.24dB
0.01 % 8.14dB
0.001 % 8.80dB
0.0001 % 9.14dB

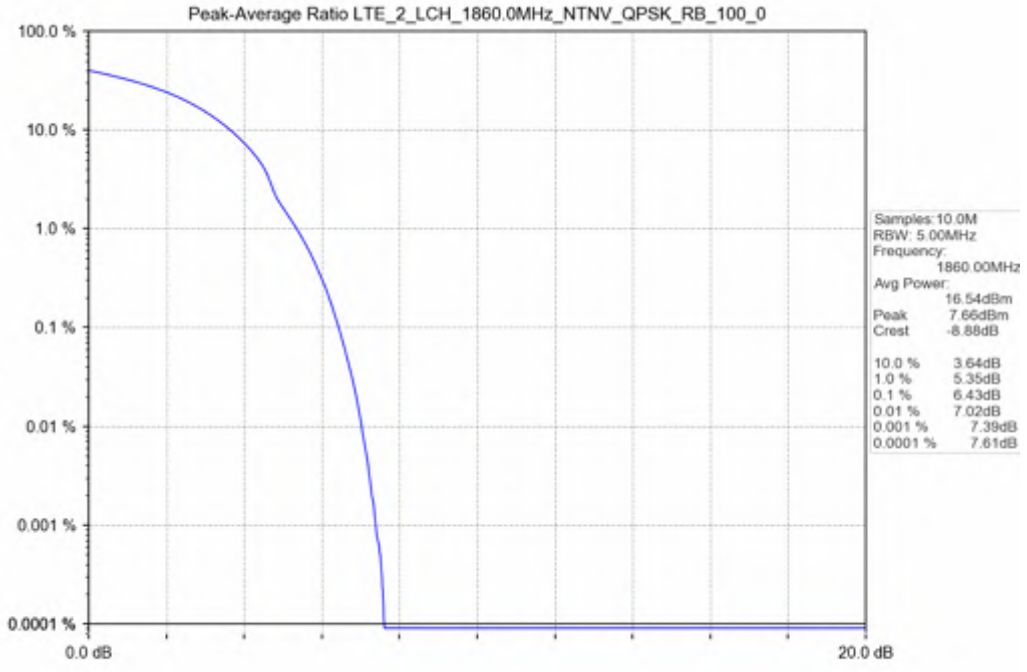
Peak-Average Ratio LTE_2_LCH_1860.0MHz_NTNV_QPSK_RB_100_0
100.0 %
10.0 %
1.0 %
0.1 %
0.01 %
0.001 %
0.0001 %
0.0 dB
20.0 dB
Samples: 10.0M
RBW: 5.00MHz
Frequency:
1860.00MHz
Avg Power:
16.54dBm
Peak 7.66dBm
Crest -8.88dB
10.0 % 3.64dB
1.0 % 5.35dB
0.1 % 6.43dB
0.01 % 7.02dB
0.001 % 7.39dB
0.0001 % 7.61dB

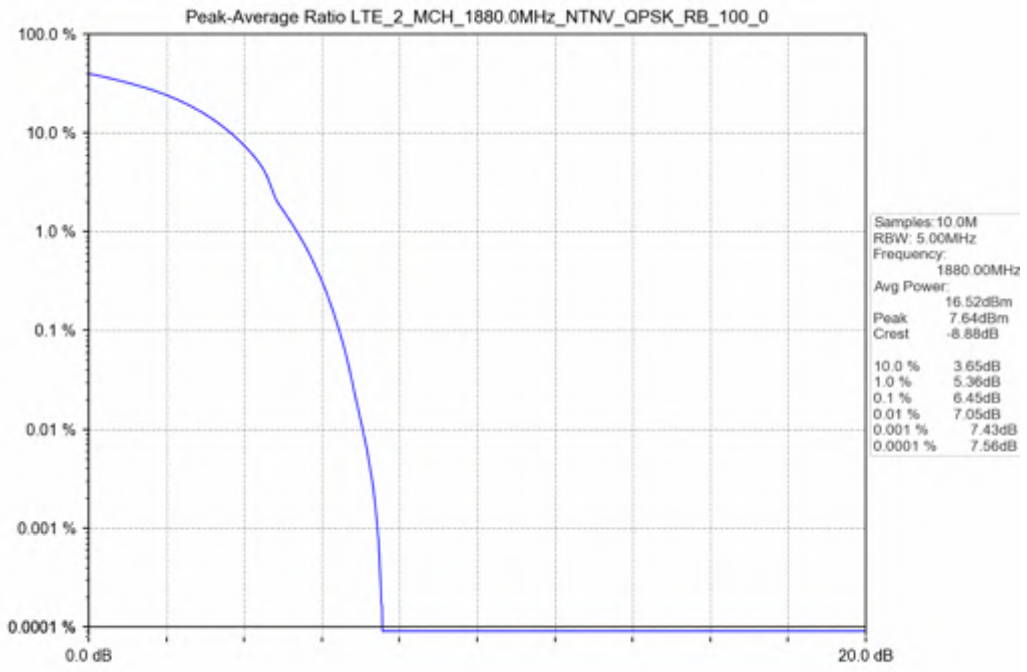
Peak-Average Ratio LTE_2_MCH_1880.0MHz_NTNV_QPSK_RB_100_0
100.0 %
10.0 %
1.0 %
0.1 %
0.01 %
0.001 %
0.0001 %
0.0 dB
20.0 dB
Samples: 10.0M
RBW: 5.00MHz
Frequency:
1880.00MHz
Avg Power:
16.52dBm
Peak 7.64dBm
Crest -8.88dB
10.0 % 3.65dB
1.0 % 5.36dB
0.1 % 6.45dB
0.01 % 7.05dB
0.001 % 7.43dB
0.0001 % 7.56dB

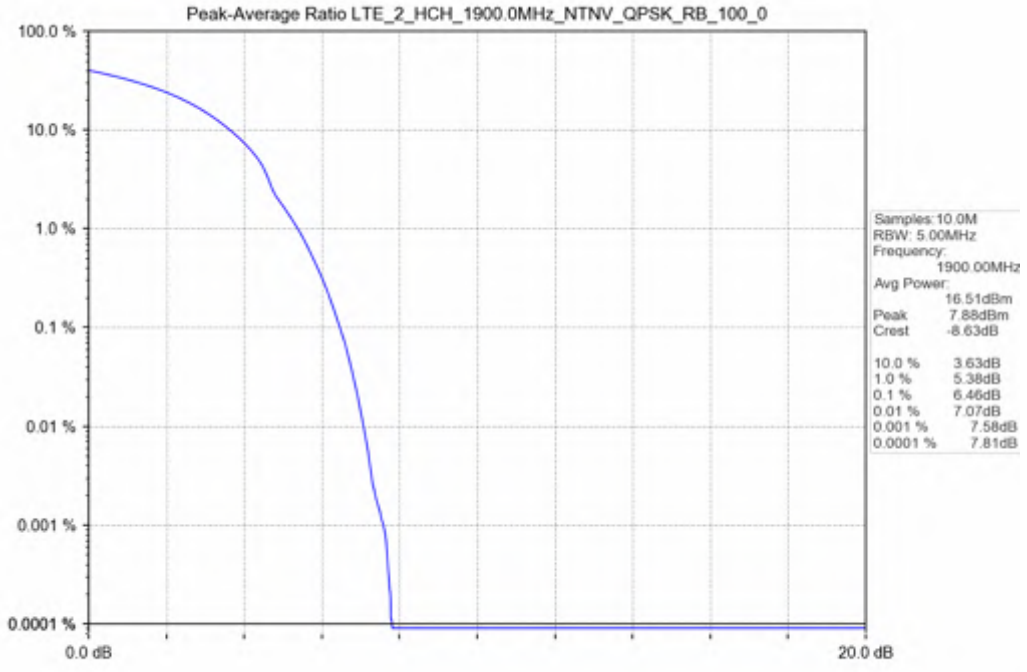
Peak-Average Ratio LTE_2_HCH_1900.0MHz_NTNV_QPSK_RB_100_0
100.0 %
10.0 %
1.0 %
0.1 %
0.01 %
0.001 %
0.0001 %
0.0 dB
20.0 dB
Samples: 10.0M
RBW: 5.00MHz
Frequency:
1900.00MHz
Avg Power:
16.51dBm
Peak 7.88dBm
Crest -8.63dB
10.0 % 3.63dB
1.0 % 5.38dB
0.1 % 6.46dB
0.01 % 7.07dB
0.001 % 7.58dB
0.0001 % 7.81dB

Band 4

Test Band: 4 _ 1.4MHz Bandwidth							
Test Mode	RB Allocation		Test result (dB)			Limit (dB)	Verdict
	Size	Offset	LCH	MCH	HCH		
QPSK	6	0	5.08	5.37	3.89	13	PASS
16QAM	6	0	5.93	6.19	4.90	13	PASS

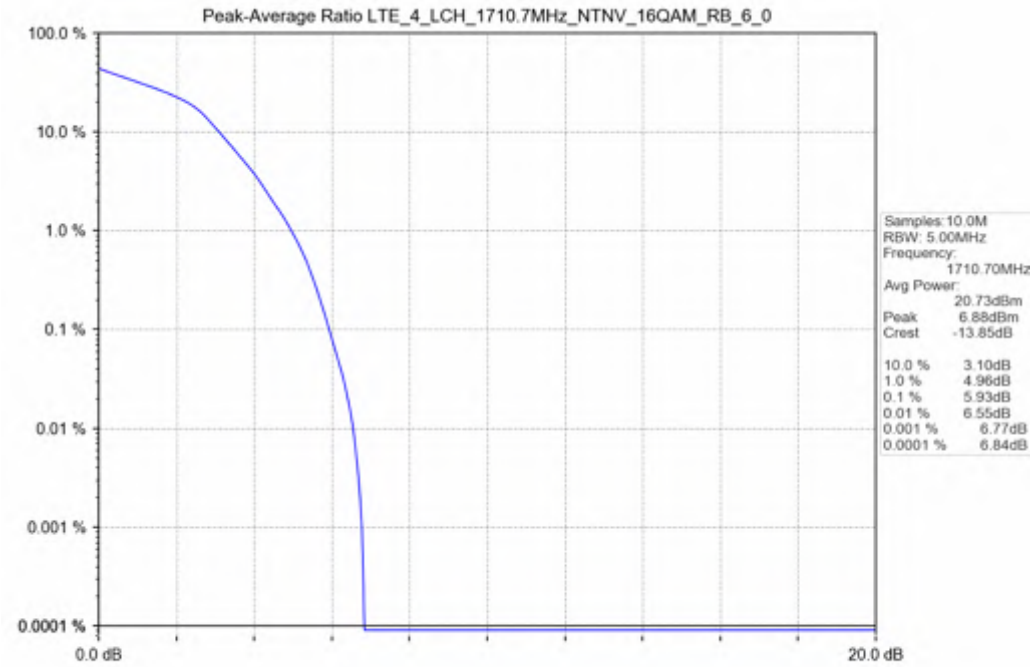

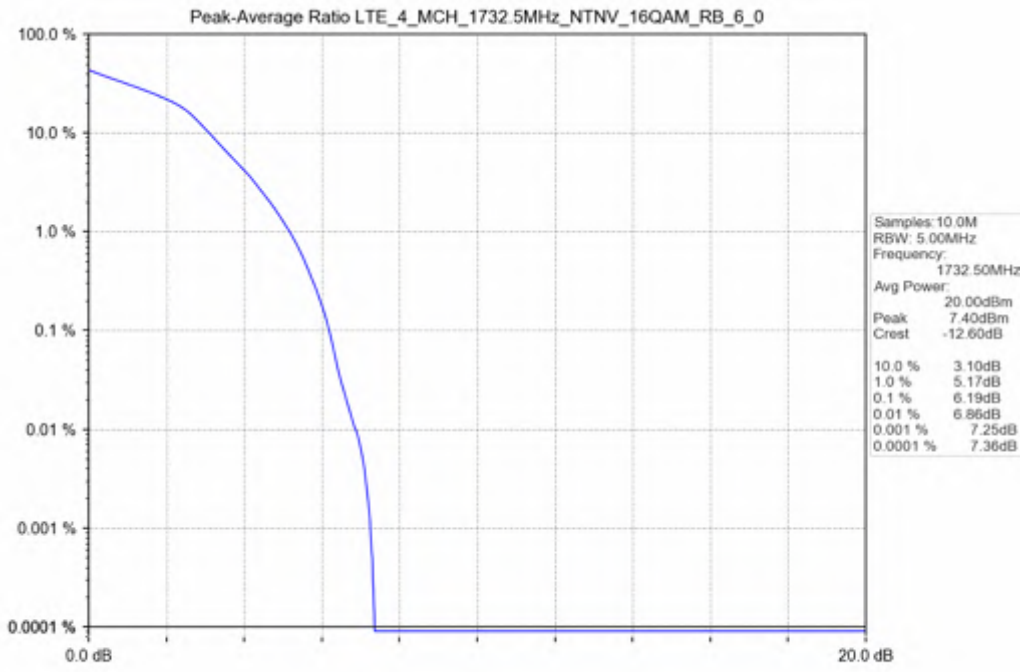
Peak-Average Ratio LTE_4_MCH_1732.5MHz_NTNV_16QAM_RB_6_0
100.0 %
10.0 %
1.0 %
0.1 %
0.01 %
0.001 %
0.0001 %
0.0 dB
20.0 dB
Samples: 10.0M
RBW: 5.00MHz
Frequency:
1732.50MHz
Avg Power:
20.00dBm
Peak 7.40dBm
Crest -12.60dB
10.0 % 3.10dB
1.0 % 5.17dB
0.1 % 6.19dB
0.01 % 6.86dB
0.001 % 7.25dB
0.0001 % 7.36dB

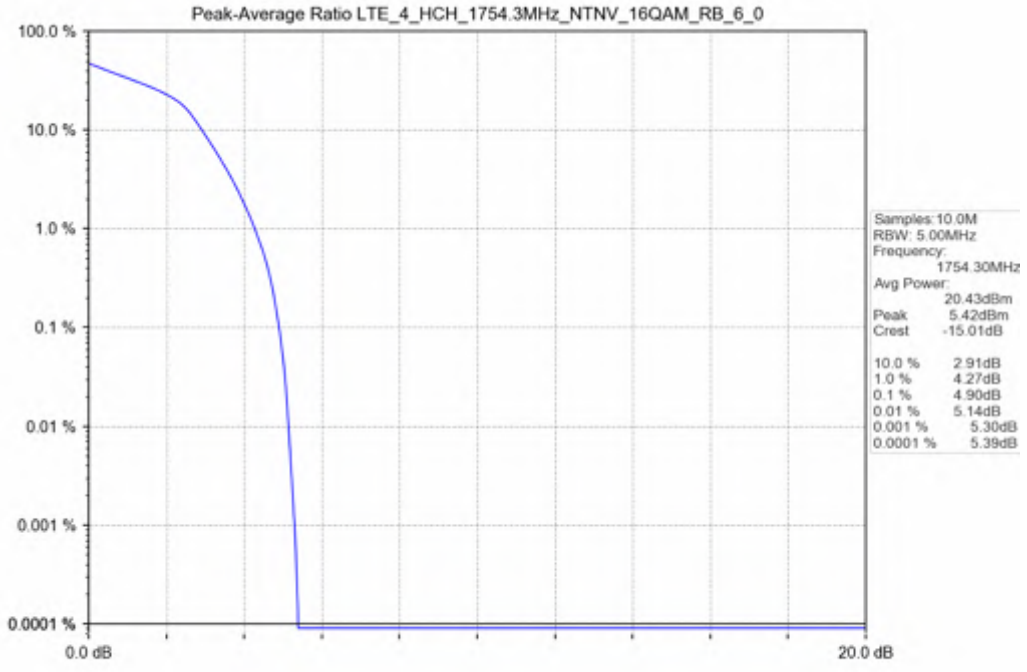
Peak-Average Ratio LTE_4_HCH_1754.3MHz_NTNV_16QAM_RB_6_0
100.0 %
10.0 %
1.0 %
0.1 %
0.01 %
0.001 %
0.0001 %
0.0 dB
20.0 dB
Samples: 10.0M
RBW: 5.00MHz
Frequency:
1754.30MHz
Avg Power:
20.43dBm
Peak 5.42dBm
Crest -15.01dB
10.0 % 2.91dB
1.0 % 4.27dB
0.1 % 4.90dB
0.01 % 5.14dB
0.001 % 5.30dB
0.0001 % 5.39dB

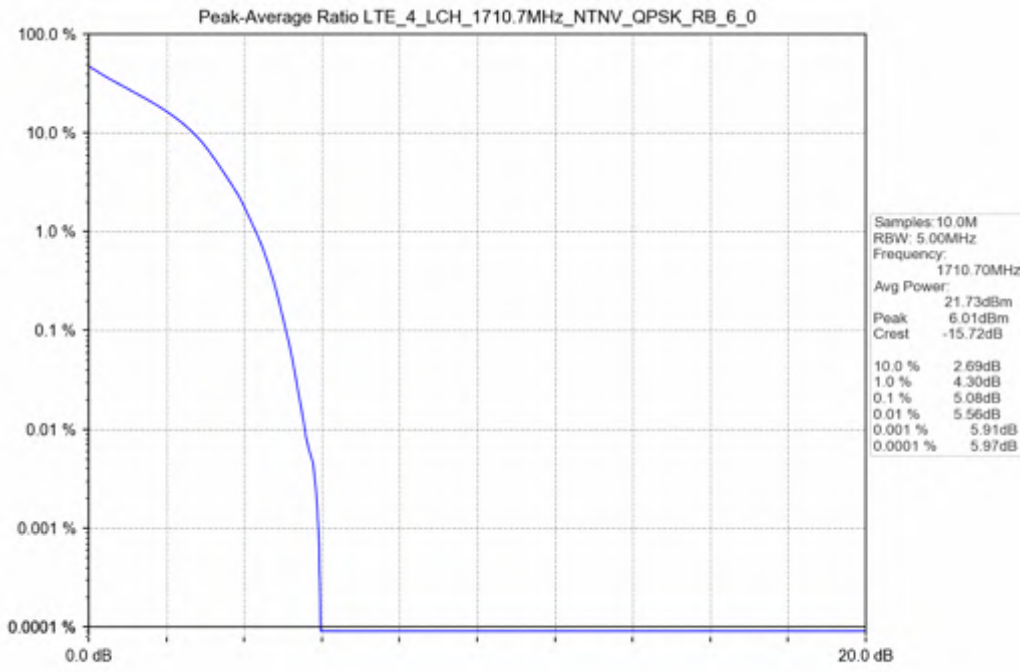
Peak-Average Ratio LTE_4_LCH_1710.7MHz_NTNV_QPSK_RB_6_0
100.0 %
10.0 %
1.0 %
0.1 %
0.01 %
0.001 %
0.0001 %
0.0 dB
20.0 dB
Samples: 10.0M
RBW: 5.00MHz
Frequency:
1710.70MHz
Avg Power:
21.73dBm
Peak 6.01dBm
Crest -15.72dB
10.0 % 2.69dB
1.0 % 4.30dB
0.1 % 5.08dB
0.01 % 5.56dB
0.001 % 5.91dB
0.0001 % 5.97dB

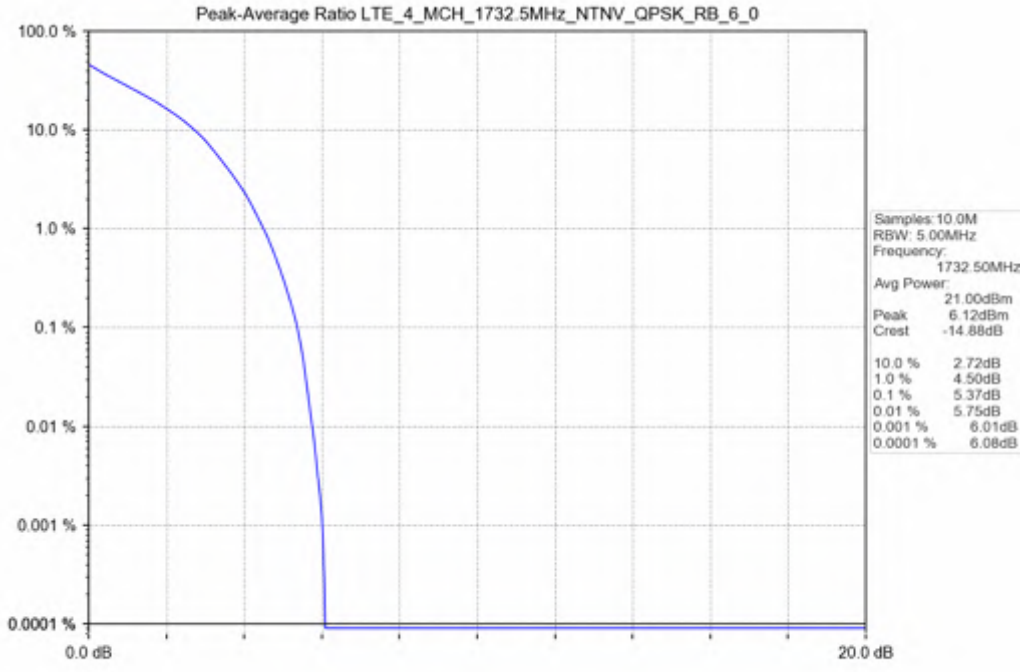
Peak-Average Ratio LTE_4_MCH_1732.5MHz_NTNV_QPSK_RB_6_0
100.0 %
10.0 %
1.0 %
0.1 %
0.01 %
0.001 %
0.0001 %
0.0 dB
20.0 dB
Samples: 10.0M
RBW: 5.00MHz
Frequency:
1732.50MHz
Avg Power:
21.00dBm
Peak 6.12dBm
Crest -14.88dB
10.0 % 2.72dB
1.0 % 4.50dB
0.1 % 5.37dB
0.01 % 5.75dB
0.001 % 6.01dB
0.0001 % 6.08dB

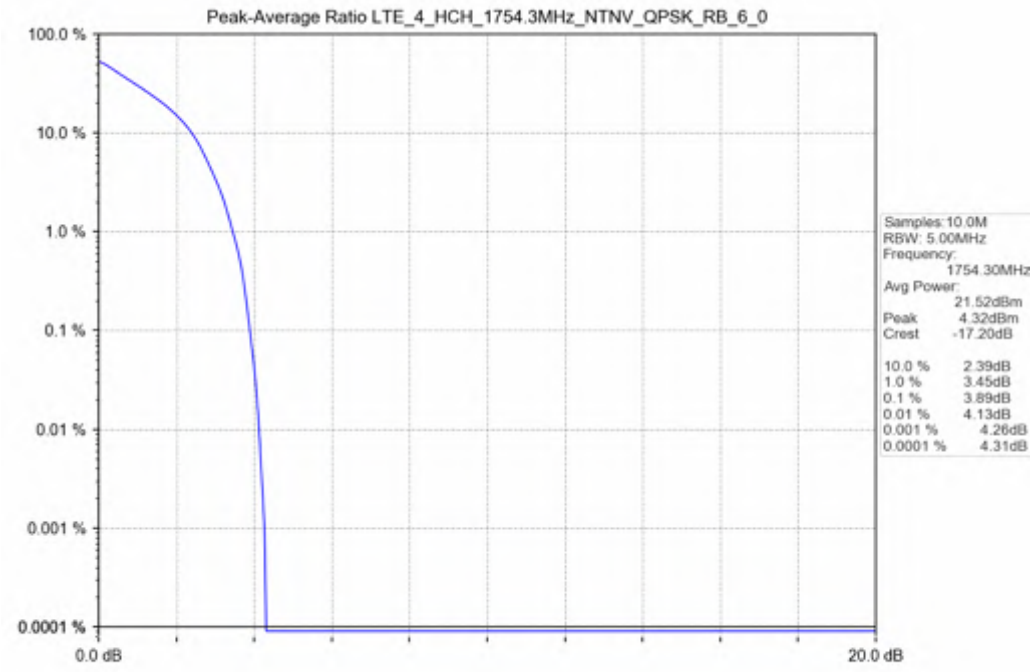

Test Band: 4 _ 3MHz Bandwidth							
Test Mode	RB Allocation		Test result (dB)			Limit (dB)	Verdict
	Size	Offset	LCH	MCH	HCH		
QPSK	15	0	5.18	5.40	4.16	13	PASS
16QAM	15	0	6.06	6.28	5.11	13	PASS

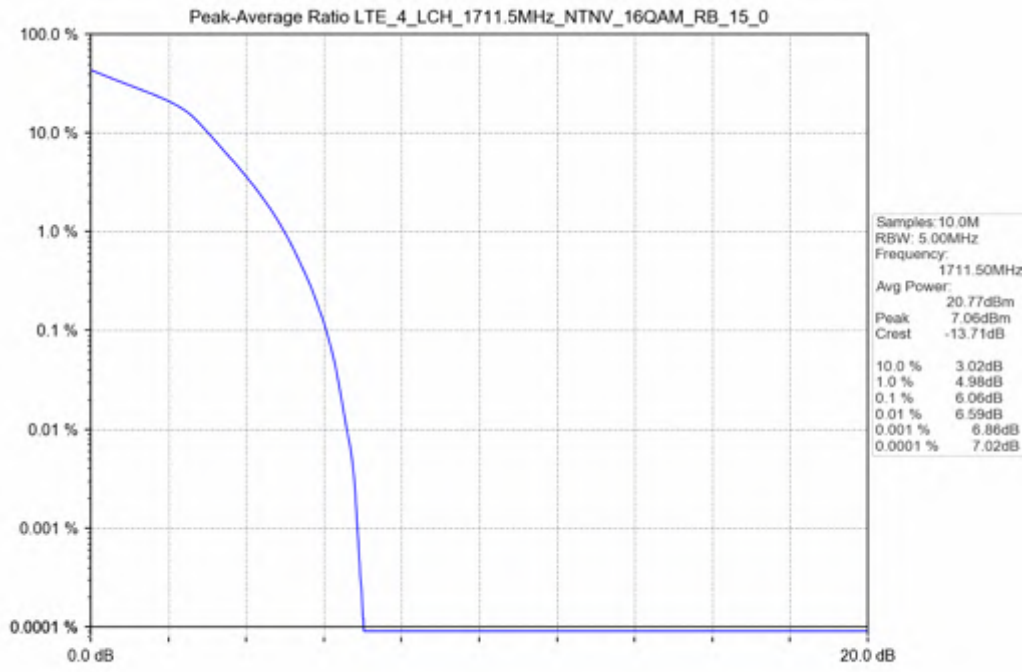
Peak-Average Ratio LTE_4_LCH_1711.5MHz_NTNV_16QAM_RB_15_0
100.0 %
10.0 %
1.0 %
0.1 %
0.01 %
0.001 %
0.0001 %
0.0 dB
20.0 dB
Samples: 10.0M
RBW: 5.00MHz
Frequency:
1711.50MHz
Avg Power:
20.77dBm
Peak 7.06dBm
Crest -13.71dB
10.0 % 3.02dB
1.0 % 4.98dB
0.1 % 6.06dB
0.01 % 6.59dB
0.001 % 6.86dB
0.0001 % 7.02dB

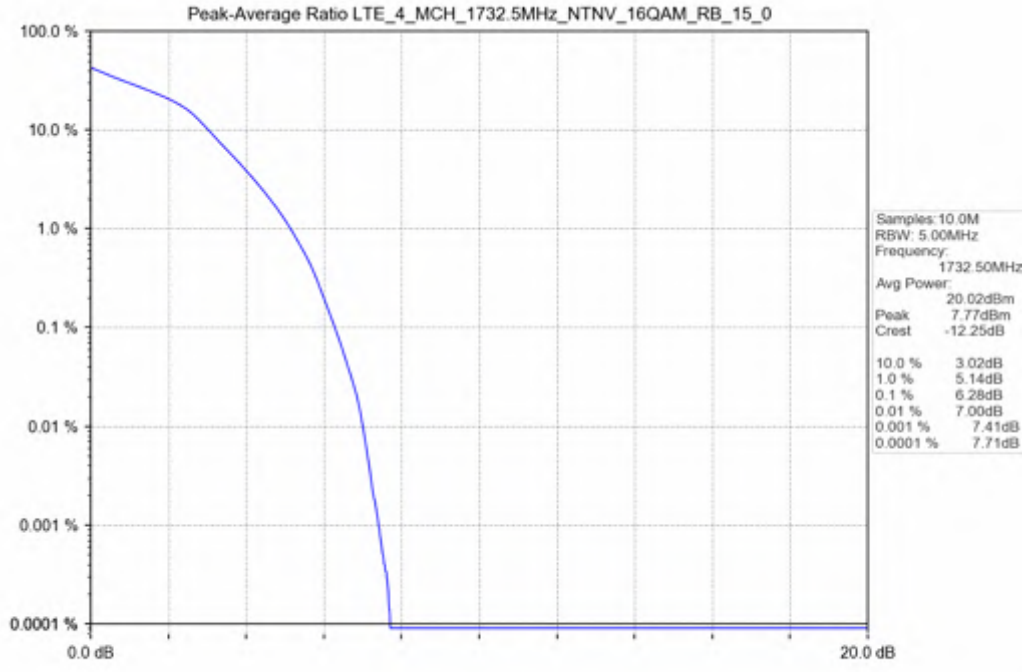
Peak-Average Ratio LTE_4_MCH_1732.5MHz_NTNV_16QAM_RB_15_0
100.0 %
10.0 %
1.0 %
0.1 %
0.01 %
0.001 %
0.0001 %
0.0 dB
20.0 dB
Samples: 10.0M
RBW: 5.00MHz
Frequency:
1732.50MHz
Avg Power:
20.02dBm
Peak 7.77dBm
Crest -12.25dB
10.0 % 3.02dB
1.0 % 5.14dB
0.1 % 6.28dB
0.01 % 7.00dB
0.001 % 7.41dB
0.0001 % 7.71dB

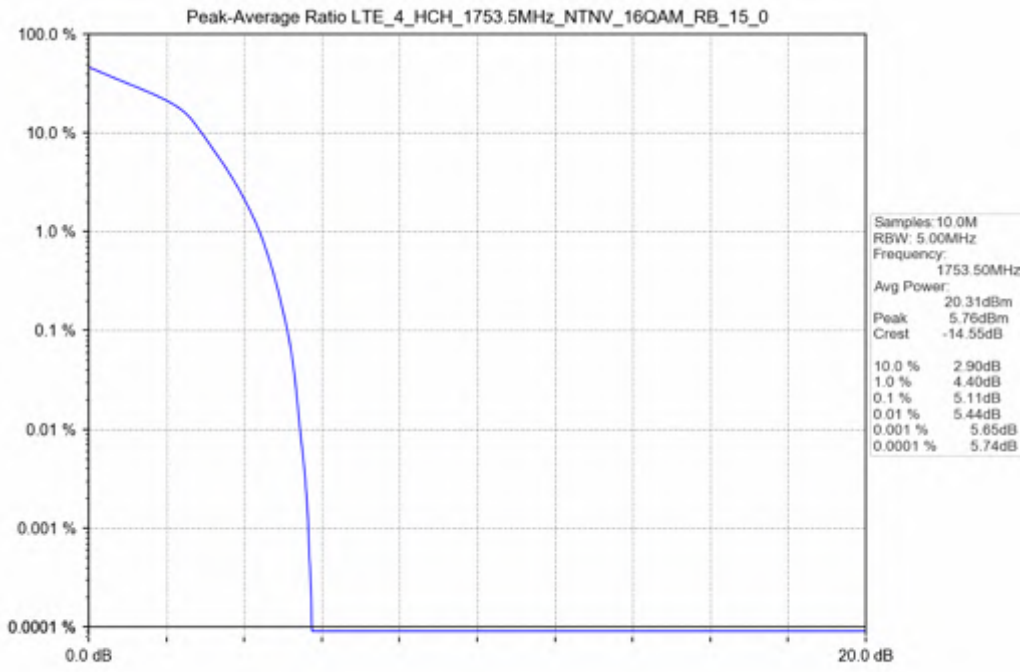
Peak-Average Ratio LTE_4_HCH_1753.5MHz_NTNV_16QAM_RB_15_0
100.0 %
10.0 %
1.0 %
0.1 %
0.01 %
0.001 %
0.0001 %
0.0 dB
20.0 dB
Samples: 10.0M
RBW: 5.00MHz
Frequency:
1753.50MHz
Avg Power:
20.31dBm
Peak 5.76dBm
Crest -14.55dB
10.0 % 2.90dB
1.0 % 4.40dB
0.1 % 5.11dB
0.01 % 5.44dB
0.001 % 5.65dB
0.0001 % 5.74dB

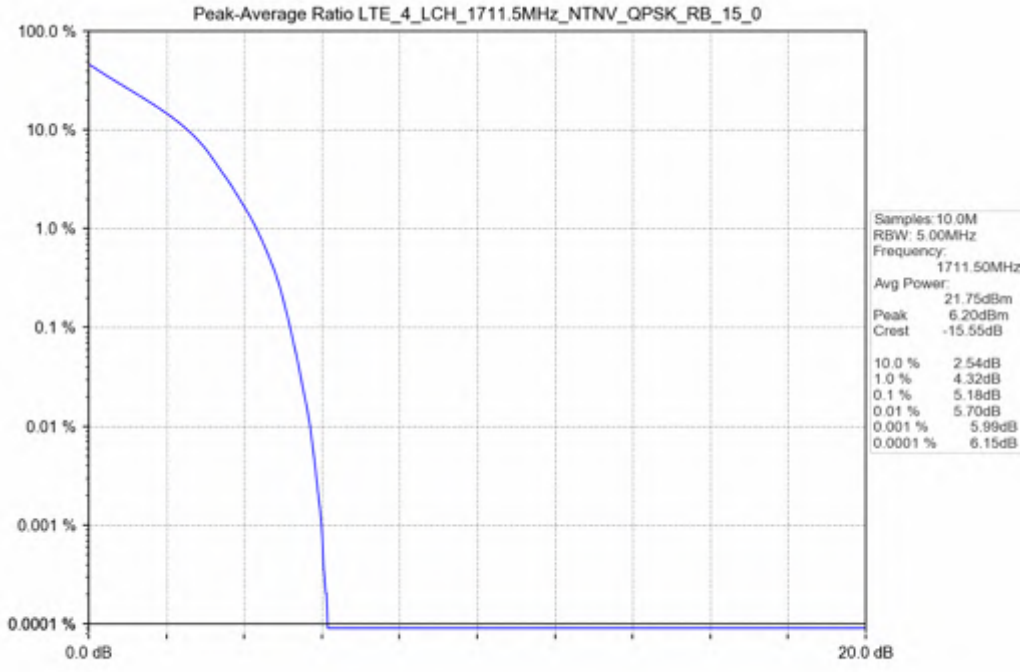
Peak-Average Ratio LTE_4_LCH_1711.5MHz_NTNV_QPSK_RB_15_0
100.0 %
10.0 %
1.0 %
0.1 %
0.01 %
0.001 %
0.0001 %
0.0 dB
20.0 dB
Samples: 10.0M
RBW: 5.00MHz
Frequency:
1711.50MHz
Avg Power:
21.75dBm
Peak 6.20dBm
Crest -15.55dB
10.0 % 2.54dB
1.0 % 4.32dB
0.1 % 5.18dB
0.01 % 5.70dB
0.001 % 5.99dB
0.0001 % 6.15dB

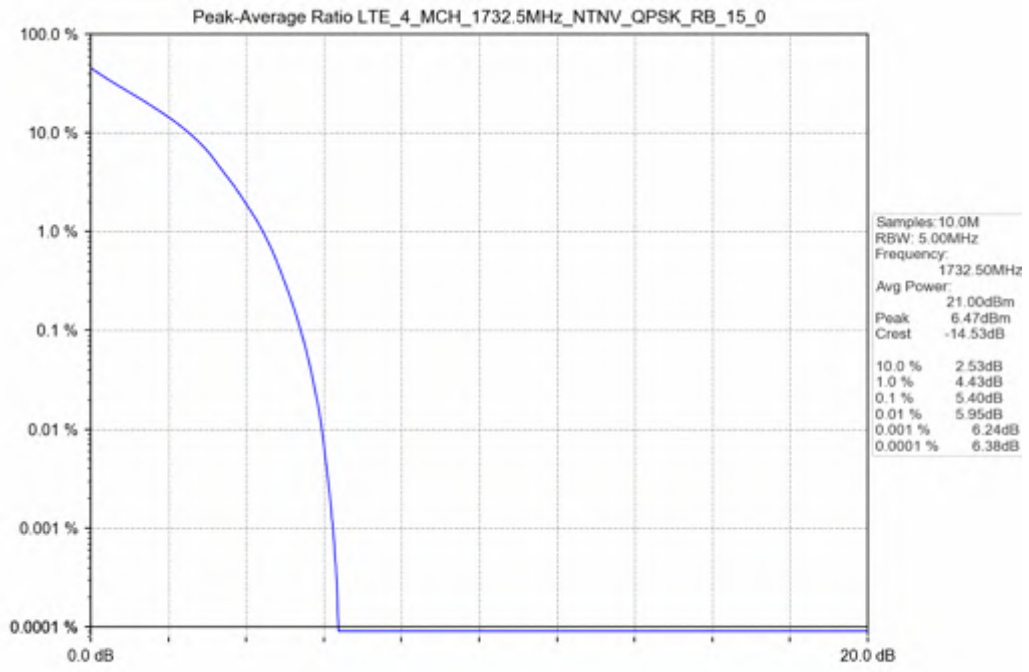

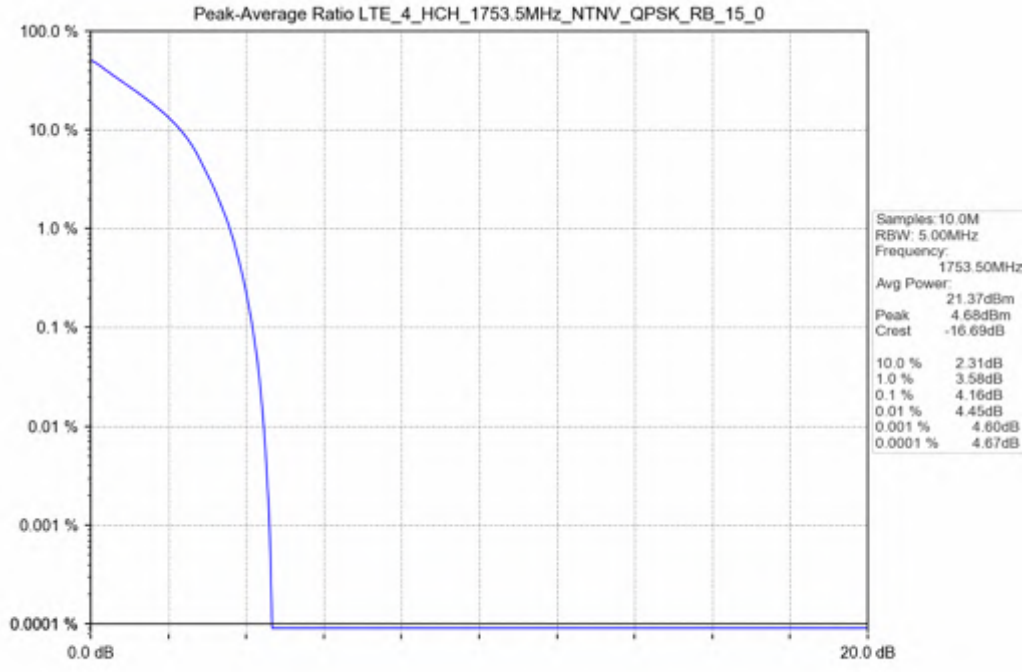

Test Band: 4 _ 5MHz Bandwidth

Test Mode	RB Allocation		Test result (dB)			Limit (dB)	Verdict
	Size	Offset	LCH	MCH	HCH		
QPSK	25	0	5.36	5.64	4.72	13	PASS
16QAM	25	0	6.15	6.33	5.47	13	PASS

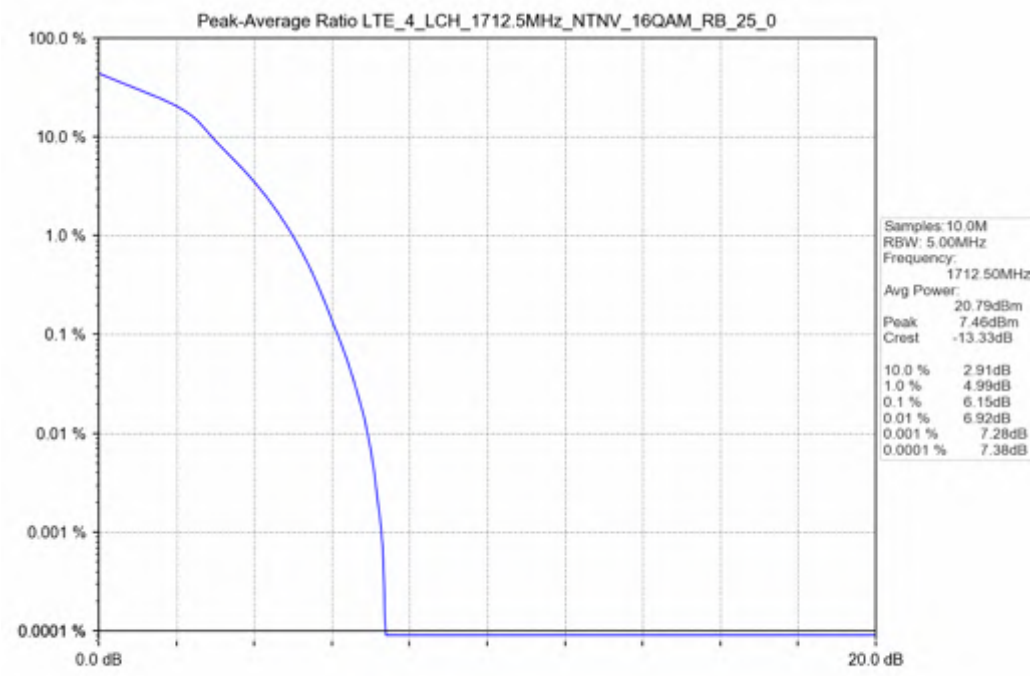

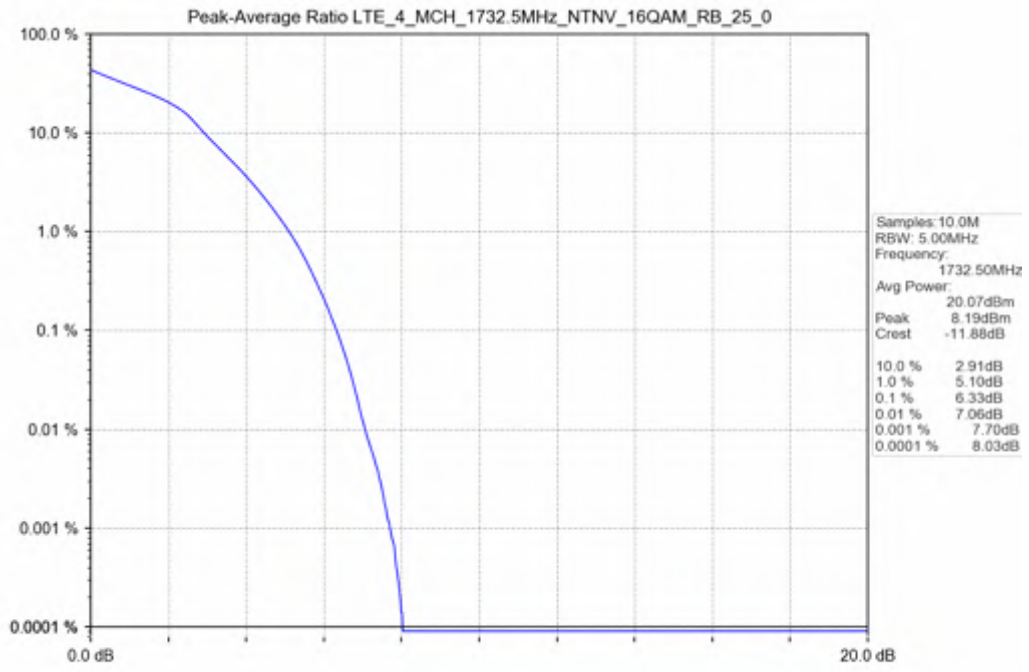
Peak-Average Ratio LTE_4_MCH_1732.5MHz_NTNV_16QAM_RB_25_0
100.0 %
10.0 %
1.0 %
0.1 %
0.01 %
0.001 %
0.0001 %
0.0 dB
20.0 dB
Samples: 10.0M
RBW: 5.00MHz
Frequency:
1732.50MHz
Avg Power:
20.07dBm
Peak 8.19dBm
Crest -11.88dB
10.0 % 2.91dB
1.0 % 5.10dB
0.1 % 6.33dB
0.01 % 7.06dB
0.001 % 7.70dB
0.0001 % 8.03dB

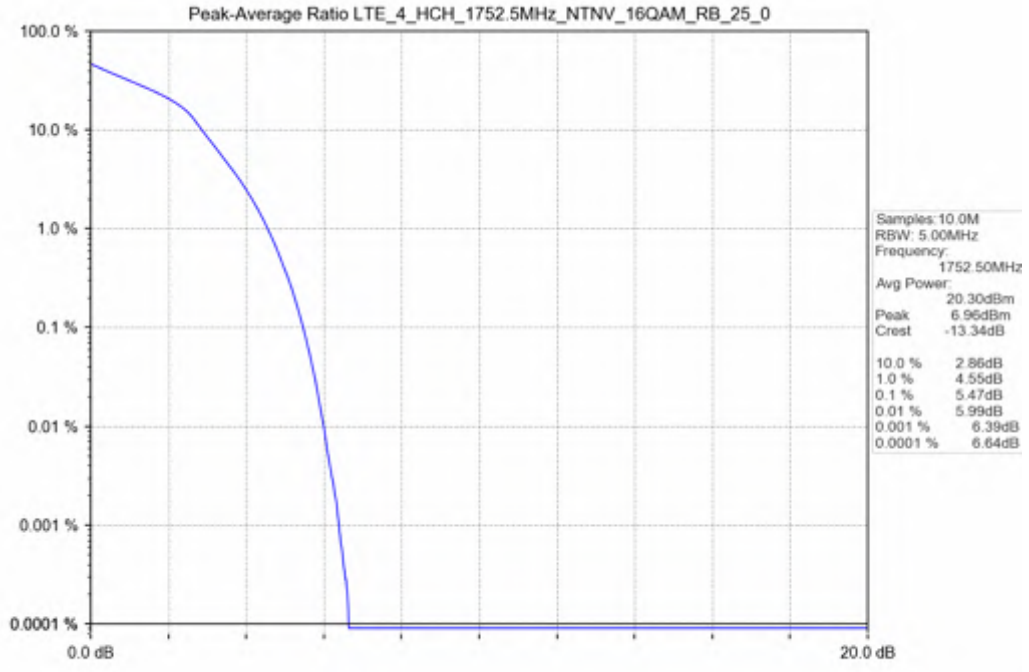
Peak-Average Ratio LTE_4_HCH_1752.5MHz_NTNV_16QAM_RB_25_0
100.0 %
10.0 %
1.0 %
0.1 %
0.01 %
0.001 %
0.0001 %
0.0 dB
20.0 dB
Samples: 10.0M
RBW: 5.00MHz
Frequency:
1752.50MHz
Avg Power:
20.30dBm
Peak 6.96dBm
Crest -13.34dB
10.0 % 2.86dB
1.0 % 4.55dB
0.1 % 5.47dB
0.01 % 5.99dB
0.001 % 6.39dB
0.0001 % 6.64dB

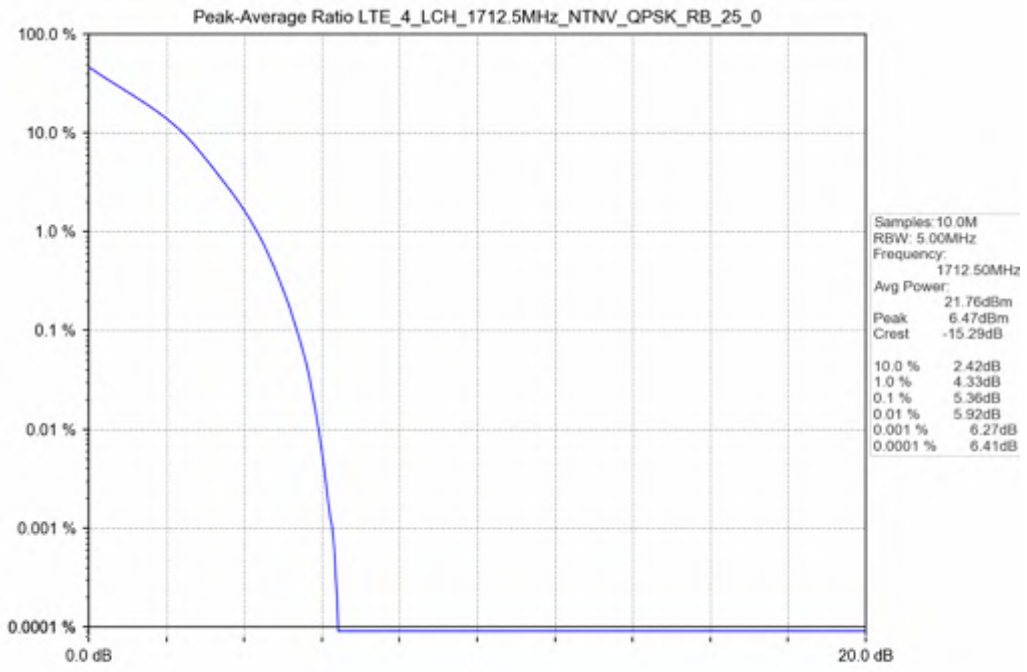
Peak-Average Ratio LTE_4_LCH_1712.5MHz_NTNV_QPSK_RB_25_0
100.0 %
10.0 %
1.0 %
0.1 %
0.01 %
0.001 %
0.0001 %
0.0 dB
20.0 dB
Samples: 10.0M
RBW: 5.00MHz
Frequency:
1712.50MHz
Avg Power:
21.76dBm
Peak 6.47dBm
Crest -15.29dB
10.0 % 2.42dB
1.0 % 4.33dB
0.1 % 5.36dB
0.01 % 5.92dB
0.001 % 6.27dB
0.0001 % 6.41dB

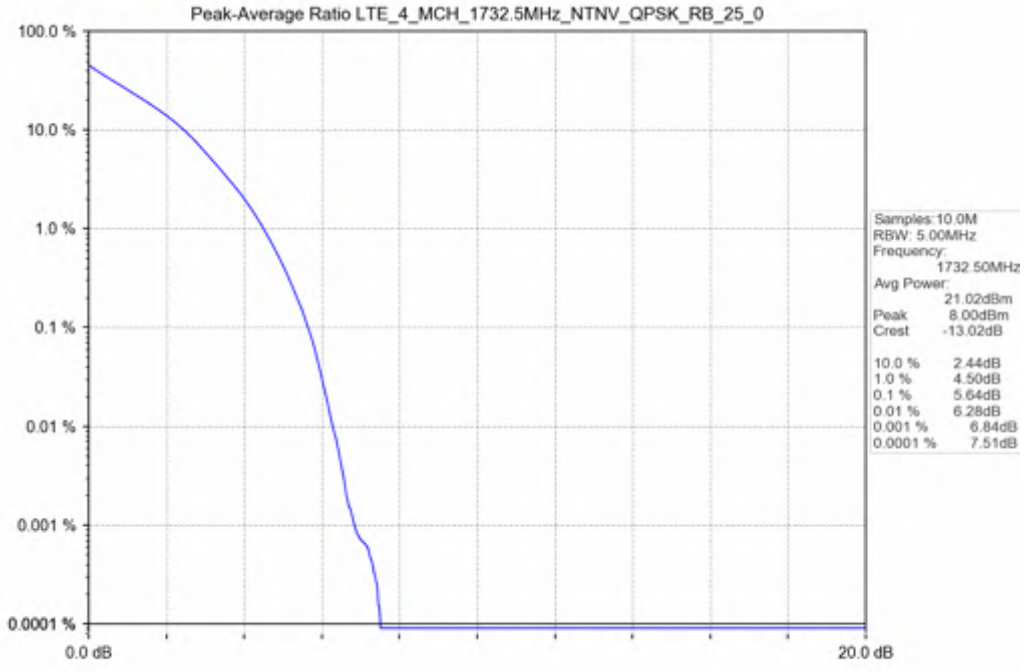
Peak-Average Ratio LTE_4_MCH_1732.5MHz_NTNV_QPSK_RB_25_0
100.0 %
10.0 %
1.0 %
0.1 %
0.01 %
0.001 %
0.0001 %
0.0 dB
20.0 dB
Samples: 10.0M
RBW: 5.00MHz
Frequency:
1732.50MHz
Avg Power:
21.02dBm
Peak 8.00dBm
Crest -13.02dB
10.0 % 2.44dB
1.0 % 4.50dB
0.1 % 5.64dB
0.01 % 6.28dB
0.001 % 6.84dB
0.0001 % 7.51dB

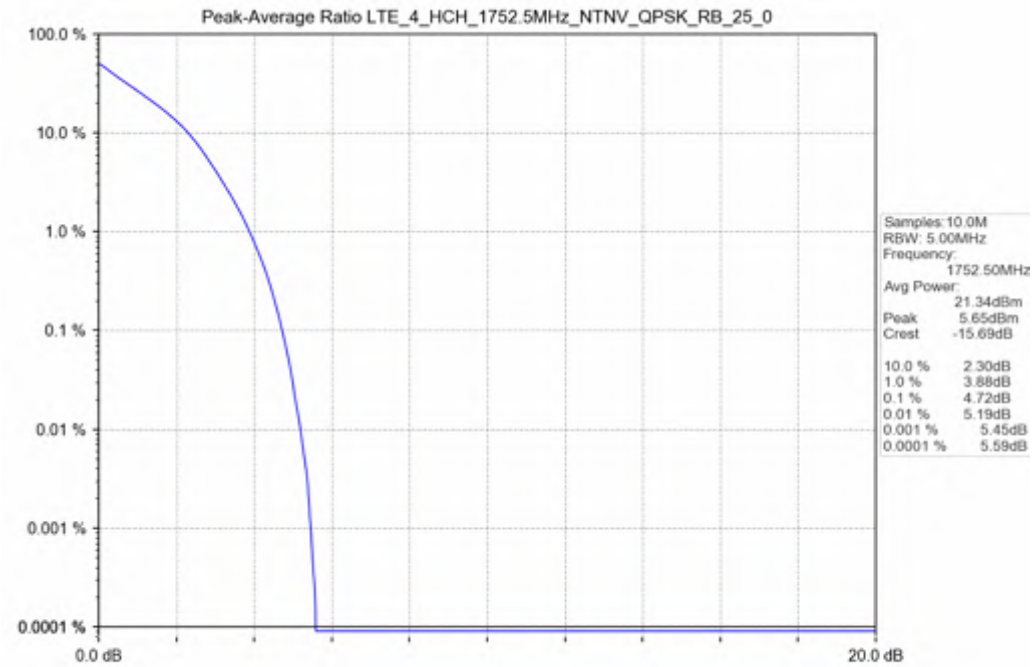

Test Band: 4 _ 10MHz Bandwidth							
Test Mode	RB Allocation		Test result (dB)			Limit (dB)	Verdict
	Size	Offset	LCH	MCH	HCH		
QPSK	50	0	4.60	4.66	4.63	13	PASS
16QAM	50	0	6.11	6.14	5.97	13	PASS

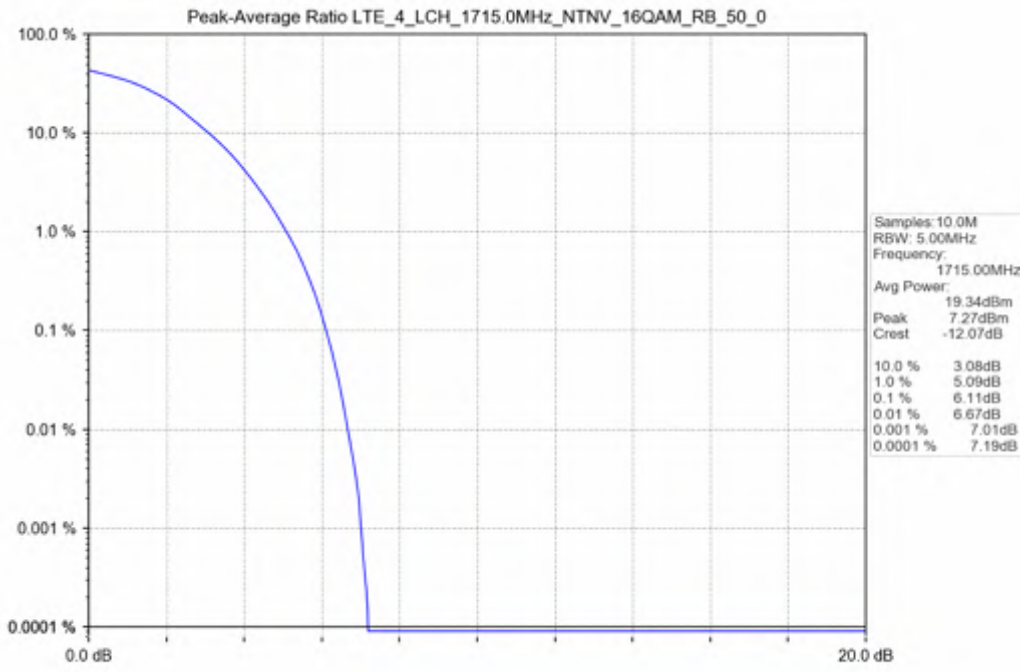
Peak-Average Ratio LTE_4_LCH_1715.0MHz_NTNV_16QAM_RB_50_0
100.0 %
10.0 %
1.0 %
0.1 %
0.01 %
0.001 %
0.0001 %
0.0 dB
20.0 dB
Samples: 10.0M
RBW: 5.00MHz
Frequency:
1715.00MHz
Avg Power:
19.34dBm
Peak 7.27dBm
Crest -12.07dB
10.0 % 3.08dB
1.0 % 5.09dB
0.1 % 6.11dB
0.01 % 6.67dB
0.001 % 7.01dB
0.0001 % 7.19dB

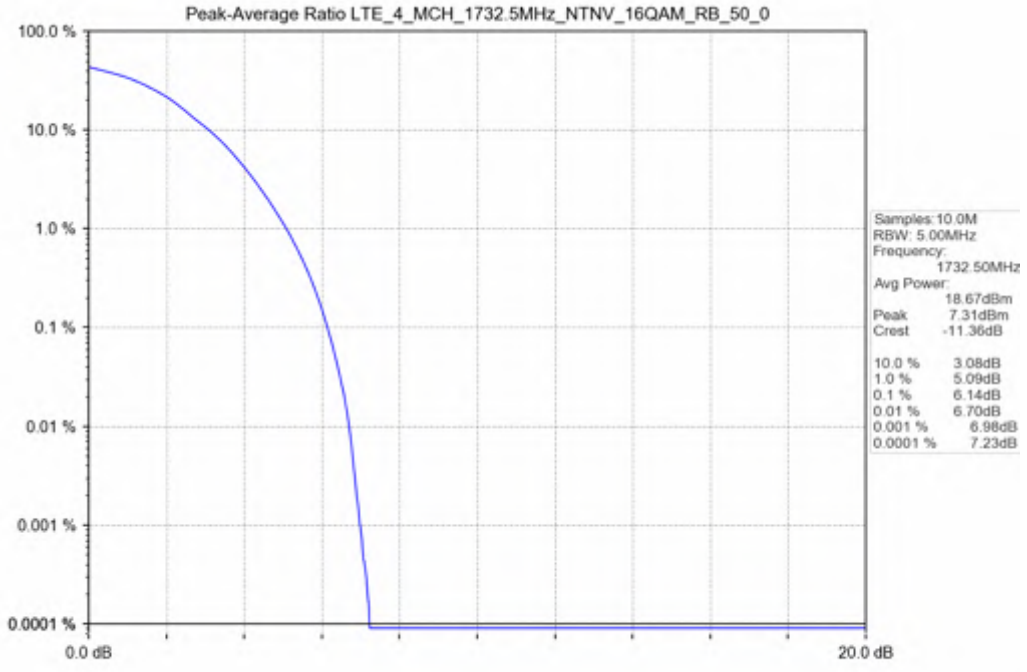
Peak-Average Ratio LTE_4_MCH_1732.5MHz_NTNV_16QAM_RB_50_0
100.0 %
10.0 %
1.0 %
0.1 %
0.01 %
0.001 %
0.0001 %
0.0 dB
20.0 dB
Samples: 10.0M
RBW: 5.00MHz
Frequency:
1732.50MHz
Avg Power:
18.67dBm
Peak 7.31dBm
Crest -11.36dB
10.0 % 3.08dB
1.0 % 5.09dB
0.1 % 6.14dB
0.01 % 6.70dB
0.001 % 6.98dB
0.0001 % 7.23dB

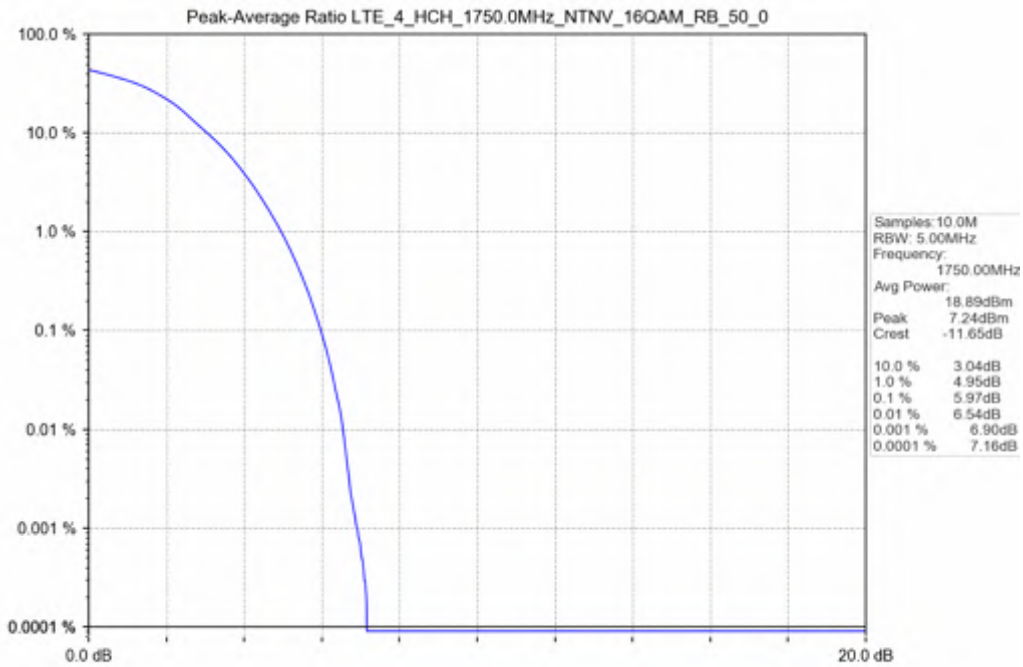
Peak-Average Ratio LTE_4_HCH_1750.0MHz_NTNV_16QAM_RB_50_0
100.0 %
10.0 %
1.0 %
0.1 %
0.01 %
0.001 %
0.0001 %
0.0 dB
20.0 dB
Samples: 10.0M
RBW: 5.00MHz
Frequency:
1750.00MHz
Avg Power:
18.89dBm
Peak 7.24dBm
Crest -11.65dB
10.0 % 3.04dB
1.0 % 4.95dB
0.1 % 5.97dB
0.01 % 6.54dB
0.001 % 6.90dB
0.0001 % 7.16dB

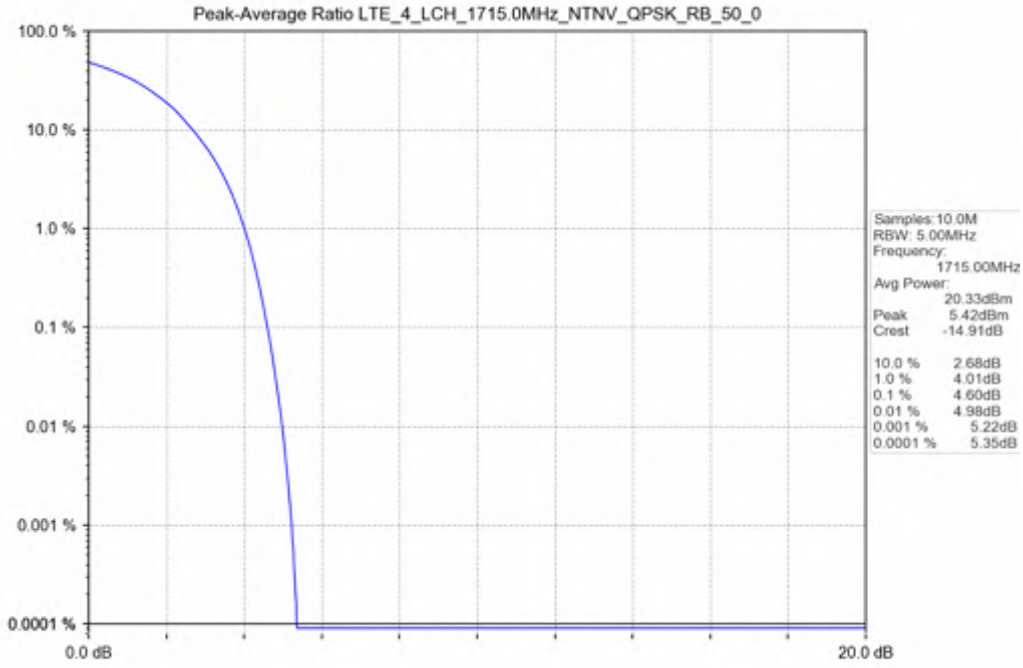
Peak-Average Ratio LTE_4_LCH_1715.0MHz_NTNV_QPSK_RB_50_0
100.0 %
10.0 %
1.0 %
0.1 %
0.01 %
0.001 %
0.0001 %
0.0 dB
20.0 dB
Samples: 10.0M
RBW: 5.00MHz
Frequency:
1715.00MHz
Avg Power:
20.33dBm
Peak 5.42dBm
Crest -14.91dB
10.0 % 2.68dB
1.0 % 4.01dB
0.1 % 4.60dB
0.01 % 4.98dB
0.001 % 5.22dB
0.0001 % 5.35dB

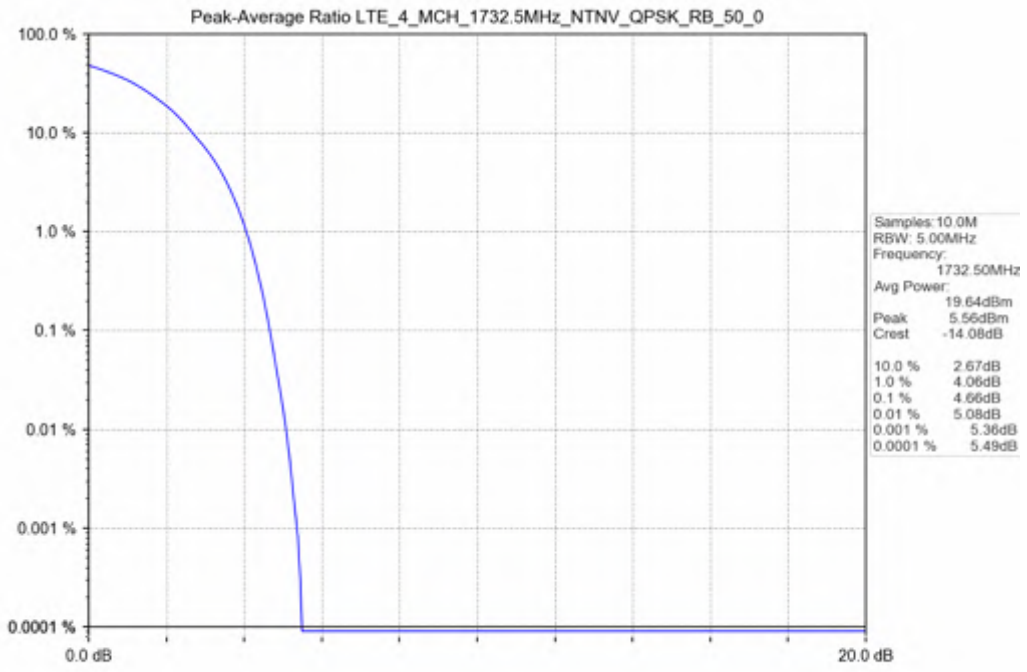

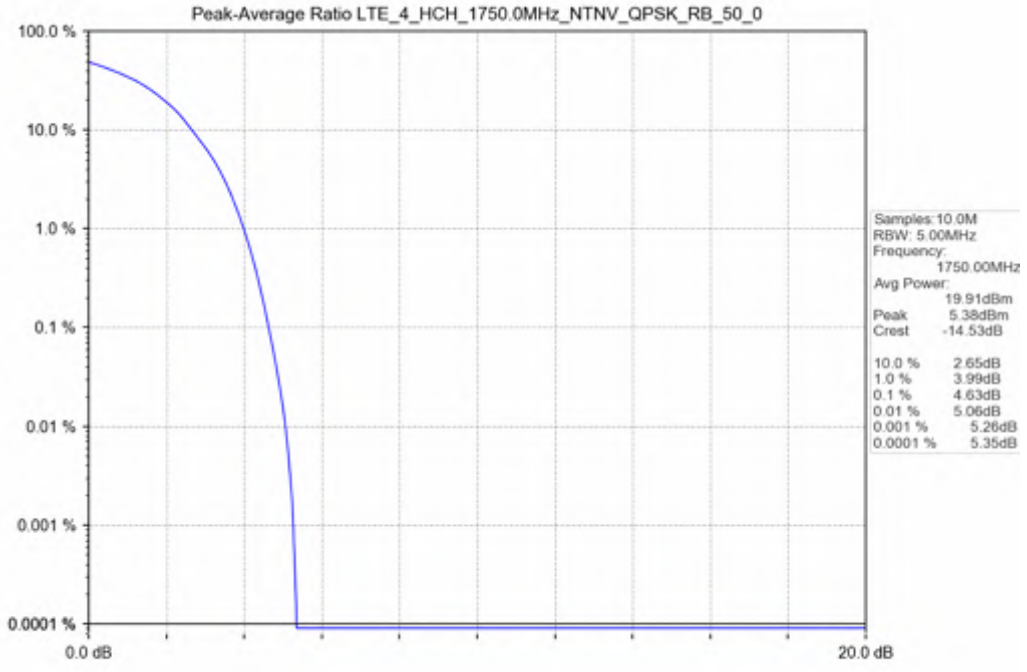

Test Band: 4 _ 15MHz Bandwidth

Test Mode	RB Allocation		Test result (dB)			Limit (dB)	Verdict
	Size	Offset	LCH	MCH	HCH		
QPSK	75	0	5.77	5.77	5.81	13	PASS
16QAM	75	0	6.88	6.87	6.77	13	PASS

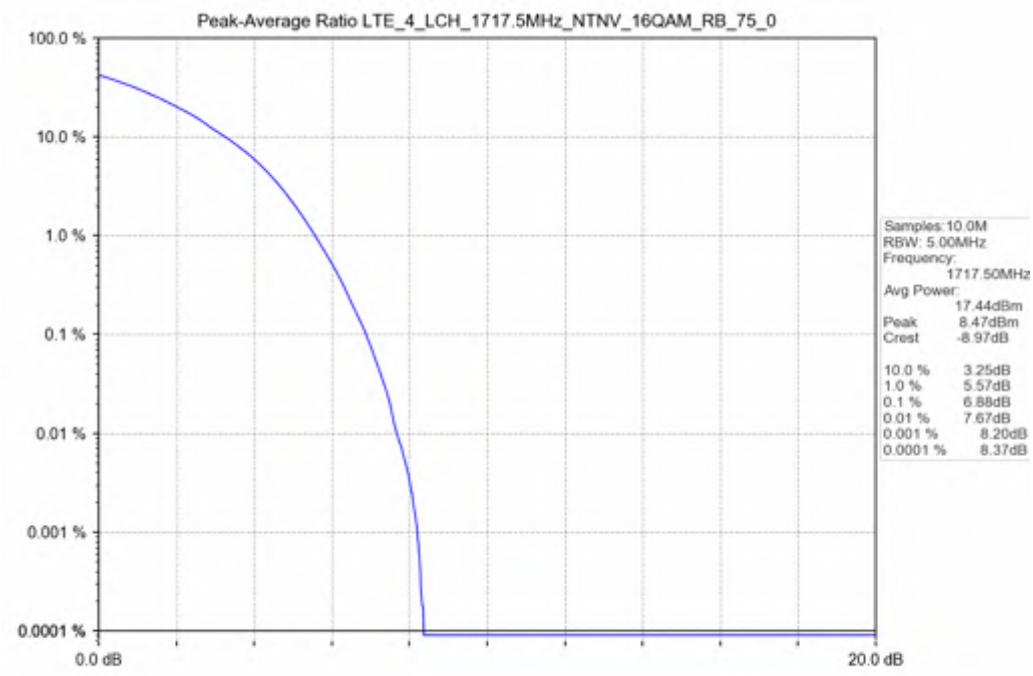

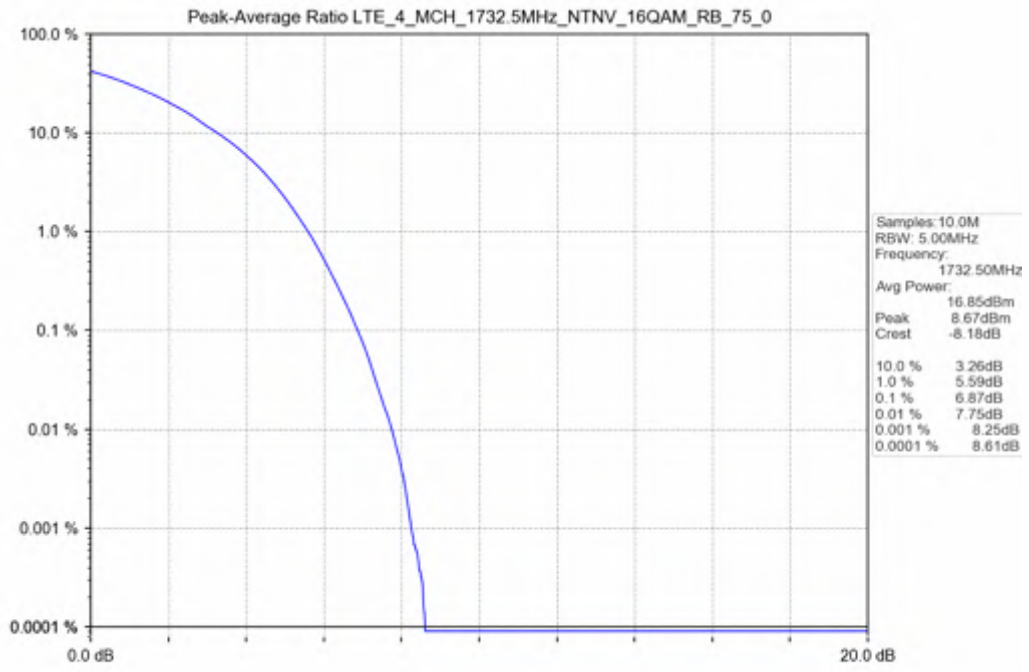
Peak-Average Ratio LTE_4_MCH_1732.5MHz_NTNV_16QAM_RB_75_0
100.0 %
10.0 %
1.0 %
0.1 %
0.01 %
0.001 %
0.0001 %
0.0 dB
20.0 dB
Samples: 10.0M
RBW: 5.00MHz
Frequency:
1732.50MHz
Avg Power:
16.85dBm
Peak 8.67dBm
Crest -8.18dB
10.0 % 3.26dB
1.0 % 5.59dB
0.1 % 6.87dB
0.01 % 7.75dB
0.001 % 8.25dB
0.0001 % 8.61dB

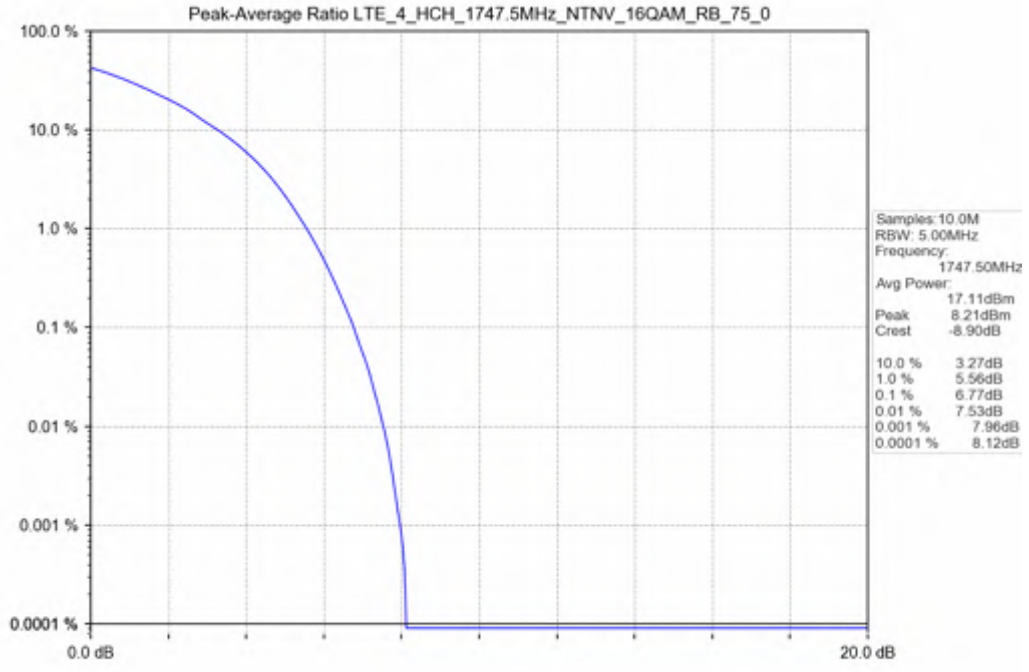
Peak-Average Ratio LTE_4_HCH_1747.5MHz_NTNV_16QAM_RB_75_0
100.0 %
10.0 %
1.0 %
0.1 %
0.01 %
0.001 %
0.0001 %
0.0 dB
20.0 dB
Samples: 10.0M
RBW: 5.00MHz
Frequency:
1747.50MHz
Avg Power:
17.11dBm
Peak 8.21dBm
Crest -8.90dB
10.0 % 3.27dB
1.0 % 5.56dB
0.1 % 6.77dB
0.01 % 7.53dB
0.001 % 7.96dB
0.0001 % 8.12dB

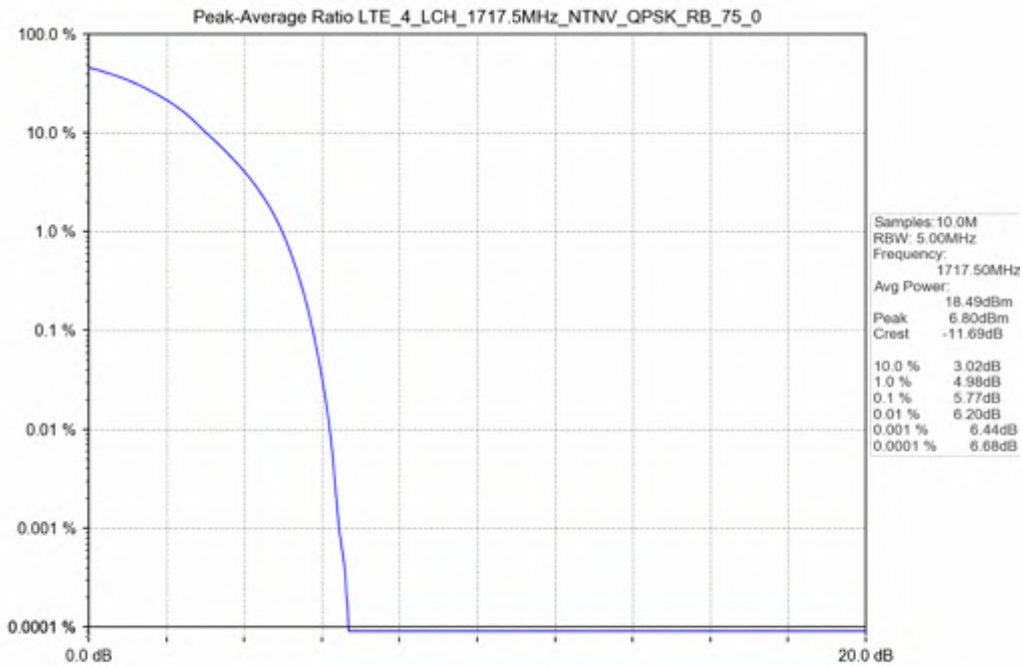
Peak-Average Ratio LTE_4_LCH_1717.5MHz_NTNV_QPSK_RB_75_0
100.0 %
10.0 %
1.0 %
0.1 %
0.01 %
0.001 %
0.0001 %
0.0 dB
20.0 dB
Samples: 10.0M
RBW: 5.00MHz
Frequency:
1717.50MHz
Avg Power:
18.49dBm
Peak 6.80dBm
Crest -11.69dB
10.0 % 3.02dB
1.0 % 4.98dB
0.1 % 5.77dB
0.01 % 6.20dB
0.001 % 6.44dB
0.0001 % 6.68dB

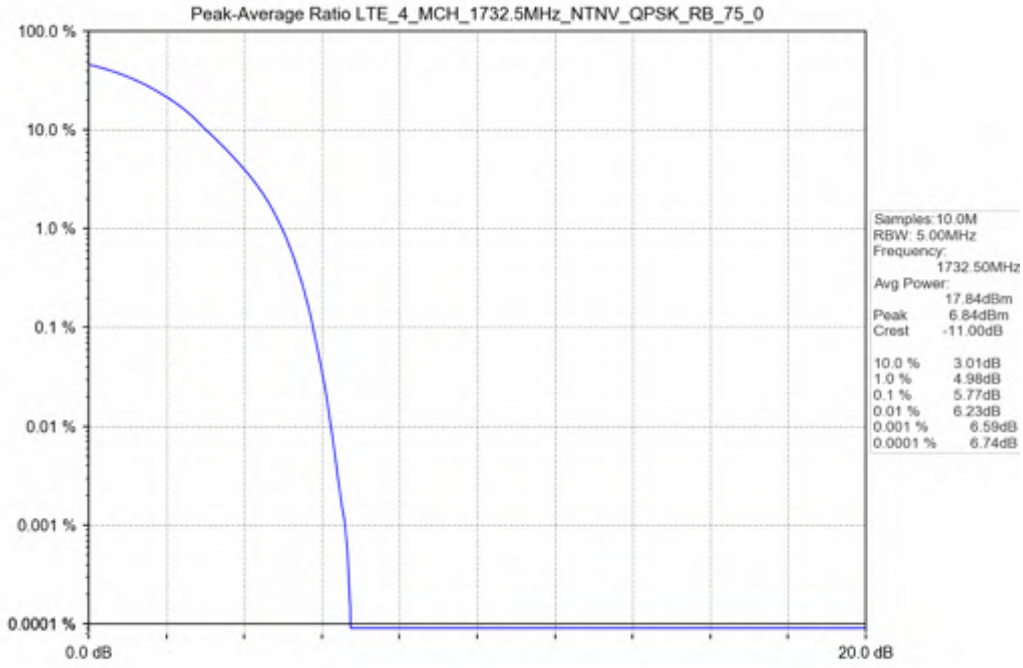
Peak-Average Ratio LTE_4_MCH_1732.5MHz_NTNV_QPSK_RB_75_0
100.0 %
10.0 %
1.0 %
0.1 %
0.01 %
0.001 %
0.0001 %
0.0 dB
20.0 dB
Samples: 10.0M
RBW: 5.00MHz
Frequency:
1732.50MHz
Avg Power:
17.84dBm
Peak 6.84dBm
Crest -11.00dB
10.0 % 3.01dB
1.0 % 4.98dB
0.1 % 5.77dB
0.01 % 6.23dB
0.001 % 6.59dB
0.0001 % 6.74dB

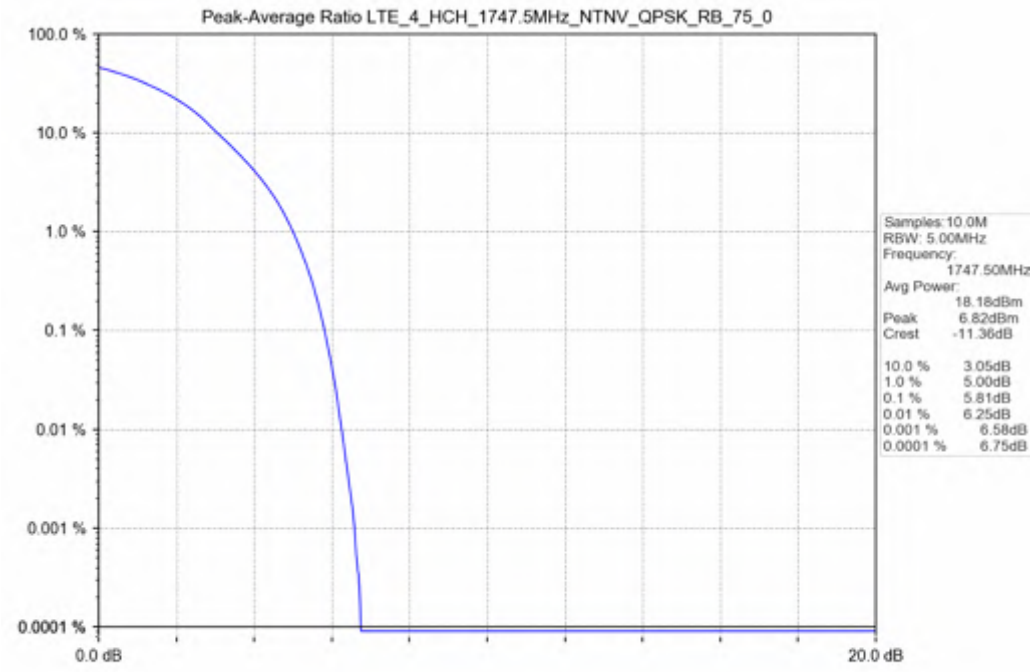

Test Band: 4 _ 20MHz Bandwidth							
Test Mode	RB Allocation		Test result (dB)			Limit (dB)	Verdict
	Size	Offset	LCH	MCH	HCH		
QPSK	100	0	6.45	6.47	6.50	13	PASS
16QAM	100	0	7.15	7.26	7.21	13	PASS

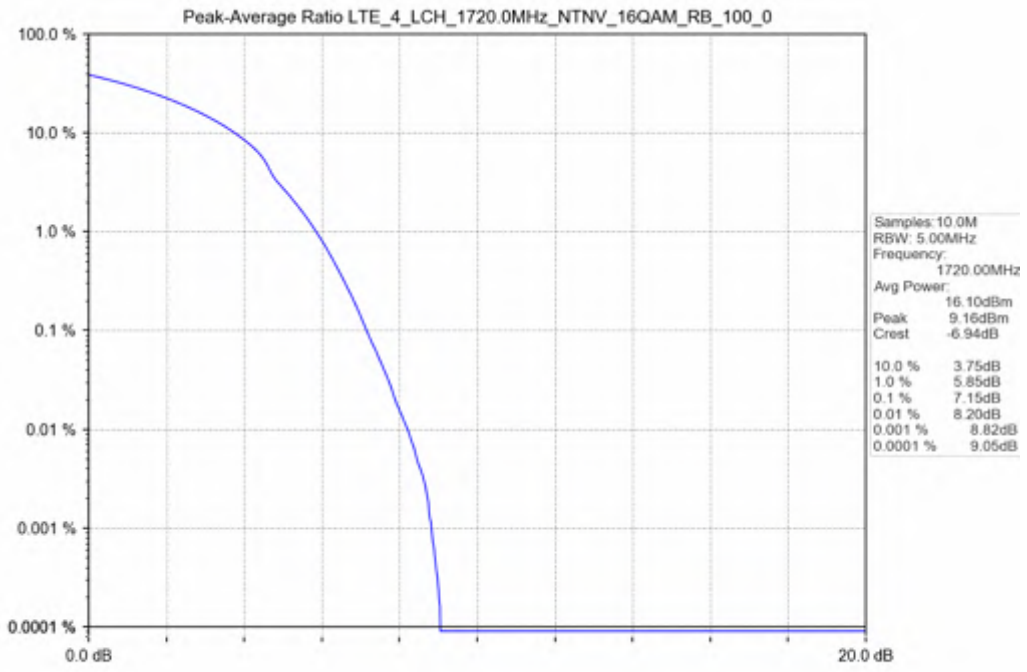
Peak-Average Ratio LTE_4_LCH_1720.0MHz_NTNV_16QAM_RB_100_0
100.0 %
10.0 %
1.0 %
0.1 %
0.01 %
0.001 %
0.0001 %
0.0 dB
20.0 dB
Samples: 10.0M
RBW: 5.00MHz
Frequency:
1720.00MHz
Avg Power:
16.10dBm
Peak 9.16dBm
Crest -6.94dB
10.0 % 3.75dB
1.0 % 5.85dB
0.1 % 7.15dB
0.01 % 8.20dB
0.001 % 8.82dB
0.0001 % 9.05dB

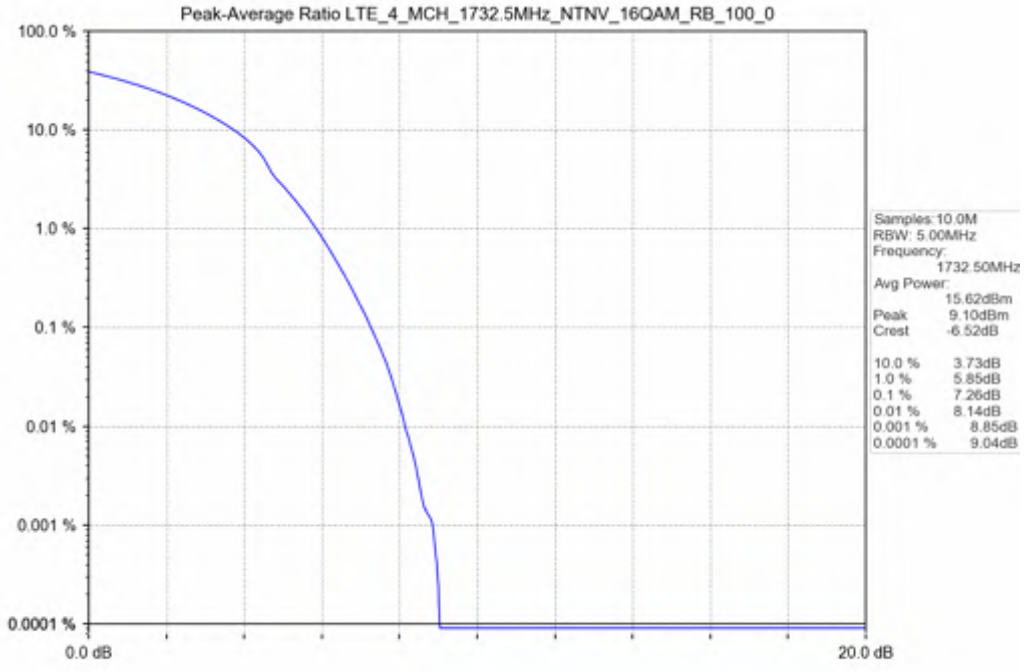
Peak-Average Ratio LTE_4_MCH_1732.5MHz_NTNV_16QAM_RB_100_0
100.0 %
10.0 %
1.0 %
0.1 %
0.01 %
0.001 %
0.0001 %
0.0 dB
20.0 dB
Samples: 10.0M
RBW: 5.00MHz
Frequency:
1732.50MHz
Avg Power:
15.62dBm
Peak 9.10dBm
Crest -6.52dB
10.0 % 3.73dB
1.0 % 5.85dB
0.1 % 7.26dB
0.01 % 8.14dB
0.001 % 8.85dB
0.0001 % 9.04dB

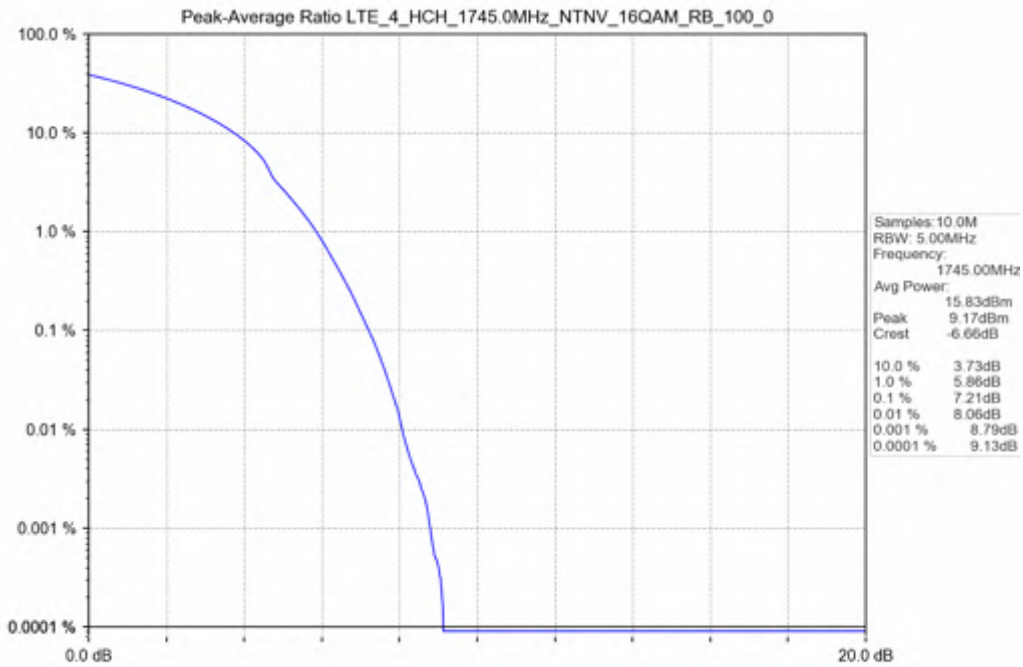
Peak-Average Ratio LTE_4_HCH_1745.0MHz_NTNV_16QAM_RB_100_0
100.0 %
10.0 %
1.0 %
0.1 %
0.01 %
0.001 %
0.0001 %
0.0 dB
20.0 dB
Samples: 10.0M
RBW: 5.00MHz
Frequency:
1745.00MHz
Avg Power:
15.83dBm
Peak 9.17dBm
Crest -6.66dB
10.0 % 3.73dB
1.0 % 5.86dB
0.1 % 7.21dB
0.01 % 8.06dB
0.001 % 8.79dB
0.0001 % 9.13dB

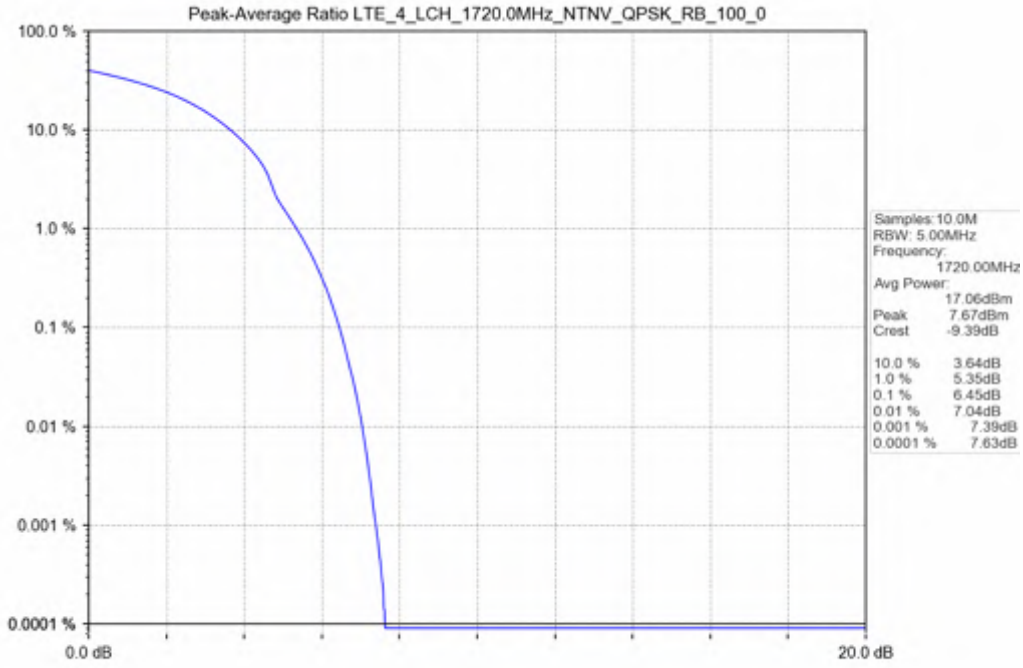
Peak-Average Ratio LTE_4_LCH_1720.0MHz_NTNV_QPSK_RB_100_0
100.0 %
10.0 %
1.0 %
0.1 %
0.01 %
0.001 %
0.0001 %
0.0 dB
20.0 dB
Samples: 10.0M
RBW: 5.00MHz
Frequency:
1720.00MHz
Avg Power:
17.06dBm
Peak 7.67dBm
Crest -9.39dB
10.0 % 3.64dB
1.0 % 5.35dB
0.1 % 6.45dB
0.01 % 7.04dB
0.001 % 7.39dB
0.0001 % 7.63dB

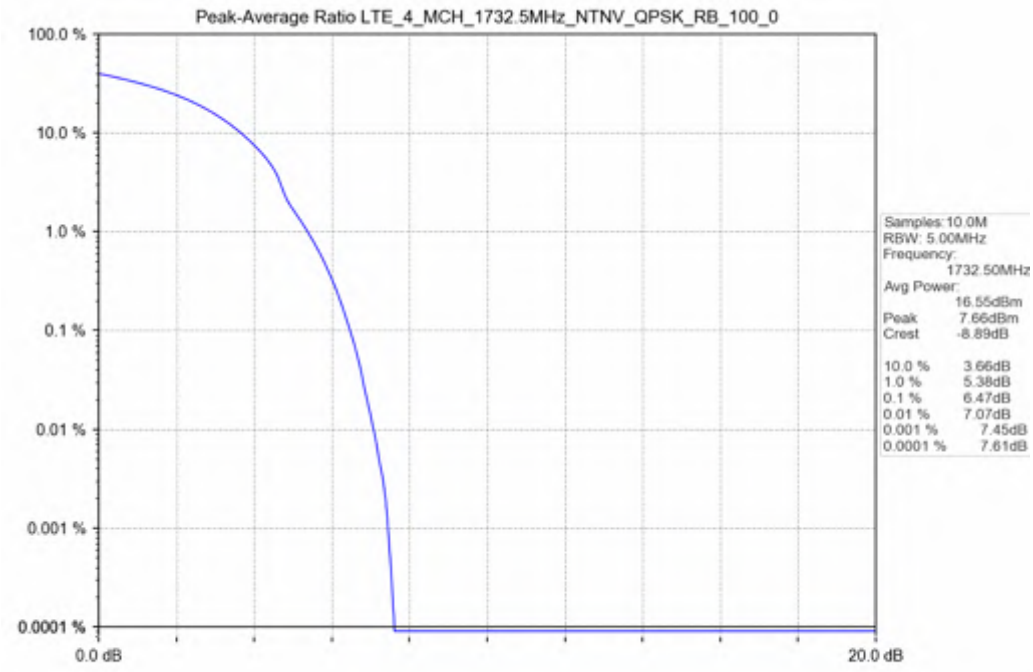
Peak-Average Ratio LTE_4_MCH_1732.5MHz_NTNV_QPSK_RB_100_0
100.0 %
10.0 %
1.0 %
0.1 %
0.01 %
0.001 %
0.0001 %
0.0 dB
20.0 dB
Samples: 10.0M
RBW: 5.00MHz
Frequency:
1732.50MHz
Avg Power:
16.55dBm
Peak 7.66dBm
Crest -8.89dB
10.0 % 3.66dB
1.0 % 5.38dB
0.1 % 6.47dB
0.01 % 7.07dB
0.001 % 7.45dB
0.0001 % 7.61dB

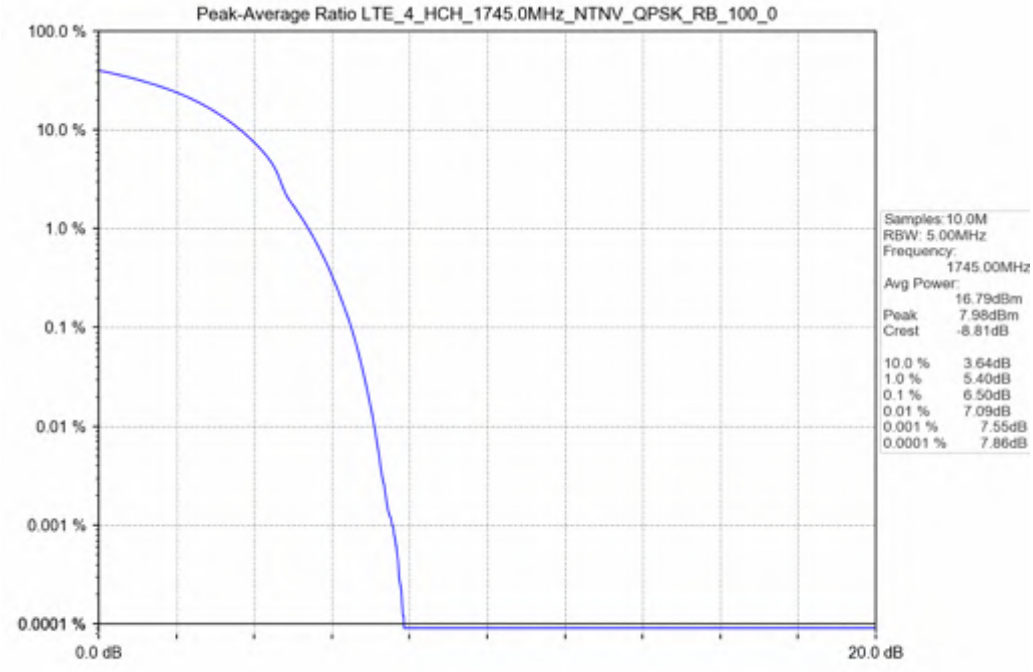
Peak-Average Ratio LTE_4_HCH_1745.0MHz_NTNV_QPSK_RB_100_0
100.0 %
10.0 %
1.0 %
0.1 %
0.01 %
0.001 %
0.0001 %
0.0 dB
20.0 dB
Samples: 10.0M
RBW: 5.00MHz
Frequency:
1745.00MHz
Avg Power:
16.79dBm
Peak 7.98dBm
Crest -8.81dB
10.0 % 3.64dB
1.0 % 5.40dB
0.1 % 6.50dB
0.01 % 7.09dB
0.001 % 7.55dB
0.0001 % 7.86dB

Band 5

Test Band: 5 _ 1.4MHz Bandwidth							
Test Mode	RB Allocation		Test result (dB)			Limit (dB)	Verdict
	Size	Offset	LCH	MCH	HCH		
QPSK	6	0	5.04	5.54	5.47	13	PASS
16QAM	6	0	5.88	6.28	6.30	13	PASS

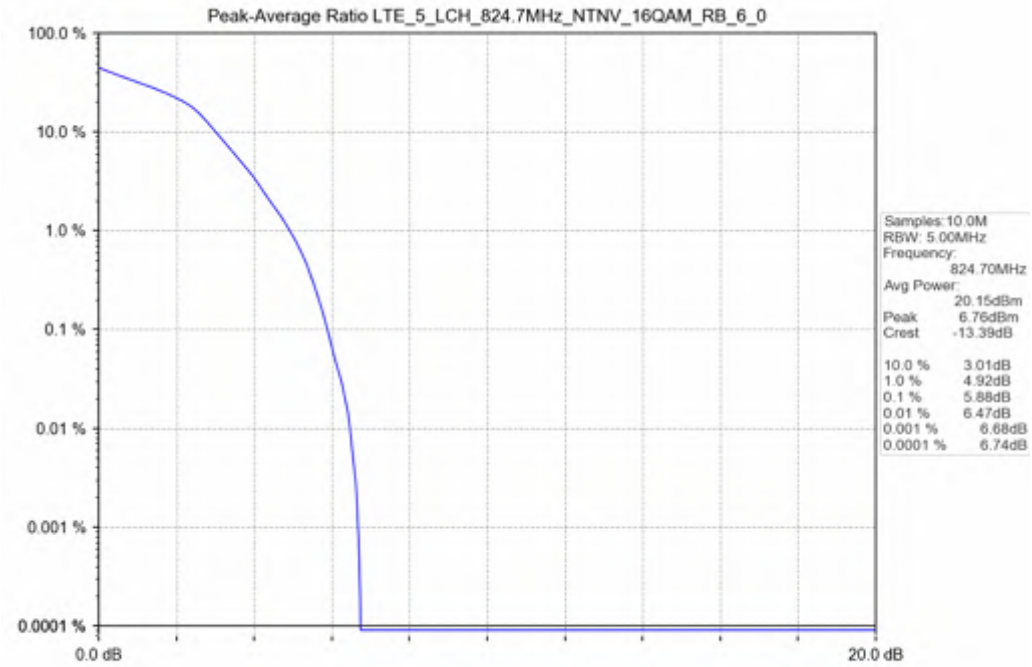

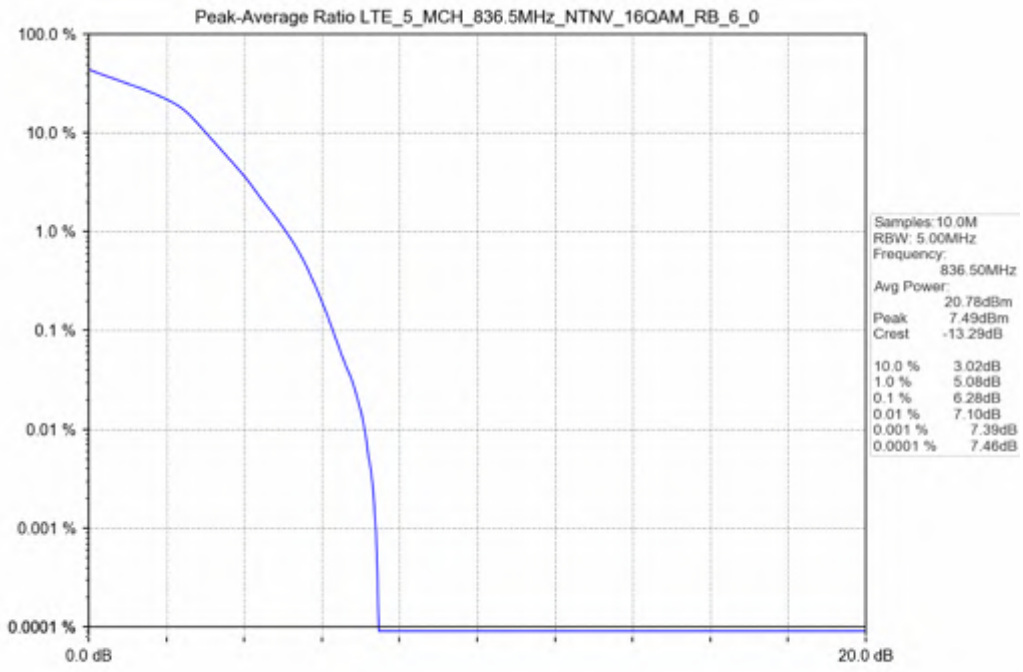
Peak-Average Ratio LTE_5_MCH_836.5MHz_NTNV_16QAM_RB_6_0
100.0 %
10.0 %
1.0 %
0.1 %
0.01 %
0.001 %
0.0001 %
0.0 dB
20.0 dB
Samples: 10.0M
RBW: 5.00MHz
Frequency:
836.50MHz
Avg Power:
20.78dBm
Peak 7.49dBm
Crest -13.29dB
10.0 % 3.02dB
1.0 % 5.08dB
0.1 % 6.28dB
0.01 % 7.10dB
0.001 % 7.39dB
0.0001 % 7.46dB

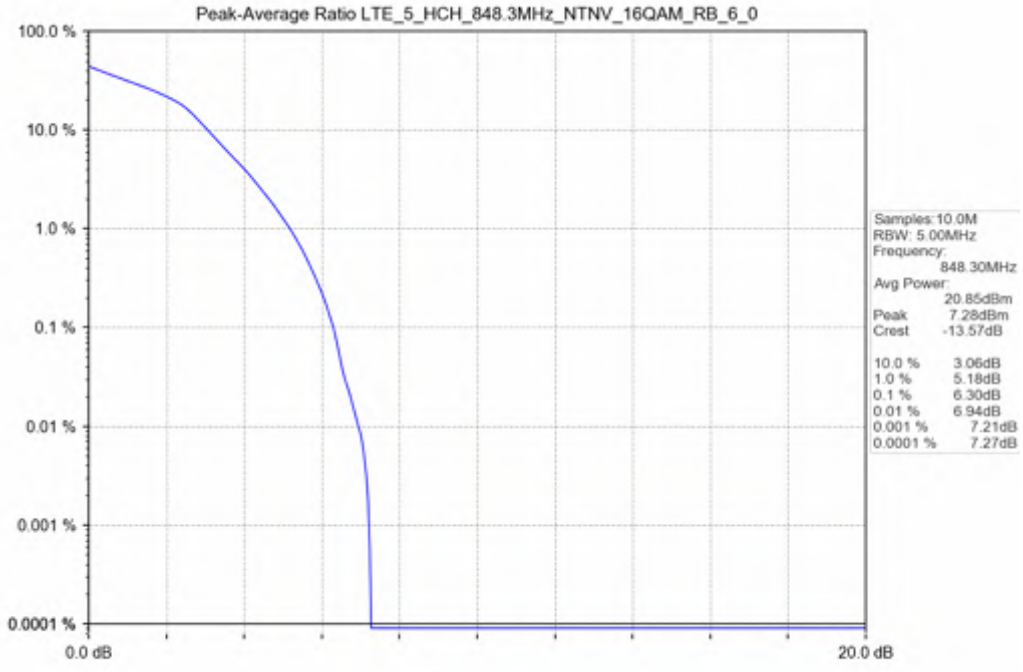
Peak-Average Ratio LTE_5_HCH_848.3MHz_NTNV_16QAM_RB_6_0
100.0 %
10.0 %
1.0 %
0.1 %
0.01 %
0.001 %
0.0001 %
0.0 dB
20.0 dB
Samples: 10.0M
RBW: 5.00MHz
Frequency:
848.30MHz
Avg Power:
20.85dBm
Peak 7.28dBm
Crest -13.57dB
10.0 % 3.06dB
1.0 % 5.18dB
0.1 % 6.30dB
0.01 % 6.94dB
0.001 % 7.21dB
0.0001 % 7.27dB

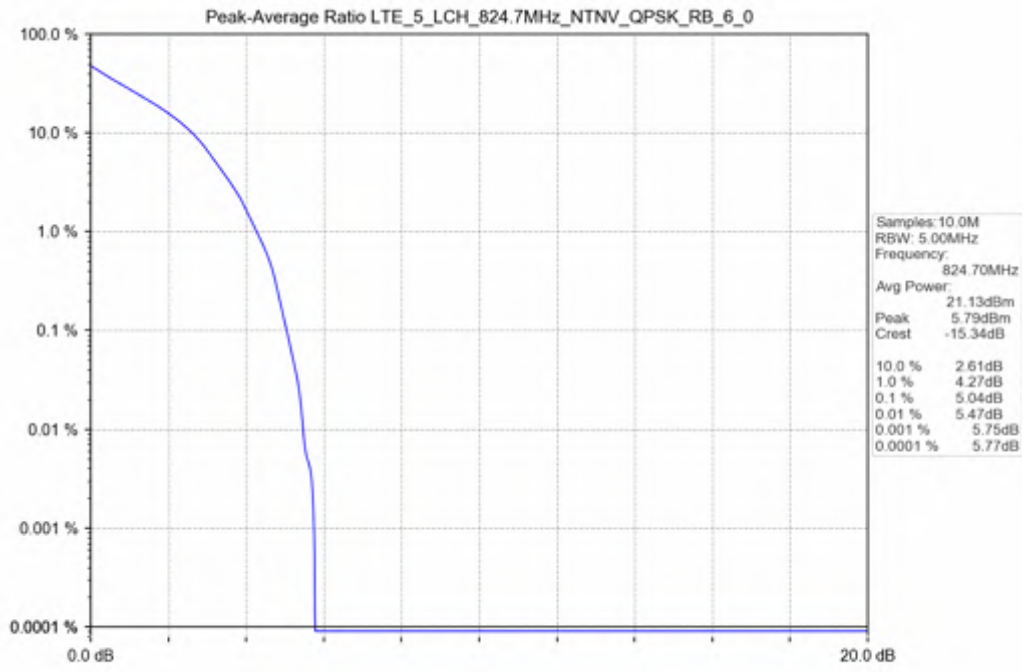
Peak-Average Ratio LTE_5_LCH_824.7MHz_NTNV_QPSK_RB_6_0
100.0 %
10.0 %
1.0 %
0.1 %
0.01 %
0.001 %
0.0001 %
0.0 dB
20.0 dB
Samples: 10.0M
RBW: 5.00MHz
Frequency:
824.70MHz
Avg Power:
21.13dBm
Peak 5.79dBm
Crest -15.34dB
10.0 % 2.61dB
1.0 % 4.27dB
0.1 % 5.04dB
0.01 % 5.47dB
0.001 % 5.75dB
0.0001 % 5.77dB

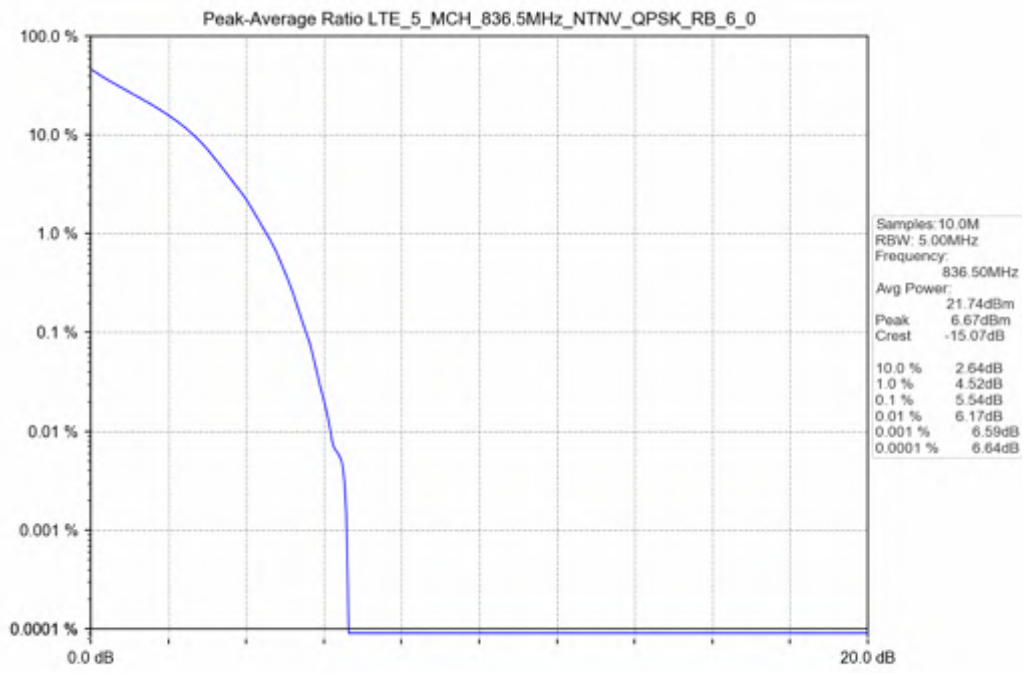
Peak-Average Ratio LTE_5_MCH_836.5MHz_NTNV_QPSK_RB_6_0
100.0 %
10.0 %
1.0 %
0.1 %
0.01 %
0.001 %
0.0001 %
0.0 dB
20.0 dB
Samples: 10.0M
RBW: 5.00MHz
Frequency:
836.50MHz
Avg Power:
21.74dBm
Peak 6.67dBm
Crest -15.07dB
10.0 % 2.64dB
1.0 % 4.52dB
0.1 % 5.54dB
0.01 % 6.17dB
0.001 % 6.59dB
0.0001 % 6.64dB

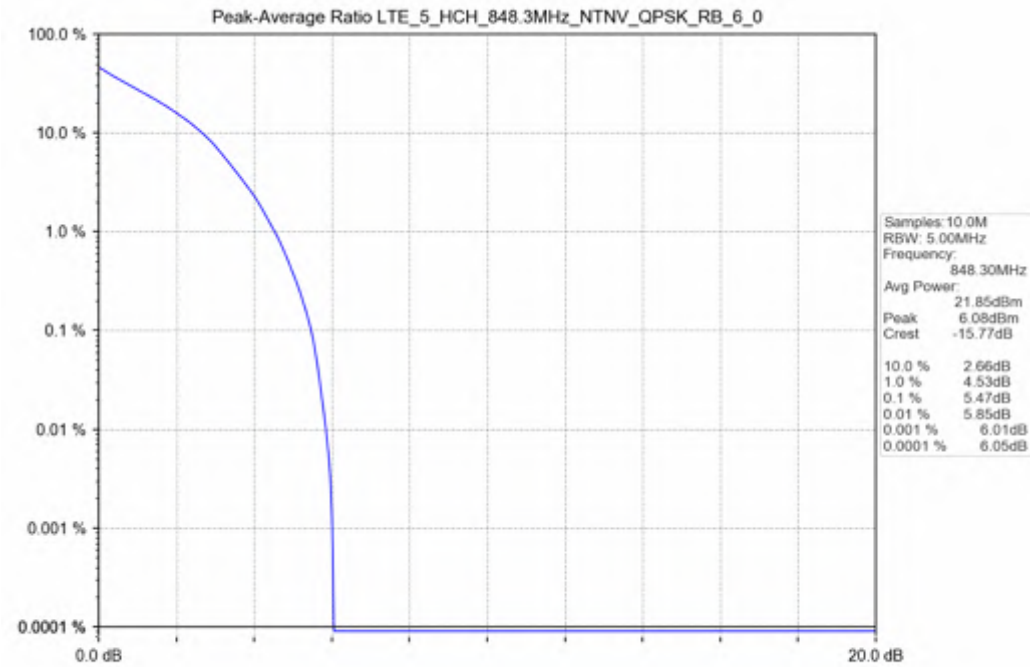

Test Band: 5 _ 3MHz Bandwidth							
Test Mode	RB Allocation		Test result (dB)			Limit (dB)	Verdict
	Size	Offset	LCH	MCH	HCH		
QPSK	15	0	5.14	5.55	5.64	13	PASS
16QAM	15	0	5.98	6.41	6.46	13	PASS

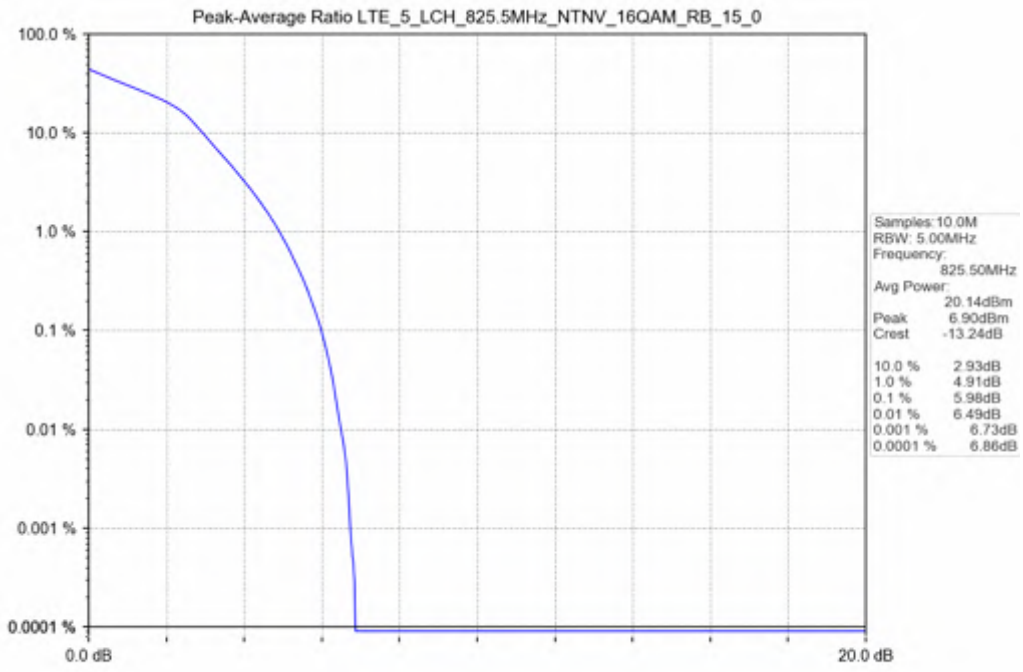
Peak-Average Ratio LTE_5_LCH_825.5MHz_NTNV_16QAM_RB_15_0
100.0 %
10.0 %
1.0 %
0.1 %
0.01 %
0.001 %
0.0001 %
0.0 dB
20.0 dB
Samples: 10.0M
RBW: 5.00MHz
Frequency:
825.50MHz
Avg Power:
20.14dBm
Peak 6.90dBm
Crest -13.24dB
10.0 % 2.93dB
1.0 % 4.91dB
0.1 % 5.98dB
0.01 % 6.49dB
0.001 % 6.73dB
0.0001 % 6.86dB

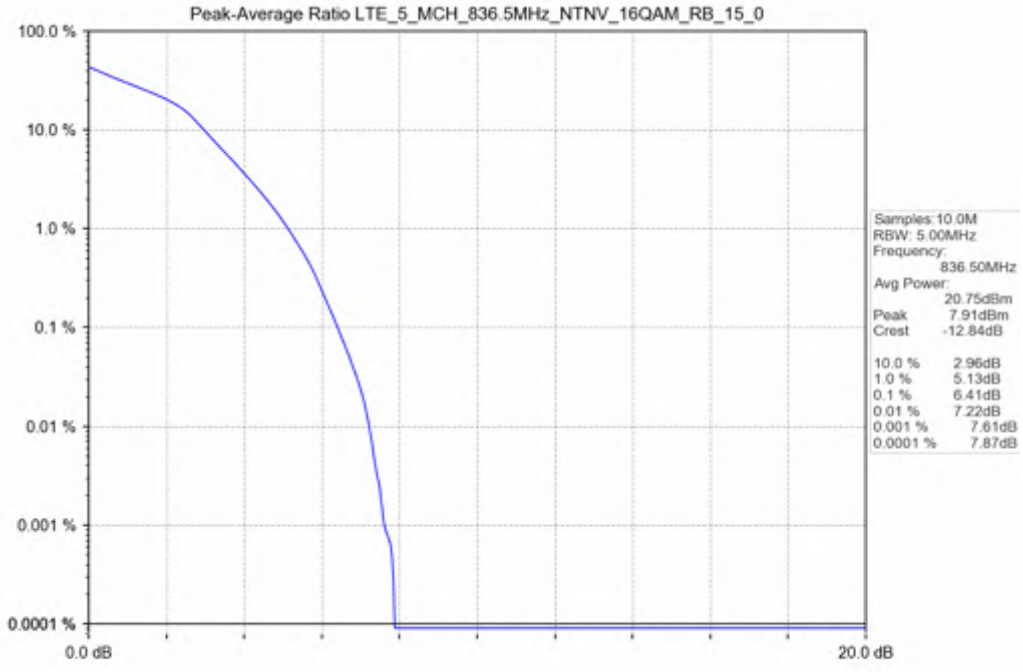
Peak-Average Ratio LTE_5_MCH_836.5MHz_NTNV_16QAM_RB_15_0
100.0 %
10.0 %
1.0 %
0.1 %
0.01 %
0.001 %
0.0001 %
0.0 dB
20.0 dB
Samples: 10.0M
RBW: 5.00MHz
Frequency:
836.50MHz
Avg Power:
20.75dBm
Peak 7.91dBm
Crest -12.84dB
10.0 % 2.96dB
1.0 % 5.13dB
0.1 % 6.41dB
0.01 % 7.22dB
0.001 % 7.61dB
0.0001 % 7.87dB

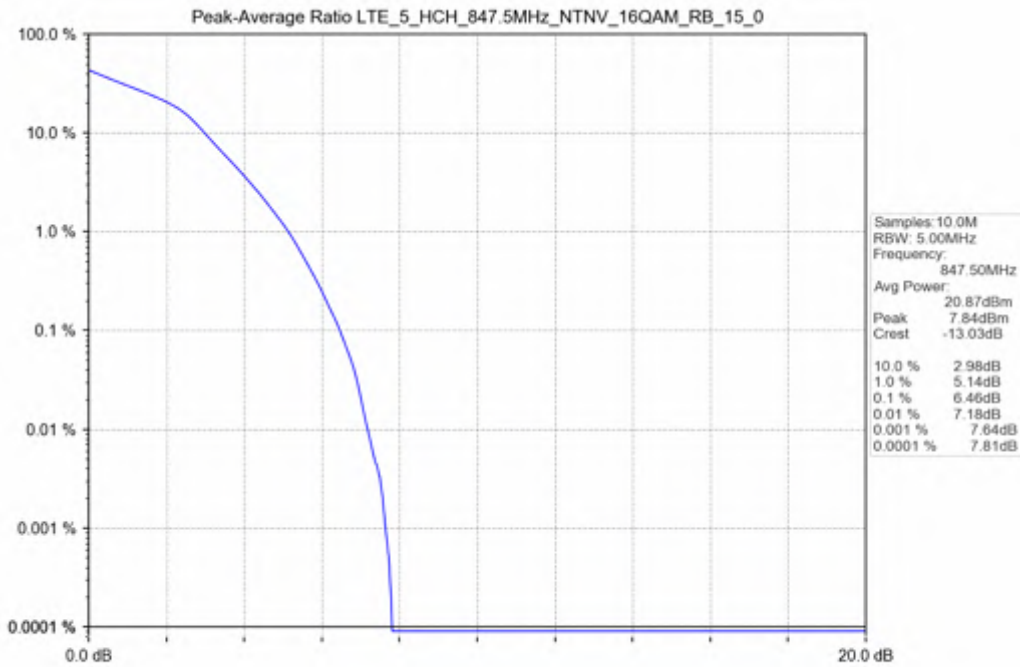
Peak-Average Ratio LTE_5_HCH_847.5MHz_NTNV_16QAM_RB_15_0
100.0 %
10.0 %
1.0 %
0.1 %
0.01 %
0.001 %
0.0001 %
0.0 dB
20.0 dB
Samples: 10.0M
RBW: 5.00MHz
Frequency:
847.50MHz
Avg Power:
20.87dBm
Peak 7.84dBm
Crest -13.03dB
10.0 % 2.98dB
1.0 % 5.14dB
0.1 % 6.46dB
0.01 % 7.18dB
0.001 % 7.64dB
0.0001 % 7.81dB

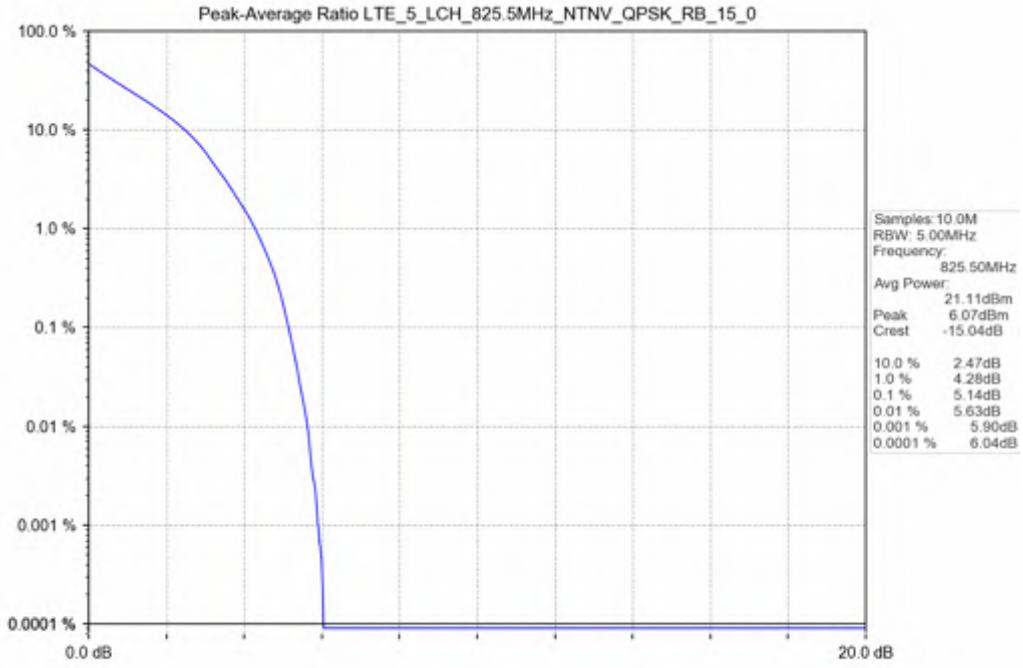
Peak-Average Ratio LTE_5_LCH_825.5MHz_NTNV_QPSK_RB_15_0
100.0 %
10.0 %
1.0 %
0.1 %
0.01 %
0.001 %
0.0001 %
0.0 dB
20.0 dB
Samples: 10.0M
RBW: 5.00MHz
Frequency:
825.50MHz
Avg Power:
21.11dBm
Peak 6.07dBm
Crest -15.04dB
10.0 % 2.47dB
1.0 % 4.28dB
0.1 % 5.14dB
0.01 % 5.63dB
0.001 % 5.90dB
0.0001 % 6.04dB

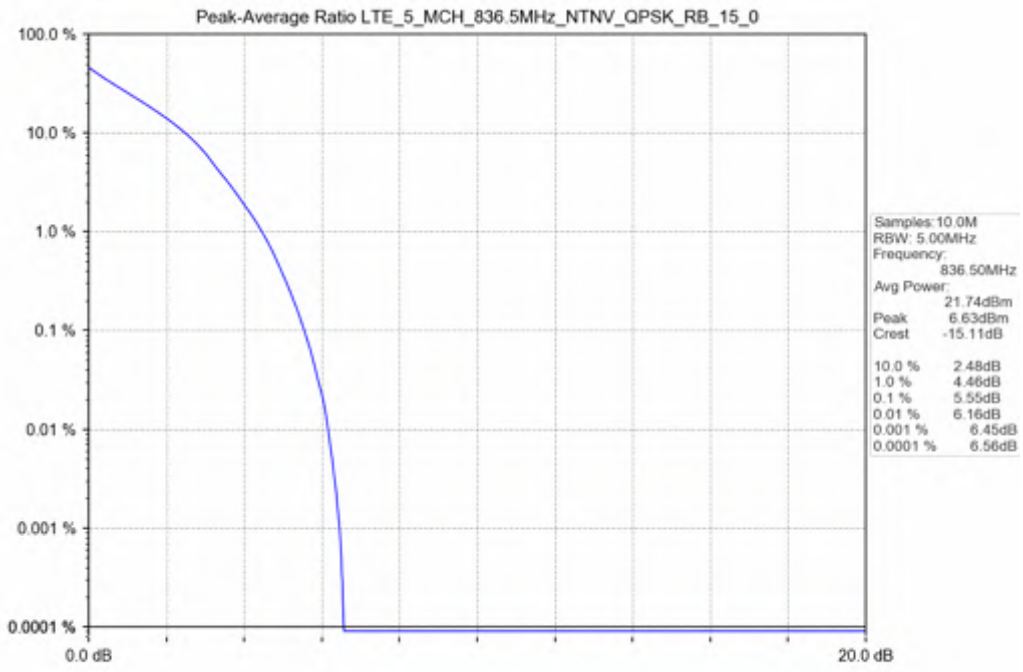

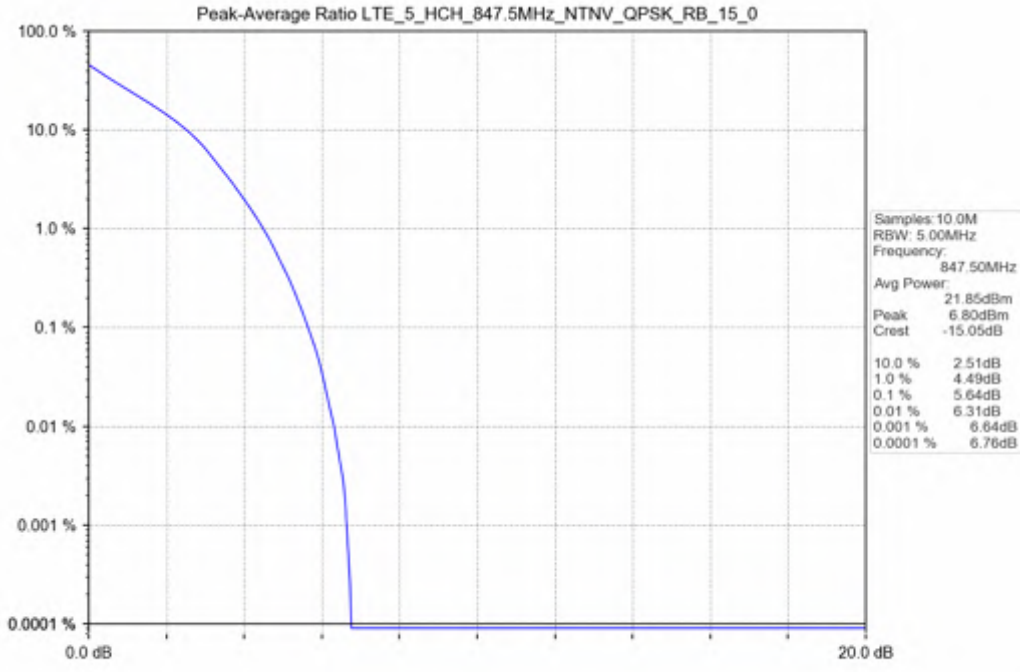

Test Band: 5 _ 5MHz Bandwidth

Test Mode	RB Allocation		Test result (dB)			Limit (dB)	Verdict
	Size	Offset	LCH	MCH	HCH		
QPSK	25	0	5.34	5.72	5.74	13	PASS
16QAM	25	0	6.08	6.43	6.42	13	PASS

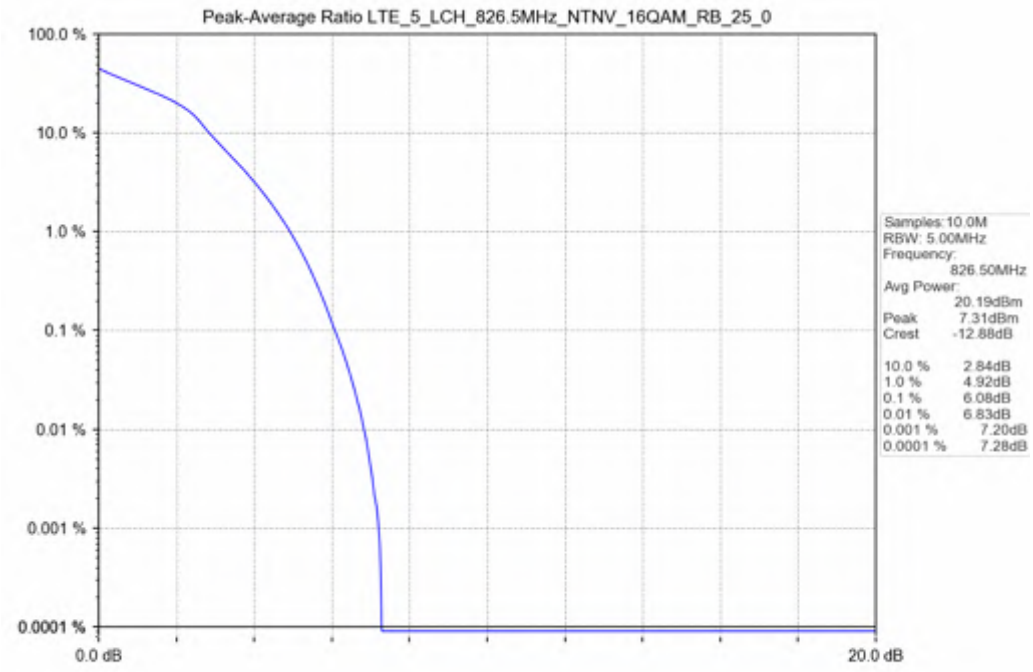

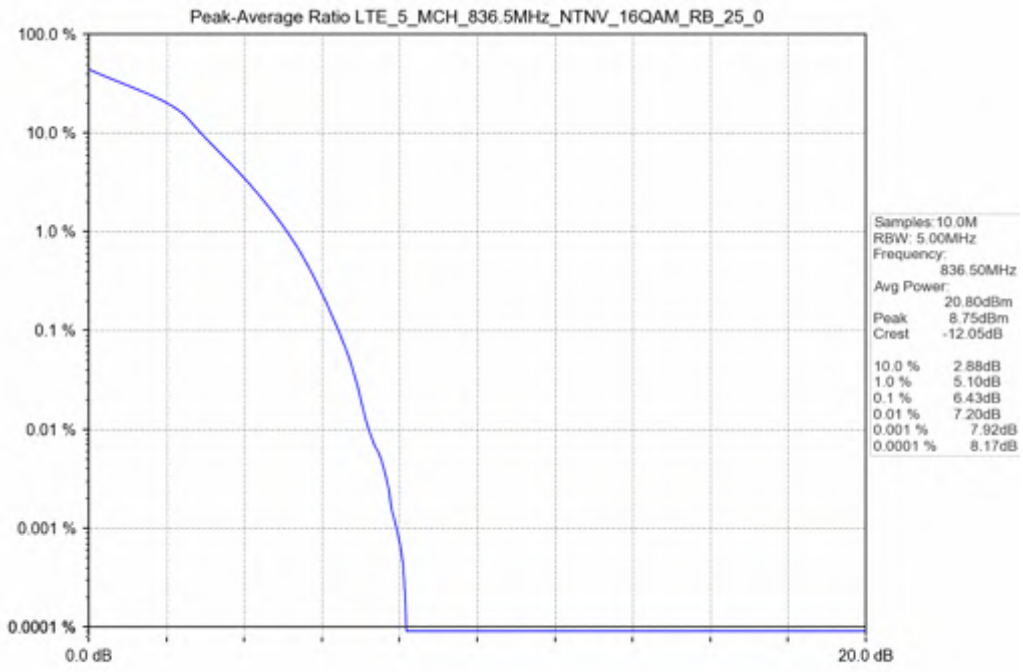
Peak-Average Ratio LTE_5_MCH_836.5MHz_NTNV_16QAM_RB_25_0
100.0 %
10.0 %
1.0 %
0.1 %
0.01 %
0.001 %
0.0001 %
0.0 dB
20.0 dB
Samples: 10.0M
RBW: 5.00MHz
Frequency:
836.50MHz
Avg Power:
20.80dBm
Peak 8.75dBm
Crest -12.05dB
10.0 % 2.88dB
1.0 % 5.10dB
0.1 % 6.43dB
0.01 % 7.20dB
0.001 % 7.92dB
0.0001 % 8.17dB

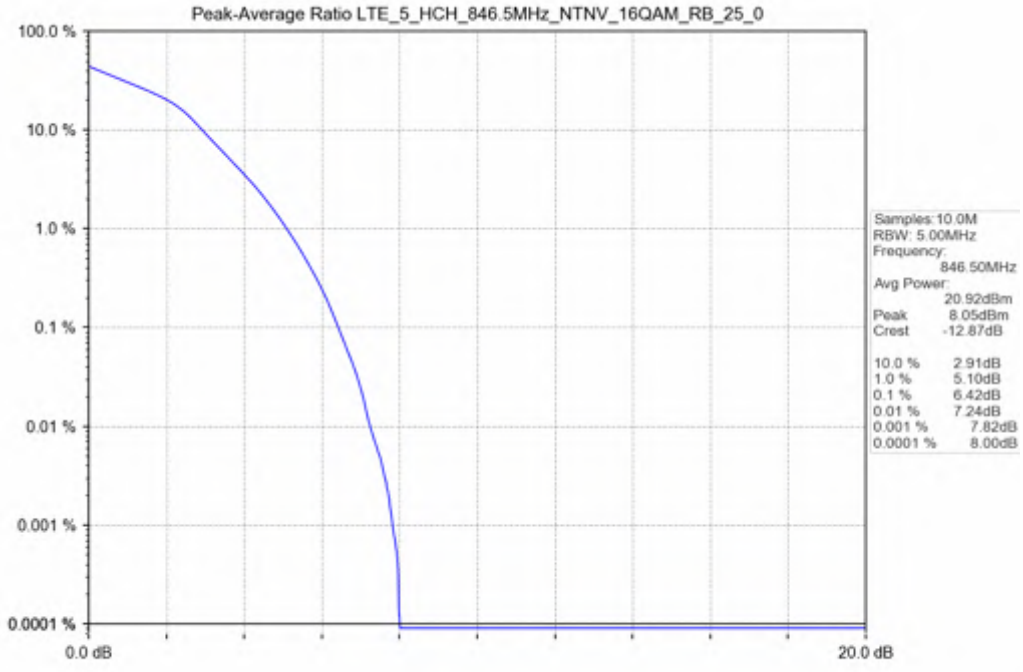
Peak-Average Ratio LTE_5_HCH_846.5MHz_NTNV_16QAM_RB_25_0
100.0 %
10.0 %
1.0 %
0.1 %
0.01 %
0.001 %
0.0001 %
0.0 dB
20.0 dB
Samples: 10.0M
RBW: 5.00MHz
Frequency:
846.50MHz
Avg Power:
20.92dBm
Peak 8.05dBm
Crest -12.87dB
10.0 % 2.91dB
1.0 % 5.10dB
0.1 % 6.42dB
0.01 % 7.24dB
0.001 % 7.82dB
0.0001 % 8.00dB

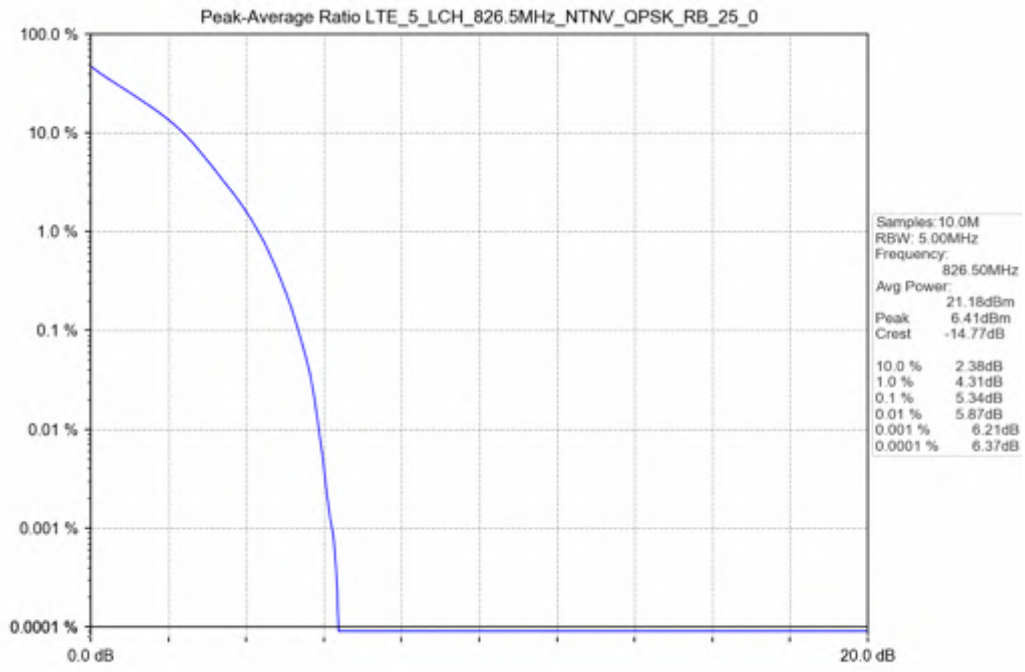
Peak-Average Ratio LTE_5_LCH_826.5MHz_NTNV_QPSK_RB_25_0
100.0 %
10.0 %
1.0 %
0.1 %
0.01 %
0.001 %
0.0001 %
0.0 dB
20.0 dB
Samples: 10.0M
RBW: 5.00MHz
Frequency:
826.50MHz
Avg Power:
21.18dBm
Peak 6.41dBm
Crest -14.77dB
10.0 % 2.38dB
1.0 % 4.31dB
0.1 % 5.34dB
0.01 % 5.87dB
0.001 % 6.21dB
0.0001 % 6.37dB

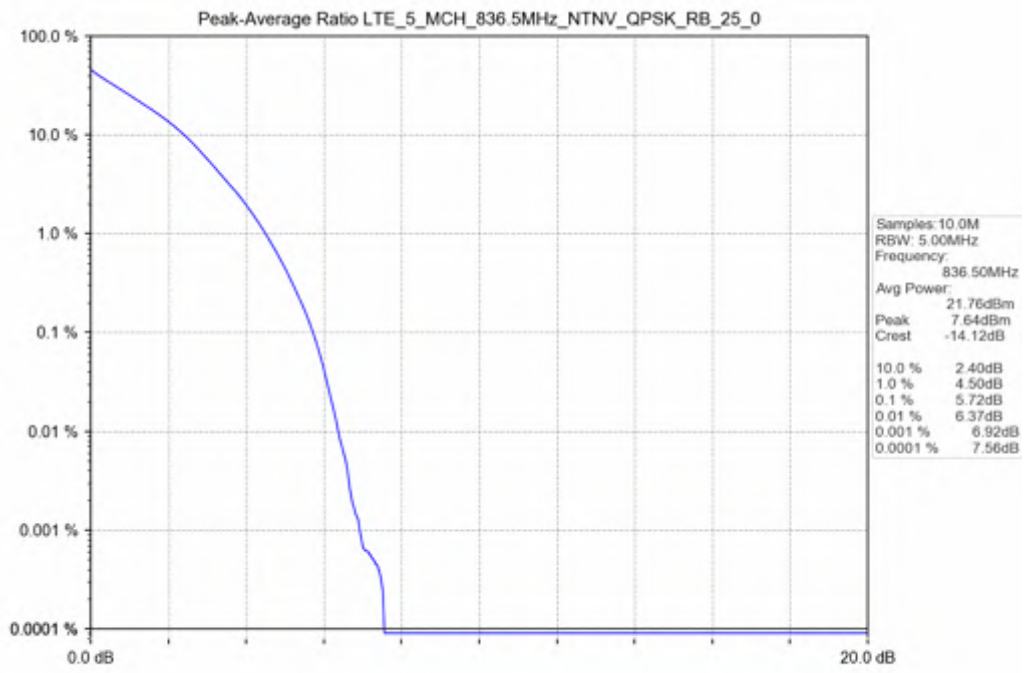
Peak-Average Ratio LTE_5_MCH_836.5MHz_NTNV_QPSK_RB_25_0
100.0 %
10.0 %
1.0 %
0.1 %
0.01 %
0.001 %
0.0001 %
0.0 dB
20.0 dB
Samples: 10.0M
RBW: 5.00MHz
Frequency:
836.50MHz
Avg Power:
21.76dBm
Peak 7.64dBm
Crest -14.12dB
10.0 % 2.40dB
1.0 % 4.50dB
0.1 % 5.72dB
0.01 % 6.37dB
0.001 % 6.92dB
0.0001 % 7.56dB

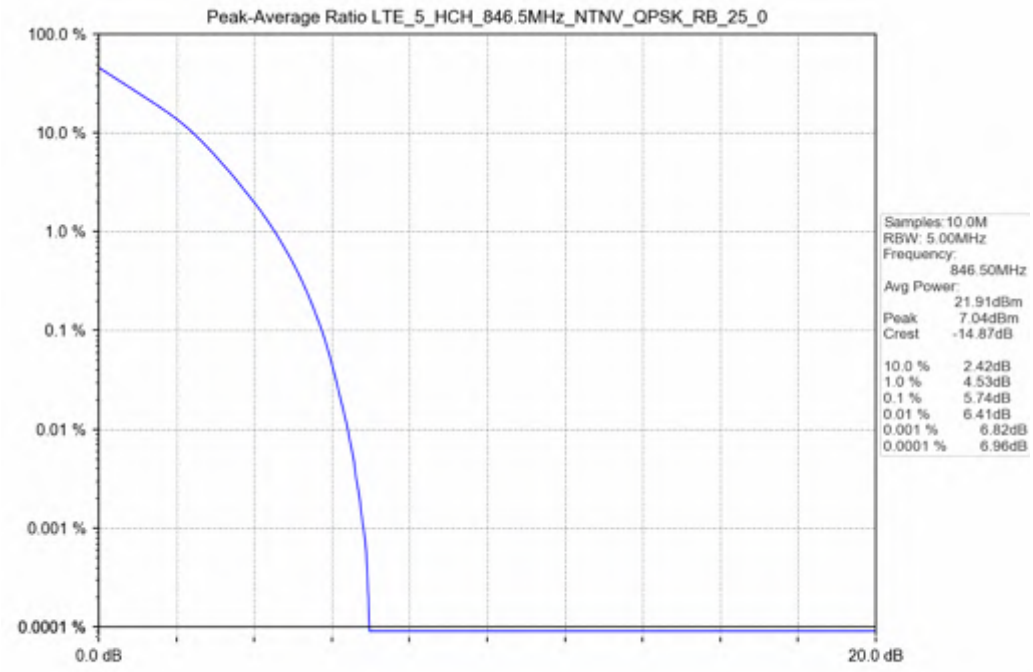

Test Band: 5 _ 10MHz Bandwidth							
Test Mode	RB Allocation		Test result (dB)			Limit (dB)	Verdict
	Size	Offset	LCH	MCH	HCH		
QPSK	50	0	4.59	4.65	4.65	13	PASS
16QAM	50	0	6.08	6.12	6.17	13	PASS

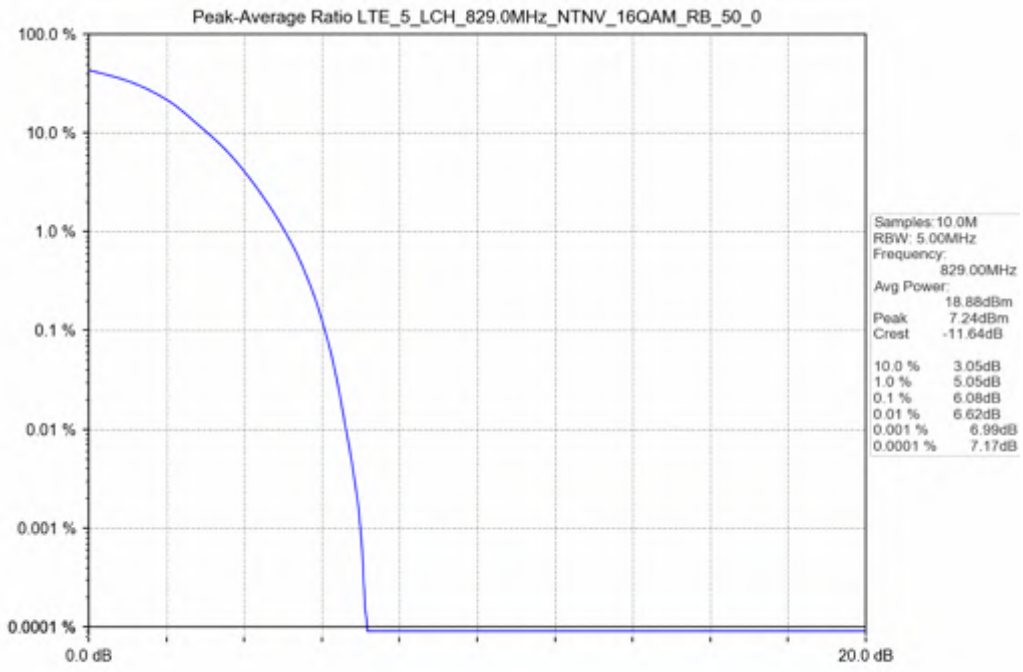
Peak-Average Ratio LTE_5_LCH_829.0MHz_NTNV_16QAM_RB_50_0
100.0 %
10.0 %
1.0 %
0.1 %
0.01 %
0.001 %
0.0001 %
0.0 dB
20.0 dB
Samples: 10.0M
RBW: 5.00MHz
Frequency:
829.00MHz
Avg Power:
18.88dBm
Peak 7.24dBm
Crest -11.64dB
10.0 % 3.05dB
1.0 % 5.05dB
0.1 % 6.08dB
0.01 % 6.62dB
0.001 % 6.99dB
0.0001 % 7.17dB

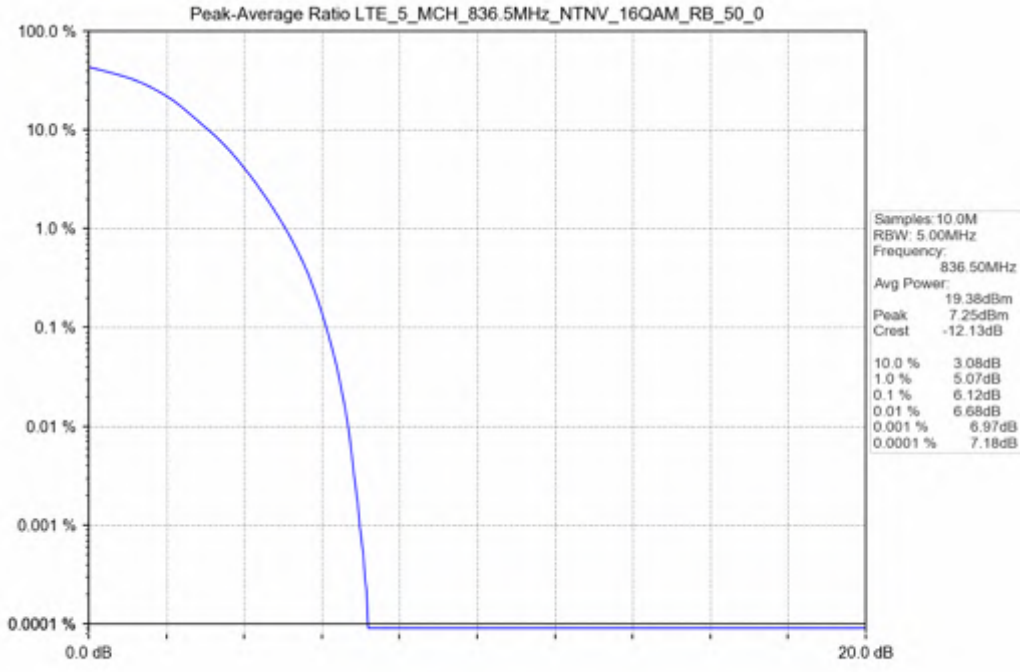
Peak-Average Ratio LTE_5_MCH_836.5MHz_NTNV_16QAM_RB_50_0
100.0 %
10.0 %
1.0 %
0.1 %
0.01 %
0.001 %
0.0001 %
0.0 dB
20.0 dB
Samples: 10.0M
RBW: 5.00MHz
Frequency:
836.50MHz
Avg Power:
19.38dBm
Peak 7.25dBm
Crest -12.13dB
10.0 % 3.08dB
1.0 % 5.07dB
0.1 % 6.12dB
0.01 % 6.68dB
0.001 % 6.97dB
0.0001 % 7.18dB

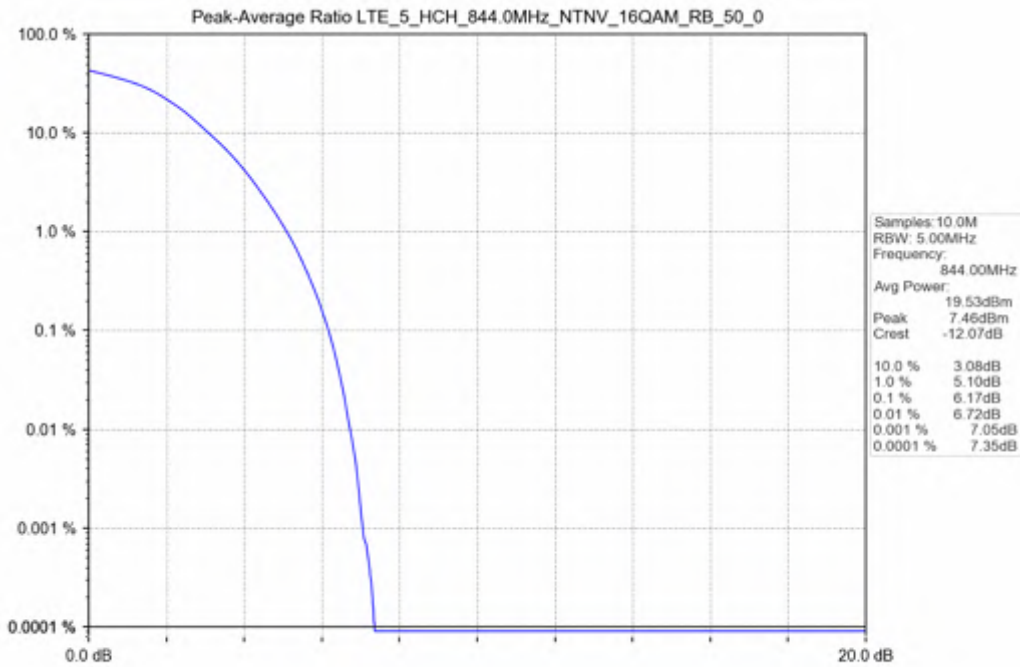
Peak-Average Ratio LTE_5_HCH_844.0MHz_NTNV_16QAM_RB_50_0
100.0 %
10.0 %
1.0 %
0.1 %
0.01 %
0.001 %
0.0001 %
0.0 dB
20.0 dB
Samples: 10.0M
RBW: 5.00MHz
Frequency:
844.00MHz
Avg Power:
19.53dBm
Peak 7.46dBm
Crest -12.07dB
10.0 % 3.08dB
1.0 % 5.10dB
0.1 % 6.17dB
0.01 % 6.72dB
0.001 % 7.05dB
0.0001 % 7.35dB

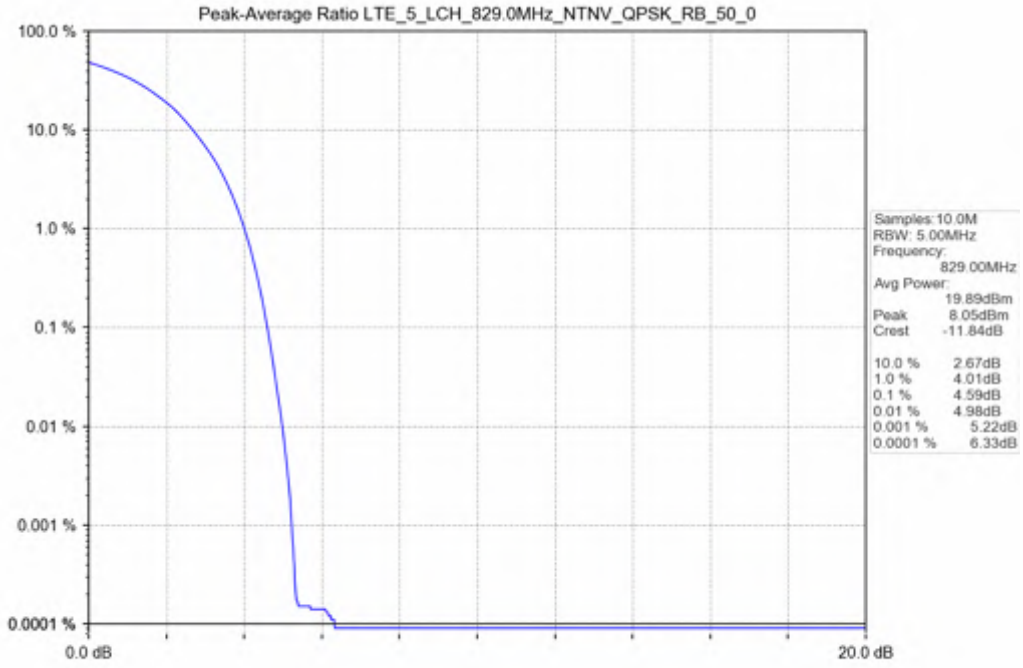
Peak-Average Ratio LTE_5_LCH_829.0MHz_NTNV_QPSK_RB_50_0
100.0 %
10.0 %
1.0 %
0.1 %
0.01 %
0.001 %
0.0001 %
0.0 dB
20.0 dB
Samples: 10.0M
RBW: 5.00MHz
Frequency:
829.00MHz
Avg Power:
19.89dBm
Peak 8.05dBm
Crest -11.84dB
10.0 % 2.67dB
1.0 % 4.01dB
0.1 % 4.59dB
0.01 % 4.98dB
0.001 % 5.22dB
0.0001 % 6.33dB

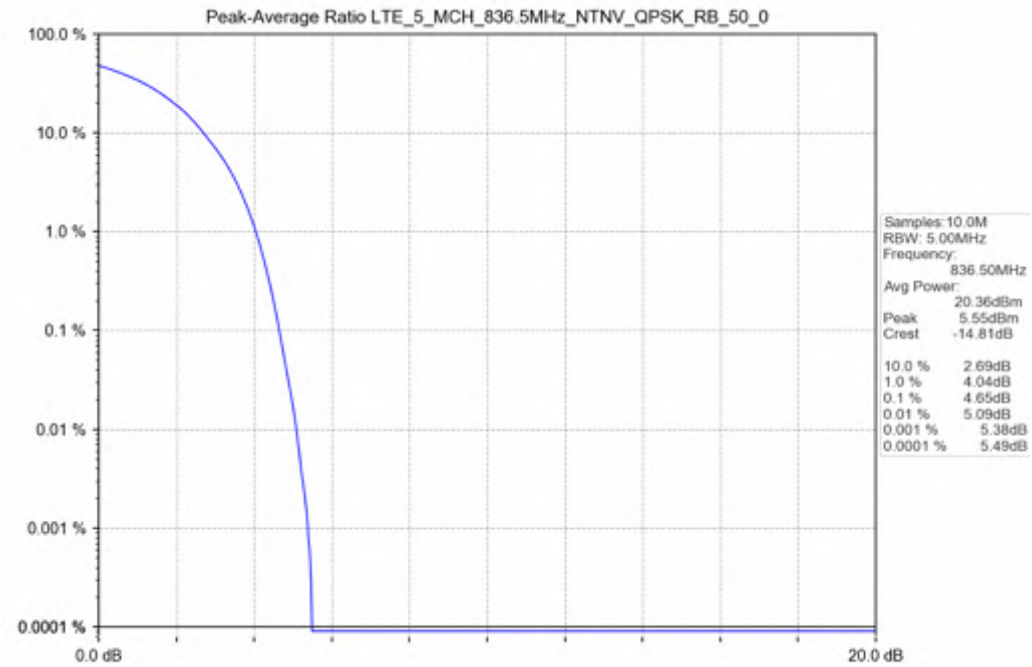
Peak-Average Ratio LTE_5_MCH_836.5MHz_NTNV_QPSK_RB_50_0
100.0 %
10.0 %
1.0 %
0.1 %
0.01 %
0.001 %
0.0001 %
0.0 dB
20.0 dB
Samples: 10.0M
RBW: 5.00MHz
Frequency:
836.50MHz
Avg Power:
20.36dBm
Peak 5.55dBm
Crest -14.81dB
10.0 % 2.69dB
1.0 % 4.04dB
0.1 % 4.65dB
0.01 % 5.09dB
0.001 % 5.38dB
0.0001 % 5.49dB

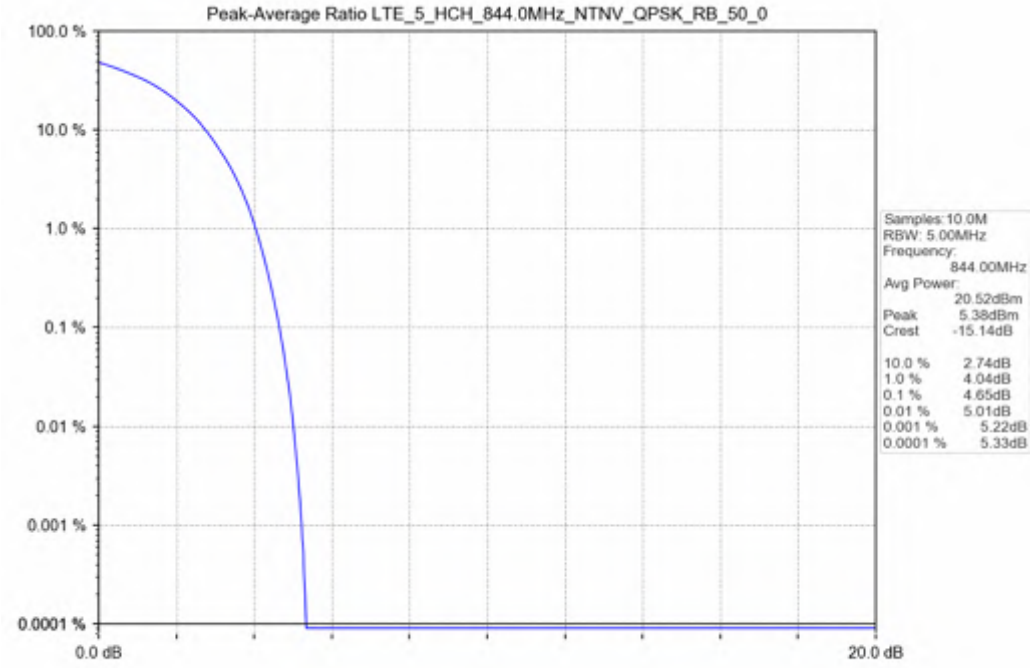
Peak-Average Ratio LTE_5_HCH_844.0MHz_NTNV_QPSK_RB_50_0
100.0 %
10.0 %
1.0 %
0.1 %
0.01 %
0.001 %
0.0001 %
0.0 dB
20.0 dB
Samples: 10.0M
RBW: 5.00MHz
Frequency:
844.00MHz
Avg Power:
20.52dBm
Peak 5.38dBm
Crest -15.14dB
10.0 % 2.74dB
1.0 % 4.04dB
0.1 % 4.65dB
0.01 % 5.01dB
0.001 % 5.22dB
0.0001 % 5.33dB

Band 7

Test Band: 7 _ 5MHz Bandwidth							
Test Mode	RB Allocation		Test result (dB)			Limit (dB)	Verdict
	Size	Offset	LCH	MCH	HCH		
QPSK	25	0	5.70	5.72	5.67	13	PASS
16QAM	25	0	6.47	6.45	6.36	13	PASS

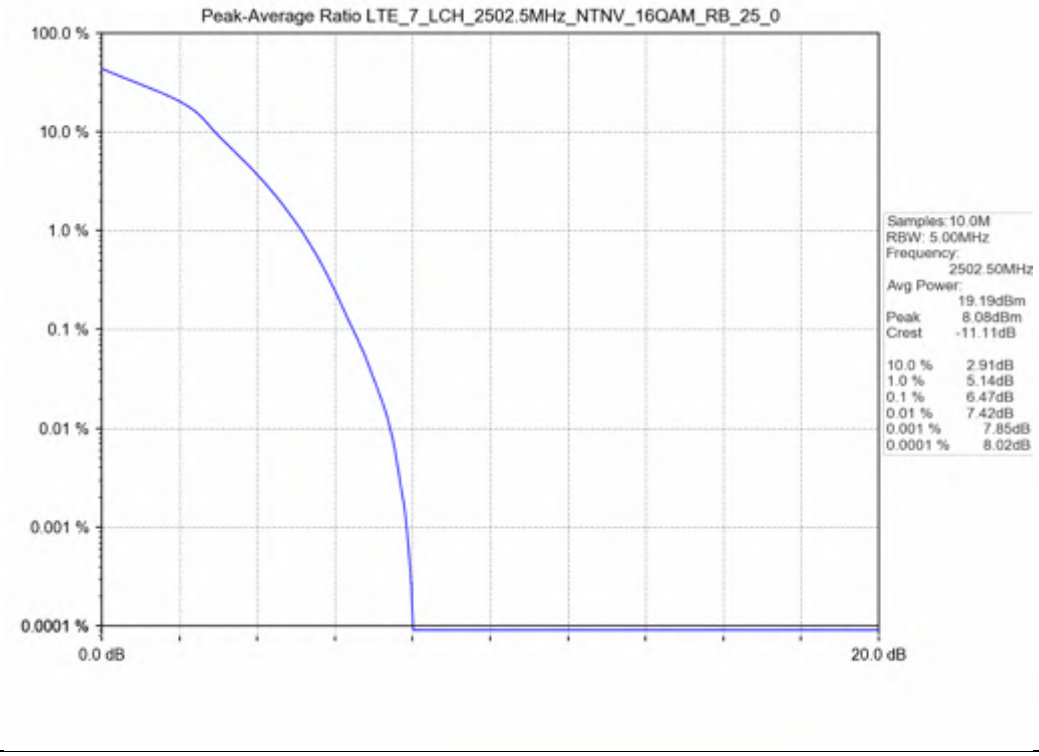

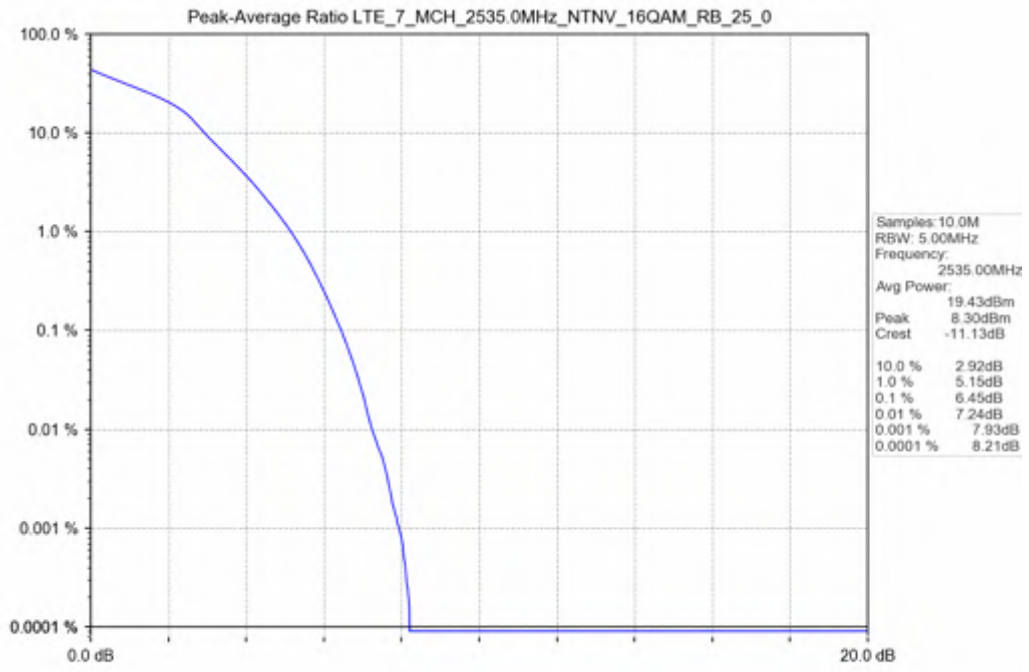
Peak-Average Ratio LTE_7_MCH_2535.0MHz_NTNV_16QAM_RB_25_0
100.0 %
10.0 %
1.0 %
0.1 %
0.01 %
0.001 %
0.0001 %
0.0 dB
20.0 dB
Samples: 10.0M
RBW: 5.00MHz
Frequency:
2535.00MHz
Avg Power:
19.43dBm
Peak 8.30dBm
Crest -11.13dB
10.0 % 2.92dB
1.0 % 5.15dB
0.1 % 6.45dB
0.01 % 7.24dB
0.001 % 7.93dB
0.0001 % 8.21dB

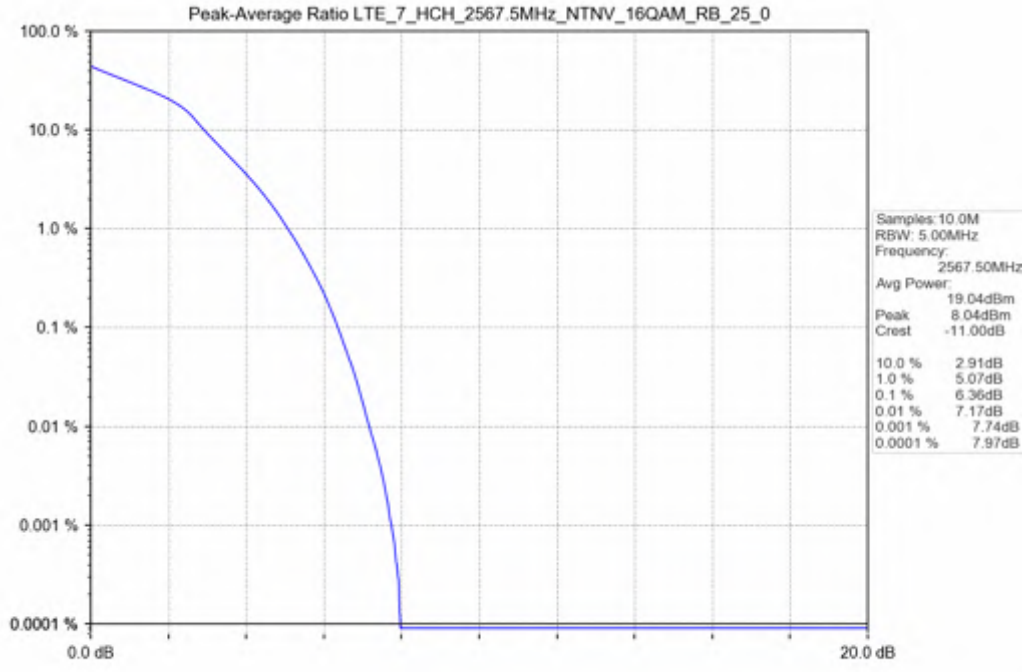
Peak-Average Ratio LTE_7_HCH_2567.5MHz_NTNV_16QAM_RB_25_0
100.0 %
10.0 %
1.0 %
0.1 %
0.01 %
0.001 %
0.0001 %
0.0 dB
20.0 dB
Samples: 10.0M
RBW: 5.00MHz
Frequency:
2567.50MHz
Avg Power:
19.04dBm
Peak 8.04dBm
Crest -11.00dB
10.0 % 2.91dB
1.0 % 5.07dB
0.1 % 6.36dB
0.01 % 7.17dB
0.001 % 7.74dB
0.0001 % 7.97dB

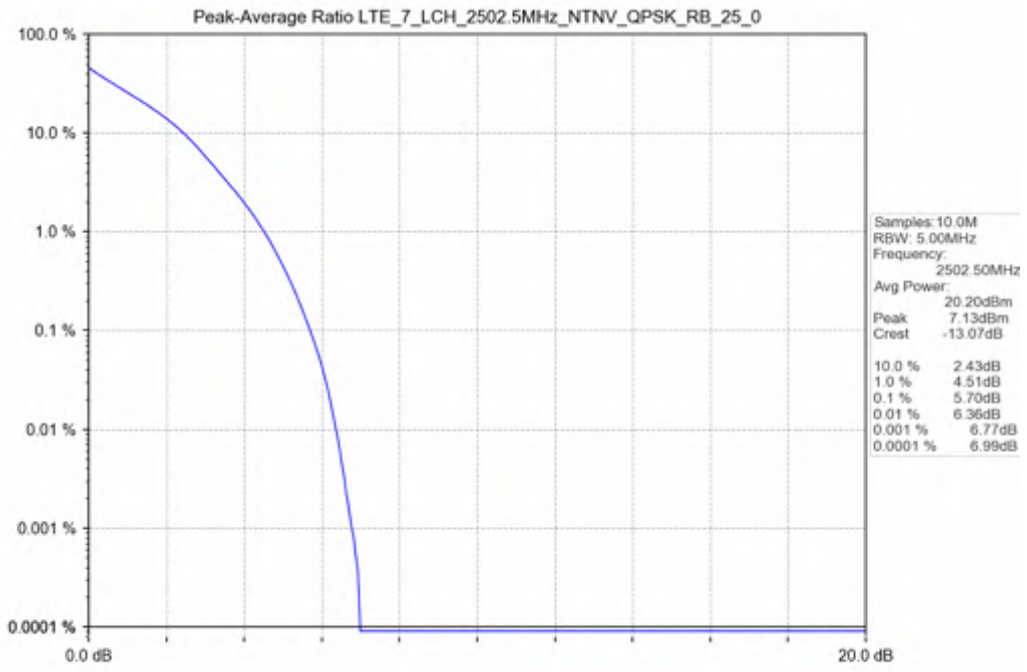
Peak-Average Ratio LTE_7_LCH_2502.5MHz_NTNV_QPSK_RB_25_0
100.0 %
10.0 %
1.0 %
0.1 %
0.01 %
0.001 %
0.0001 %
0.0 dB
20.0 dB
Samples: 10.0M
RBW: 5.00MHz
Frequency:
2502.50MHz
Avg Power:
20.20dBm
Peak 7.13dBm
Crest -13.07dB
10.0 % 2.43dB
1.0 % 4.51dB
0.1 % 5.70dB
0.01 % 6.36dB
0.001 % 6.77dB
0.0001 % 6.99dB

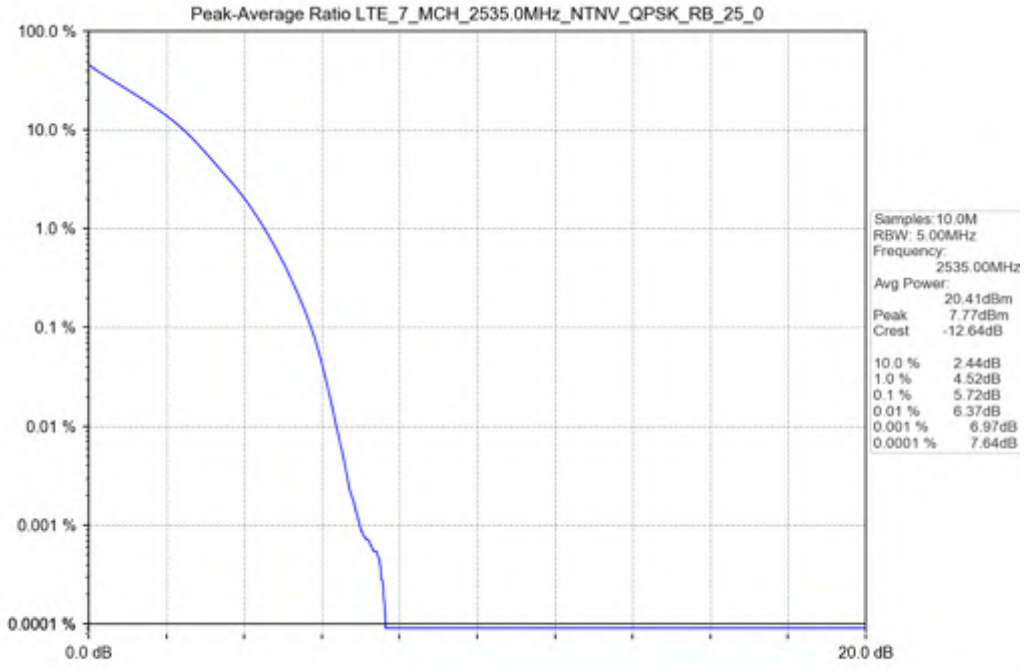
Peak-Average Ratio LTE_7_MCH_2535.0MHz_NTNV_QPSK_RB_25_0
100.0 %
10.0 %
1.0 %
0.1 %
0.01 %
0.001 %
0.0001 %
0.0 dB
20.0 dB
Samples: 10.0M
RBW: 5.00MHz
Frequency:
2535.00MHz
Avg Power:
20.41dBm
Peak 7.77dBm
Crest -12.64dB
10.0 % 2.44dB
1.0 % 4.52dB
0.1 % 5.72dB
0.01 % 6.37dB
0.001 % 6.97dB
0.0001 % 7.64dB

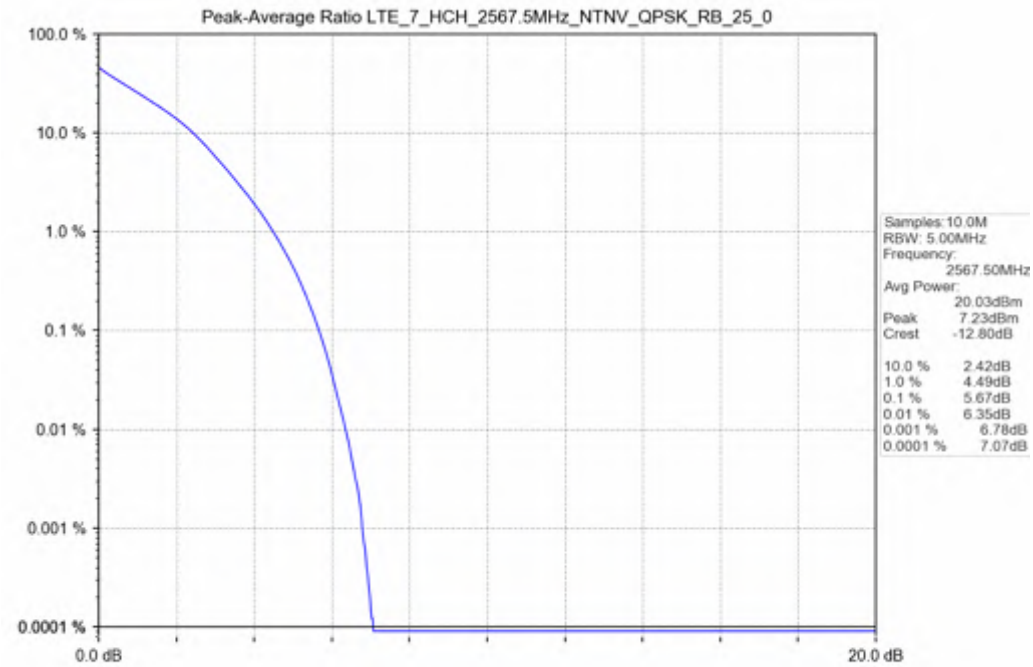

Test Band: 7 _ 10MHz Bandwidth							
Test Mode	RB Allocation		Test result (dB)			Limit (dB)	Verdict
	Size	Offset	LCH	MCH	HCH		
QPSK	50	0	4.63	4.67	4.66	13	PASS
16QAM	50	0	6.21	6.14	6.19	13	PASS

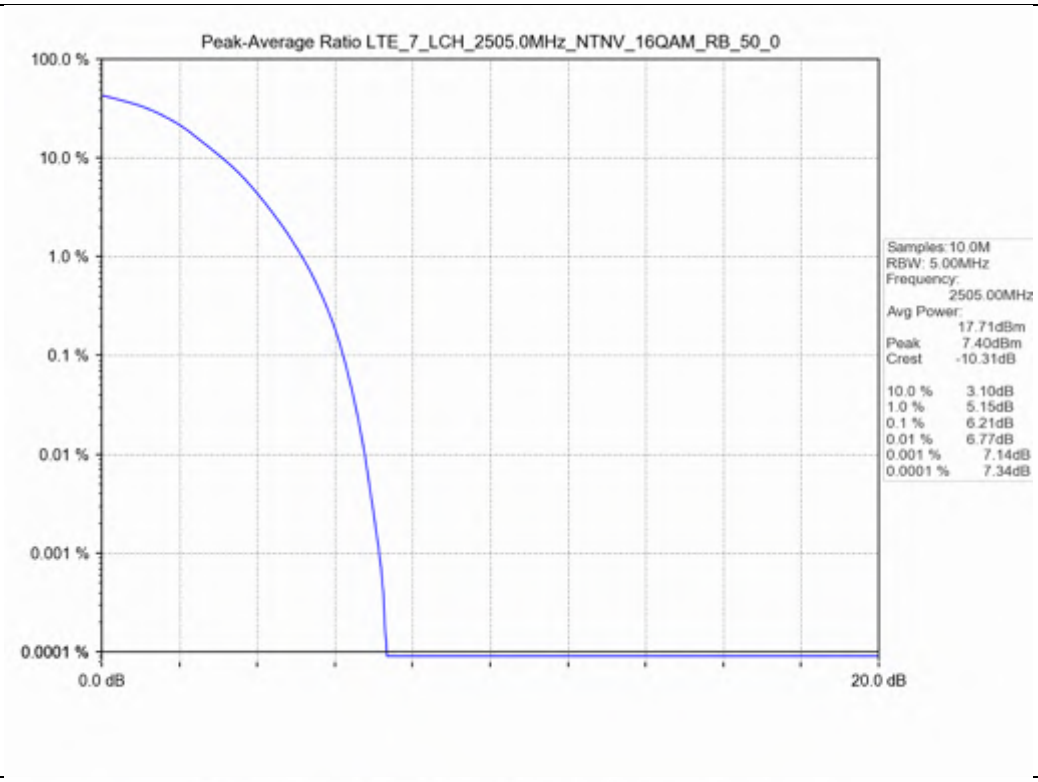
Peak-Average Ratio LTE_7_LCH_2505.0MHz_NTNV_16QAM_RB_50_0
100.0 %
10.0 %
1.0 %
0.1 %
0.01 %
0.001 %
0.0001 %
0.0 dB
20.0 dB
Samples: 10.0M
RBW: 5.00MHz
Frequency:
2505.00MHz
Avg Power:
17.71dBm
Peak 7.40dBm
Crest -10.31dB
10.0 % 3.10dB
1.0 % 5.15dB
0.1 % 6.21dB
0.01 % 6.77dB
0.001 % 7.14dB
0.0001 % 7.34dB

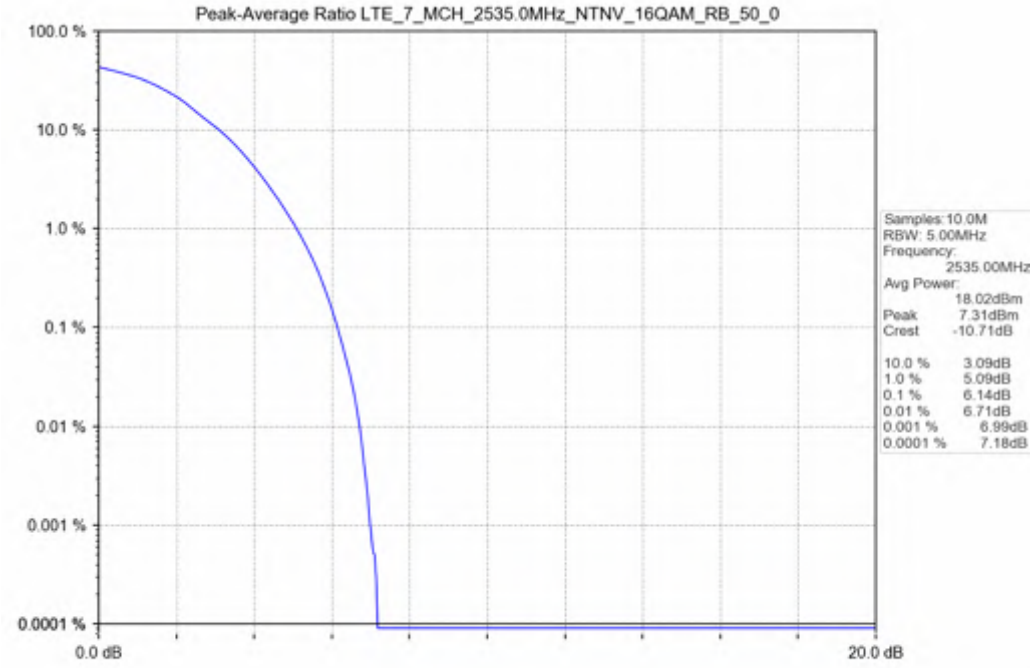
Peak-Average Ratio LTE_7_MCH_2535.0MHz_NTNV_16QAM_RB_50_0
100.0 %
10.0 %
1.0 %
0.1 %
0.01 %
0.001 %
0.0001 %
0.0 dB
20.0 dB
Samples: 10.0M
RBW: 5.00MHz
Frequency:
2535.00MHz
Avg Power:
18.02dBm
Peak 7.31dBm
Crest -10.71dB
10.0 % 3.09dB
1.0 % 5.09dB
0.1 % 6.14dB
0.01 % 6.71dB
0.001 % 6.99dB
0.0001 % 7.18dB

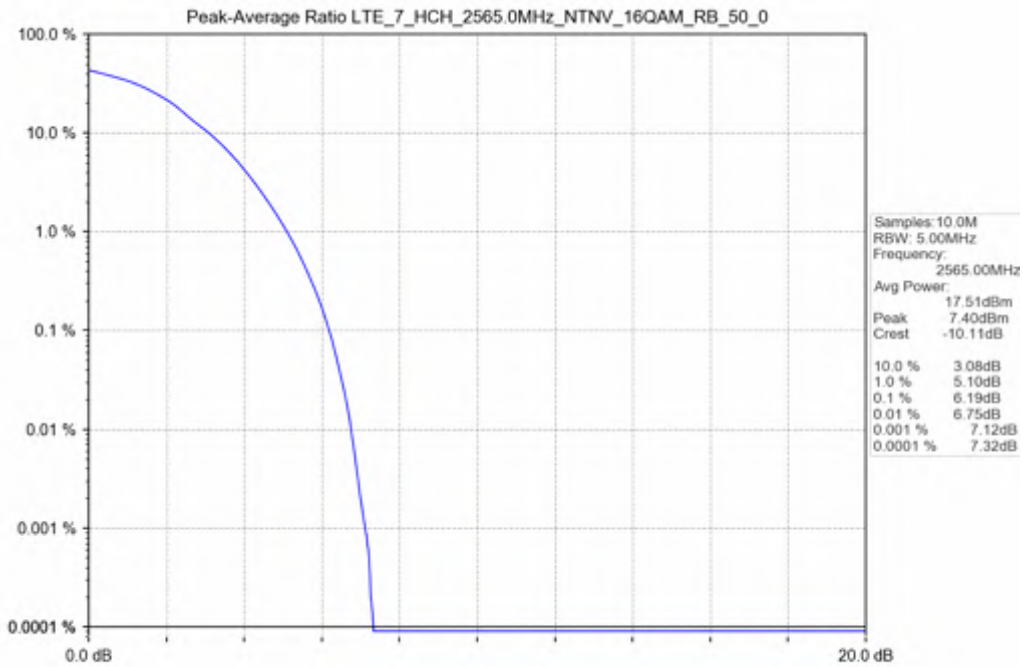
Peak-Average Ratio LTE_7_HCH_2565.0MHz_NTNV_16QAM_RB_50_0
100.0 %
10.0 %
1.0 %
0.1 %
0.01 %
0.001 %
0.0001 %
0.0 dB
20.0 dB
Samples: 10.0M
RBW: 5.00MHz
Frequency:
2565.00MHz
Avg Power:
17.51dBm
Peak 7.40dBm
Crest -10.11dB
10.0 % 3.08dB
1.0 % 5.10dB
0.1 % 6.19dB
0.01 % 6.75dB
0.001 % 7.12dB
0.0001 % 7.32dB

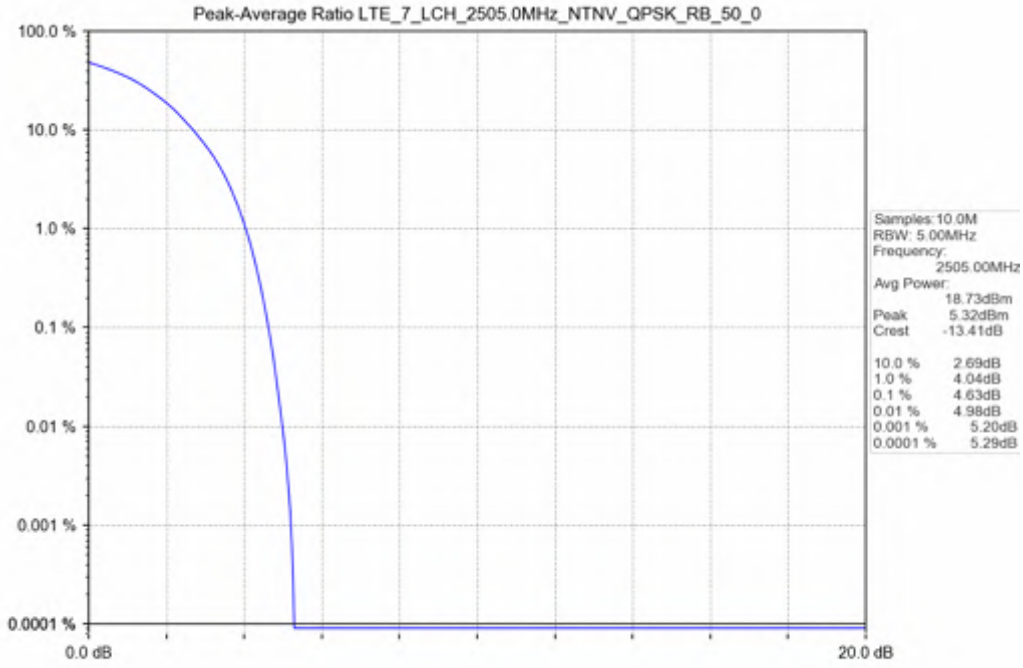
Peak-Average Ratio LTE_7_LCH_2505.0MHz_NTNV_QPSK_RB_50_0
100.0 %
10.0 %
1.0 %
0.1 %
0.01 %
0.001 %
0.0001 %
0.0 dB
20.0 dB
Samples: 10.0M
RBW: 5.00MHz
Frequency:
2505.00MHz
Avg Power:
18.73dBm
Peak 5.32dBm
Crest -13.41dB
10.0 % 2.69dB
1.0 % 4.04dB
0.1 % 4.63dB
0.01 % 4.98dB
0.001 % 5.20dB
0.0001 % 5.29dB

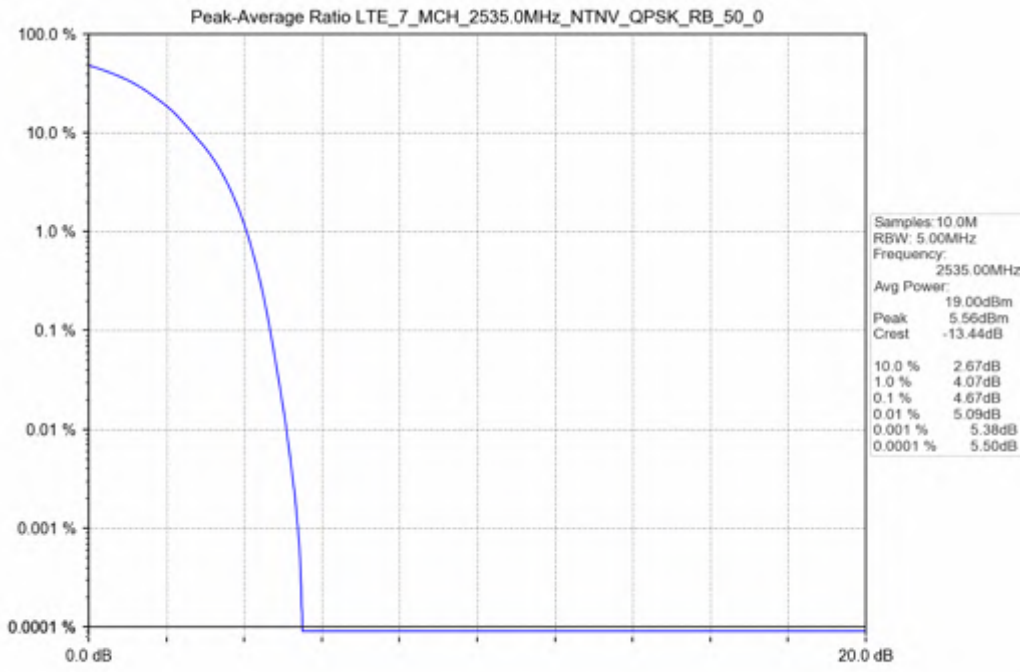

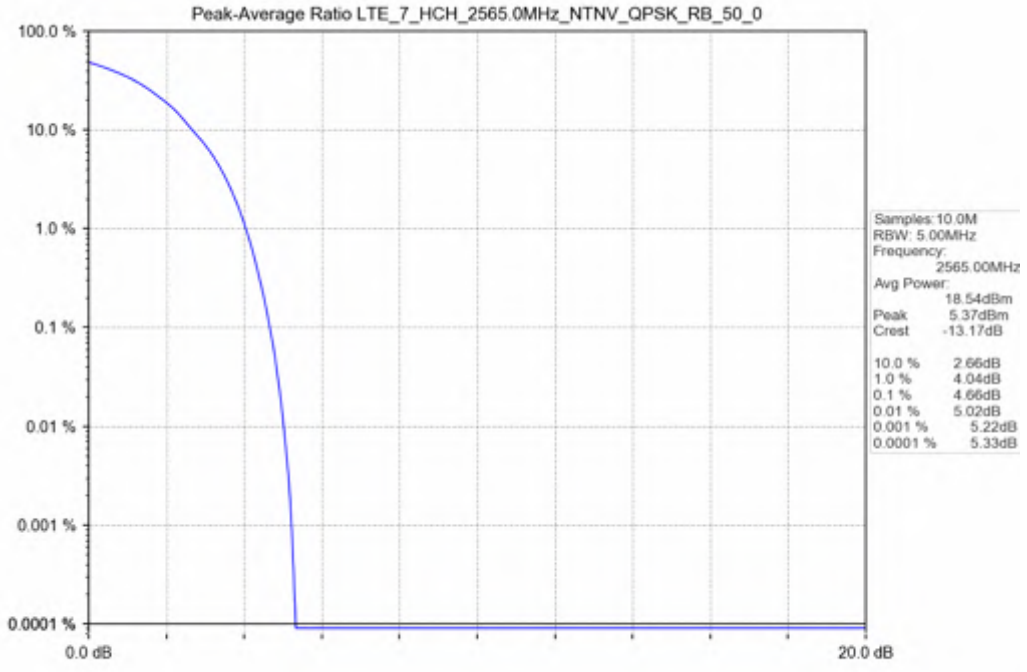

Test Band: 7 _ 15MHz Bandwidth

Test Mode	RB Allocation		Test result (dB)			Limit (dB)	Verdict
	Size	Offset	LCH	MCH	HCH		
QPSK	75	0	5.75	5.75	5.75	13	PASS
16QAM	75	0	6.91	6.89	6.78	13	PASS

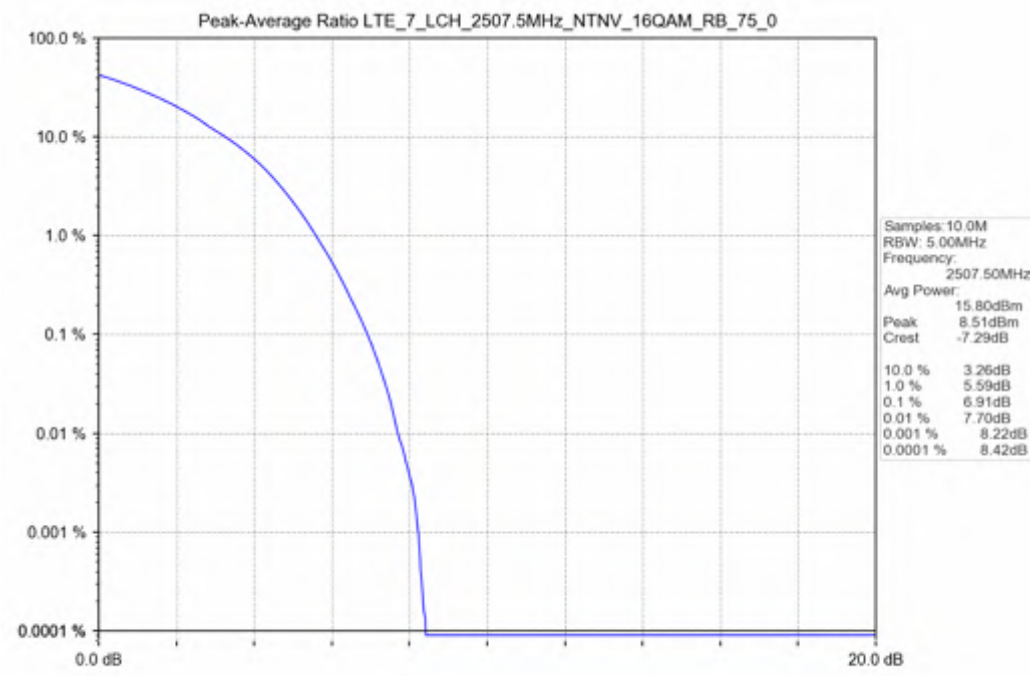

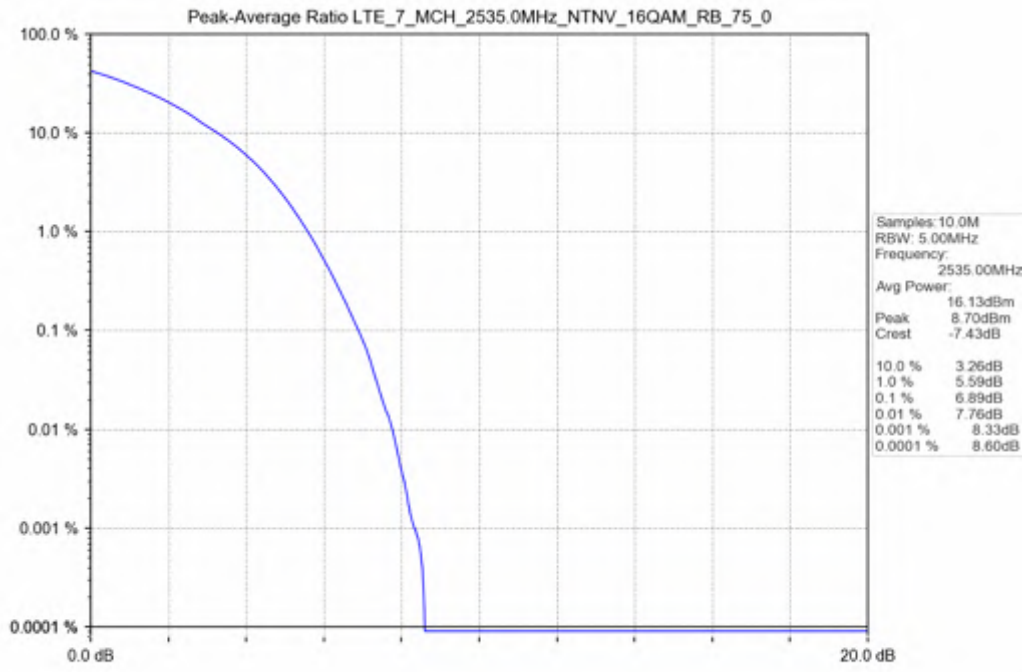
Peak-Average Ratio LTE_7_MCH_2535.0MHz_NTNV_16QAM_RB_75_0
100.0 %
10.0 %
1.0 %
0.1 %
0.01 %
0.001 %
0.0001 %
0.0 dB
20.0 dB
Samples: 10.0M
RBW: 5.00MHz
Frequency:
2535.00MHz
Avg Power:
16.13dBm
Peak 8.70dBm
Crest -7.43dB
10.0 % 3.26dB
1.0 % 5.59dB
0.1 % 6.89dB
0.01 % 7.76dB
0.001 % 8.33dB
0.0001 % 8.60dB

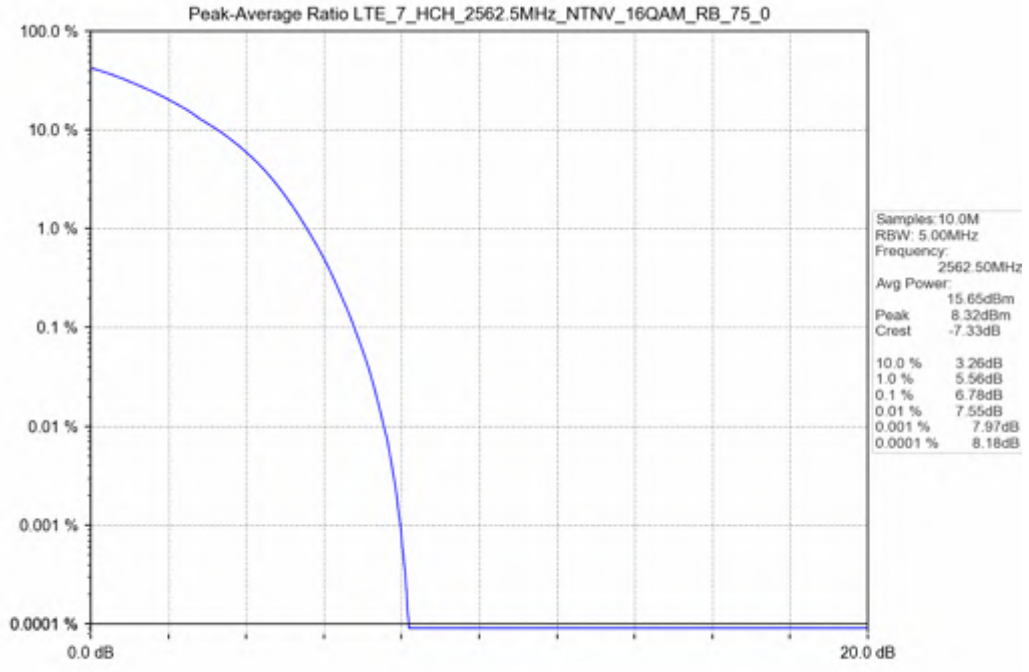
Peak-Average Ratio LTE_7_HCH_2562.5MHz_NTNV_16QAM_RB_75_0
100.0 %
10.0 %
1.0 %
0.1 %
0.01 %
0.001 %
0.0001 %
0.0 dB
20.0 dB
Samples: 10.0M
RBW: 5.00MHz
Frequency:
2562.50MHz
Avg Power:
15.65dBm
Peak 8.32dBm
Crest -7.33dB
10.0 % 3.26dB
1.0 % 5.56dB
0.1 % 6.78dB
0.01 % 7.55dB
0.001 % 7.97dB
0.0001 % 8.18dB

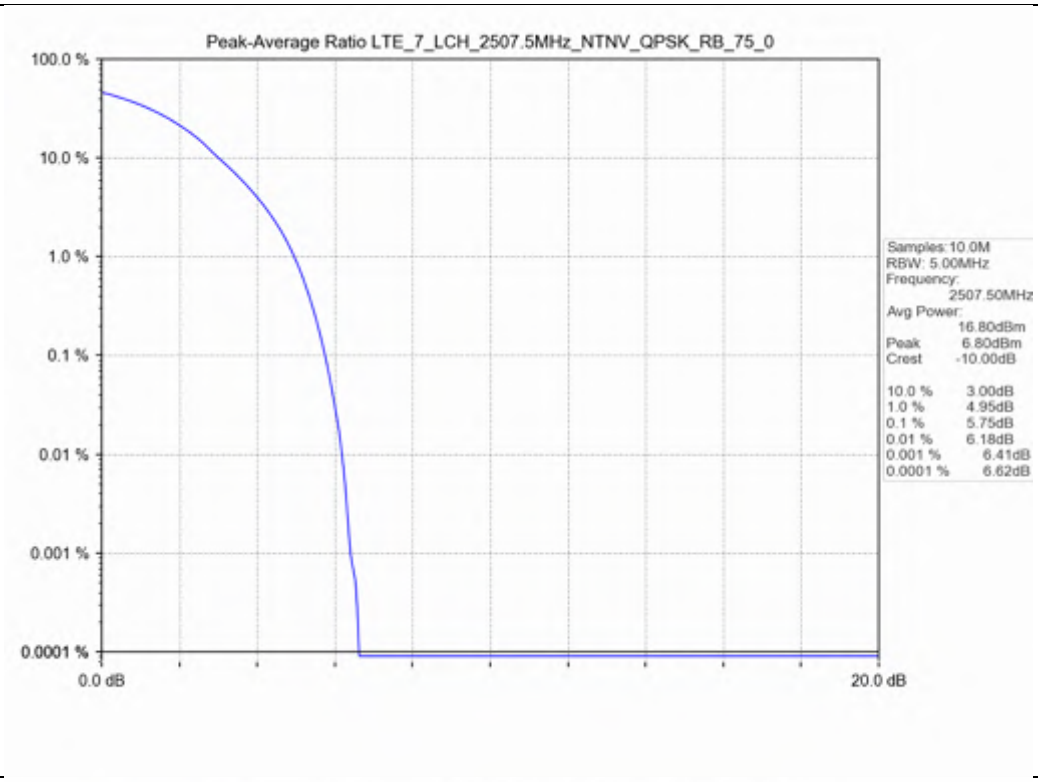
Peak-Average Ratio LTE_7_LCH_2507.5MHz_NTNV_QPSK_RB_75_0
100.0 %
10.0 %
1.0 %
0.1 %
0.01 %
0.001 %
0.0001 %
0.0 dB
20.0 dB
Samples: 10.0M
RBW: 5.00MHz
Frequency:
2507.50MHz
Avg Power:
16.80dBm
Peak 6.80dBm
Crest -10.00dB
10.0 % 3.00dB
1.0 % 4.95dB
0.1 % 5.75dB
0.01 % 6.18dB
0.001 % 6.41dB
0.0001 % 6.62dB

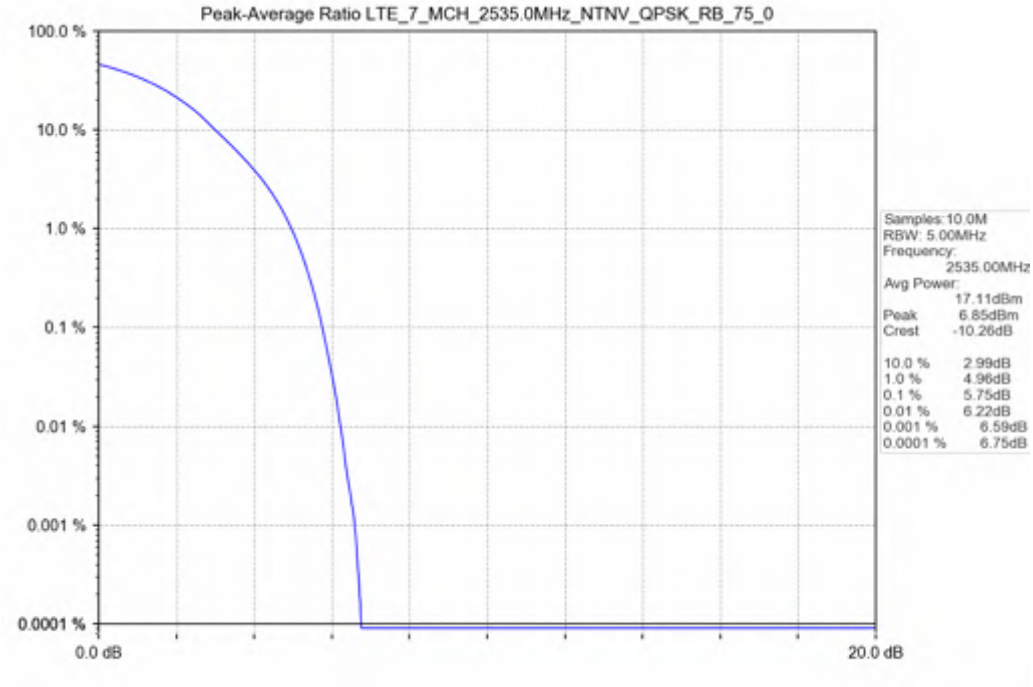
Peak-Average Ratio LTE_7_MCH_2535.0MHz_NTNV_QPSK_RB_75_0
100.0 %
10.0 %
1.0 %
0.1 %
0.01 %
0.001 %
0.0001 %
0.0 dB
20.0 dB
Samples: 10.0M
RBW: 5.00MHz
Frequency:
2535.00MHz
Avg Power:
17.11dBm
Peak 6.85dBm
Crest -10.26dB
10.0 % 2.99dB
1.0 % 4.96dB
0.1 % 5.75dB
0.01 % 6.22dB
0.001 % 6.59dB
0.0001 % 6.75dB

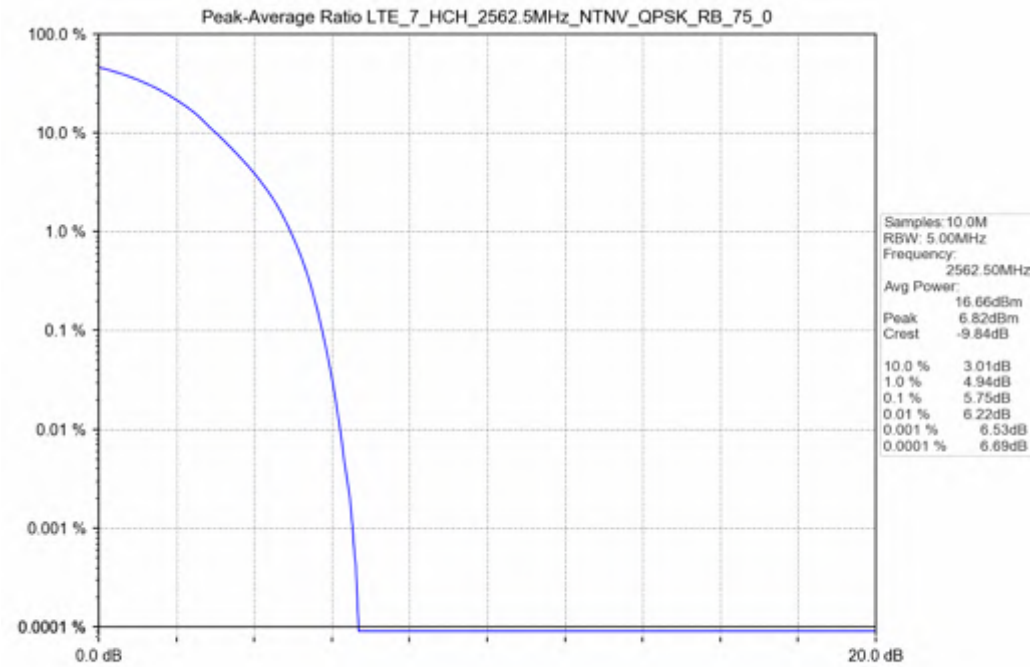

Test Band: 7 _ 20MHz Bandwidth							
Test Mode	RB Allocation		Test result (dB)			Limit (dB)	Verdict
	Size	Offset	LCH	MCH	HCH		
QPSK	100	0	6.45	6.46	6.46	13	PASS
16QAM	100	0	7.17	7.25	7.21	13	PASS

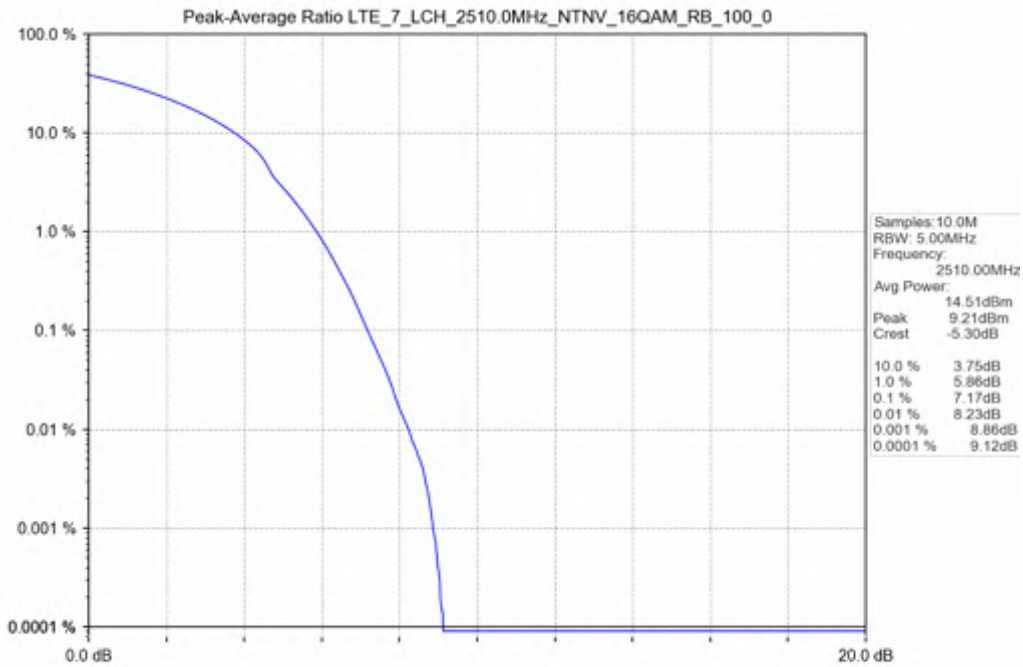
Peak-Average Ratio LTE_7_LCH_2510.0MHz_NTNV_16QAM_RB_100_0
100.0 %
10.0 %
1.0 %
0.1 %
0.01 %
0.001 %
0.0001 %
0.0 dB
20.0 dB
Samples: 10.0M
RBW: 5.00MHz
Frequency:
2510.00MHz
Avg Power:
14.51dBm
Peak 9.21dBm
Crest -5.30dB
10.0 % 3.75dB
1.0 % 5.86dB
0.1 % 7.17dB
0.01 % 8.23dB
0.001 % 8.86dB
0.0001 % 9.12dB

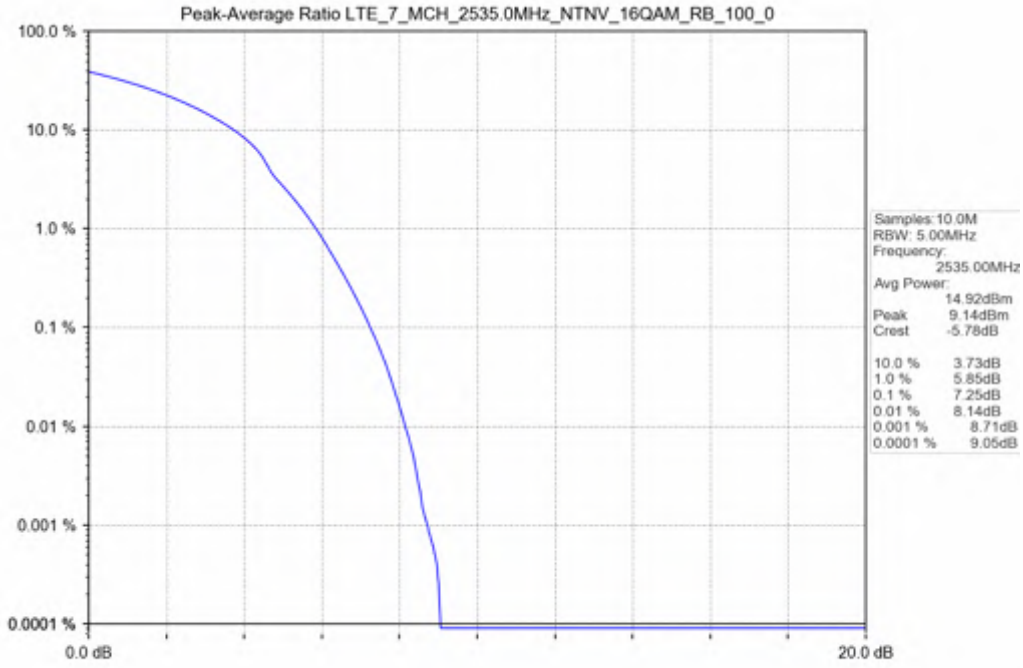
Peak-Average Ratio LTE_7_MCH_2535.0MHz_NTNV_16QAM_RB_100_0
100.0 %
10.0 %
1.0 %
0.1 %
0.01 %
0.001 %
0.0001 %
0.0 dB
20.0 dB
Samples: 10.0M
RBW: 5.00MHz
Frequency:
2535.00MHz
Avg Power:
14.92dBm
Peak 9.14dBm
Crest -5.78dB
10.0 % 3.73dB
1.0 % 5.85dB
0.1 % 7.25dB
0.01 % 8.14dB
0.001 % 8.71dB
0.0001 % 9.05dB

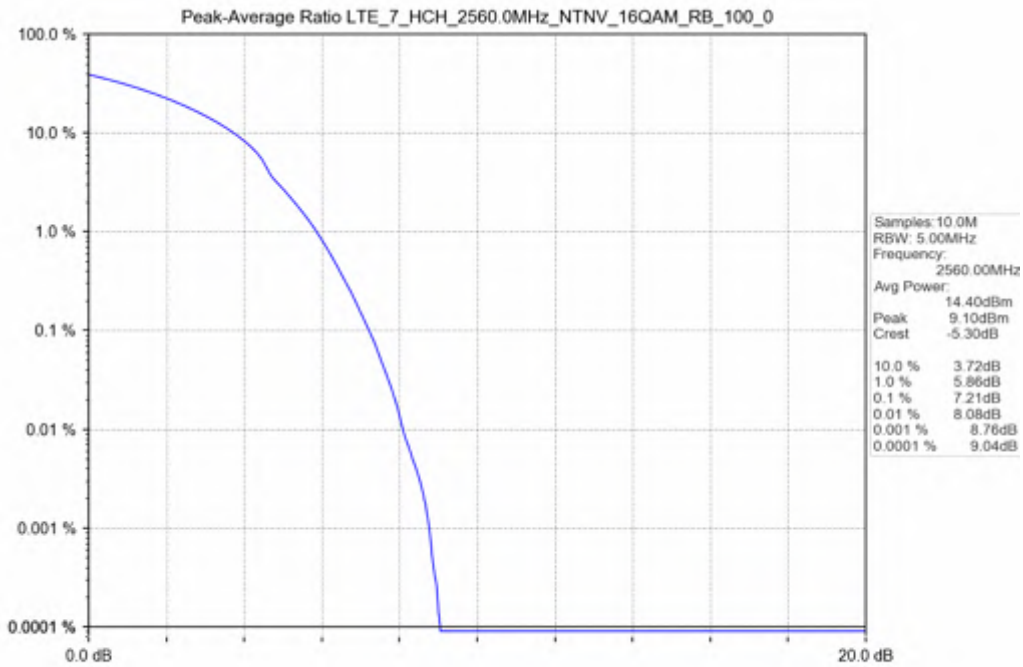
Peak-Average Ratio LTE_7_HCH_2560.0MHz_NTNV_16QAM_RB_100_0
100.0 %
10.0 %
1.0 %
0.1 %
0.01 %
0.001 %
0.0001 %
0.0 dB
20.0 dB
Samples: 10.0M
RBW: 5.00MHz
Frequency:
2560.00MHz
Avg Power:
14.40dBm
Peak 9.10dBm
Crest -5.30dB
10.0 % 3.72dB
1.0 % 5.86dB
0.1 % 7.21dB
0.01 % 8.08dB
0.001 % 8.76dB
0.0001 % 9.04dB

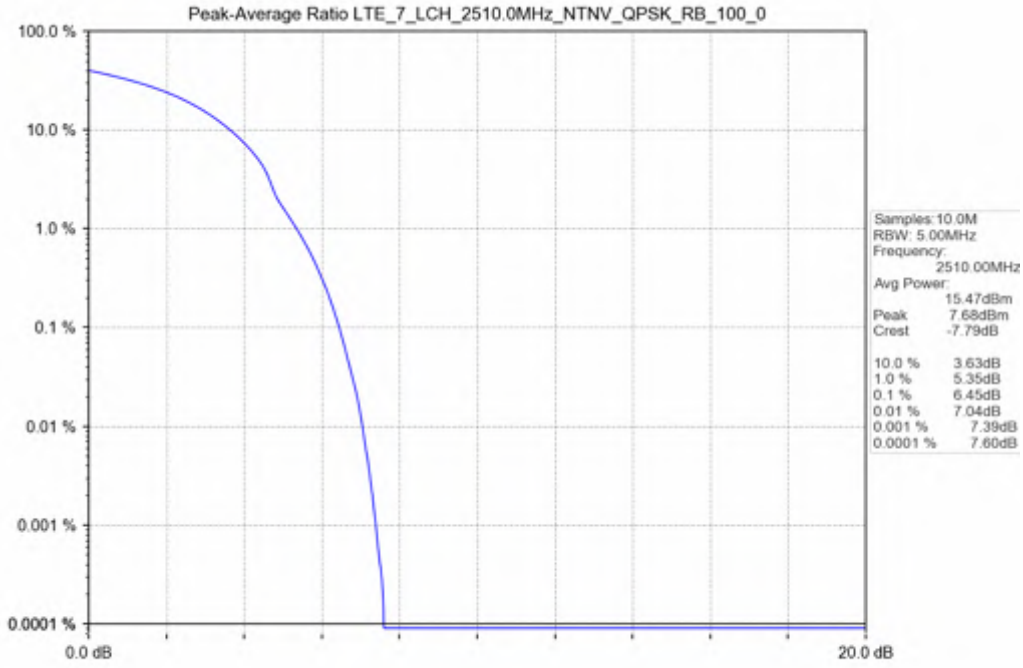
Peak-Average Ratio LTE_7_LCH_2510.0MHz_NTNV_QPSK_RB_100_0
100.0 %
10.0 %
1.0 %
0.1 %
0.01 %
0.001 %
0.0001 %
0.0 dB
20.0 dB
Samples: 10.0M
RBW: 5.00MHz
Frequency:
2510.00MHz
Avg Power:
15.47dBm
Peak 7.68dBm
Crest -7.79dB
10.0 % 3.63dB
1.0 % 5.35dB
0.1 % 6.45dB
0.01 % 7.04dB
0.001 % 7.39dB
0.0001 % 7.60dB

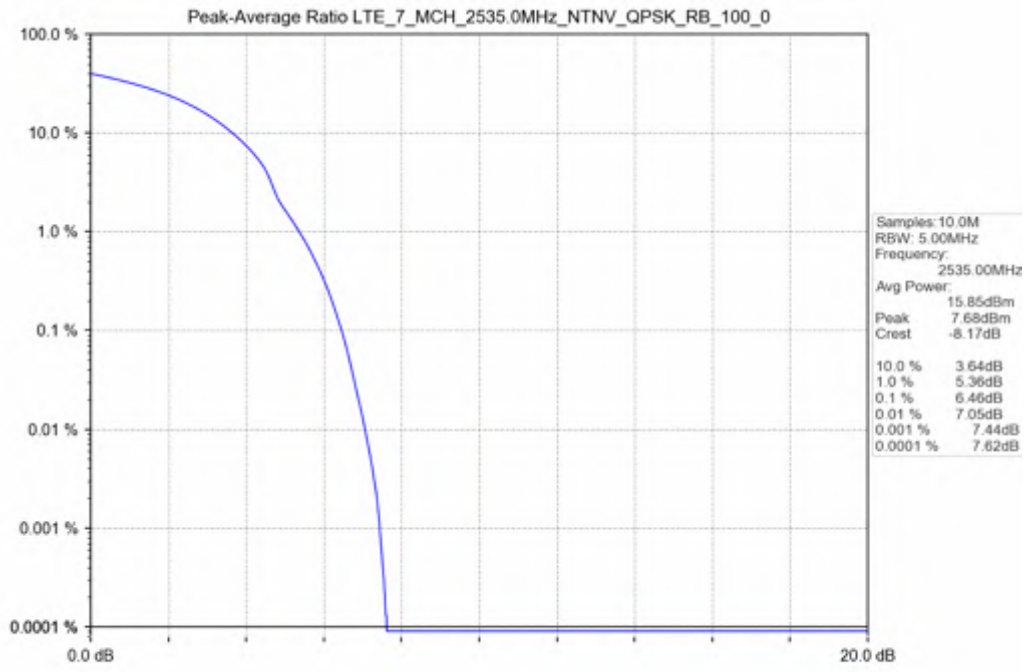
Peak-Average Ratio LTE_7_MCH_2535.0MHz_NTNV_QPSK_RB_100_0
100.0 %
10.0 %
1.0 %
0.1 %
0.01 %
0.001 %
0.0001 %
0.0 dB
20.0 dB
Samples: 10.0M
RBW: 5.00MHz
Frequency:
2535.00MHz
Avg Power:
15.85dBm
Peak 7.68dBm
Crest -8.17dB
10.0 % 3.64dB
1.0 % 5.36dB
0.1 % 6.46dB
0.01 % 7.05dB
0.001 % 7.44dB
0.0001 % 7.62dB

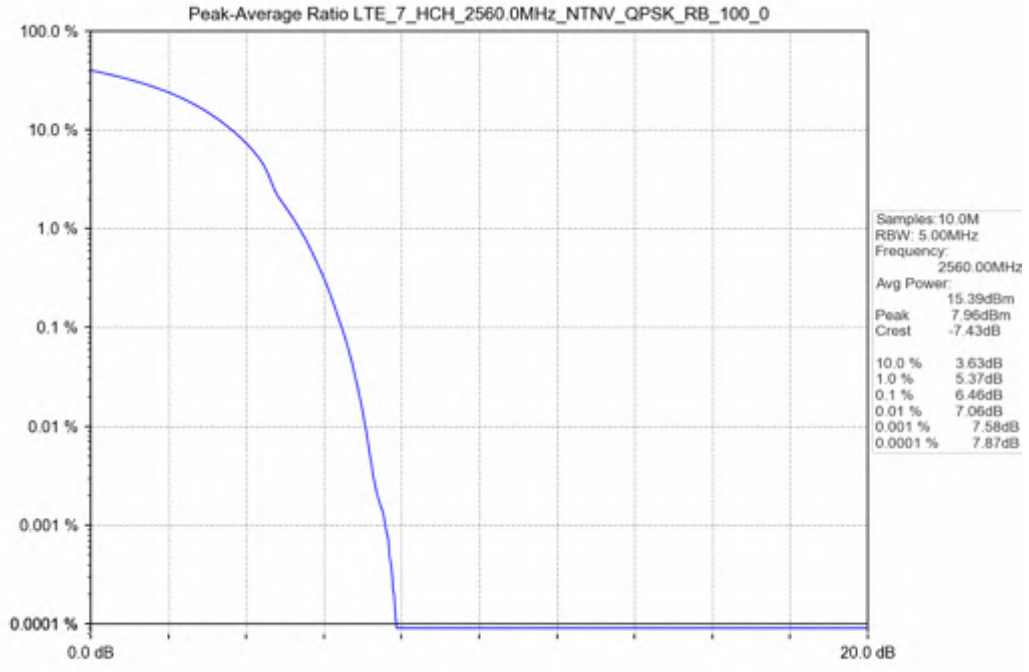
Peak-Average Ratio LTE_7_HCH_2560.0MHz_NTNV_QPSK_RB_100_0
100.0 %
10.0 %
1.0 %
0.1 %
0.01 %
0.001 %
0.0001 %
0.0 dB
20.0 dB
Samples: 10.0M
RBW: 5.00MHz
Frequency:
2560.00MHz
Avg Power:
15.39dBm
Peak 7.96dBm
Crest -7.43dB
10.0 % 3.63dB
1.0 % 5.37dB
0.1 % 6.46dB
0.01 % 7.06dB
0.001 % 7.58dB
0.0001 % 7.87dB

Band 13

Test Band: 13 _ 5MHz Bandwidth							
Test Mode	RB Allocation		Test result (dB)			Limit (dB)	Verdict
	Size	Offset	LCH	MCH	HCH		
QPSK	25	0	5.25	5.41	5.54	13	PASS
16QAM	25	0	6.01	6.11	6.21	13	PASS

5.2 Test Graph

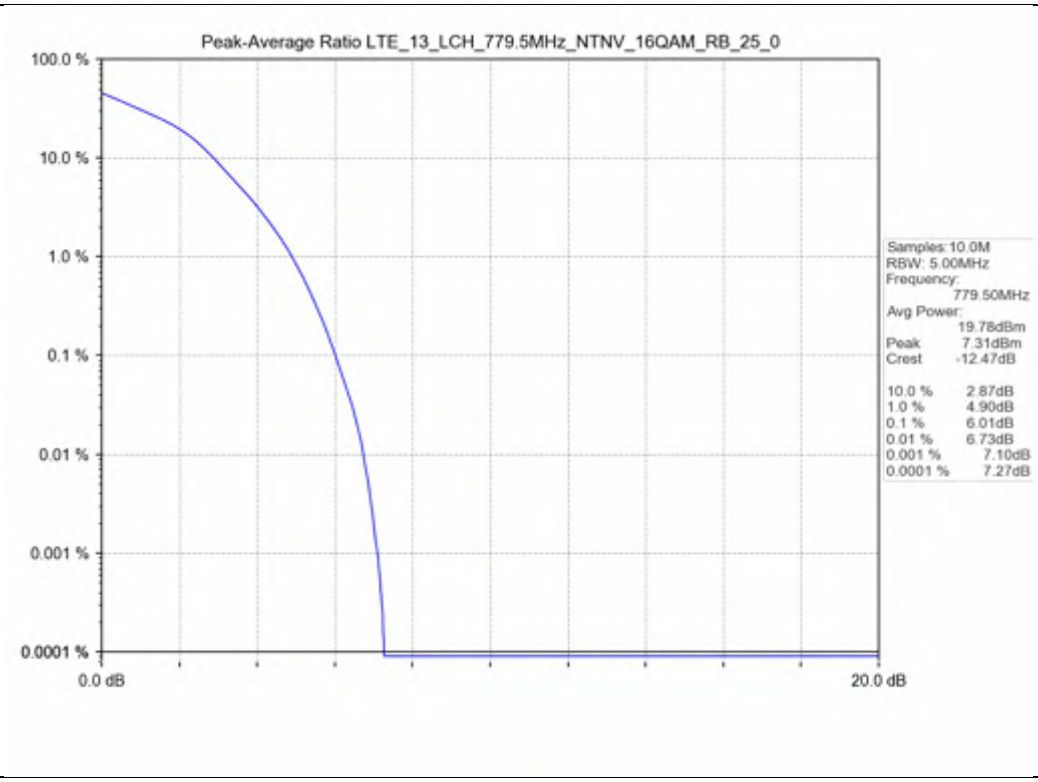

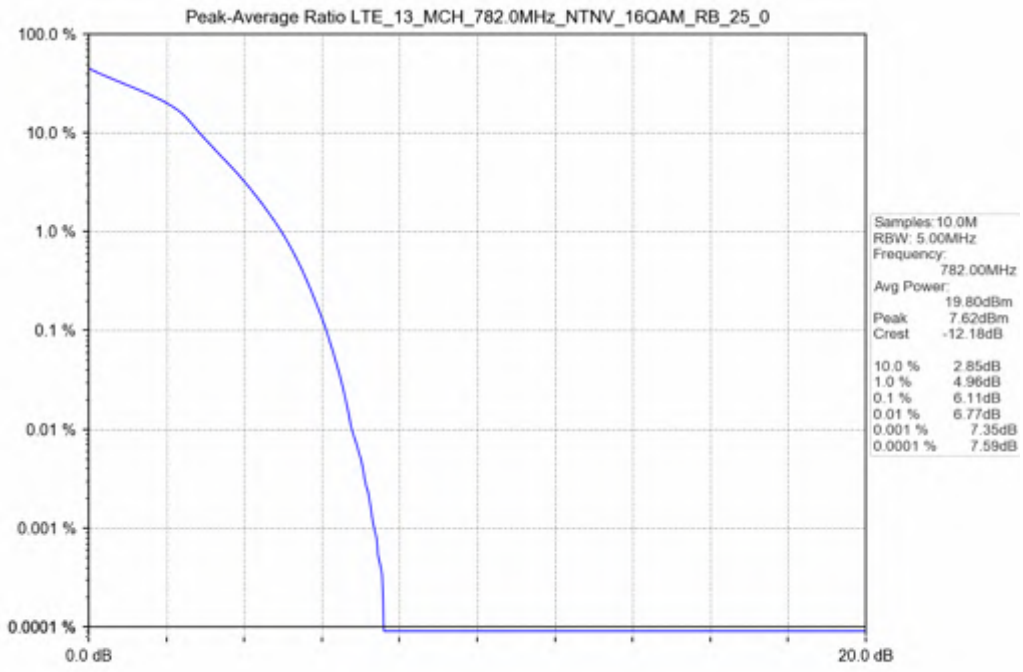
Peak-Average Ratio LTE_13_MCH_782.0MHz_NTNV_16QAM_RB_25_0
100.0 %
10.0 %
1.0 %
0.1 %
0.01 %
0.001 %
0.0001 %
0.0 dB
20.0 dB
Samples: 10.0M
RBW: 5.00MHz
Frequency:
782.00MHz
Avg Power:
19.80dBm
Peak 7.62dBm
Crest -12.18dB
10.0 % 2.85dB
1.0 % 4.96dB
0.1 % 6.11dB
0.01 % 6.77dB
0.001 % 7.35dB
0.0001 % 7.59dB

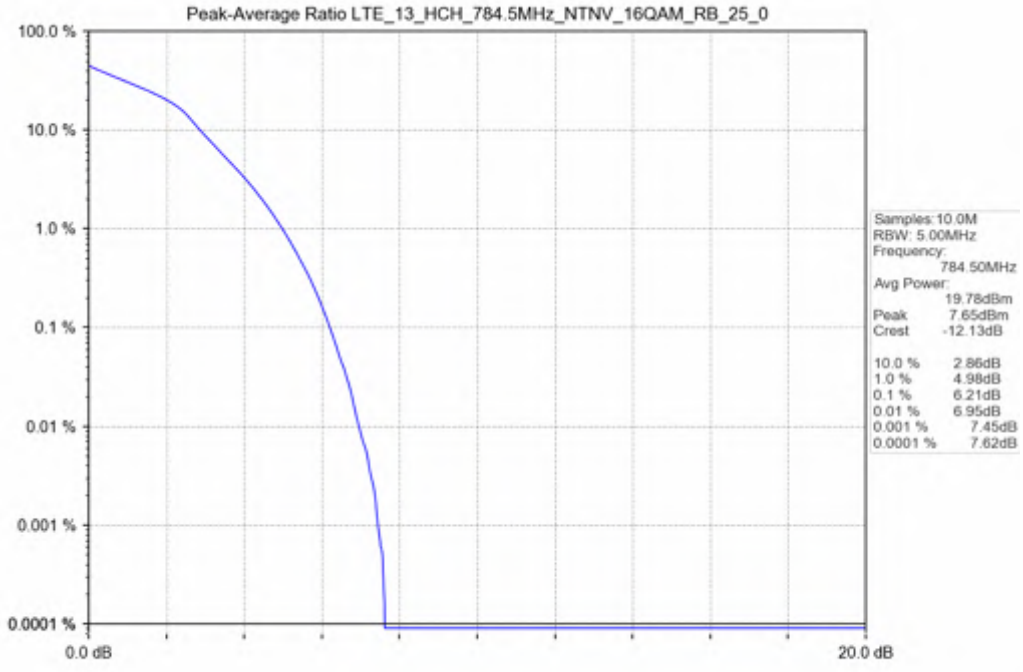
Peak-Average Ratio LTE_13_HCH_784.5MHz_NTNV_16QAM_RB_25_0
100.0 %
10.0 %
1.0 %
0.1 %
0.01 %
0.001 %
0.0001 %
0.0 dB
20.0 dB
Samples: 10.0M
RBW: 5.00MHz
Frequency:
784.50MHz
Avg Power:
19.78dBm
Peak 7.65dBm
Crest -12.13dB
10.0 % 2.86dB
1.0 % 4.98dB
0.1 % 6.21dB
0.01 % 6.95dB
0.001 % 7.45dB
0.0001 % 7.62dB

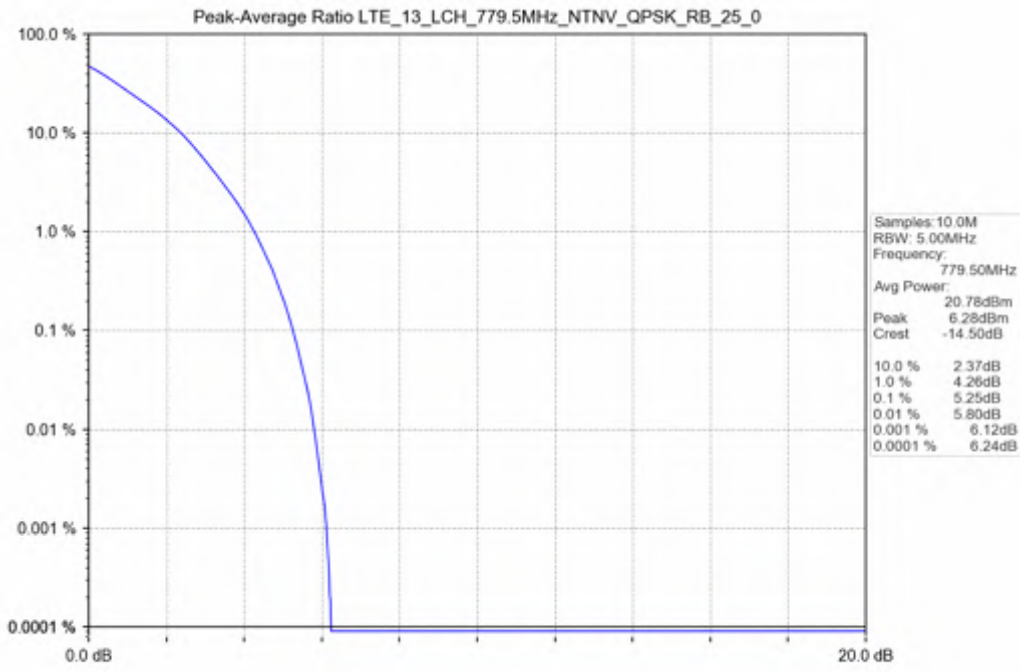
Peak-Average Ratio LTE_13_LCH_779.5MHz_NTNV_QPSK_RB_25_0
100.0 %
10.0 %
1.0 %
0.1 %
0.01 %
0.001 %
0.0001 %
0.0 dB
20.0 dB
Samples: 10.0M
RBW: 5.00MHz
Frequency:
779.50MHz
Avg Power:
20.78dBm
Peak 6.28dBm
Crest -14.50dB
10.0 % 2.37dB
1.0 % 4.26dB
0.1 % 5.25dB
0.01 % 5.80dB
0.001 % 6.12dB
0.0001 % 6.24dB

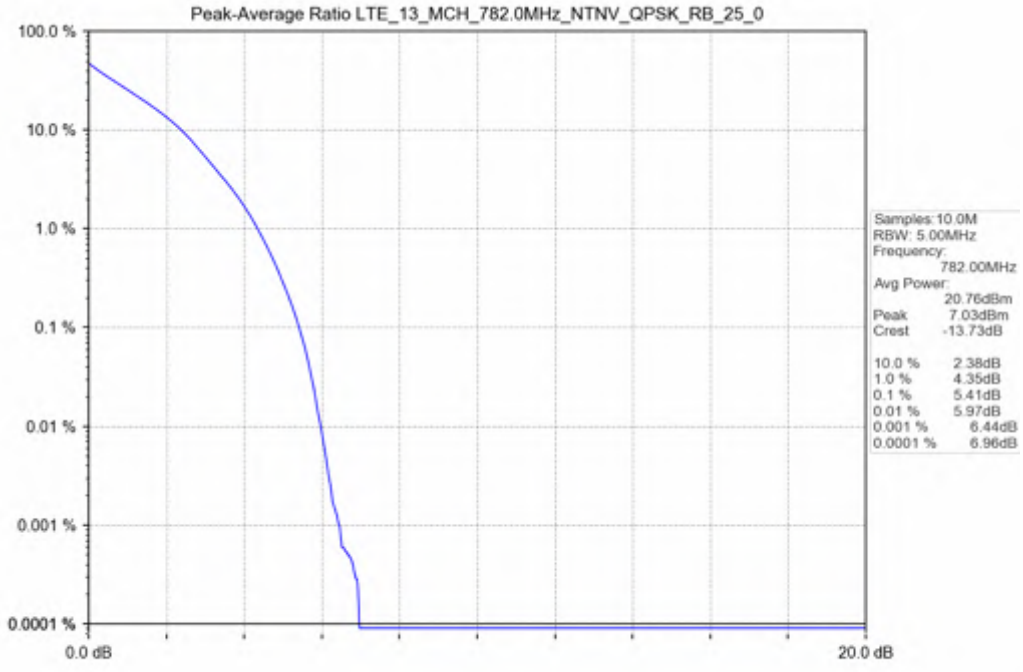
Peak-Average Ratio LTE_13_MCH_782.0MHz_NTNV_QPSK_RB_25_0
100.0 %
10.0 %
1.0 %
0.1 %
0.01 %
0.001 %
0.0001 %
0.0 dB
20.0 dB
Samples: 10.0M
RBW: 5.00MHz
Frequency:
782.00MHz
Avg Power:
20.76dBm
Peak 7.03dBm
Crest -13.73dB
10.0 % 2.38dB
1.0 % 4.35dB
0.1 % 5.41dB
0.01 % 5.97dB
0.001 % 6.44dB
0.0001 % 6.96dB

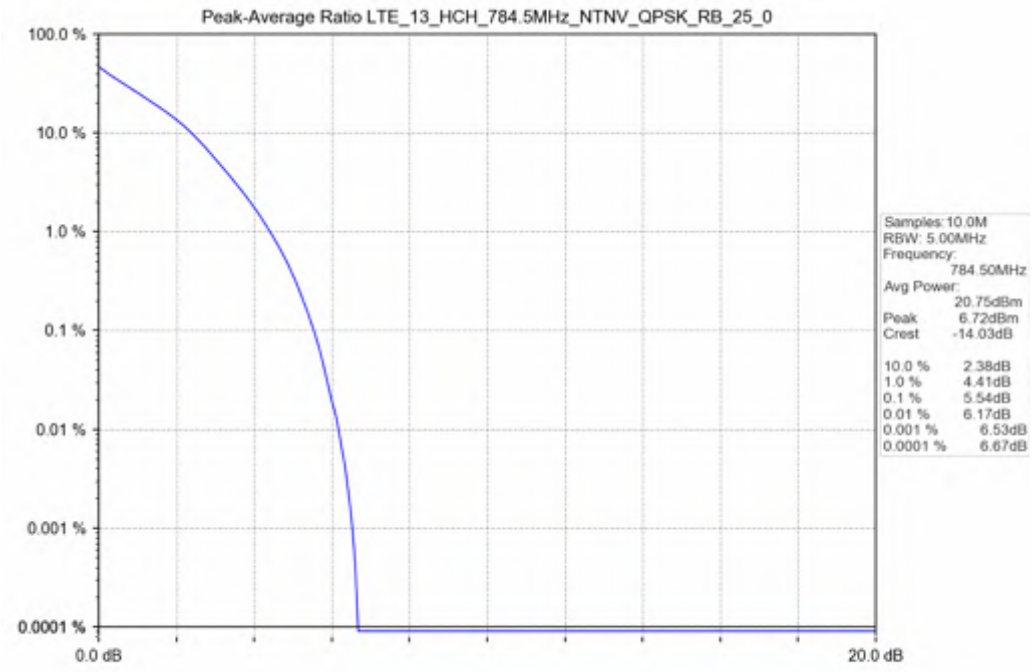

Test Band: 13 _ 10MHz Bandwidth							
Test Mode	RB Allocation		Test result (dB)			Limit (dB)	Verdict
	Size	Offset	LCH	MCH	HCH		
QPSK	50	0	/	4.60	/	13	PASS
16QAM	50	0	/	6.08	/	13	PASS

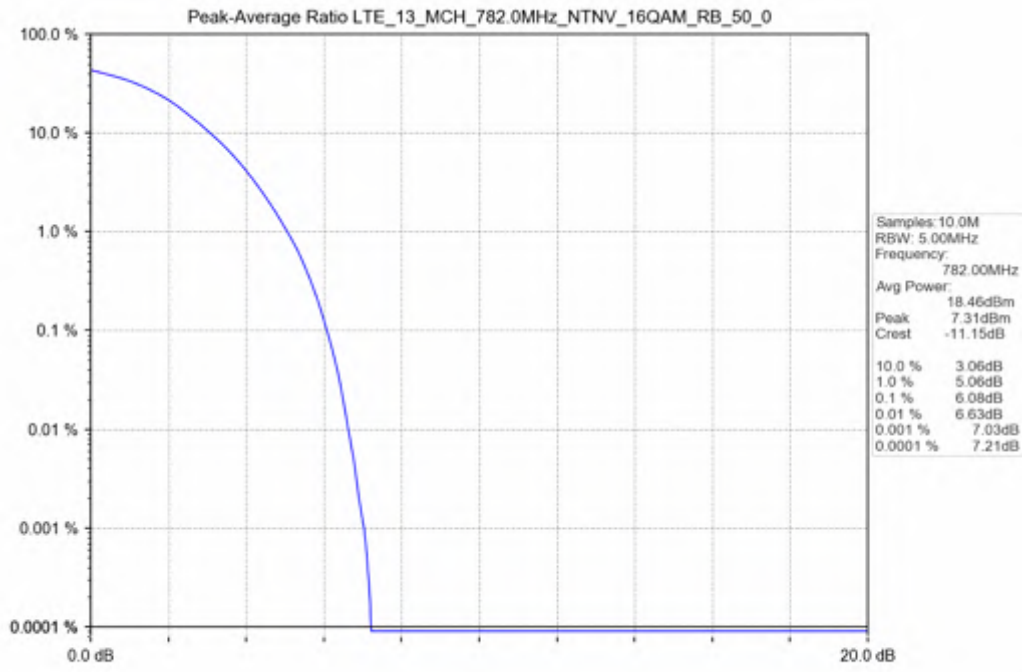
Peak-Average Ratio LTE_13_MCH_782.0MHz_NTNV_16QAM_RB_50_0
100.0 %
10.0 %
1.0 %
0.1 %
0.01 %
0.001 %
0.0001 %
0.0 dB
20.0 dB
Samples: 10.0M
RBW: 5.00MHz
Frequency:
782.00MHz
Avg Power:
18.46dBm
Peak 7.31dBm
Crest -11.15dB
10.0 % 3.06dB
1.0 % 5.06dB
0.1 % 6.08dB
0.01 % 6.63dB
0.001 % 7.03dB
0.0001 % 7.21dB

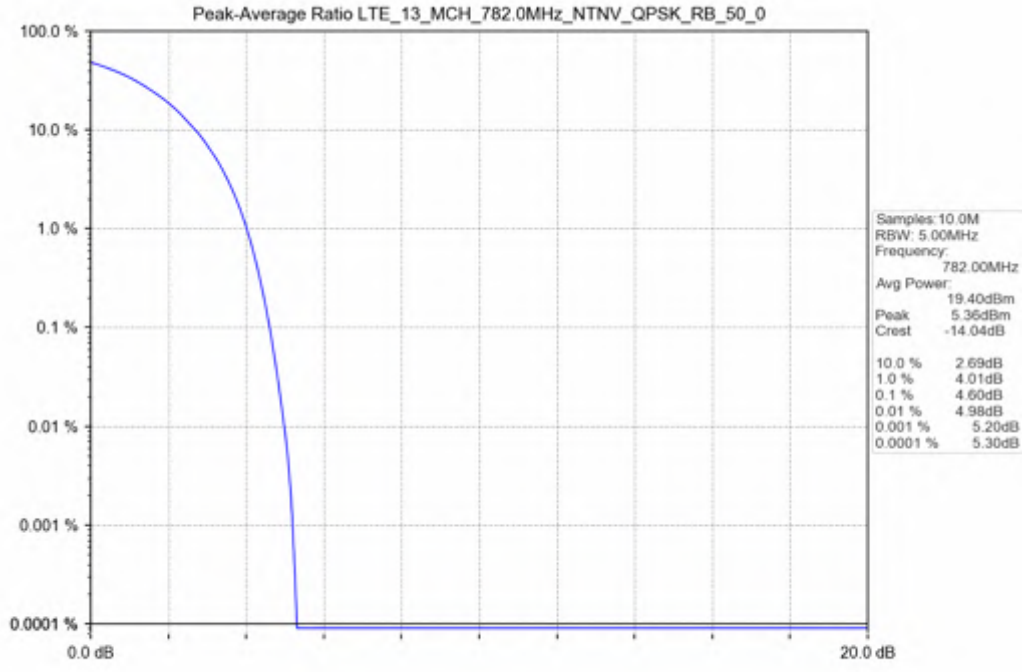
Peak-Average Ratio LTE_13_MCH_782.0MHz_NTNV_QPSK_RB_50_0
100.0 %
10.0 %
1.0 %
0.1 %
0.01 %
0.001 %
0.0001 %
0.0 dB
20.0 dB
Samples: 10.0M
RBW: 5.00MHz
Frequency:
782.00MHz
Avg Power:
19.40dBm
Peak 5.36dBm
Crest -14.04dB
10.0 % 2.69dB
1.0 % 4.01dB
0.1 % 4.60dB
0.01 % 4.98dB
0.001 % 5.20dB
0.0001 % 5.30dB

Band 17

Test Band: 17 _ 5MHz Bandwidth							
Test Mode	RB Allocation		Test result (dB)			Limit (dB)	Verdict
	Size	Offset	LCH	MCH	HCH		
QPSK	25	0	5.85	5.85	5.85	13	PASS
16QAM	25	0	6.56	6.51	6.50	13	PASS

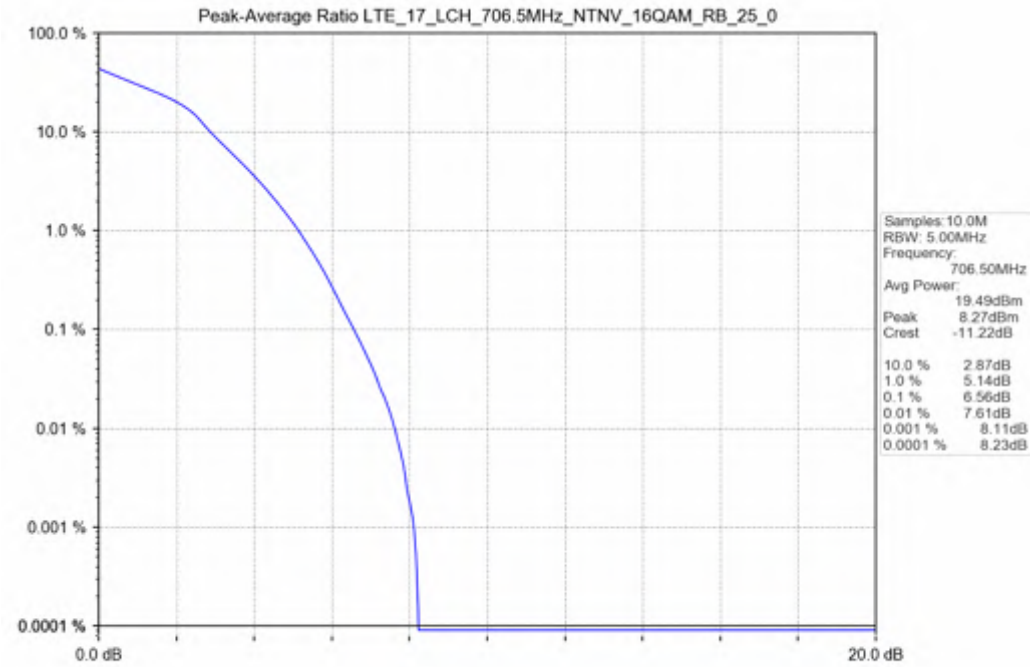

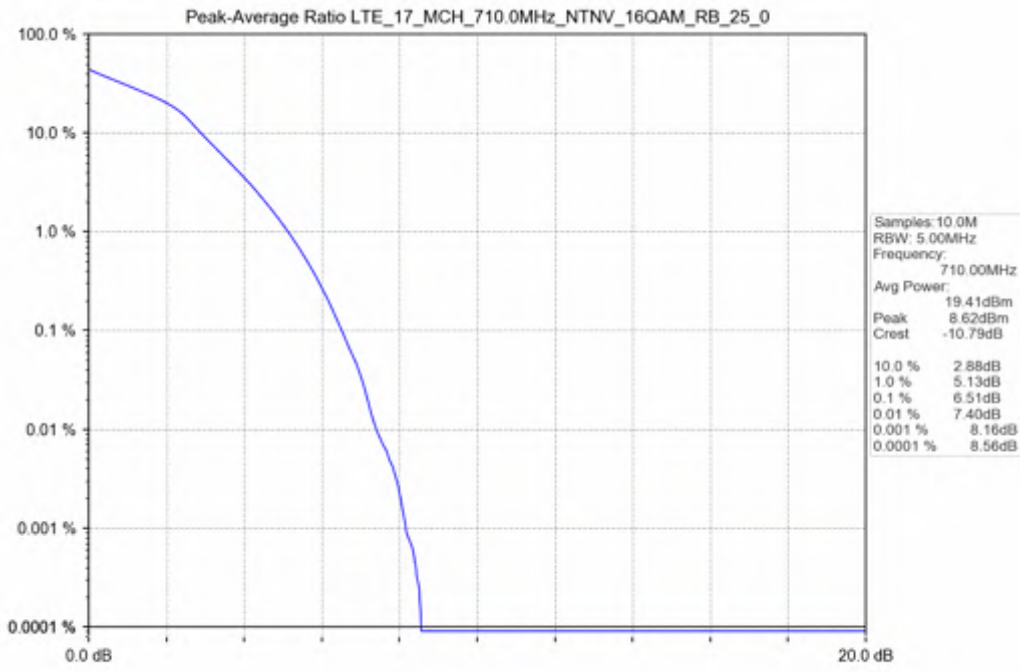
Peak-Average Ratio LTE_17_MCH_710.0MHz_NTNV_16QAM_RB_25_0
100.0 %
10.0 %
1.0 %
0.1 %
0.01 %
0.001 %
0.0001 %
0.0 dB
20.0 dB
Samples: 10.0M
RBW: 5.00MHz
Frequency:
710.00MHz
Avg Power:
19.41dBm
Peak 8.62dBm
Crest -10.79dB
10.0 % 2.88dB
1.0 % 5.13dB
0.1 % 6.51dB
0.01 % 7.40dB
0.001 % 8.16dB
0.0001 % 8.56dB

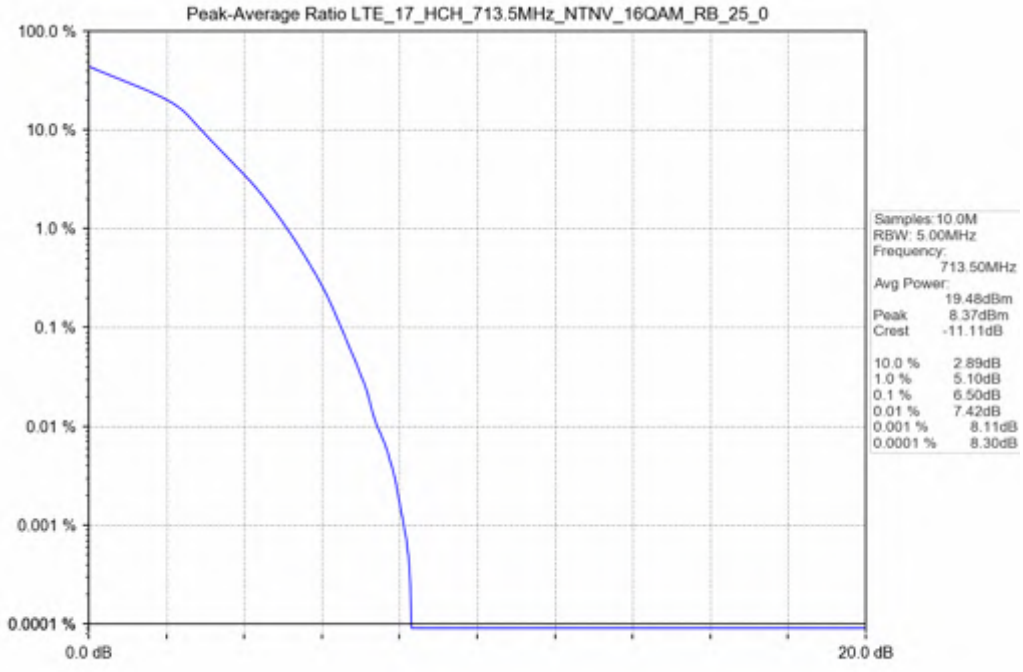
Peak-Average Ratio LTE_17_HCH_713.5MHz_NTNV_16QAM_RB_25_0
100.0 %
10.0 %
1.0 %
0.1 %
0.01 %
0.001 %
0.0001 %
0.0 dB
20.0 dB
Samples: 10.0M
RBW: 5.00MHz
Frequency:
713.50MHz
Avg Power:
19.48dBm
Peak 8.37dBm
Crest -11.11dB
10.0 % 2.89dB
1.0 % 5.10dB
0.1 % 6.50dB
0.01 % 7.42dB
0.001 % 8.11dB
0.0001 % 8.30dB

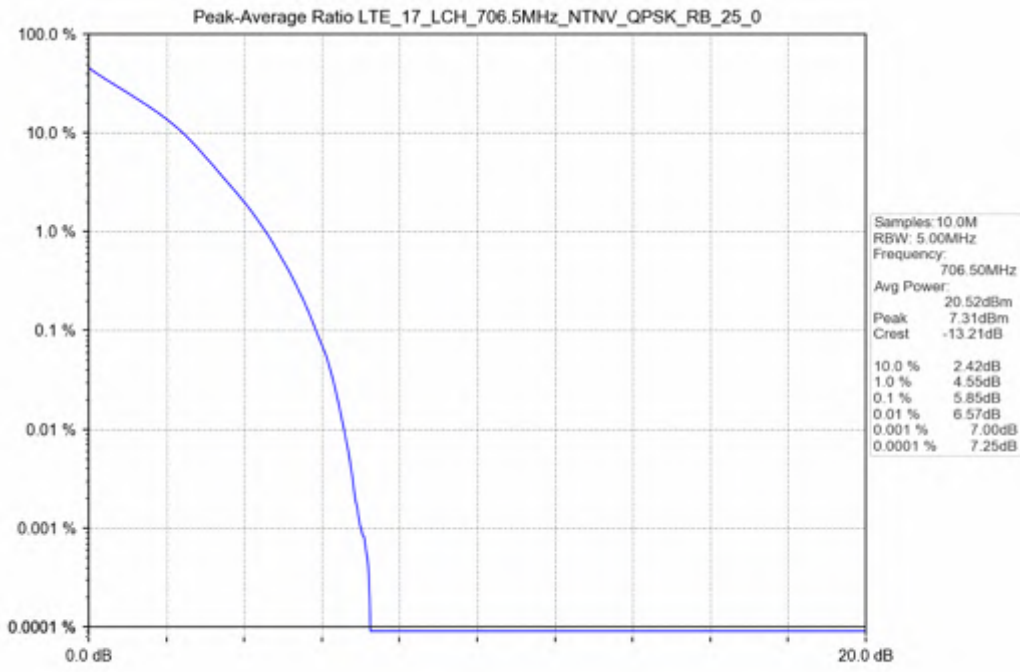
Peak-Average Ratio LTE_17_LCH_706.5MHz_NTNV_QPSK_RB_25_0
100.0 %
10.0 %
1.0 %
0.1 %
0.01 %
0.001 %
0.0001 %
0.0 dB
20.0 dB
Samples: 10.0M
RBW: 5.00MHz
Frequency:
706.50MHz
Avg Power:
20.52dBm
Peak 7.31dBm
Crest -13.21dB
10.0 % 2.42dB
1.0 % 4.55dB
0.1 % 5.85dB
0.01 % 6.57dB
0.001 % 7.00dB
0.0001 % 7.25dB

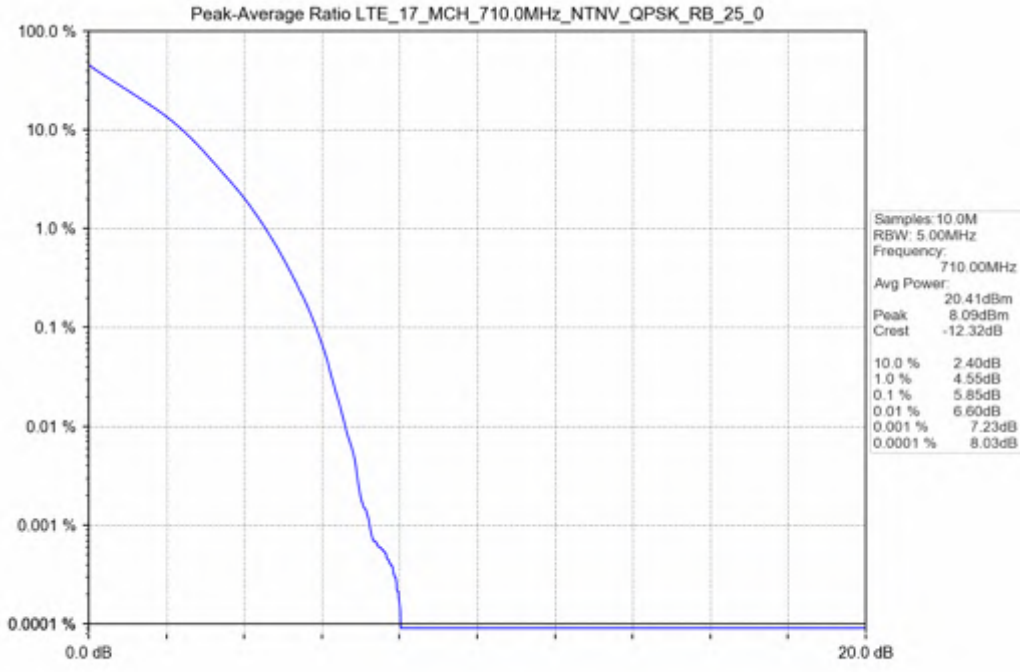
Peak-Average Ratio LTE_17_MCH_710.0MHz_NTNV_QPSK_RB_25_0
100.0 %
10.0 %
1.0 %
0.1 %
0.01 %
0.001 %
0.0001 %
0.0 dB
20.0 dB
Samples: 10.0M
RBW: 5.00MHz
Frequency:
710.00MHz
Avg Power:
20.41dBm
Peak 8.09dBm
Crest -12.32dB
10.0 % 2.40dB
1.0 % 4.55dB
0.1 % 5.85dB
0.01 % 6.60dB
0.001 % 7.23dB
0.0001 % 8.03dB

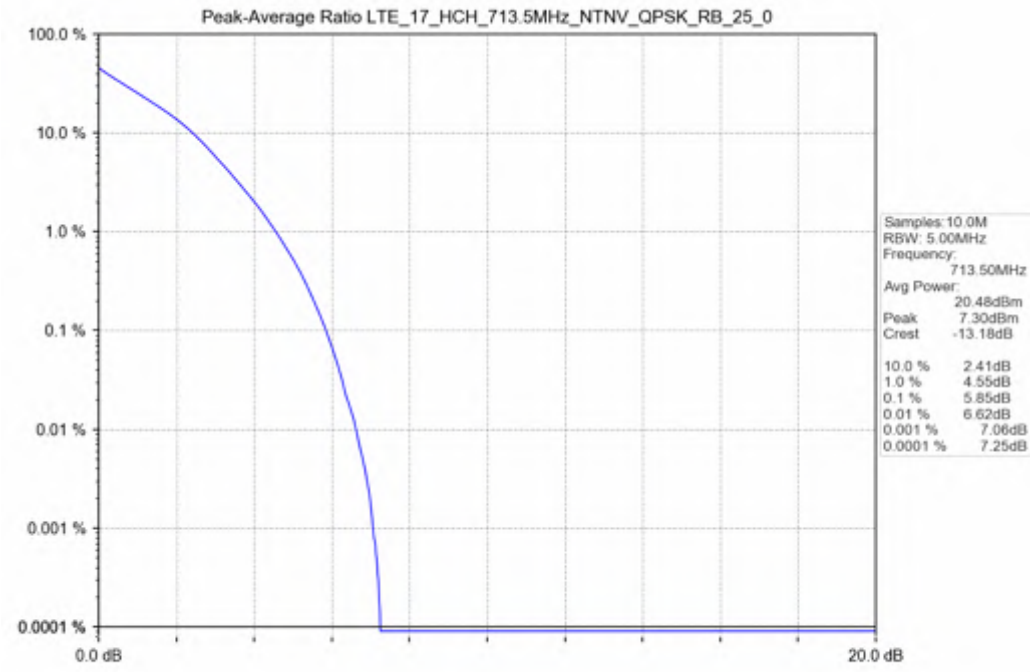

Test Band: 17 _ 10MHz Bandwidth							
Test Mode	RB Allocation		Test result (dB)			Limit (dB)	Verdict
	Size	Offset	LCH	MCH	HCH		
QPSK	50	0	4.64	4.66	4.64	13	PASS
16QAM	50	0	6.21	6.15	6.19	13	PASS

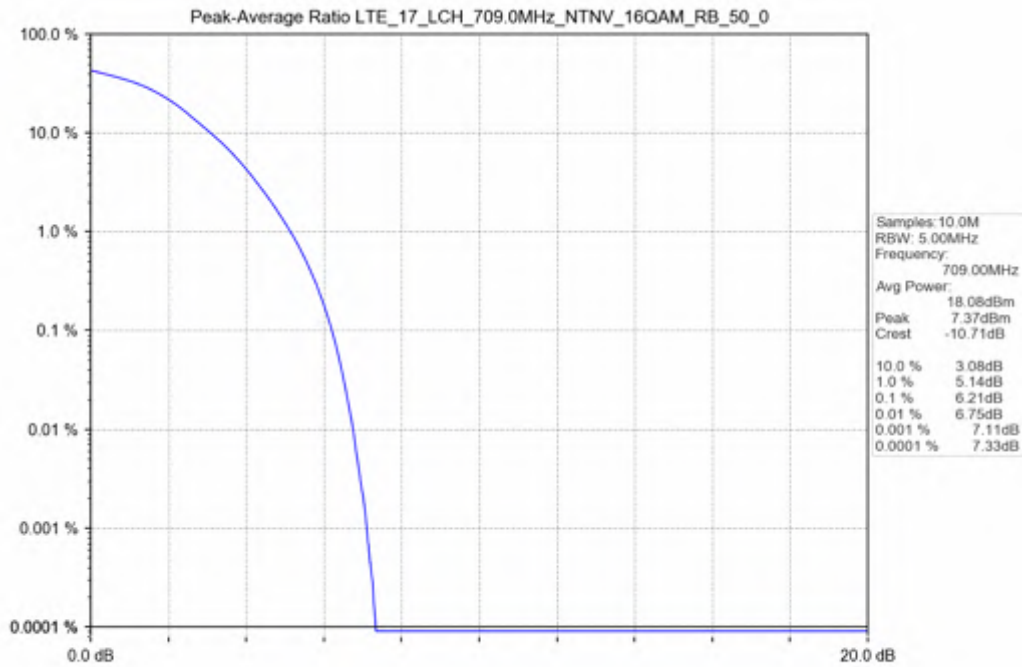
Peak-Average Ratio LTE_17_LCH_709.0MHz_NTNV_16QAM_RB_50_0
100.0 %
10.0 %
1.0 %
0.1 %
0.01 %
0.001 %
0.0001 %
0.0 dB
20.0 dB
Samples: 10.0M
RBW: 5.00MHz
Frequency:
709.00MHz
Avg Power:
18.08dBm
Peak 7.37dBm
Crest -10.71dB
10.0 % 3.08dB
1.0 % 5.14dB
0.1 % 6.21dB
0.01 % 6.75dB
0.001 % 7.11dB
0.0001 % 7.33dB

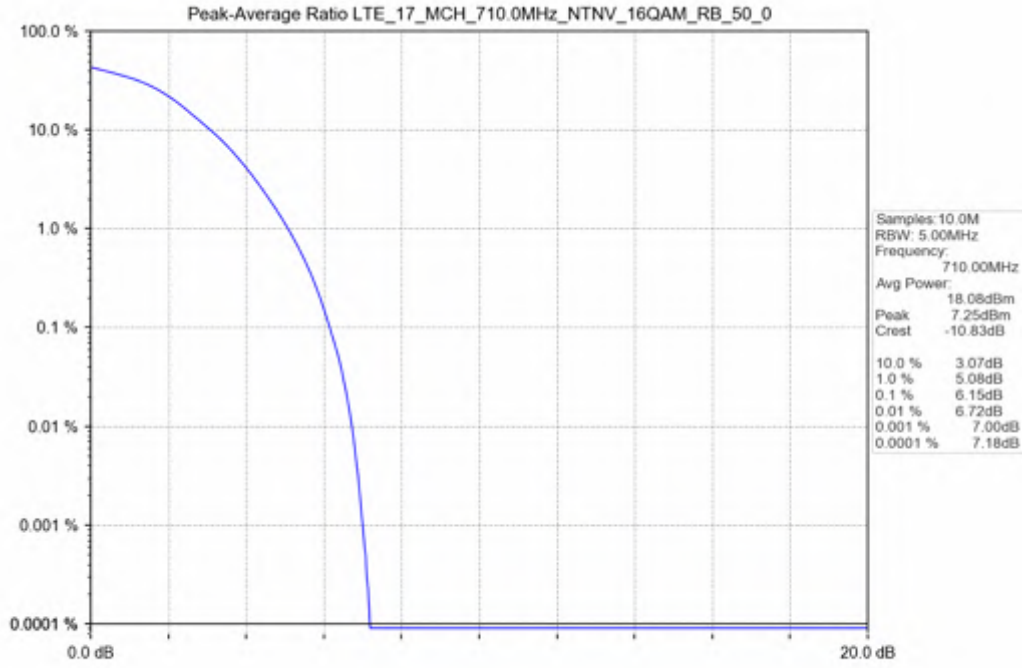
Peak-Average Ratio LTE_17_MCH_710.0MHz_NTNV_16QAM_RB_50_0
100.0 %
10.0 %
1.0 %
0.1 %
0.01 %
0.001 %
0.0001 %
0.0 dB
20.0 dB
Samples: 10.0M
RBW: 5.00MHz
Frequency:
710.00MHz
Avg Power:
18.08dBm
Peak 7.25dBm
Crest -10.83dB
10.0 % 3.07dB
1.0 % 5.08dB
0.1 % 6.15dB
0.01 % 6.72dB
0.001 % 7.00dB
0.0001 % 7.18dB

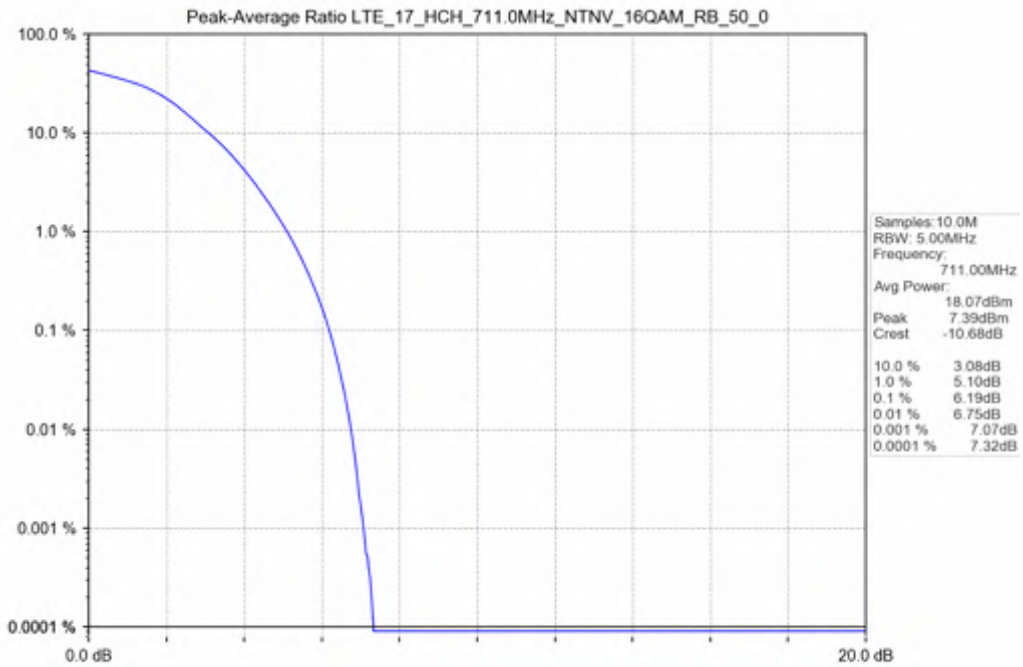
Peak-Average Ratio LTE_17_HCH_711.0MHz_NTNV_16QAM_RB_50_0
100.0 %
10.0 %
1.0 %
0.1 %
0.01 %
0.001 %
0.0001 %
0.0 dB
20.0 dB
Samples: 10.0M
RBW: 5.00MHz
Frequency: 711.00MHz
Avg Power: 18.07dBm
Peak 7.39dBm
Crest -10.68dB
10.0 % 3.08dB
1.0 % 5.10dB
0.1 % 6.19dB
0.01 % 6.75dB
0.001 % 7.07dB
0.0001 % 7.32dB

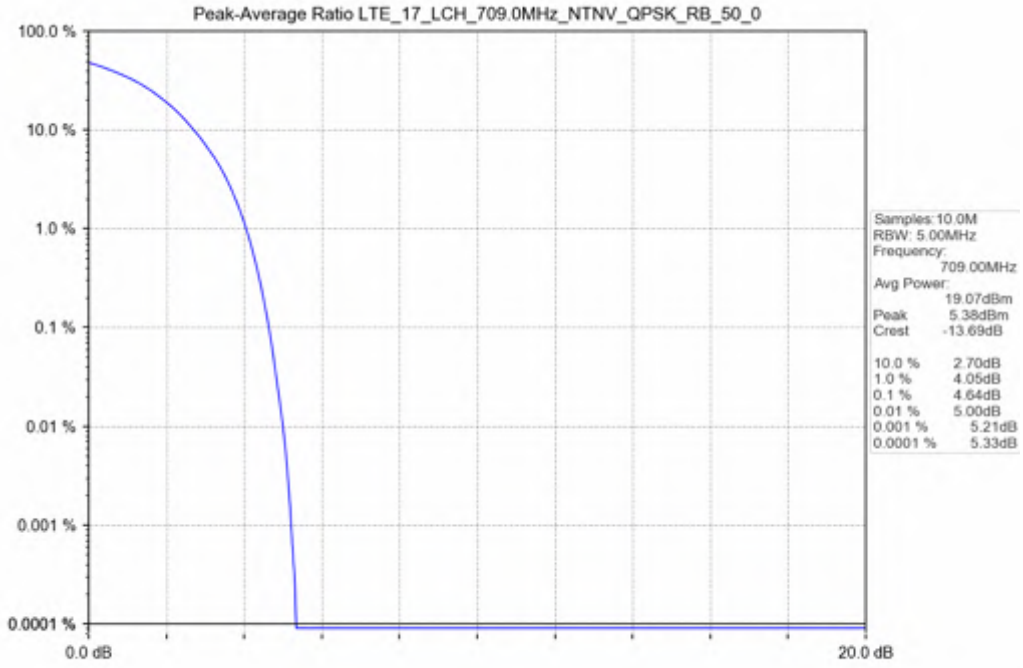
Peak-Average Ratio LTE_17_LCH_709.0MHz_NTNV_QPSK_RB_50_0
100.0 %
10.0 %
1.0 %
0.1 %
0.01 %
0.001 %
0.0001 %
0.0 dB
20.0 dB
Samples: 10.0M
RBW: 5.00MHz
Frequency: 709.00MHz
Avg Power: 19.07dBm
Peak 5.38dBm
Crest -13.69dB
10.0 % 2.70dB
1.0 % 4.05dB
0.1 % 4.64dB
0.01 % 5.00dB
0.001 % 5.21dB
0.0001 % 5.33dB

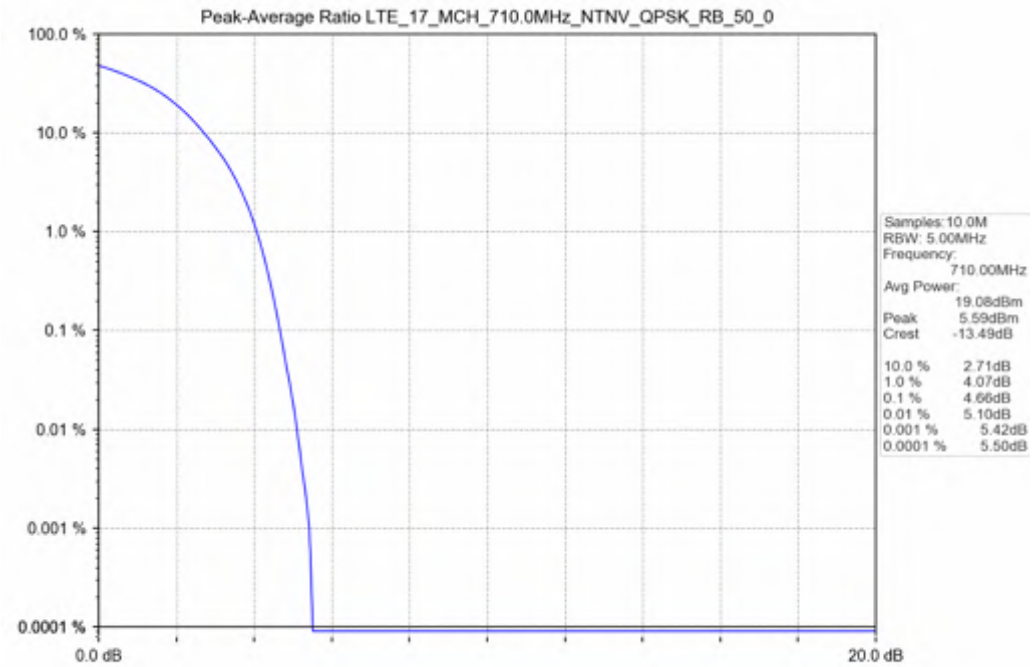
Peak-Average Ratio LTE_17_MCH_710.0MHz_NTNV_QPSK_RB_50_0
100.0 %
10.0 %
1.0 %
0.1 %
0.01 %
0.001 %
0.0001 %
0.0 dB
20.0 dB
Samples: 10.0M
RBW: 5.00MHz
Frequency:
710.00MHz
Avg Power:
19.08dBm
Peak 5.59dBm
Crest -13.49dB
10.0 % 2.71dB
1.0 % 4.07dB
0.1 % 4.66dB
0.01 % 5.10dB
0.001 % 5.42dB
0.0001 % 5.50dB

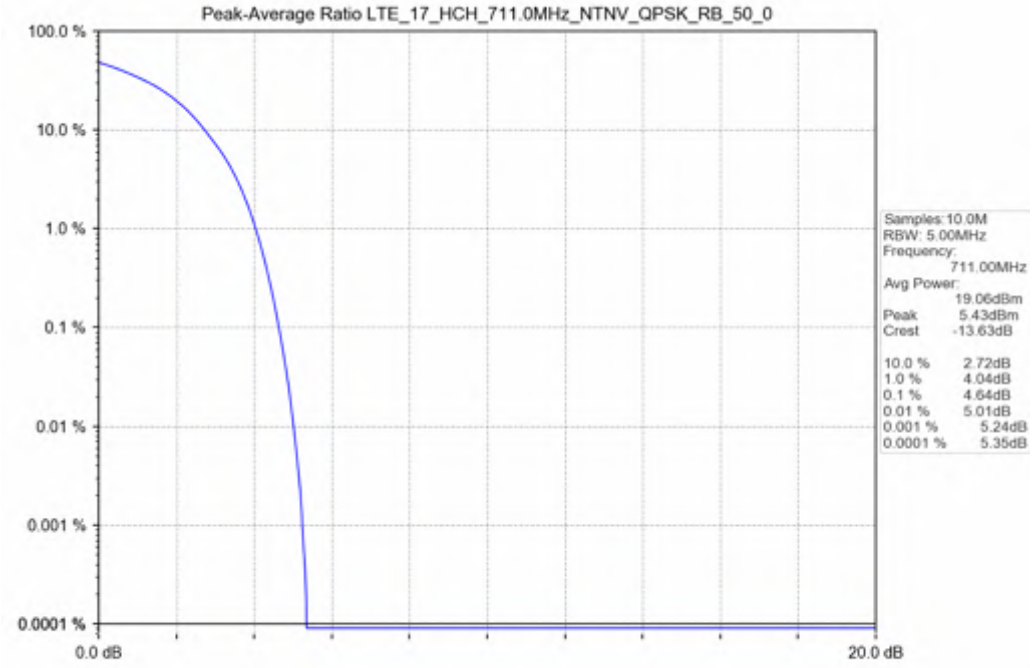
Peak-Average Ratio LTE_17_HCH_711.0MHz_NTNV_QPSK_RB_50_0
100.0 %
10.0 %
1.0 %
0.1 %
0.01 %
0.001 %
0.0001 %
0.0 dB
20.0 dB
Samples: 10.0M
RBW: 5.00MHz
Frequency:
711.00MHz
Avg Power:
19.06dBm
Peak 5.43dBm
Crest -13.63dB
10.0 % 2.72dB
1.0 % 4.04dB
0.1 % 4.64dB
0.01 % 5.01dB
0.001 % 5.24dB
0.0001 % 5.35dB

Band 38

Test Band: 38 _ 5MHz Bandwidth							
Test Mode	RB Allocation		Test result (dB)			Limit (dB)	Verdict
	Size	Offset	LCH	MCH	HCH		
QPSK	25	0	9.26	9.21	9.11	13	PASS
16QAM	25	0	9.86	10.01	10.06	13	PASS

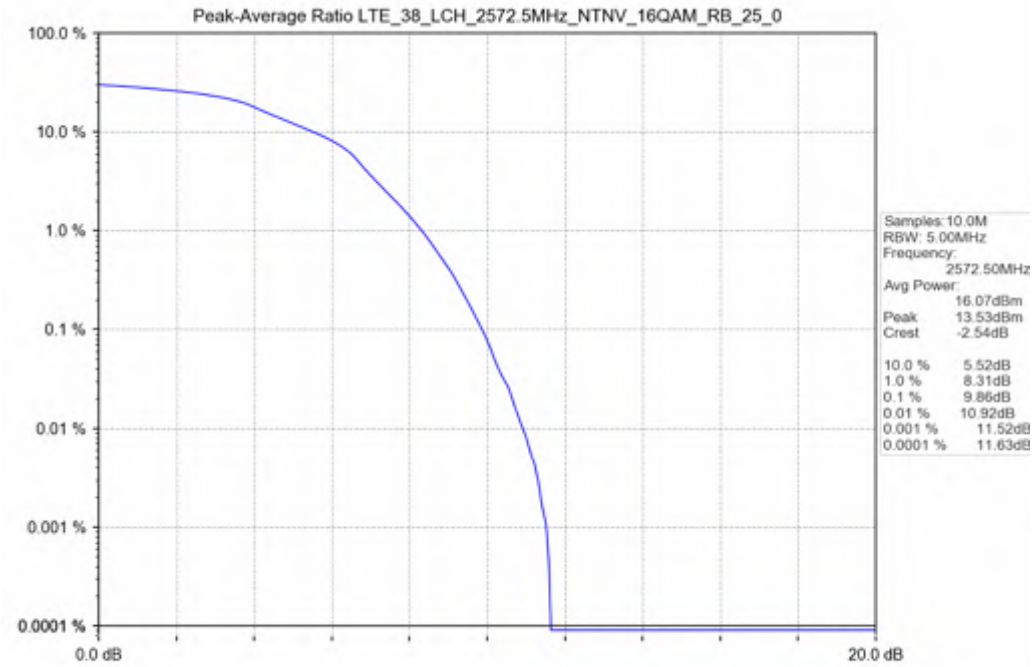

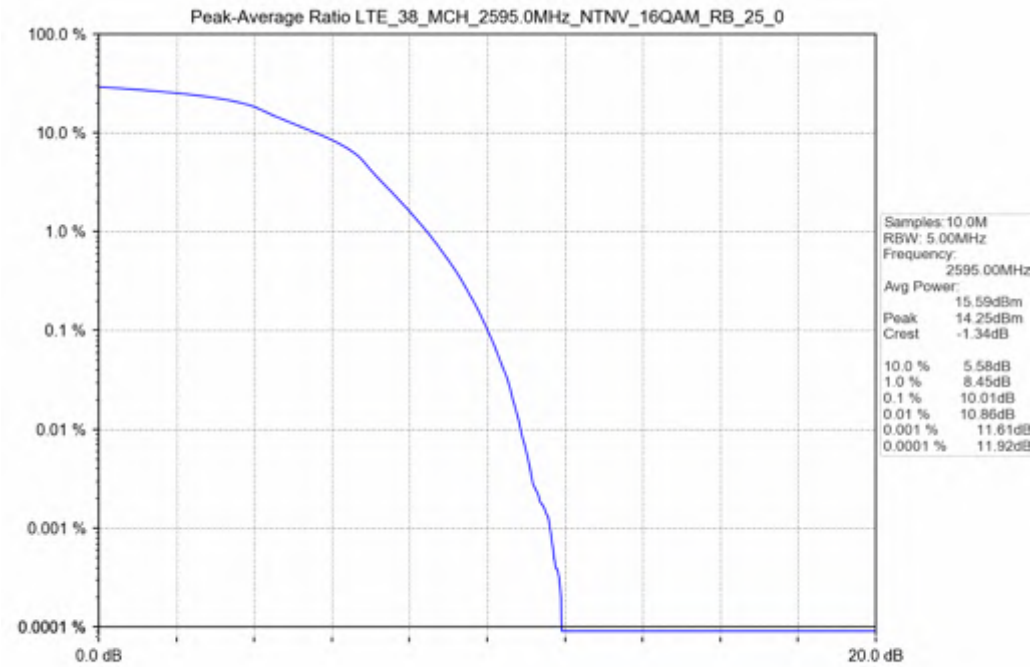
Peak-Average Ratio LTE_38_MCH_2595.0MHz_NTNV_16QAM_RB_25_0
100.0 %
10.0 %
1.0 %
0.1 %
0.01 %
0.001 %
0.0001 %
0.0 dB
20.0 dB
Samples: 10.0M
RBW: 5.00MHz
Frequency:
2595.00MHz
Avg Power:
15.59dBm
Peak 14.25dBm
Crest -1.34dB
10.0 % 5.58dB
1.0 % 8.45dB
0.1 % 10.01dB
0.01 % 10.86dB
0.001 % 11.61dB
0.0001 % 11.92dB

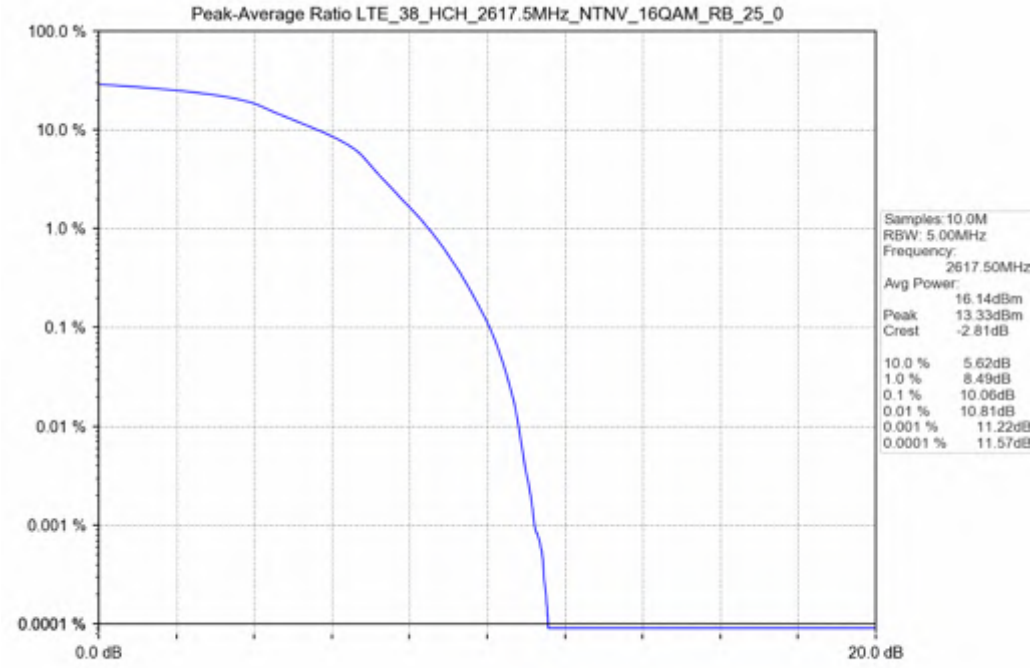
Peak-Average Ratio LTE_38_HCH_2617.5MHz_NTNV_16QAM_RB_25_0
100.0 %
10.0 %
1.0 %
0.1 %
0.01 %
0.001 %
0.0001 %
0.0 dB
20.0 dB
Samples: 10.0M
RBW: 5.00MHz
Frequency:
2617.50MHz
Avg Power:
16.14dBm
Peak 13.33dBm
Crest -2.81dB
10.0 % 5.62dB
1.0 % 8.49dB
0.1 % 10.06dB
0.01 % 10.81dB
0.001 % 11.22dB
0.0001 % 11.57dB

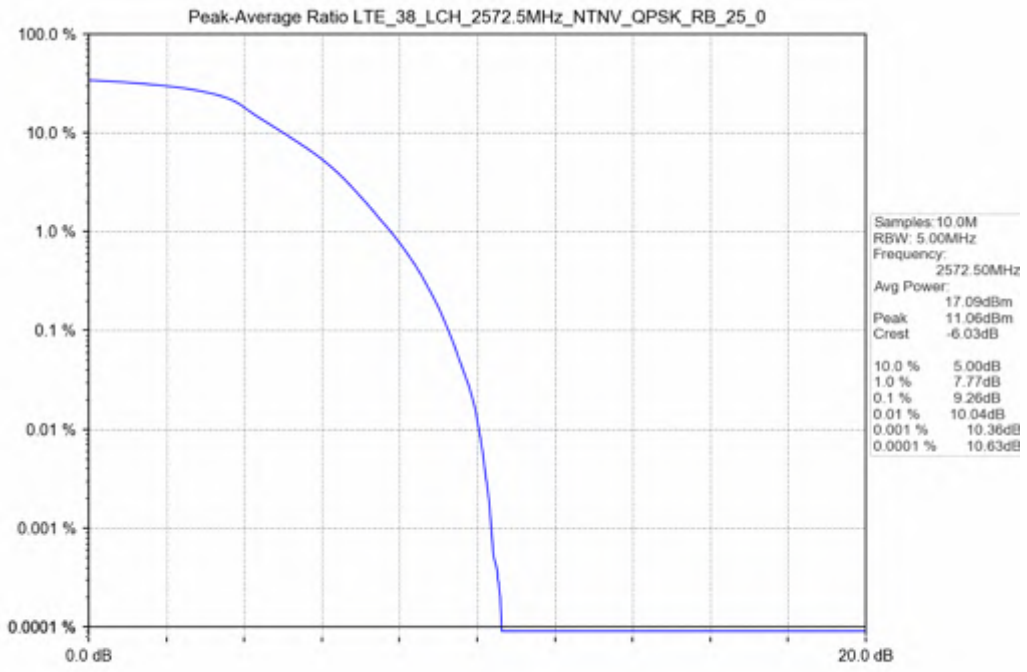
Peak-Average Ratio LTE_38_LCH_2572.5MHz_NTNV_QPSK_RB_25_0
100.0 %
10.0 %
1.0 %
0.1 %
0.01 %
0.001 %
0.0001 %
0.0 dB
20.0 dB
Samples: 10.0M
RBW: 5.00MHz
Frequency:
2572.50MHz
Avg Power:
17.09dBm
Peak 11.06dBm
Crest -6.03dB
10.0 % 5.00dB
1.0 % 7.77dB
0.1 % 9.26dB
0.01 % 10.04dB
0.001 % 10.36dB
0.0001 % 10.63dB

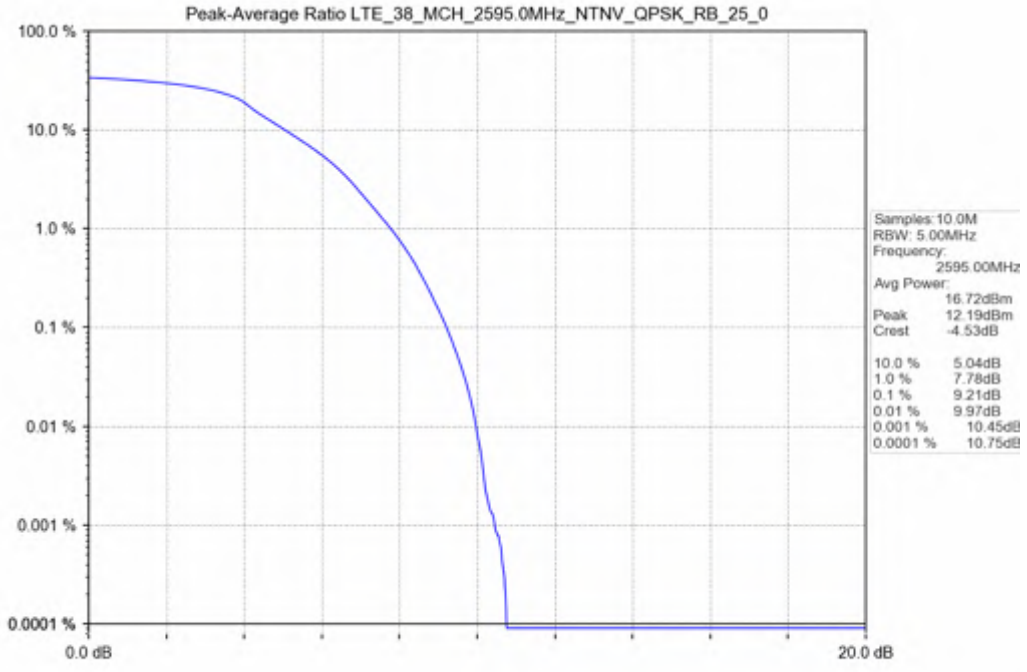
Peak-Average Ratio LTE_38_MCH_2595.0MHz_NTNV_QPSK_RB_25_0
100.0 %
10.0 %
1.0 %
0.1 %
0.01 %
0.001 %
0.0001 %
0.0 dB
20.0 dB
Samples: 10.0M
RBW: 5.00MHz
Frequency:
2595.00MHz
Avg Power:
16.72dBm
Peak 12.19dBm
Crest -4.53dB
10.0 % 5.04dB
1.0 % 7.78dB
0.1 % 9.21dB
0.01 % 9.97dB
0.001 % 10.45dB
0.0001 % 10.75dB

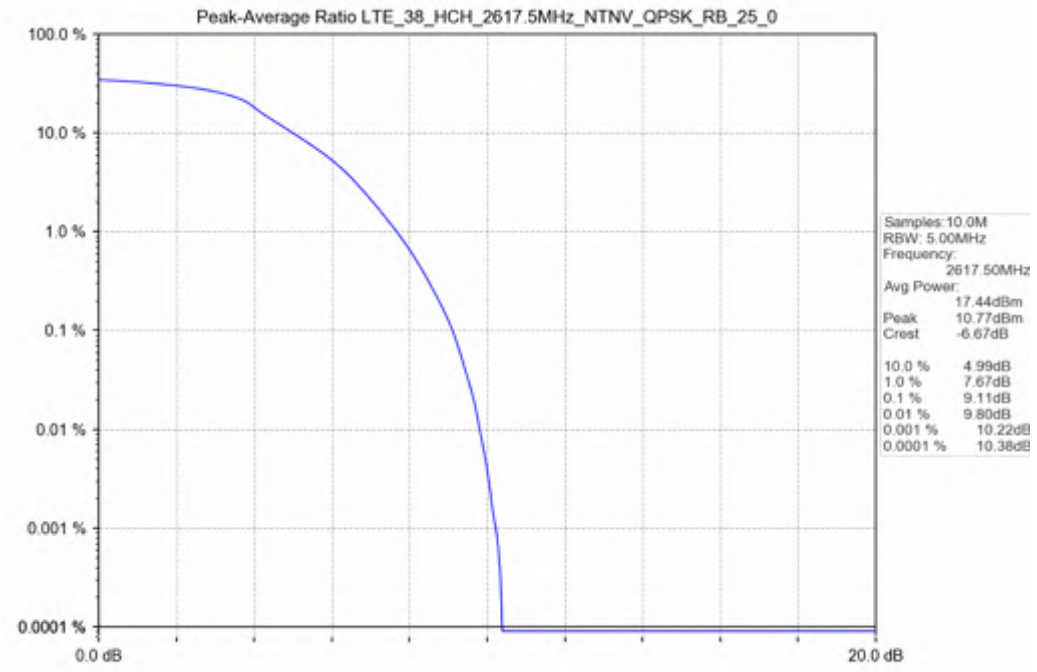

Test Band: 38 _ 10MHz Bandwidth							
Test Mode	RB Allocation		Test result (dB)			Limit (dB)	Verdict
	Size	Offset	LCH	MCH	HCH		
QPSK	50	0	8.45	8.45	8.33	13	PASS
16QAM	50	0	9.96	9.69	9.46	13	PASS

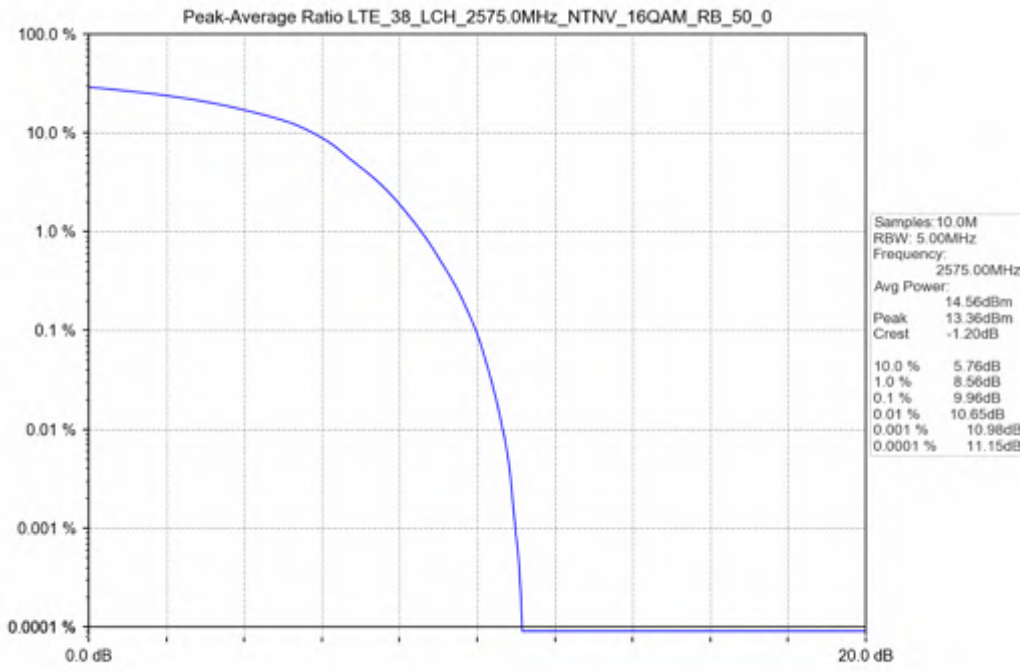
Peak-Average Ratio LTE_38_LCH_2575.0MHz_NTNV_16QAM_RB_50_0
100.0 %
10.0 %
1.0 %
0.1 %
0.01 %
0.001 %
0.0001 %
0.0 dB
20.0 dB
Samples: 10.0M
RBW: 5.00MHz
Frequency:
2575.00MHz
Avg Power:
14.56dBm
Peak 13.36dBm
Crest -1.20dB
10.0 % 5.76dB
1.0 % 8.56dB
0.1 % 9.96dB
0.01 % 10.65dB
0.001 % 10.98dB
0.0001 % 11.15dB

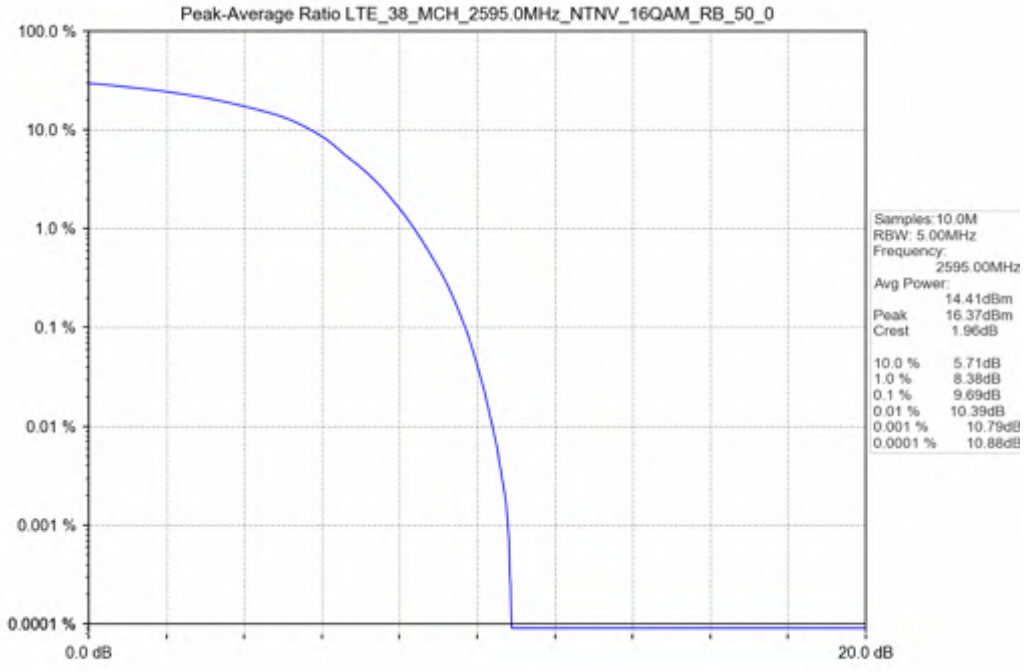
Peak-Average Ratio LTE_38_MCH_2595.0MHz_NTNV_16QAM_RB_50_0
100.0 %
10.0 %
1.0 %
0.1 %
0.01 %
0.001 %
0.0001 %
0.0 dB
20.0 dB
Samples: 10.0M
RBW: 5.00MHz
Frequency:
2595.00MHz
Avg Power:
14.41dBm
Peak 16.37dBm
Crest 1.96dB
10.0 % 5.71dB
1.0 % 8.38dB
0.1 % 9.69dB
0.01 % 10.39dB
0.001 % 10.79dB
0.0001 % 10.88dB

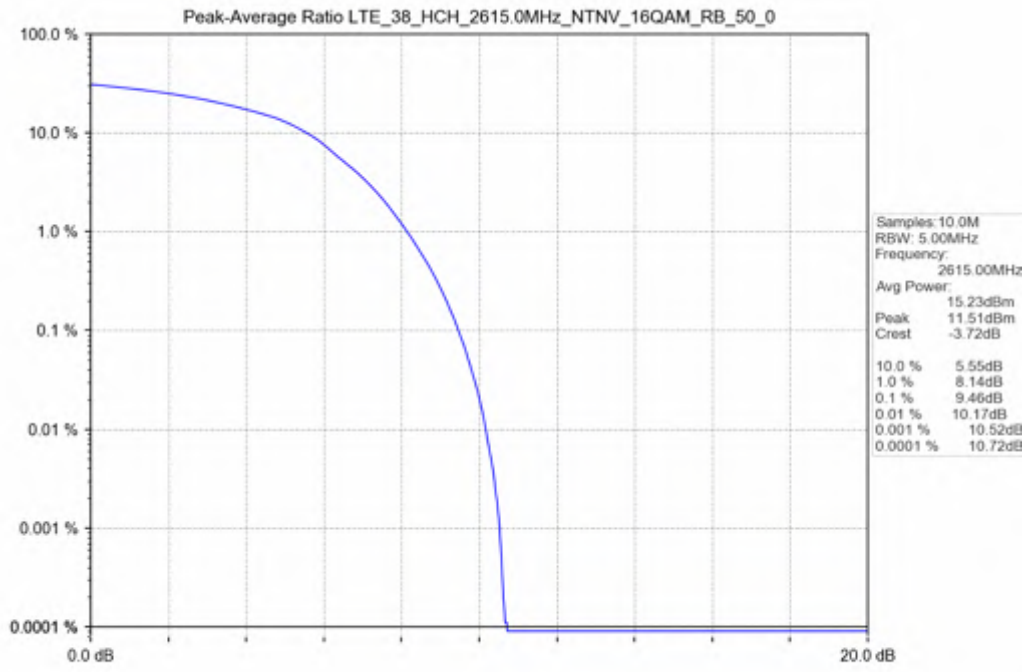
Peak-Average Ratio LTE_38_HCH_2615.0MHz_NTNV_16QAM_RB_50_0
100.0 %
10.0 %
1.0 %
0.1 %
0.01 %
0.001 %
0.0001 %
0.0 dB
20.0 dB
Samples: 10.0M
RBW: 5.00MHz
Frequency:
2615.00MHz
Avg Power:
15.23dBm
Peak 11.51dBm
Crest -3.72dB
10.0 % 5.55dB
1.0 % 8.14dB
0.1 % 9.46dB
0.01 % 10.17dB
0.001 % 10.52dB
0.0001 % 10.72dB

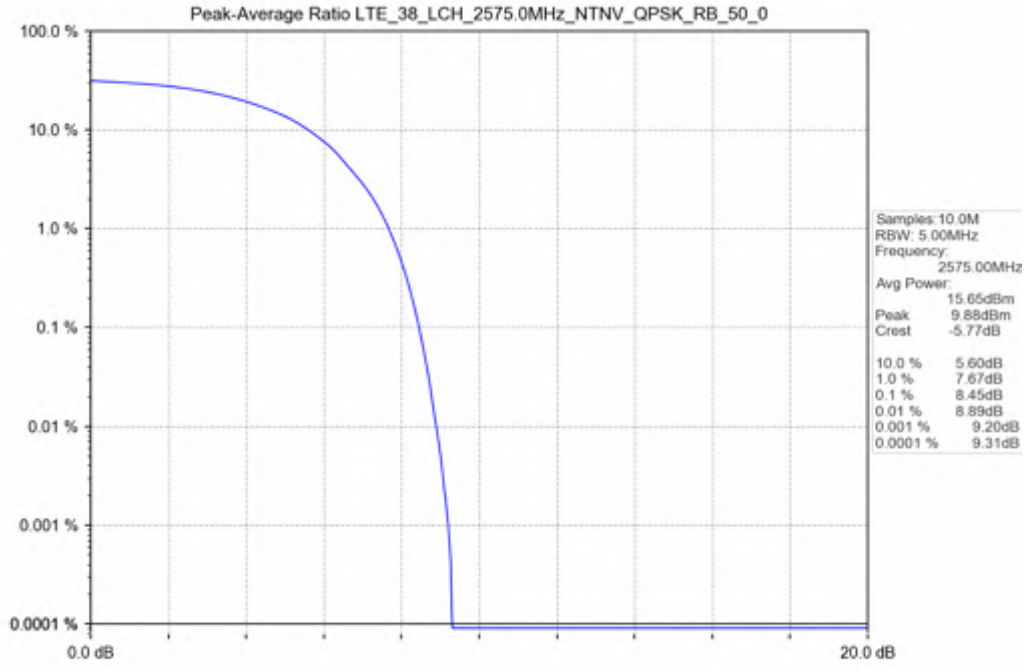
Peak-Average Ratio LTE_38_LCH_2575.0MHz_NTNV_QPSK_RB_50_0
100.0 %
10.0 %
1.0 %
0.1 %
0.01 %
0.001 %
0.0001 %
0.0 dB
20.0 dB
Samples: 10.0M
RBW: 5.00MHz
Frequency:
2575.00MHz
Avg Power:
15.65dBm
Peak 9.88dBm
Crest -5.77dB
10.0 % 5.60dB
1.0 % 7.67dB
0.1 % 8.45dB
0.01 % 8.89dB
0.001 % 9.20dB
0.0001 % 9.31dB

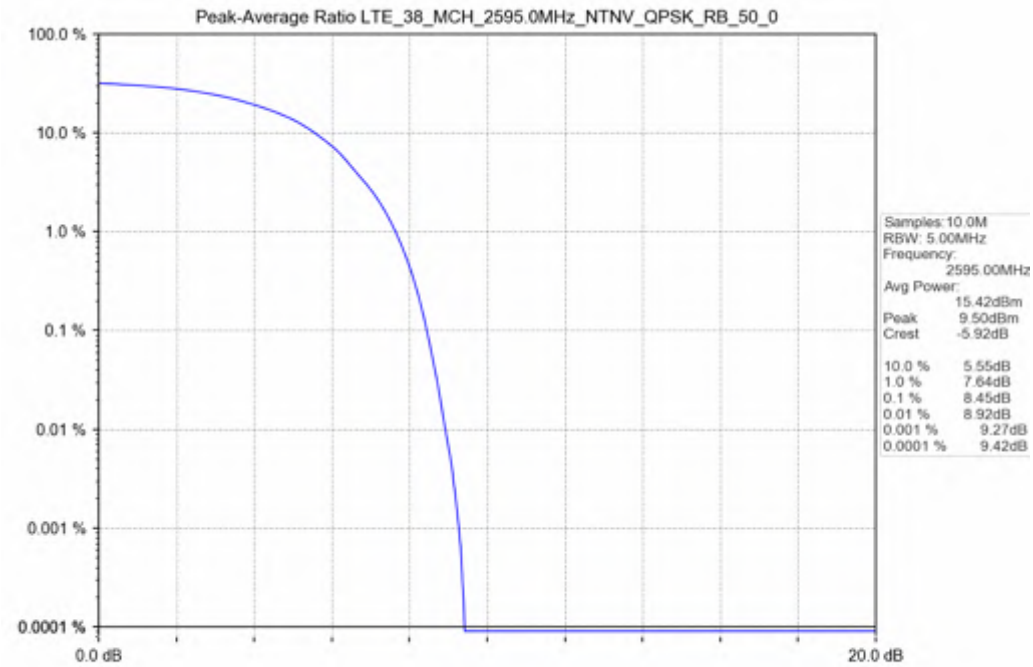

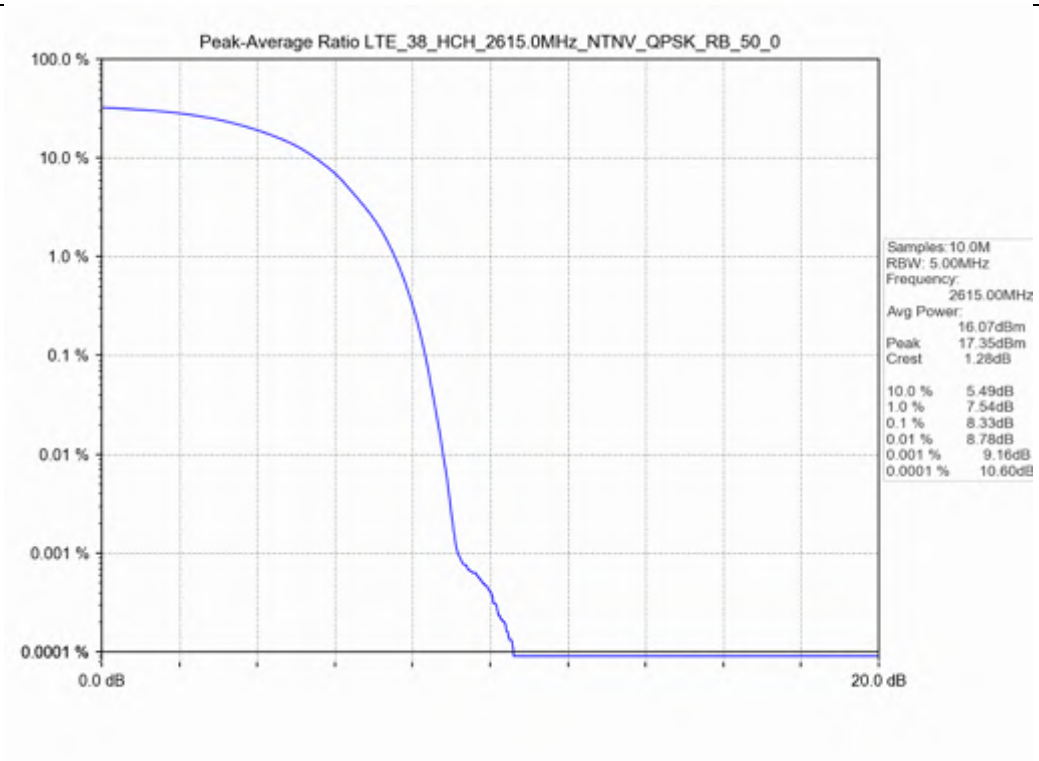

Test Band: 38 _ 15MHz Bandwidth

Test Mode	RB Allocation		Test result (dB)			Limit (dB)	Verdict
	Size	Offset	LCH	MCH	HCH		
QPSK	75	0	9.41	9.54	9.47	13	PASS
16QAM	75	0	10.29	10.53	10.27	13	PASS

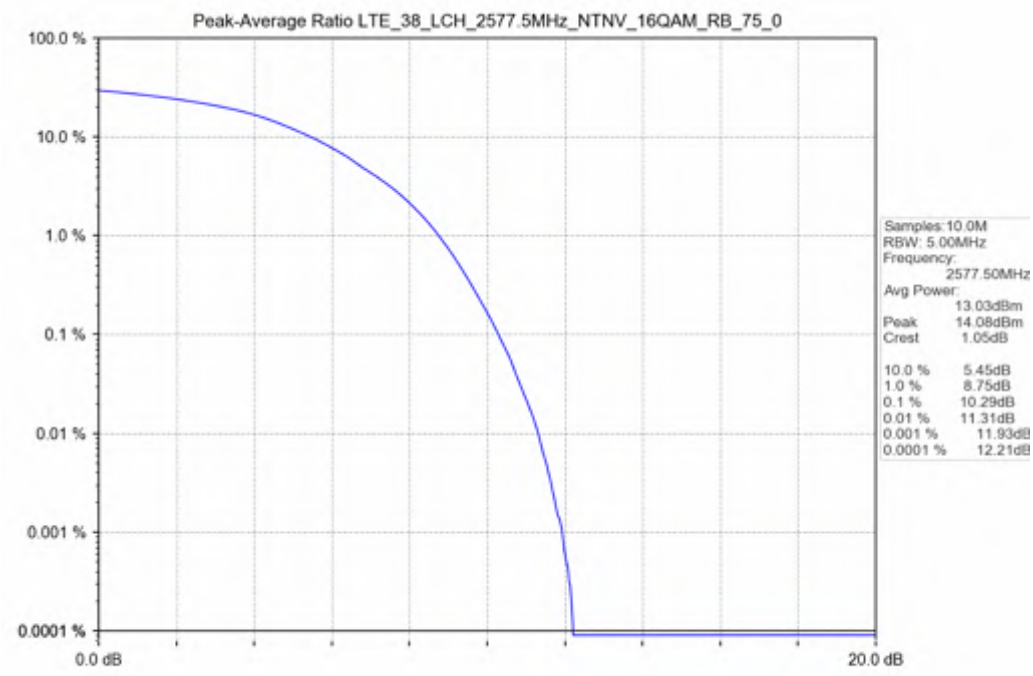

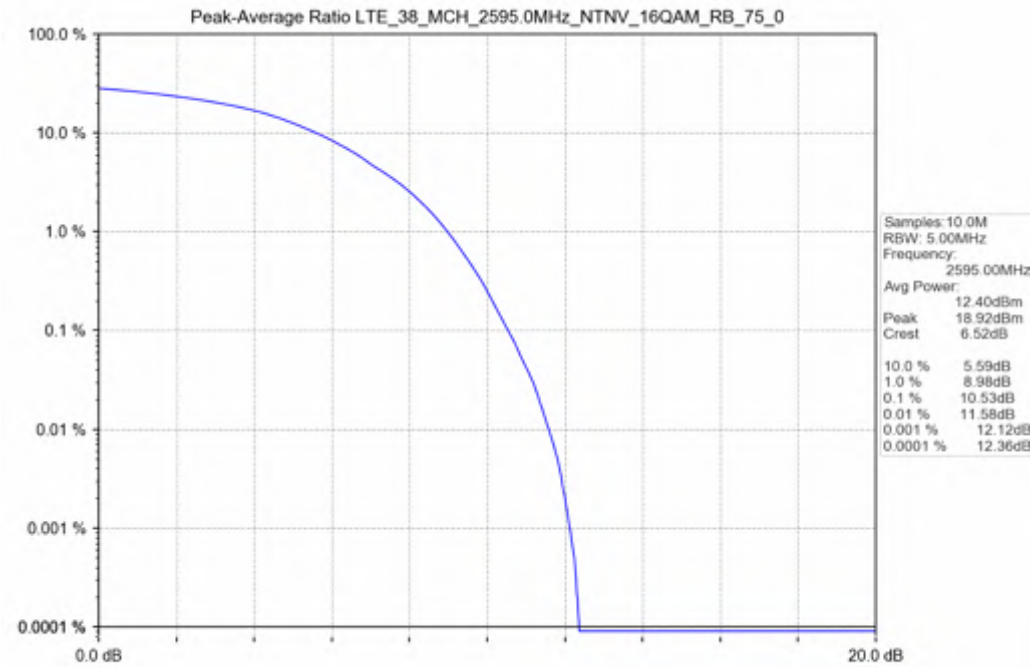
Peak-Average Ratio LTE_38_MCH_2595.0MHz_NTNV_16QAM_RB_75_0
100.0 %
10.0 %
1.0 %
0.1 %
0.01 %
0.001 %
0.0001 %
0.0 dB
20.0 dB
Samples: 10.0M
RBW: 5.00MHz
Frequency:
2595.00MHz
Avg Power:
12.40dBm
Peak 18.92dBm
Crest 6.52dB
10.0 % 5.59dB
1.0 % 8.98dB
0.1 % 10.53dB
0.01 % 11.58dB
0.001 % 12.12dB
0.0001 % 12.36dB

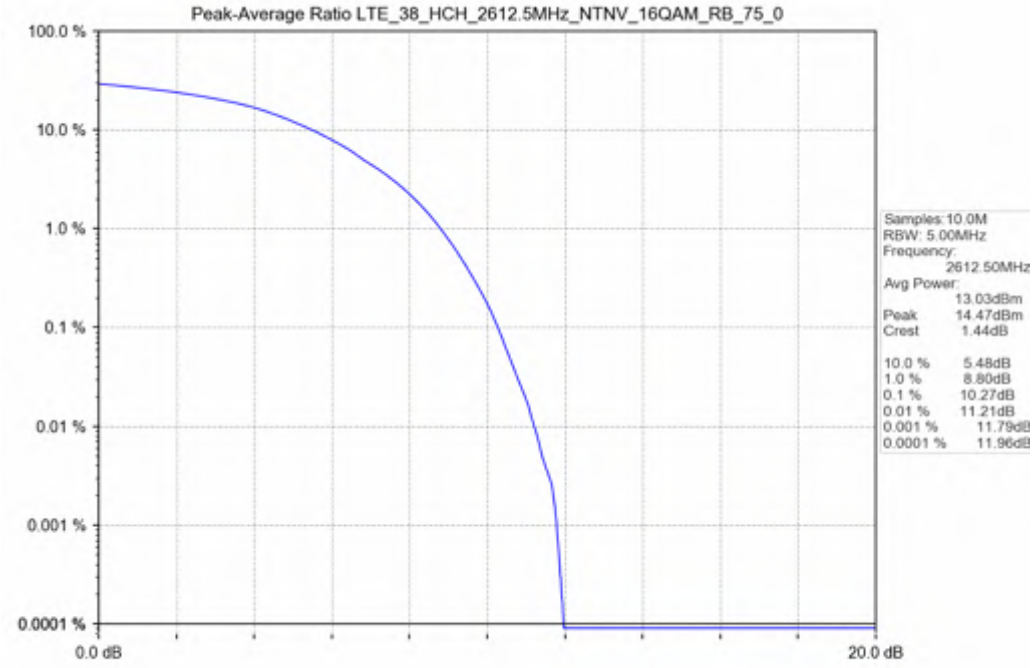
Peak-Average Ratio LTE_38_HCH_2612.5MHz_NTNV_16QAM_RB_75_0
100.0 %
10.0 %
1.0 %
0.1 %
0.01 %
0.001 %
0.0001 %
0.0 dB
20.0 dB
Samples: 10.0M
RBW: 5.00MHz
Frequency:
2612.50MHz
Avg Power:
13.03dBm
Peak 14.47dBm
Crest 1.44dB
10.0 % 5.48dB
1.0 % 8.80dB
0.1 % 10.27dB
0.01 % 11.21dB
0.001 % 11.79dB
0.0001 % 11.96dB

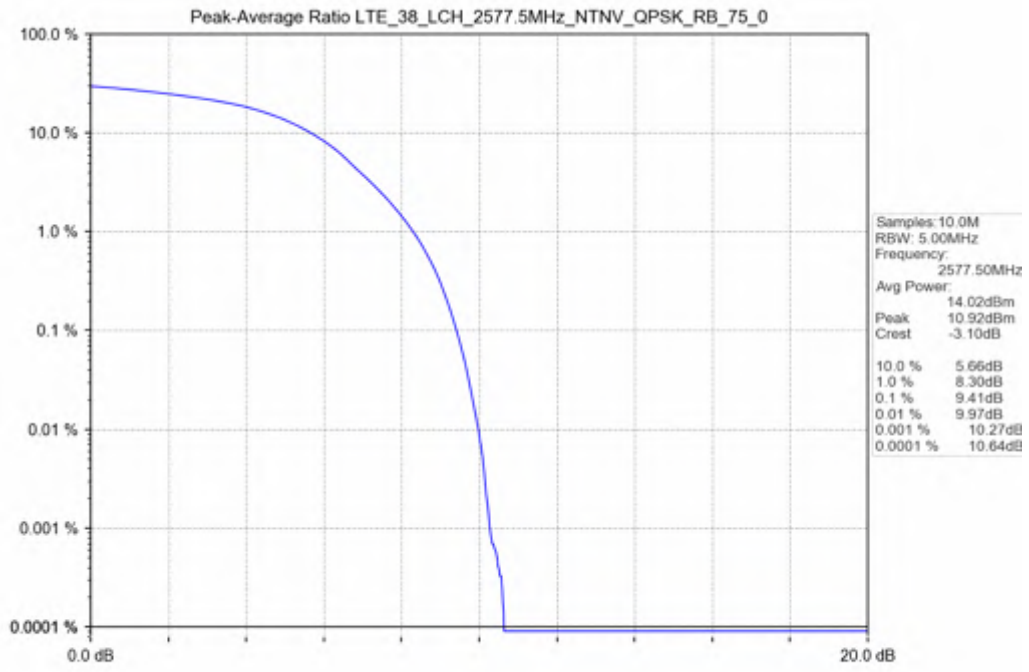
Peak-Average Ratio LTE_38_LCH_2577.5MHz_NTNV_QPSK_RB_75_0
100.0 %
10.0 %
1.0 %
0.1 %
0.01 %
0.001 %
0.0001 %
0.0 dB
20.0 dB
Samples: 10.0M
RBW: 5.00MHz
Frequency:
2577.50MHz
Avg Power:
14.02dBm
Peak 10.92dBm
Crest -3.10dB
10.0 % 5.66dB
1.0 % 8.30dB
0.1 % 9.41dB
0.01 % 9.97dB
0.001 % 10.27dB
0.0001 % 10.64dB

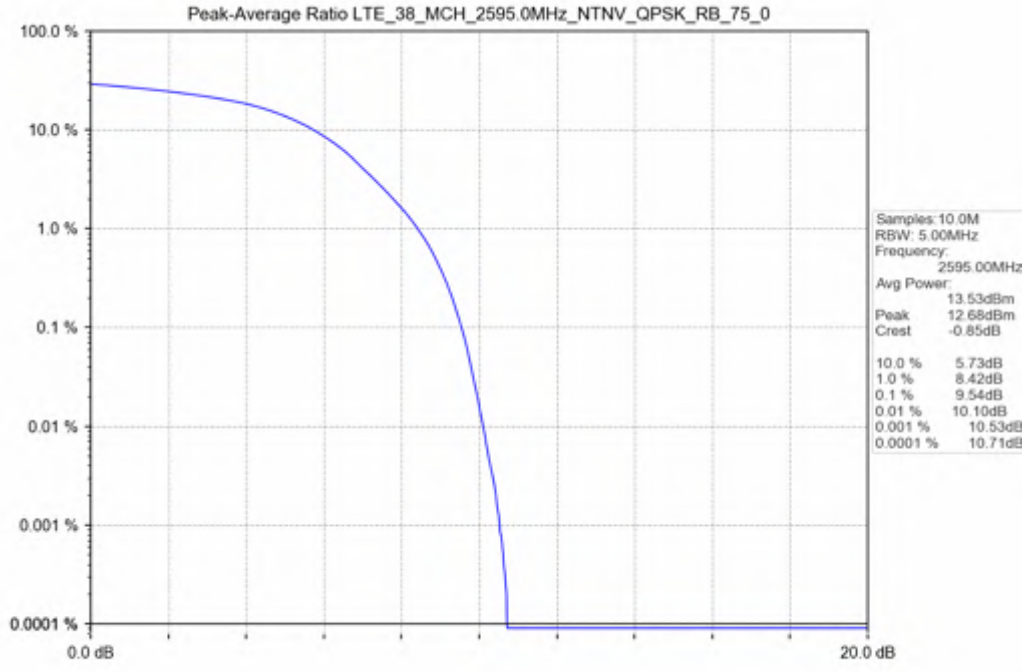
Peak-Average Ratio LTE_38_MCH_2595.0MHz_NTNV_QPSK_RB_75_0
100.0 %
10.0 %
1.0 %
0.1 %
0.01 %
0.001 %
0.0001 %
0.0 dB
20.0 dB
Samples: 10.0M
RBW: 5.00MHz
Frequency:
2595.00MHz
Avg Power:
13.53dBm
Peak 12.68dBm
Crest -0.85dB
10.0 % 5.73dB
1.0 % 8.42dB
0.1 % 9.54dB
0.01 % 10.10dB
0.001 % 10.53dB
0.0001 % 10.71dB

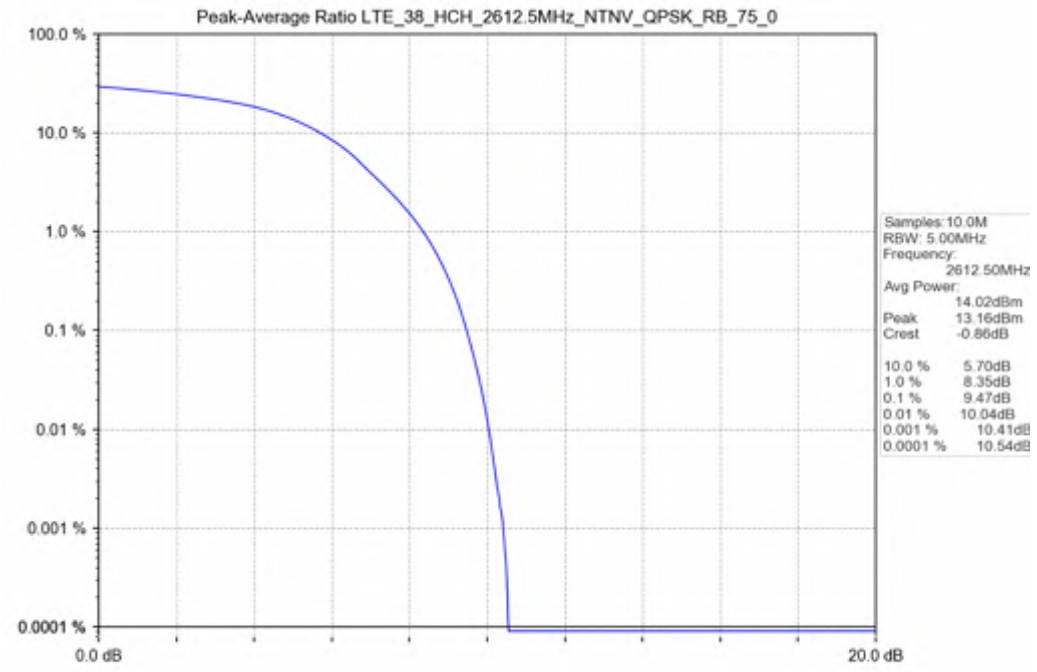

Test Band: 38 _ 20MHz Bandwidth							
Test Mode	RB Allocation		Test result (dB)			Limit (dB)	Verdict
	Size	Offset	LCH	MCH	HCH		
QPSK	100	0	10.13	10.25	9.83	13	PASS
16QAM	100	0	10.55	11.00	10.51	13	PASS

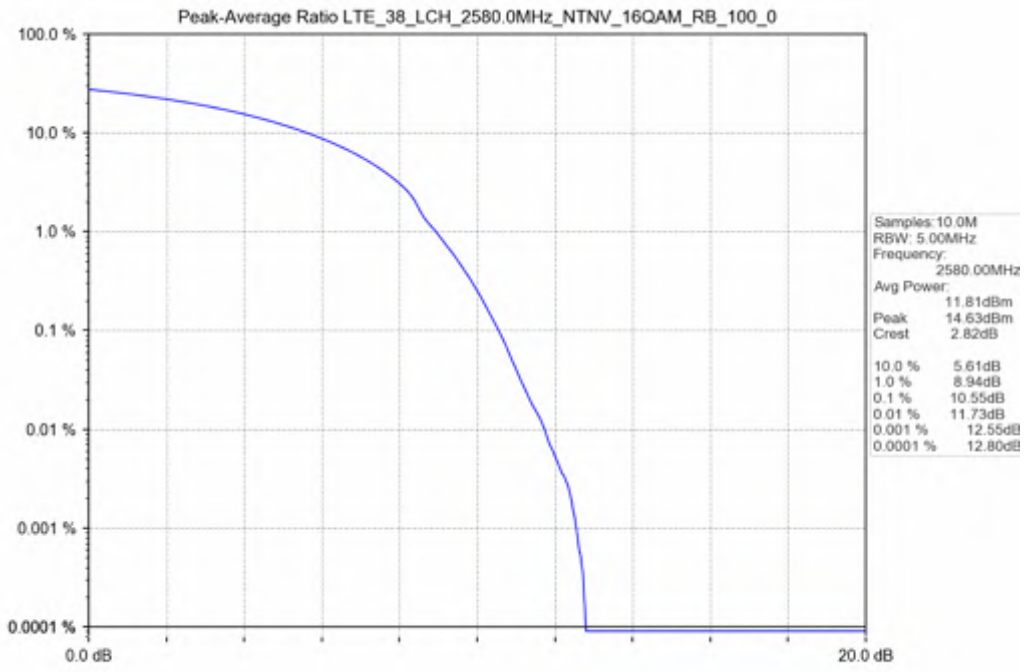
Peak-Average Ratio LTE_38_LCH_2580.0MHz_NTNV_16QAM_RB_100_0
100.0 %
10.0 %
1.0 %
0.1 %
0.01 %
0.001 %
0.0001 %
0.0 dB
20.0 dB
Samples: 10.0M
RBW: 5.00MHz
Frequency:
2580.00MHz
Avg Power:
11.81dBm
Peak 14.63dBm
Crest 2.82dB
10.0 % 5.61dB
1.0 % 8.94dB
0.1 % 10.55dB
0.01 % 11.73dB
0.001 % 12.55dB
0.0001 % 12.80dB

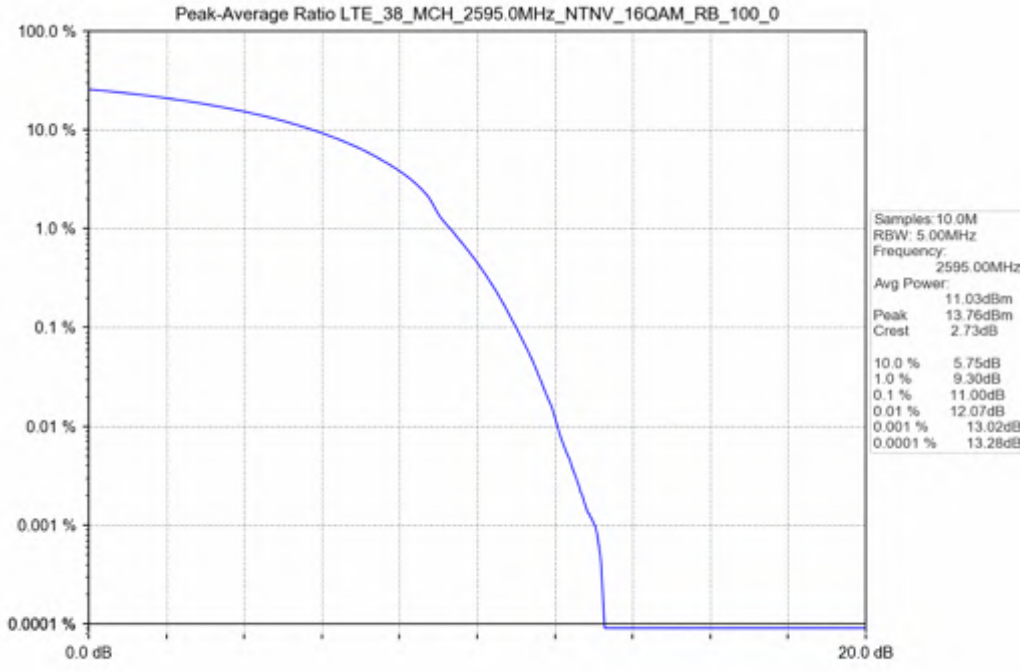
Peak-Average Ratio LTE_38_MCH_2595.0MHz_NTNV_16QAM_RB_100_0
100.0 %
10.0 %
1.0 %
0.1 %
0.01 %
0.001 %
0.0001 %
0.0 dB
20.0 dB
Samples: 10.0M
RBW: 5.00MHz
Frequency:
2595.00MHz
Avg Power:
11.03dBm
Peak 13.76dBm
Crest 2.73dB
10.0 % 5.75dB
1.0 % 9.30dB
0.1 % 11.00dB
0.01 % 12.07dB
0.001 % 13.02dB
0.0001 % 13.28dB

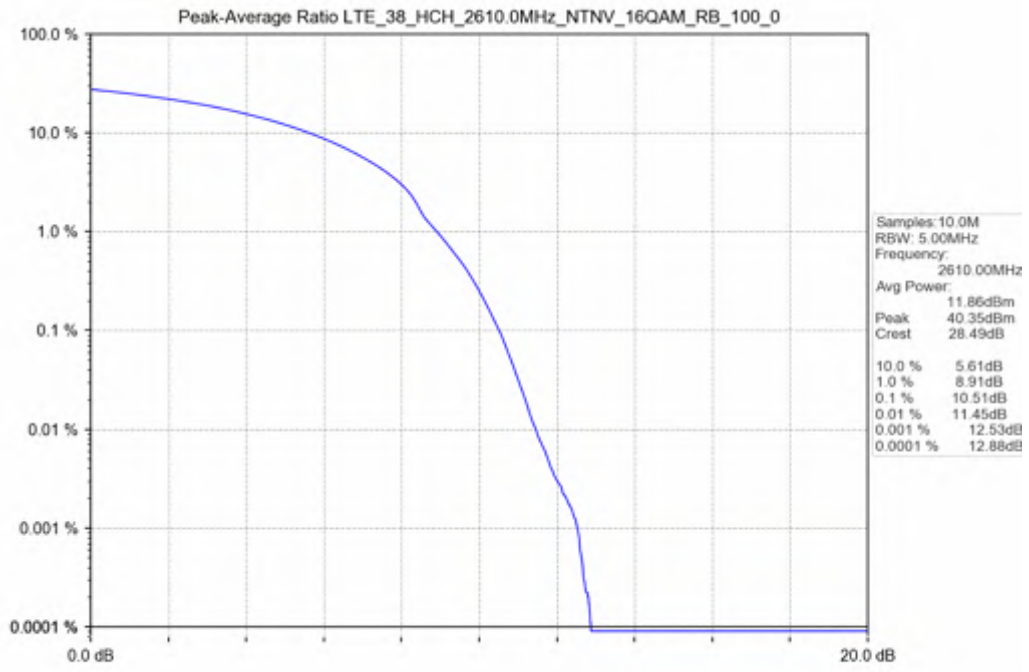
Peak-Average Ratio LTE_38_HCH_2610.0MHz_NTNV_16QAM_RB_100_0
100.0 %
10.0 %
1.0 %
0.1 %
0.01 %
0.001 %
0.0001 %
0.0 dB
20.0 dB
Samples: 10.0M
RBW: 5.00MHz
Frequency:
2610.00MHz
Avg Power:
11.86dBm
Peak 40.35dBm
Crest 28.49dB
10.0 % 5.61dB
1.0 % 8.91dB
0.1 % 10.51dB
0.01 % 11.45dB
0.001 % 12.53dB
0.0001 % 12.88dB

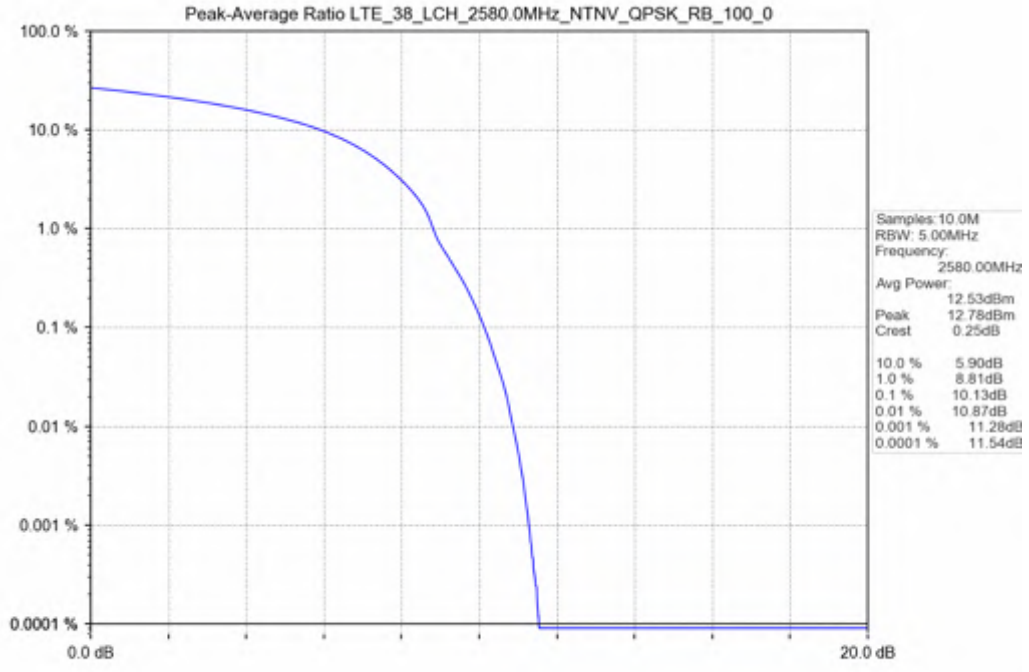
Peak-Average Ratio LTE_38_LCH_2580.0MHz_NTNV_QPSK_RB_100_0
100.0 %
10.0 %
1.0 %
0.1 %
0.01 %
0.001 %
0.0001 %
0.0 dB
20.0 dB
Samples: 10.0M
RBW: 5.00MHz
Frequency:
2580.00MHz
Avg Power:
12.53dBm
Peak 12.78dBm
Crest 0.25dB
10.0 % 5.90dB
1.0 % 8.81dB
0.1 % 10.13dB
0.01 % 10.87dB
0.001 % 11.28dB
0.0001 % 11.54dB

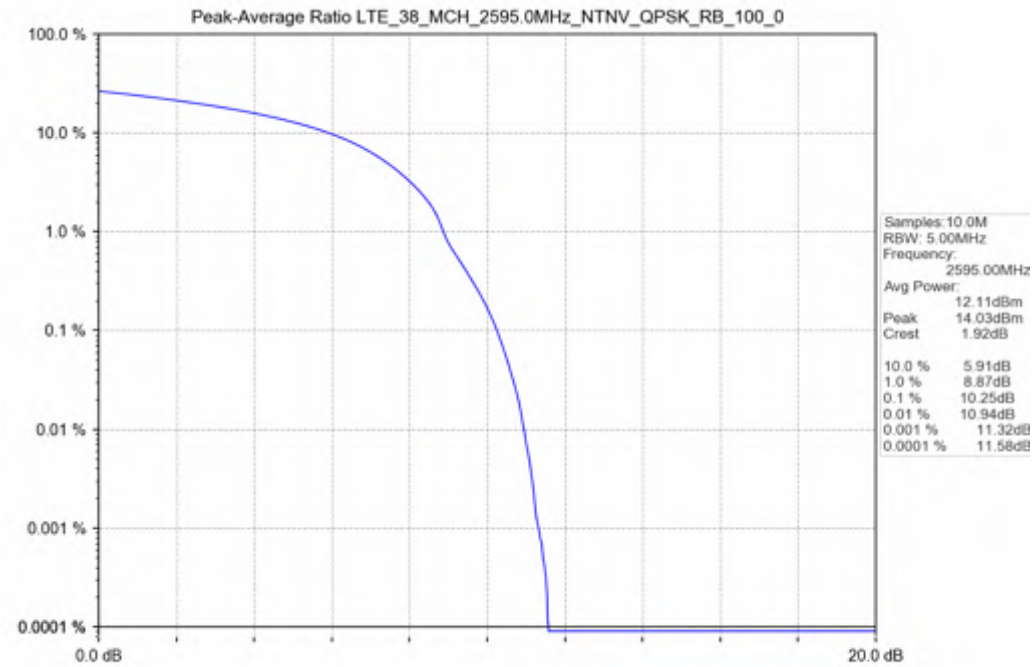
Peak-Average Ratio LTE_38_MCH_2595.0MHz_NTNV_QPSK_RB_100_0
100.0 %
10.0 %
1.0 %
0.1 %
0.01 %
0.001 %
0.0001 %
0.0 dB
20.0 dB
Samples: 10.0M
RBW: 5.00MHz
Frequency:
2595.00MHz
Avg Power:
12.11dBm
Peak 14.03dBm
Crest 1.92dB
10.0 % 5.91dB
1.0 % 8.87dB
0.1 % 10.25dB
0.01 % 10.94dB
0.001 % 11.32dB
0.0001 % 11.58dB

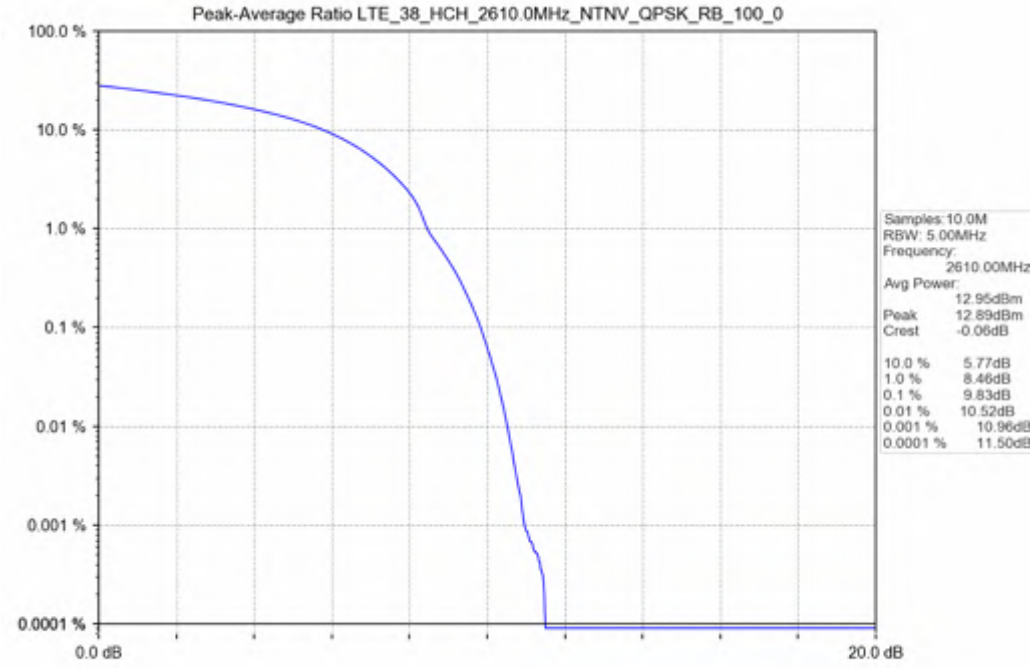
Peak-Average Ratio LTE_38_HCH_2610.0MHz_NTNV_QPSK_RB_100_0
100.0 %
10.0 %
1.0 %
0.1 %
0.01 %
0.001 %
0.0001 %
0.0 dB
20.0 dB
Samples: 10.0M
RBW: 5.00MHz
Frequency:
2610.00MHz
Avg Power:
12.95dBm
Peak 12.89dBm
Crest -0.06dB
10.0 % 5.77dB
1.0 % 8.46dB
0.1 % 9.83dB
0.01 % 10.52dB
0.001 % 10.96dB
0.0001 % 11.50dB

Band 40a

Test Band: 40a _ 5MHz Bandwidth							
Test Mode	RB Allocation		Test result (dB)			Limit (dB)	Verdict
	Size	Offset	LCH	MCH	HCH		
QPSK	25	0	9.13	8.98	9.18	13	PASS
16QAM	25	0	9.63	9.79	9.77	13	PASS

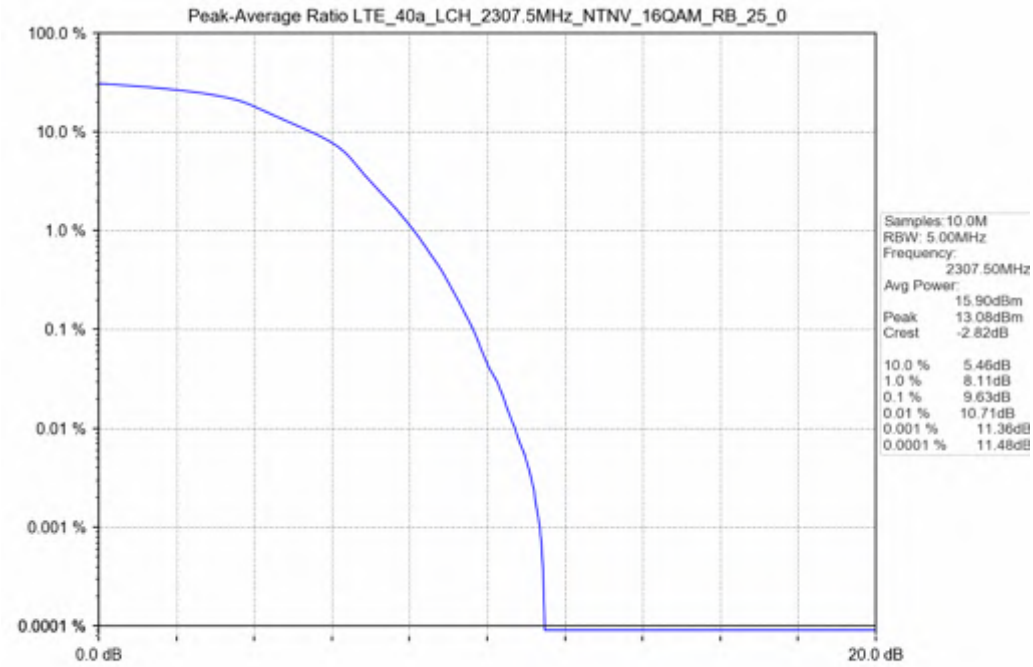

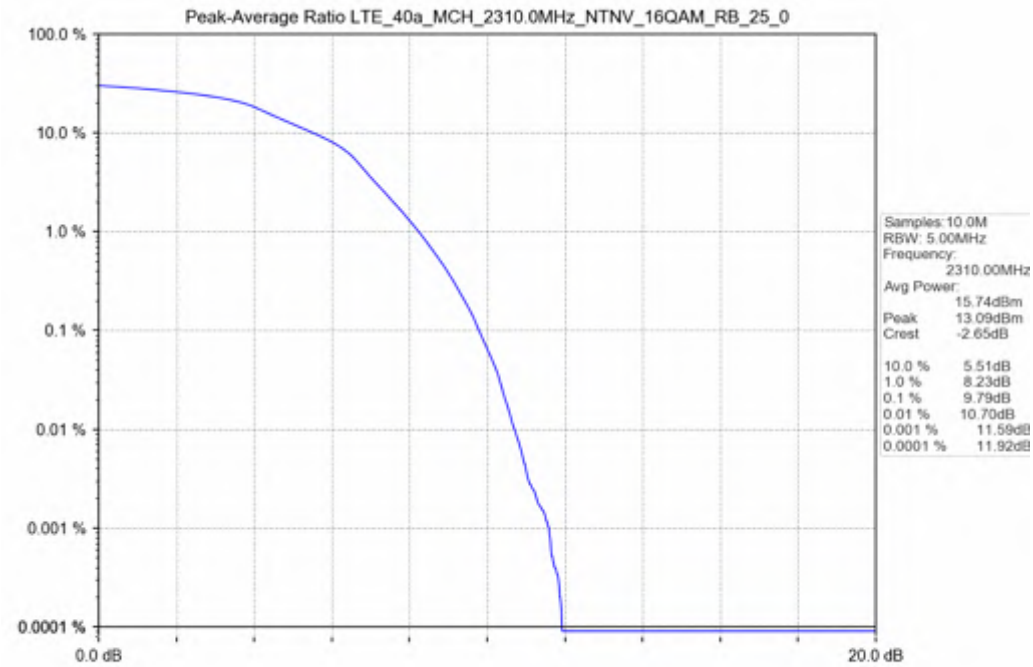
Peak-Average Ratio LTE_40a_MCH_2310.0MHz_NTNV_16QAM_RB_25_0
100.0 %
10.0 %
1.0 %
0.1 %
0.01 %
0.001 %
0.0001 %
0.0 dB
20.0 dB
Samples: 10.0M
RBW: 5.00MHz
Frequency:
2310.00MHz
Avg Power:
15.74dBm
Peak 13.09dBm
Crest -2.65dB
10.0 % 5.51dB
1.0 % 8.23dB
0.1 % 9.79dB
0.01 % 10.70dB
0.001 % 11.59dB
0.0001 % 11.92dB

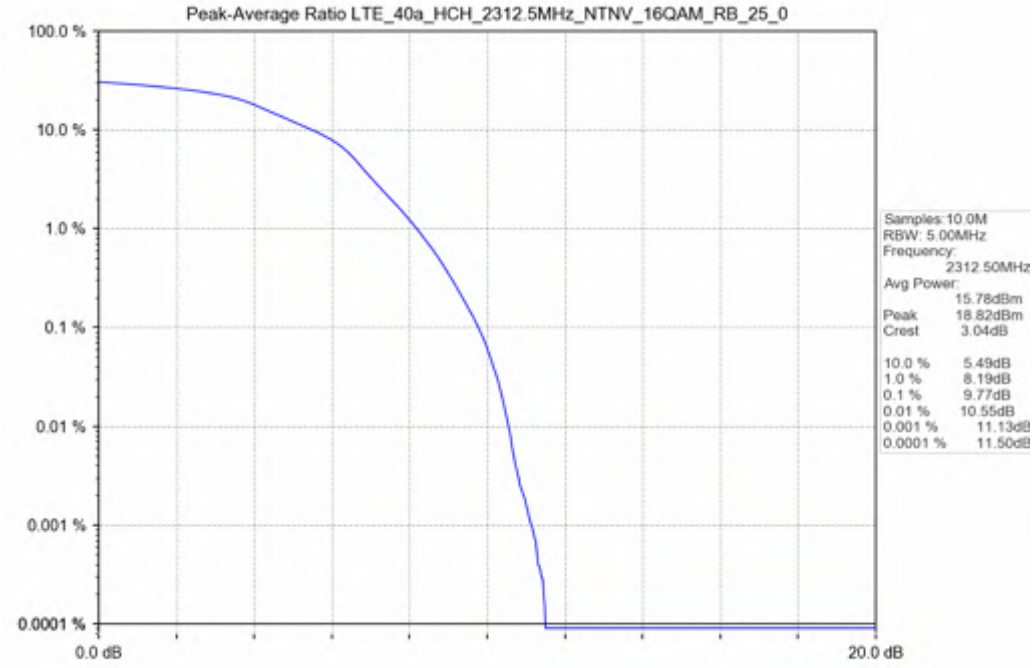
Peak-Average Ratio LTE_40a_HCH_2312.5MHz_NTNV_16QAM_RB_25_0
100.0 %
10.0 %
1.0 %
0.1 %
0.01 %
0.001 %
0.0001 %
0.0 dB
20.0 dB
Samples: 10.0M
RBW: 5.00MHz
Frequency:
2312.50MHz
Avg Power:
15.78dBm
Peak 18.82dBm
Crest 3.04dB
10.0 % 5.49dB
1.0 % 8.19dB
0.1 % 9.77dB
0.01 % 10.55dB
0.001 % 11.13dB
0.0001 % 11.50dB

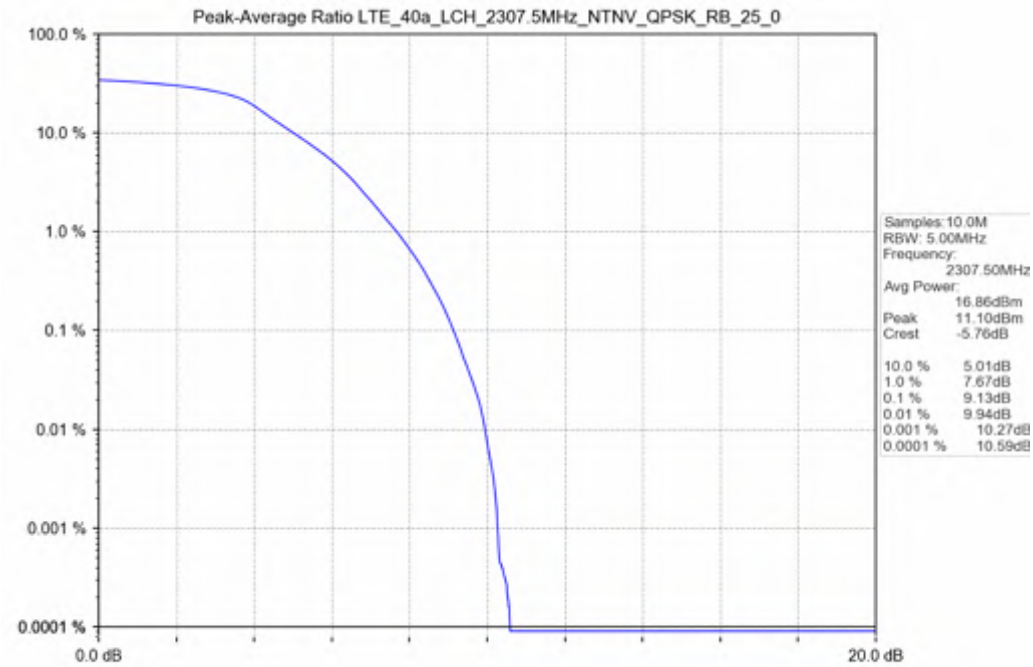
Peak-Average Ratio LTE_40a_LCH_2307.5MHz_NTNV_QPSK_RB_25_0
100.0 %
10.0 %
1.0 %
0.1 %
0.01 %
0.001 %
0.0001 %
0.0 dB
20.0 dB
Samples: 10.0M
RBW: 5.00MHz
Frequency:
2307.50MHz
Avg Power:
16.86dBm
Peak 11.10dBm
Crest -5.76dB
10.0 % 5.01dB
1.0 % 7.67dB
0.1 % 9.13dB
0.01 % 9.94dB
0.001 % 10.27dB
0.0001 % 10.59dB

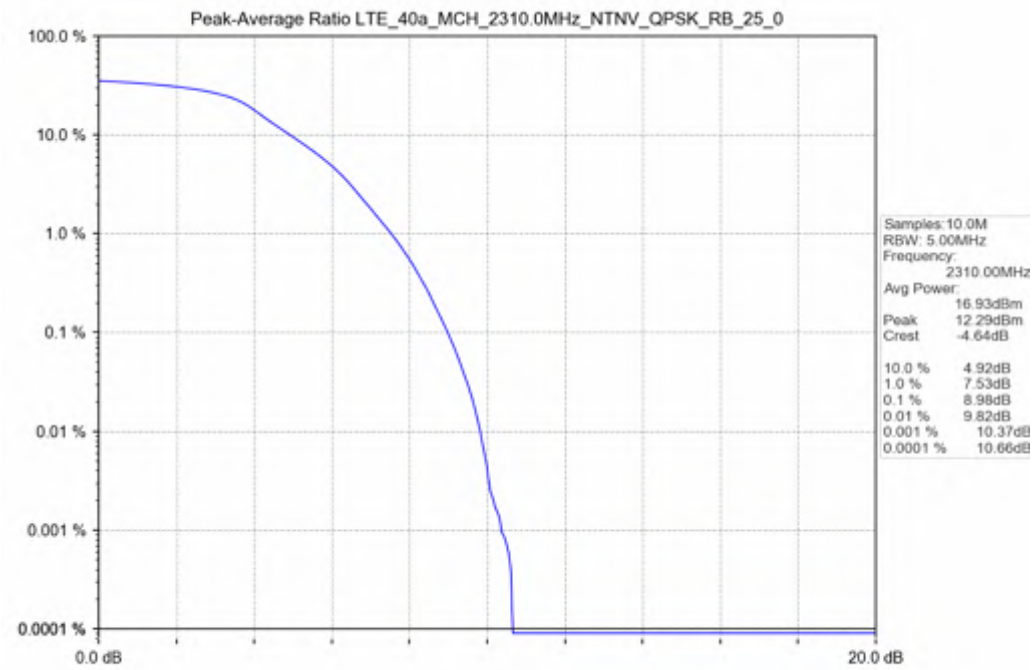
Peak-Average Ratio LTE_40a_MCH_2310.0MHz_NTNV_QPSK_RB_25_0
100.0 %
10.0 %
1.0 %
0.1 %
0.01 %
0.001 %
0.0001 %
0.0 dB
20.0 dB
Samples: 10.0M
RBW: 5.00MHz
Frequency:
2310.00MHz
Avg Power:
16.93dBm
Peak 12.29dBm
Crest -4.64dB
10.0 % 4.92dB
1.0 % 7.53dB
0.1 % 8.98dB
0.01 % 9.82dB
0.001 % 10.37dB
0.0001 % 10.66dB

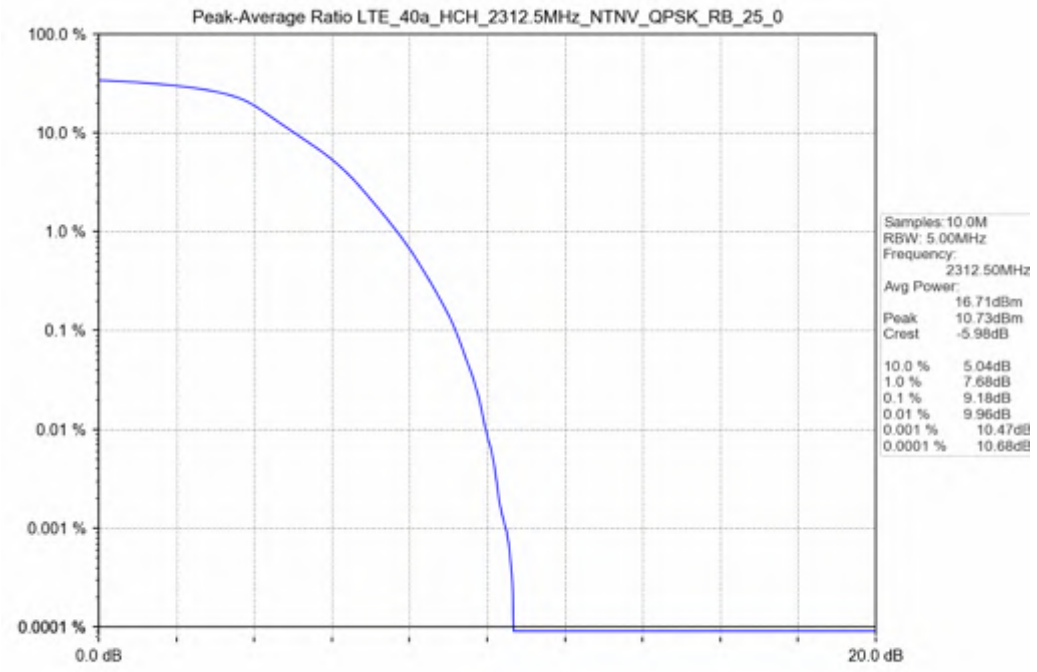

Test Band: 40a _ 10MHz Bandwidth							
Test Mode	RB Allocation		Test result (dB)			Limit (dB)	Verdict
	Size	Offset	LCH	MCH	HCH		
QPSK	50	0	/	8.42	/	13	PASS
16QAM	50	0	/	9.85	/	13	PASS

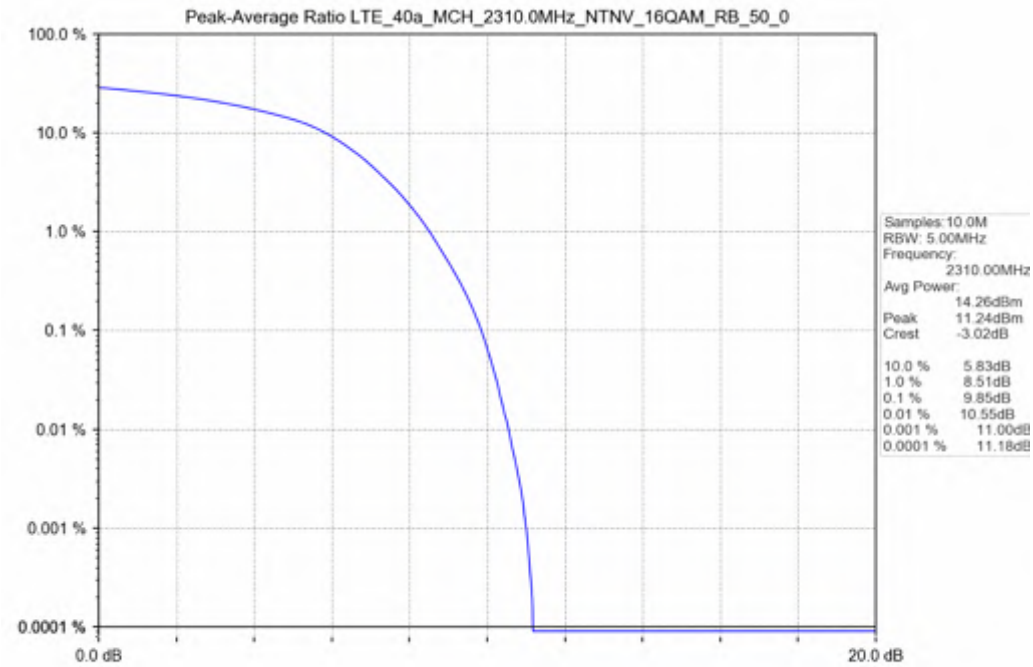
Peak-Average Ratio LTE_40a_MCH_2310.0MHz_NTNV_16QAM_RB_50_0
100.0 %
10.0 %
1.0 %
0.1 %
0.01 %
0.001 %
0.0001 %
0.0 dB
20.0 dB
Samples: 10.0M
RBW: 5.00MHz
Frequency:
2310.00MHz
Avg Power:
14.26dBm
Peak 11.24dBm
Crest -3.02dB
10.0 % 5.83dB
1.0 % 8.51dB
0.1 % 9.85dB
0.01 % 10.55dB
0.001 % 11.00dB
0.0001 % 11.18dB

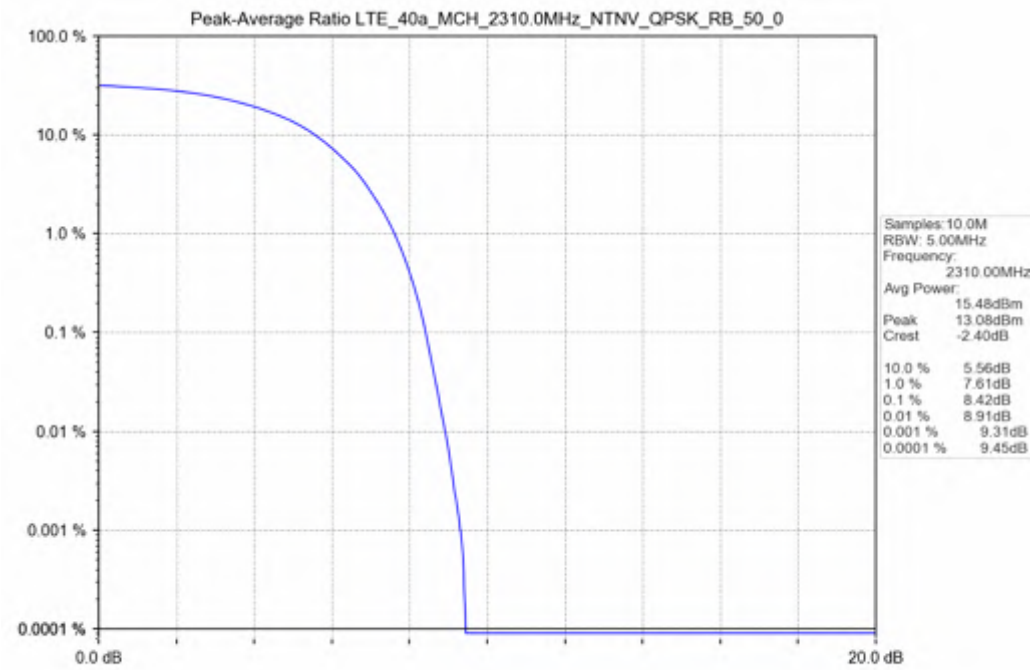
Peak-Average Ratio LTE_40a_MCH_2310.0MHz_NTNV_QPSK_RB_50_0
100.0 %
10.0 %
1.0 %
0.1 %
0.01 %
0.001 %
0.0001 %
0.0 dB
20.0 dB
Samples: 10.0M
RBW: 5.00MHz
Frequency:
2310.00MHz
Avg Power:
15.48dBm
Peak 13.08dBm
Crest -2.40dB
10.0 % 5.56dB
1.0 % 7.61dB
0.1 % 8.42dB
0.01 % 8.91dB
0.001 % 9.31dB
0.0001 % 9.45dB

Band 40b

Test Band: 40b _ 5MHz Bandwidth							
Test Mode	RB Allocation		Test result (dB)			Limit (dB)	Verdict
	Size	Offset	LCH	MCH	HCH		
QPSK	25	0	8.83	8.68	8.71	13	PASS
16QAM	25	0	9.28	9.31	9.39	13	PASS

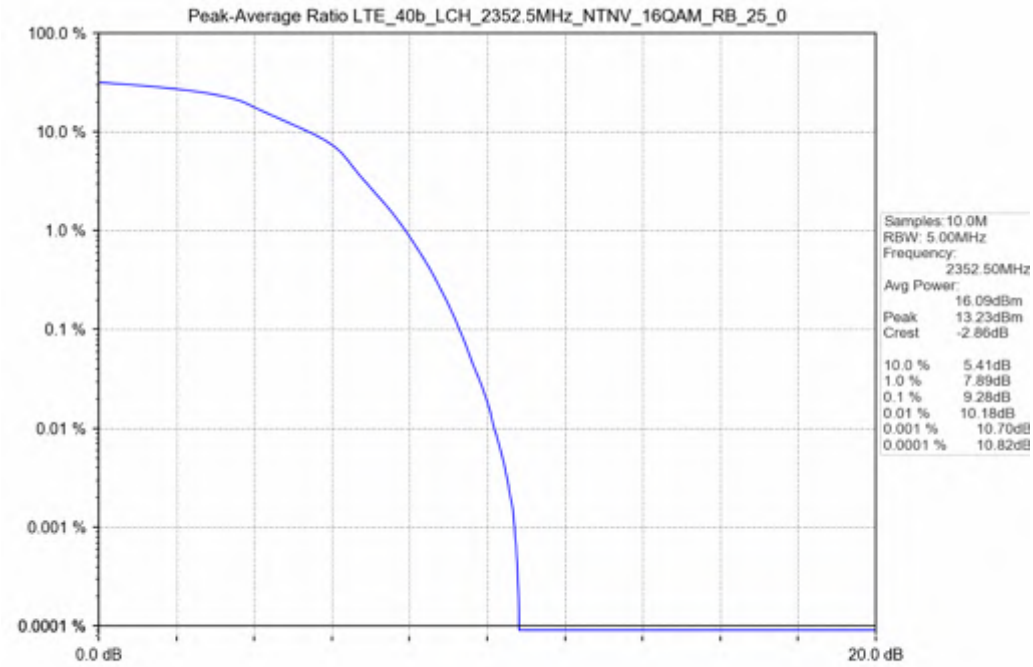

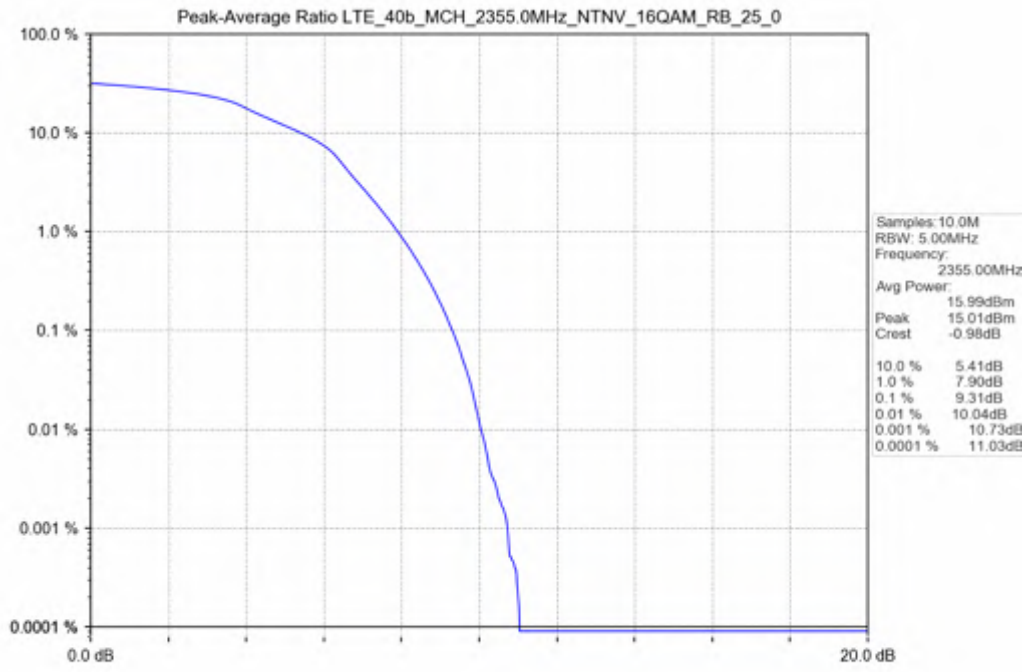
Peak-Average Ratio LTE_40b_MCH_2355.0MHz_NTNV_16QAM_RB_25_0
100.0 %
10.0 %
1.0 %
0.1 %
0.01 %
0.001 %
0.0001 %
0.0 dB
20.0 dB
Samples: 10.0M
RBW: 5.00MHz
Frequency:
2355.00MHz
Avg Power:
15.99dBm
Peak 15.01dBm
Crest -0.98dB
10.0 % 5.41dB
1.0 % 7.90dB
0.1 % 9.31dB
0.01 % 10.04dB
0.001 % 10.73dB
0.0001 % 11.03dB

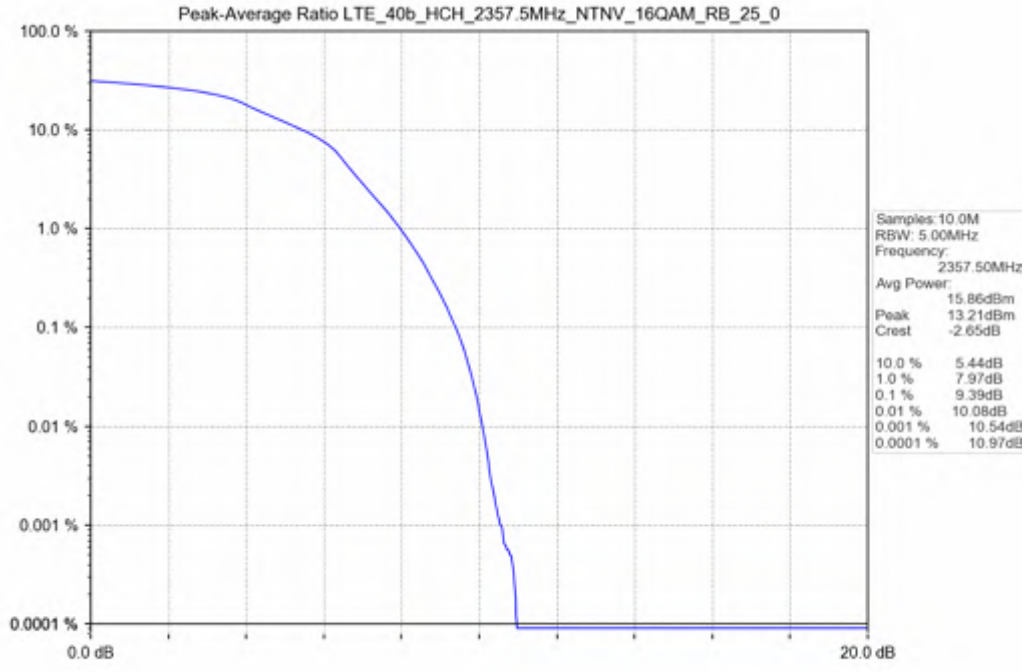
Peak-Average Ratio LTE_40b_HCH_2357.5MHz_NTNV_16QAM_RB_25_0
100.0 %
10.0 %
1.0 %
0.1 %
0.01 %
0.001 %
0.0001 %
0.0 dB
20.0 dB
Samples: 10.0M
RBW: 5.00MHz
Frequency:
2357.50MHz
Avg Power:
15.86dBm
Peak 13.21dBm
Crest -2.65dB
10.0 % 5.44dB
1.0 % 7.97dB
0.1 % 9.39dB
0.01 % 10.08dB
0.001 % 10.54dB
0.0001 % 10.97dB

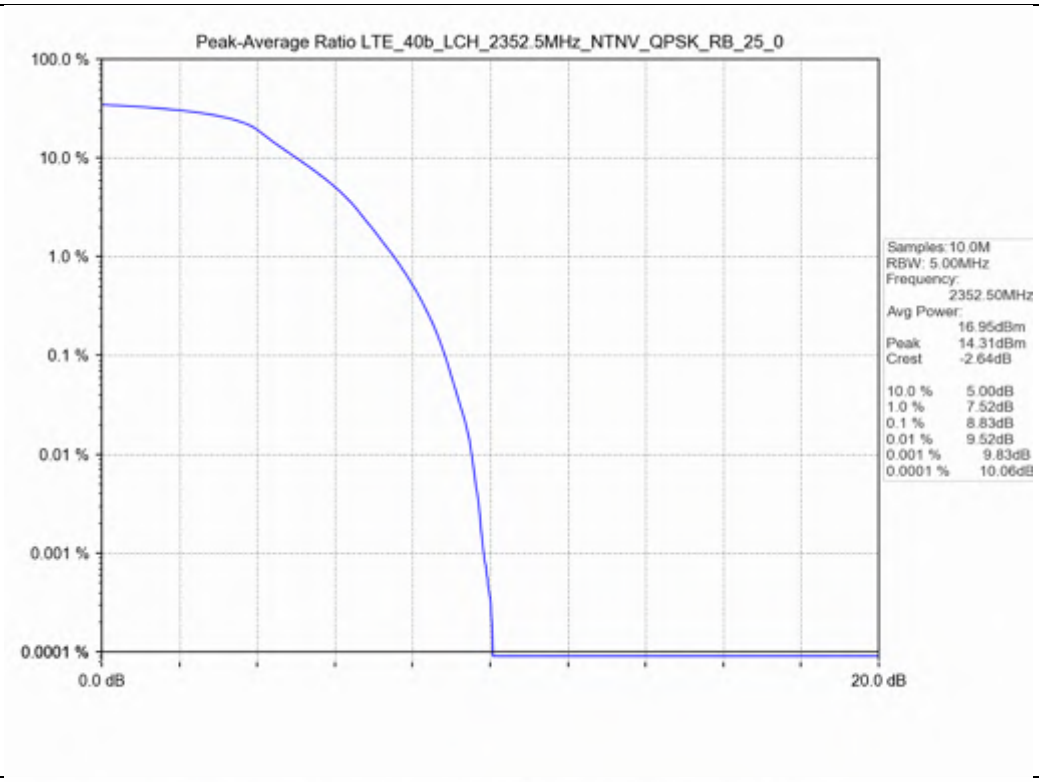
Peak-Average Ratio LTE_40b_LCH_2352.5MHz_NTNV_QPSK_RB_25_0
100.0 %
10.0 %
1.0 %
0.1 %
0.01 %
0.001 %
0.0001 %
0.0 dB
20.0 dB
Samples: 10.0M
RBW: 5.00MHz
Frequency:
2352.50MHz
Avg Power:
16.95dBm
Peak 14.31dBm
Crest -2.64dB
10.0 % 5.00dB
1.0 % 7.52dB
0.1 % 8.83dB
0.01 % 9.52dB
0.001 % 9.83dB
0.0001 % 10.06dB

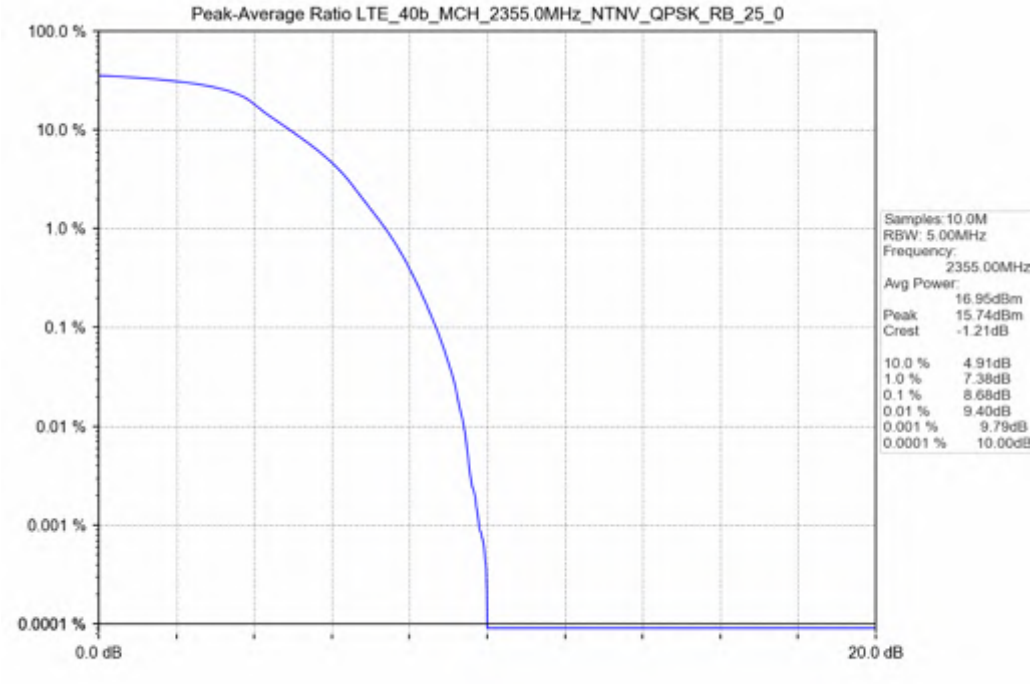
Peak-Average Ratio LTE_40b_MCH_2355.0MHz_NTNV_QPSK_RB_25_0
100.0 %
10.0 %
1.0 %
0.1 %
0.01 %
0.001 %
0.0001 %
0.0 dB
20.0 dB
Samples: 10.0M
RBW: 5.00MHz
Frequency:
2355.00MHz
Avg Power:
16.95dBm
Peak 15.74dBm
Crest -1.21dB
10.0 % 4.91dB
1.0 % 7.38dB
0.1 % 8.68dB
0.01 % 9.40dB
0.001 % 9.79dB
0.0001 % 10.00dB

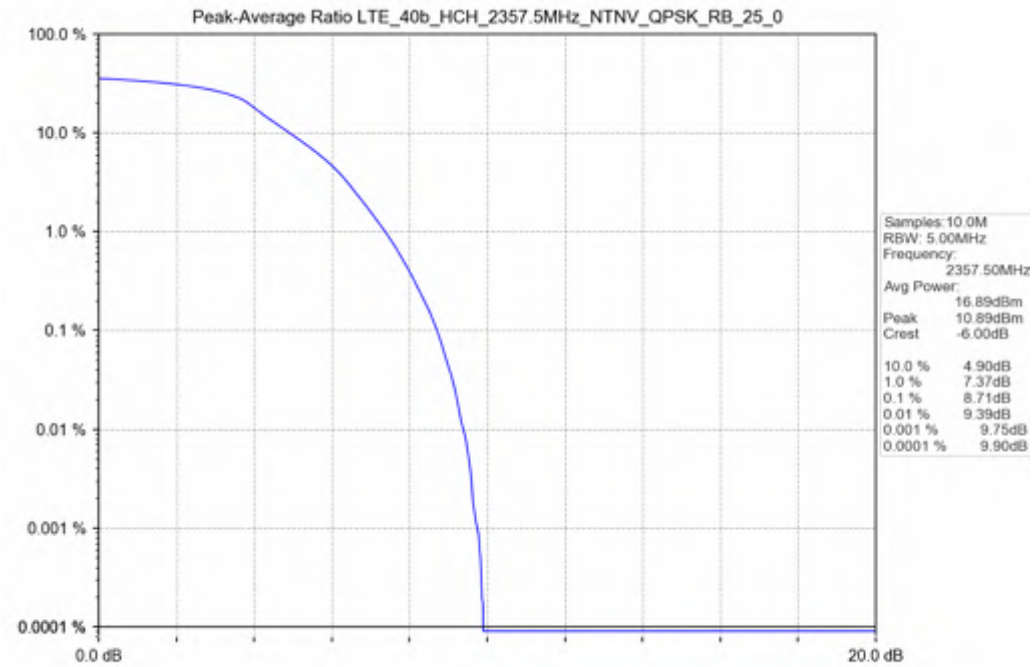

Test Band: 40b _ 10MHz Bandwidth							
Test Mode	RB Allocation		Test result (dB)			Limit (dB)	Verdict
	Size	Offset	LCH	MCH	HCH		
QPSK	50	0	/	8.36	/	13	PASS
16QAM	50	0	/	9.43	/	13	PASS

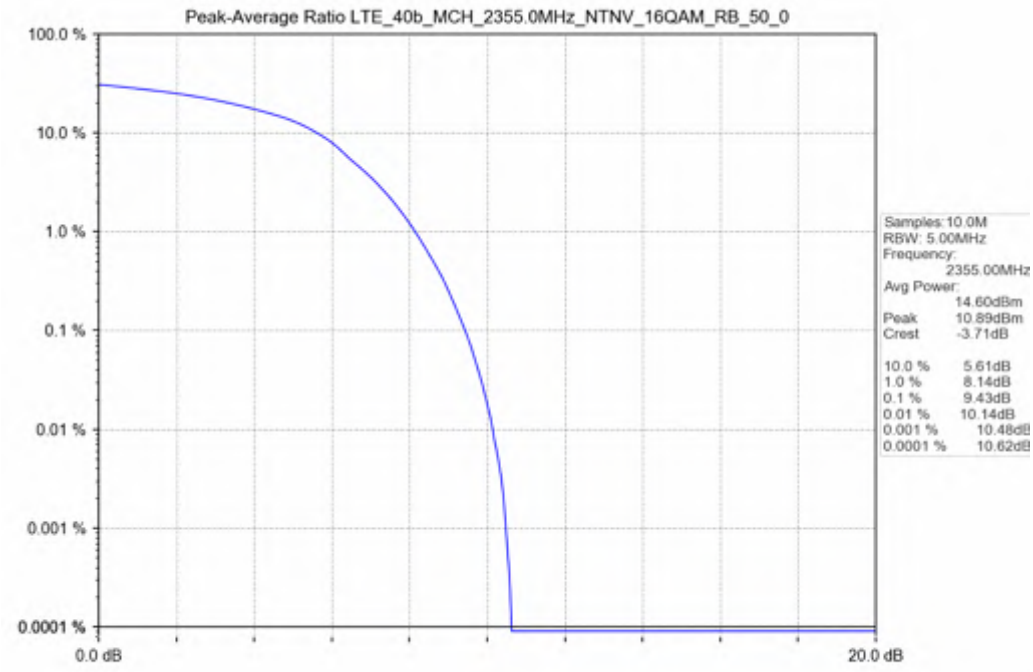
Peak-Average Ratio LTE_40b_MCH_2355.0MHz_NTNV_16QAM_RB_50_0
100.0 %
10.0 %
1.0 %
0.1 %
0.01 %
0.001 %
0.0001 %
0.0 dB
20.0 dB
Samples: 10.0M
RBW: 5.00MHz
Frequency:
2355.00MHz
Avg Power:
14.60dBm
Peak 10.89dBm
Crest -3.71dB
10.0 % 5.61dB
1.0 % 8.14dB
0.1 % 9.43dB
0.01 % 10.14dB
0.001 % 10.48dB
0.0001 % 10.62dB

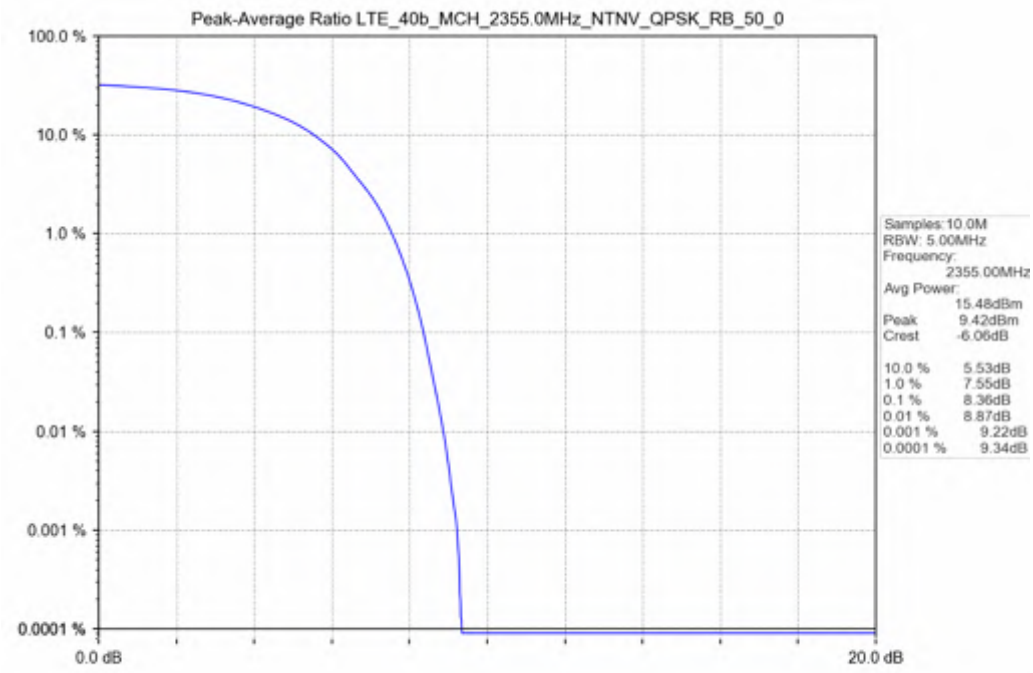
Peak-Average Ratio LTE_40b_MCH_2355.0MHz_NTNV_QPSK_RB_50_0
100.0 %
10.0 %
1.0 %
0.1 %
0.01 %
0.001 %
0.0001 %
0.0 dB
20.0 dB
Samples: 10.0M
RBW: 5.00MHz
Frequency:
2355.00MHz
Avg Power:
15.48dBm
Peak 9.42dBm
Crest -6.06dB
10.0 % 5.53dB
1.0 % 7.55dB
0.1 % 8.36dB
0.01 % 8.87dB
0.001 % 9.22dB
0.0001 % 9.34dB

Band 41

Test Band: 41 _ 5MHz Bandwidth							
Test Mode	RB Allocation		Test result (dB)			Limit (dB)	Verdict
	Size	Offset	LCH	MCH	HCH		
QPSK	25	0	8.86	9.07	8.79	13	PASS
16QAM	25	0	9.34	9.92	9.39	13	PASS

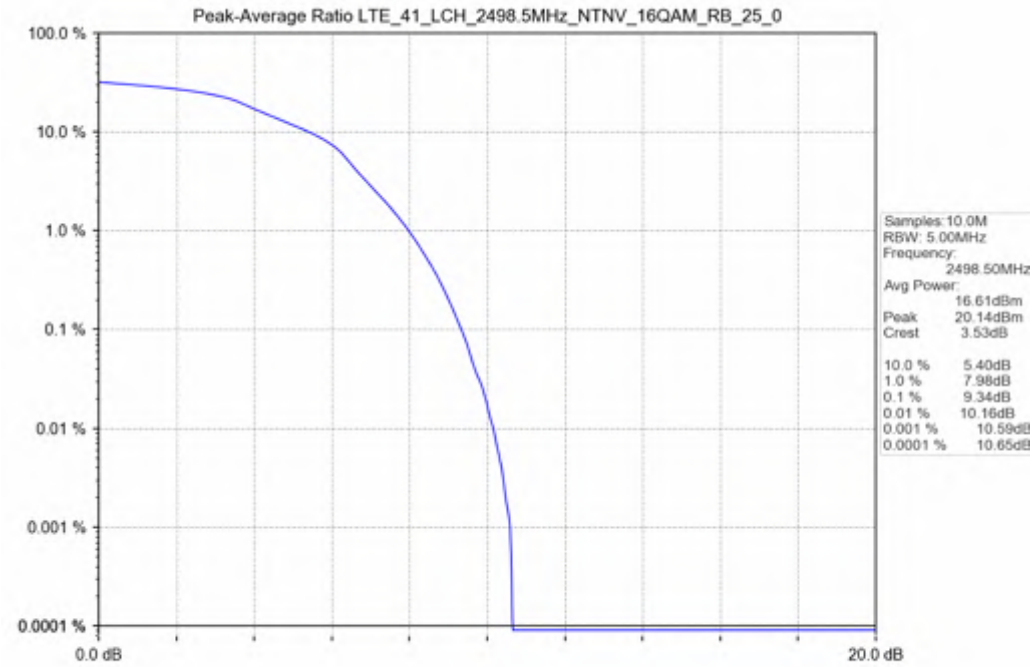

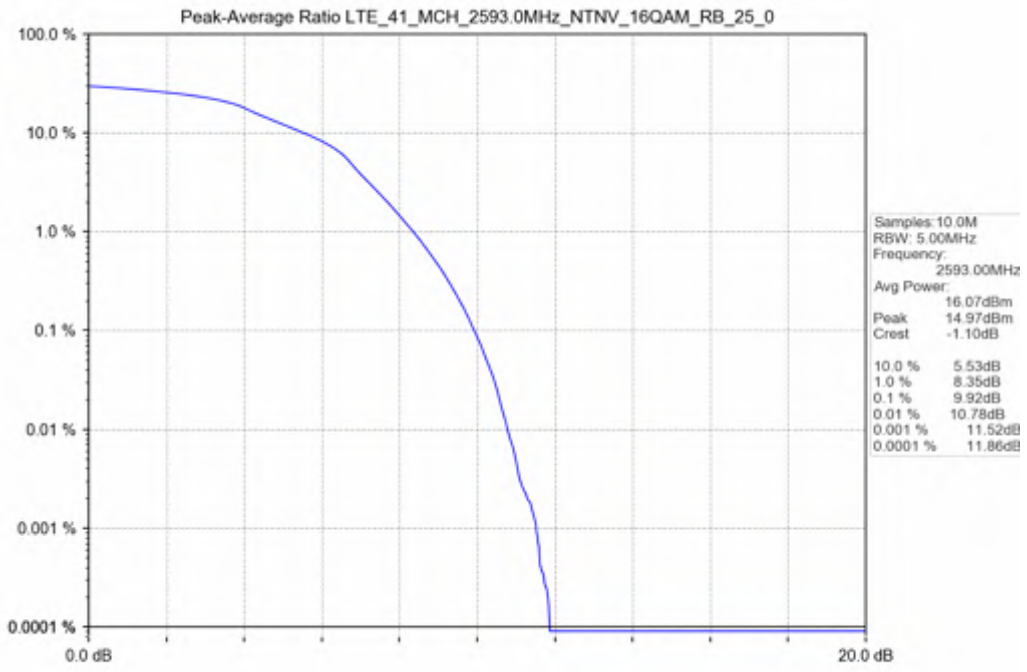
Peak-Average Ratio LTE_41_MCH_2593.0MHz_NTNV_16QAM_RB_25_0
100.0 %
10.0 %
1.0 %
0.1 %
0.01 %
0.001 %
0.0001 %
0.0 dB
20.0 dB
Samples: 10.0M
RBW: 5.00MHz
Frequency:
2593.00MHz
Avg Power:
16.07dBm
Peak 14.97dBm
Crest -1.10dB
10.0 % 5.53dB
1.0 % 8.35dB
0.1 % 9.92dB
0.01 % 10.78dB
0.001 % 11.52dB
0.0001 % 11.86dB

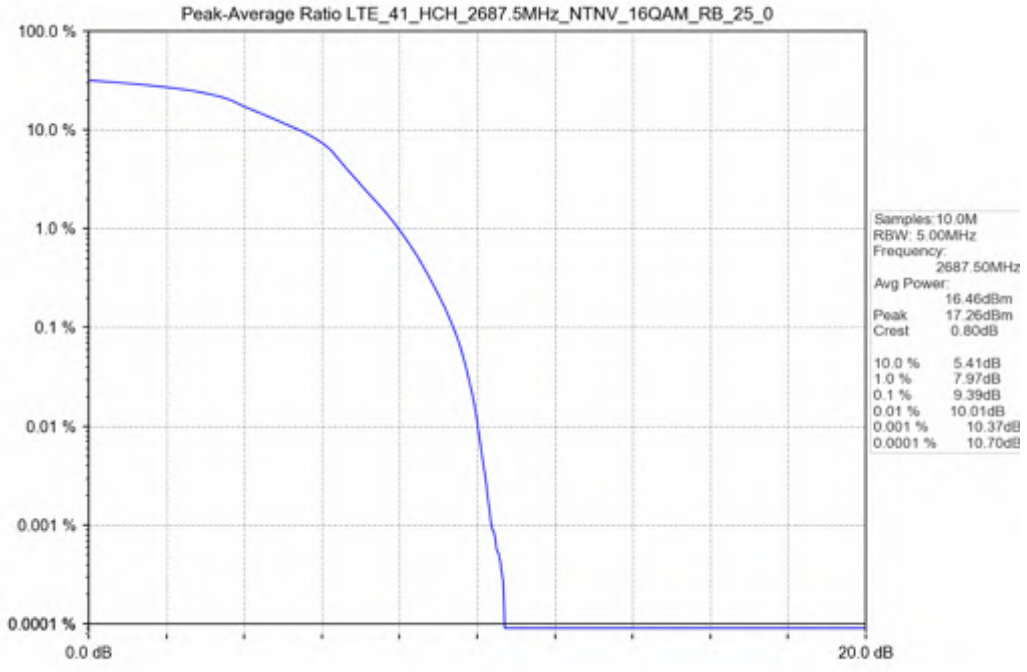
Peak-Average Ratio LTE_41_HCH_2687.5MHz_NTNV_16QAM_RB_25_0
100.0 %
10.0 %
1.0 %
0.1 %
0.01 %
0.001 %
0.0001 %
0.0 dB
20.0 dB
Samples: 10.0M
RBW: 5.00MHz
Frequency:
2687.50MHz
Avg Power:
16.46dBm
Peak 17.26dBm
Crest 0.80dB
10.0 % 5.41dB
1.0 % 7.97dB
0.1 % 9.39dB
0.01 % 10.01dB
0.001 % 10.37dB
0.0001 % 10.70dB

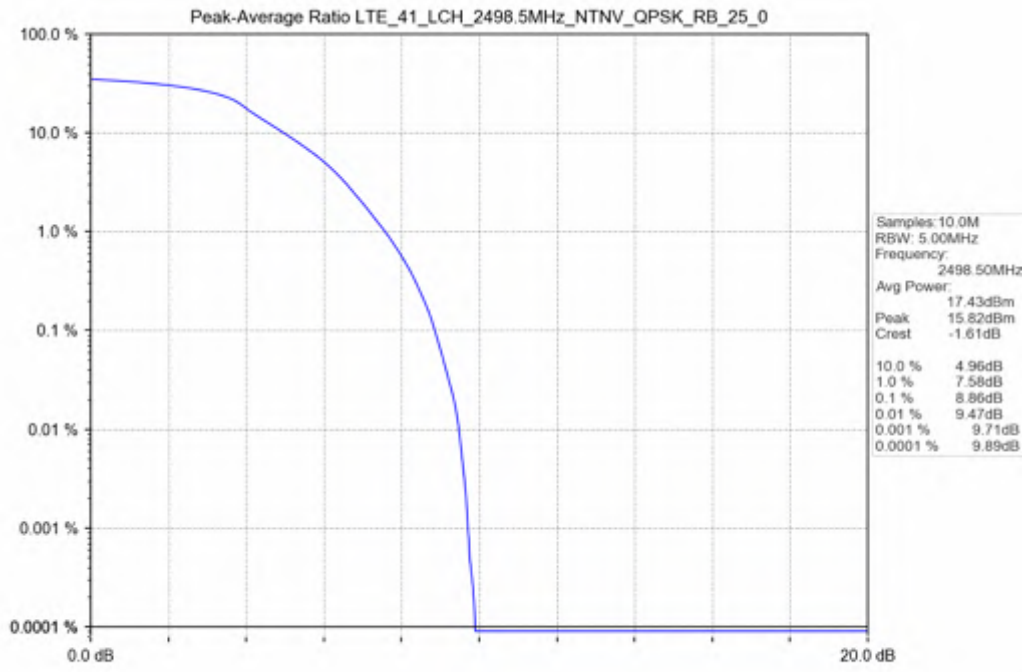
Peak-Average Ratio LTE_41_LCH_2498.5MHz_NTNV_QPSK_RB_25_0
100.0 %
10.0 %
1.0 %
0.1 %
0.01 %
0.001 %
0.0001 %
0.0 dB
20.0 dB
Samples: 10.0M
RBW: 5.00MHz
Frequency:
2498.50MHz
Avg Power:
17.43dBm
Peak 15.82dBm
Crest -1.61dB
10.0 % 4.96dB
1.0 % 7.58dB
0.1 % 8.86dB
0.01 % 9.47dB
0.001 % 9.71dB
0.0001 % 9.89dB

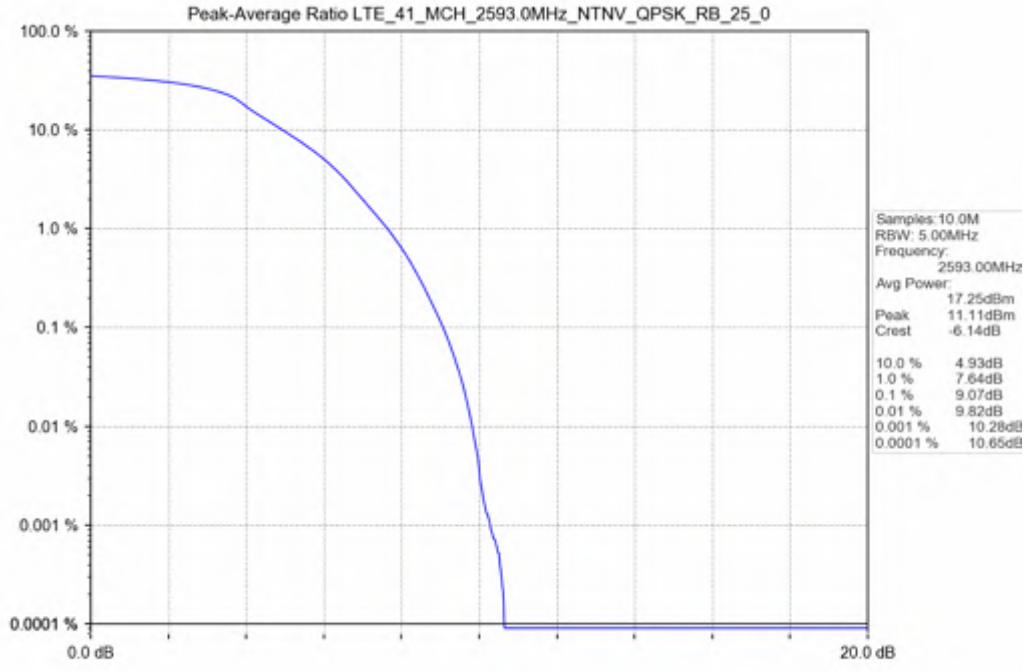
Peak-Average Ratio LTE_41_MCH_2593.0MHz_NTNV_QPSK_RB_25_0
100.0 %
10.0 %
1.0 %
0.1 %
0.01 %
0.001 %
0.0001 %
0.0 dB
20.0 dB
Samples: 10.0M
RBW: 5.00MHz
Frequency:
2593.00MHz
Avg Power:
17.25dBm
Peak 11.11dBm
Crest -6.14dB
10.0 % 4.93dB
1.0 % 7.64dB
0.1 % 9.07dB
0.01 % 9.82dB
0.001 % 10.28dB
0.0001 % 10.65dB

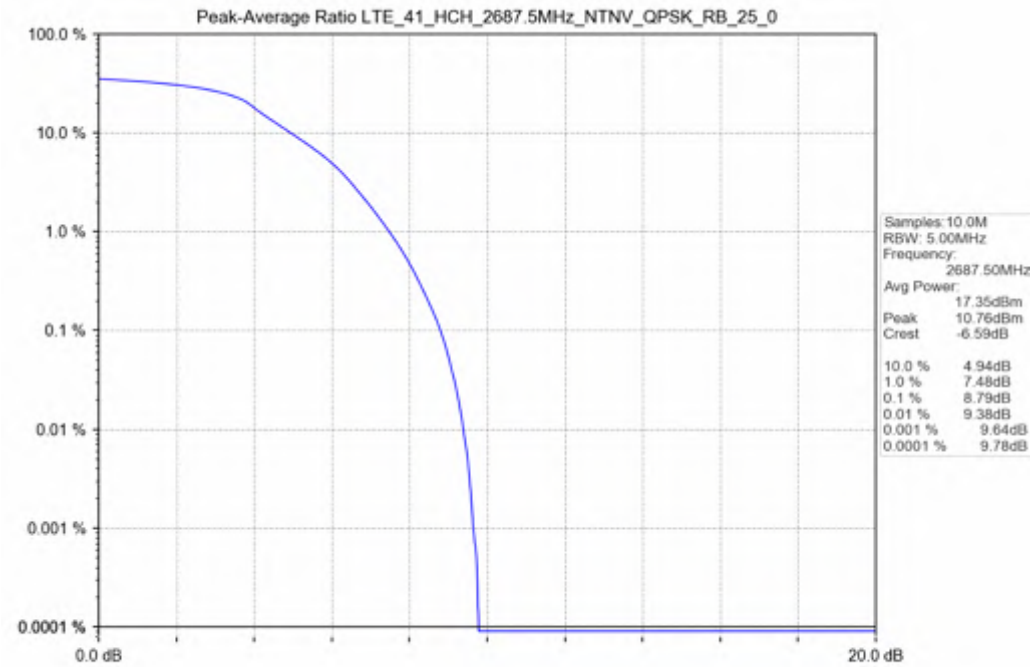

Test Band: 41 _ 10MHz Bandwidth							
Test Mode	RB Allocation		Test result (dB)			Limit (dB)	Verdict
	Size	Offset	LCH	MCH	HCH		
QPSK	50	0	8.38	8.52	8.48	13	PASS
16QAM	50	0	9.75	9.56	9.61	13	PASS

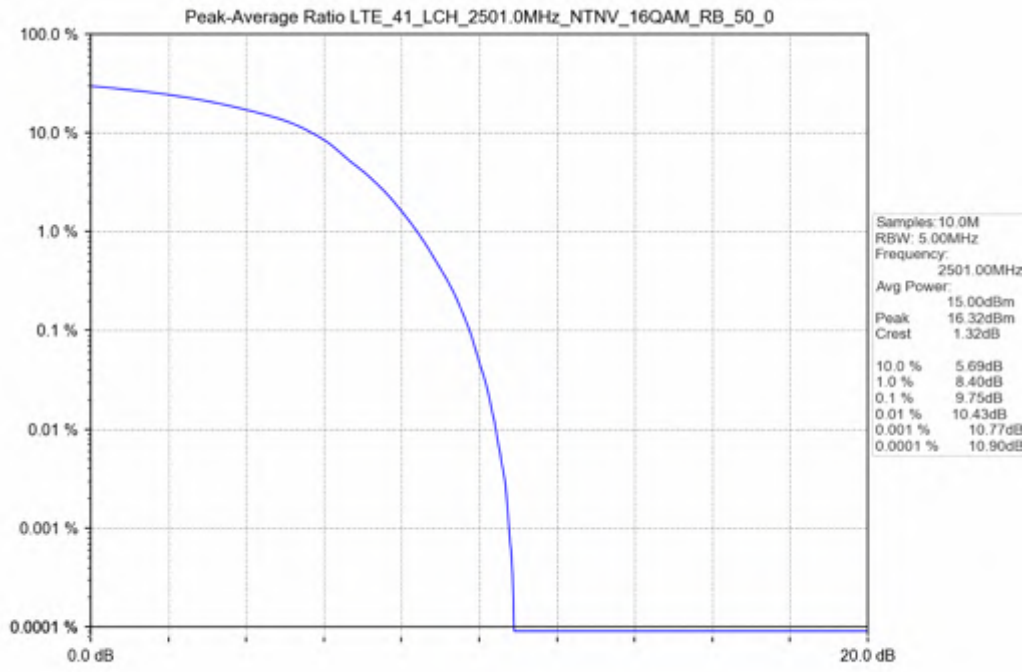
Peak-Average Ratio LTE_41_LCH_2501.0MHz_NTNV_16QAM_RB_50_0
100.0 %
10.0 %
1.0 %
0.1 %
0.01 %
0.001 %
0.0001 %
0.0 dB
20.0 dB
Samples: 10.0M
RBW: 5.00MHz
Frequency:
2501.00MHz
Avg Power:
15.00dBm
Peak 16.32dBm
Crest 1.32dB
10.0 % 5.69dB
1.0 % 8.40dB
0.1 % 9.75dB
0.01 % 10.43dB
0.001 % 10.77dB
0.0001 % 10.90dB

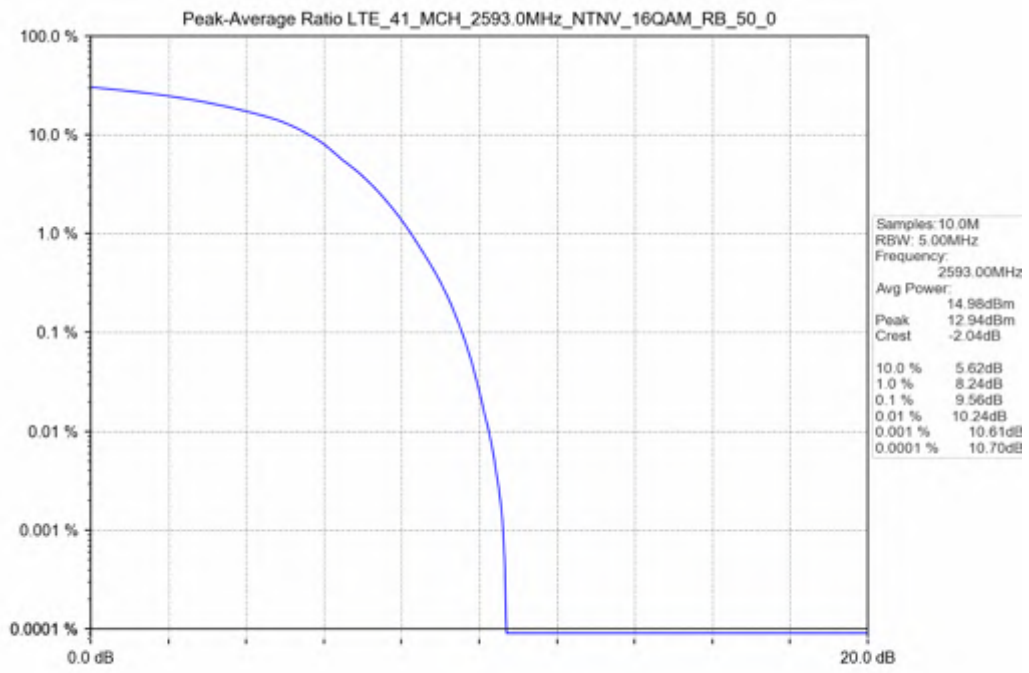
Peak-Average Ratio LTE_41_MCH_2593.0MHz_NTNV_16QAM_RB_50_0
100.0 %
10.0 %
1.0 %
0.1 %
0.01 %
0.001 %
0.0001 %
0.0 dB
20.0 dB
Samples: 10.0M
RBW: 5.00MHz
Frequency:
2593.00MHz
Avg Power:
14.98dBm
Peak 12.94dBm
Crest -2.04dB
10.0 % 5.62dB
1.0 % 8.24dB
0.1 % 9.56dB
0.01 % 10.24dB
0.001 % 10.61dB
0.0001 % 10.70dB

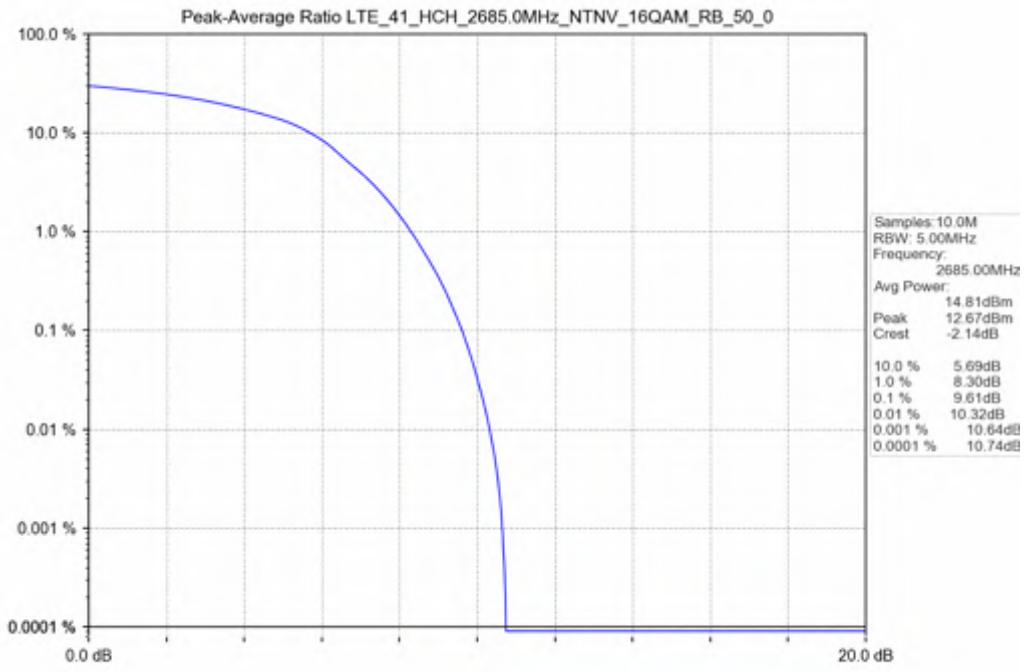
Peak-Average Ratio LTE_41_HCH_2685.0MHz_NTNV_16QAM_RB_50_0
100.0 %
10.0 %
1.0 %
0.1 %
0.01 %
0.001 %
0.0001 %
0.0 dB
20.0 dB
Samples: 10.0M
RBW: 5.00MHz
Frequency:
2685.00MHz
Avg Power:
14.81dBm
Peak 12.67dBm
Crest -2.14dB
10.0 % 5.69dB
1.0 % 8.30dB
0.1 % 9.61dB
0.01 % 10.32dB
0.001 % 10.64dB
0.0001 % 10.74dB

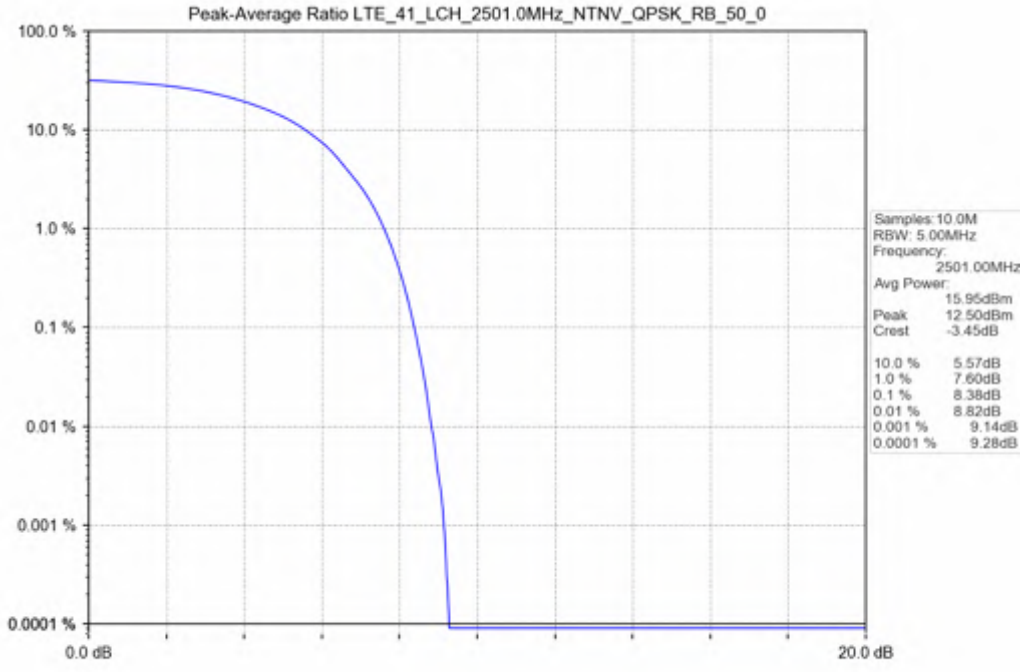
Peak-Average Ratio LTE_41_LCH_2501.0MHz_NTNV_QPSK_RB_50_0
100.0 %
10.0 %
1.0 %
0.1 %
0.01 %
0.001 %
0.0001 %
0.0 dB
20.0 dB
Samples: 10.0M
RBW: 5.00MHz
Frequency:
2501.00MHz
Avg Power:
15.95dBm
Peak 12.50dBm
Crest -3.45dB
10.0 % 5.57dB
1.0 % 7.60dB
0.1 % 8.38dB
0.01 % 8.82dB
0.001 % 9.14dB
0.0001 % 9.28dB

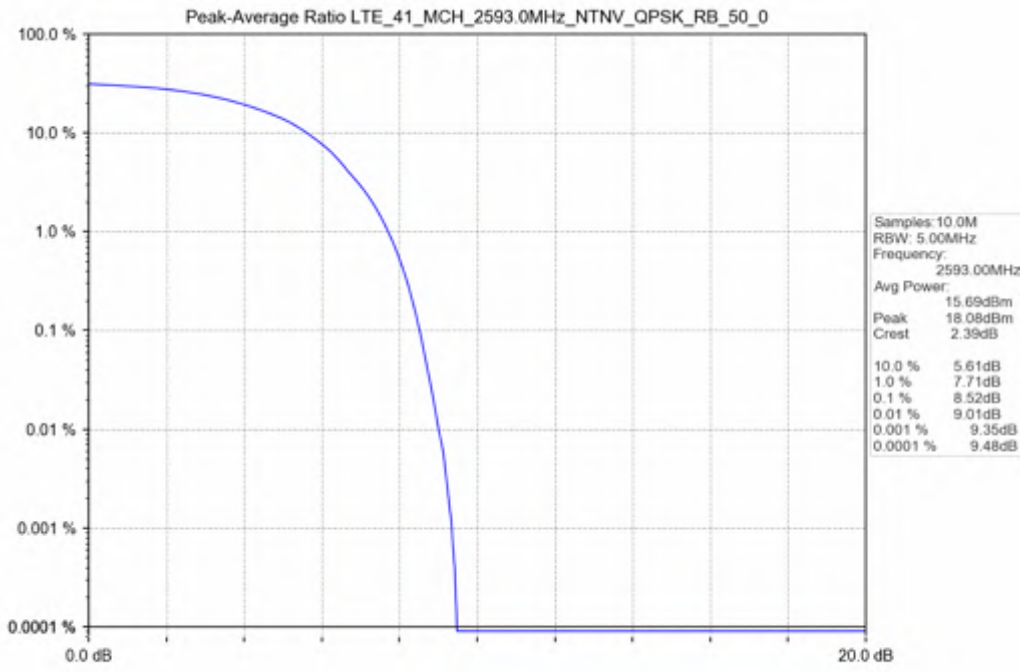

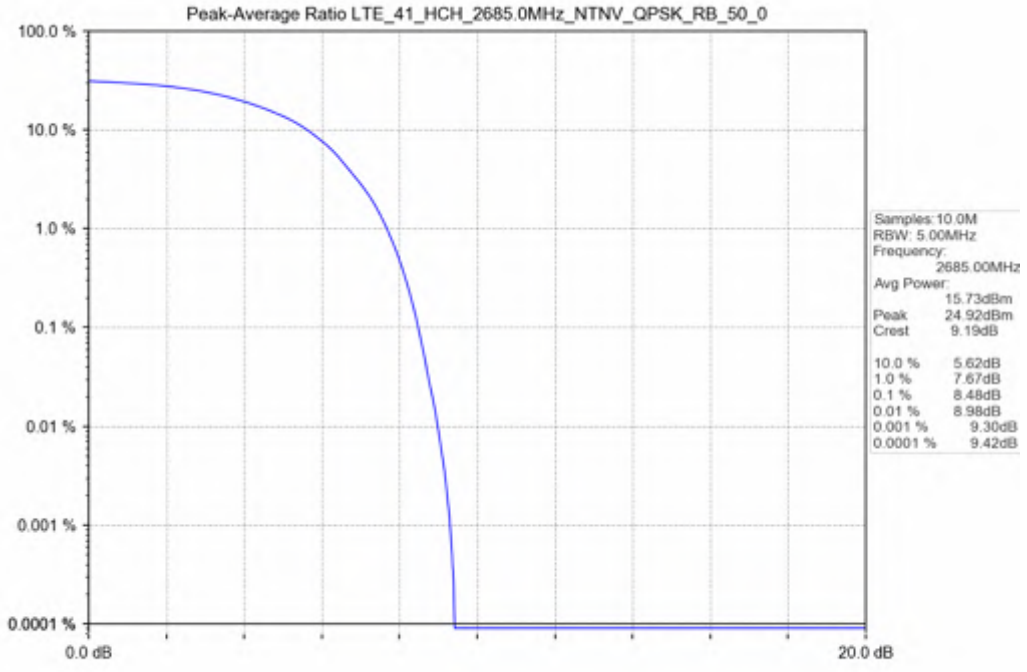

Test Band: 41 _ 15MHz Bandwidth

Test Mode	RB Allocation		Test result (dB)			Limit (dB)	Verdict
	Size	Offset	LCH	MCH	HCH		
QPSK	75	0	9.43	9.32	9.40	13	PASS
16QAM	75	0	10.41	10.36	10.28	13	PASS

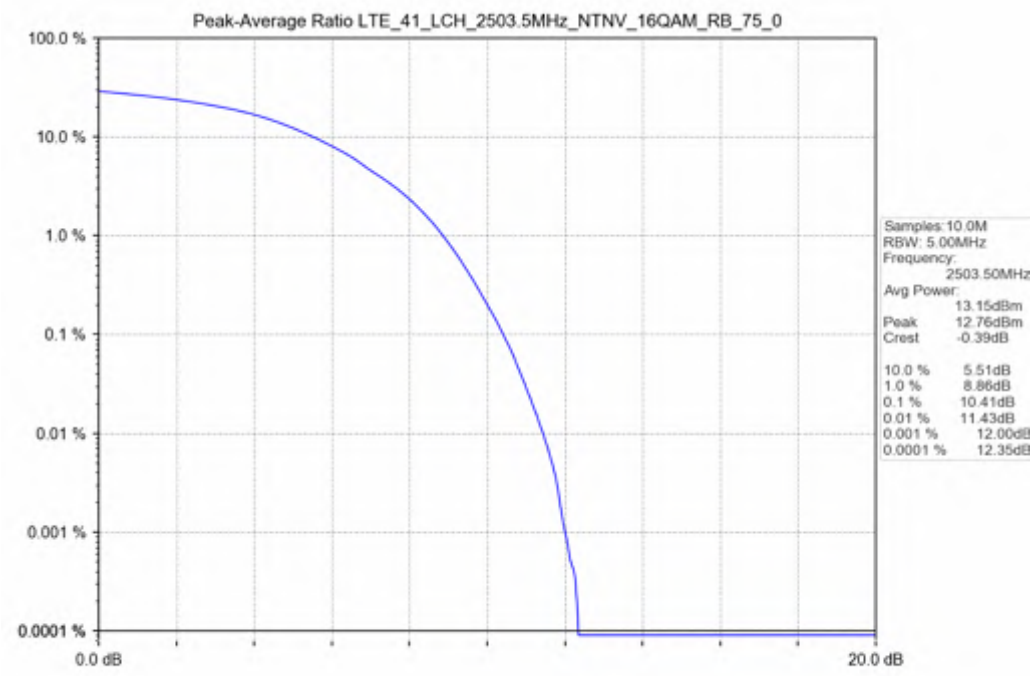

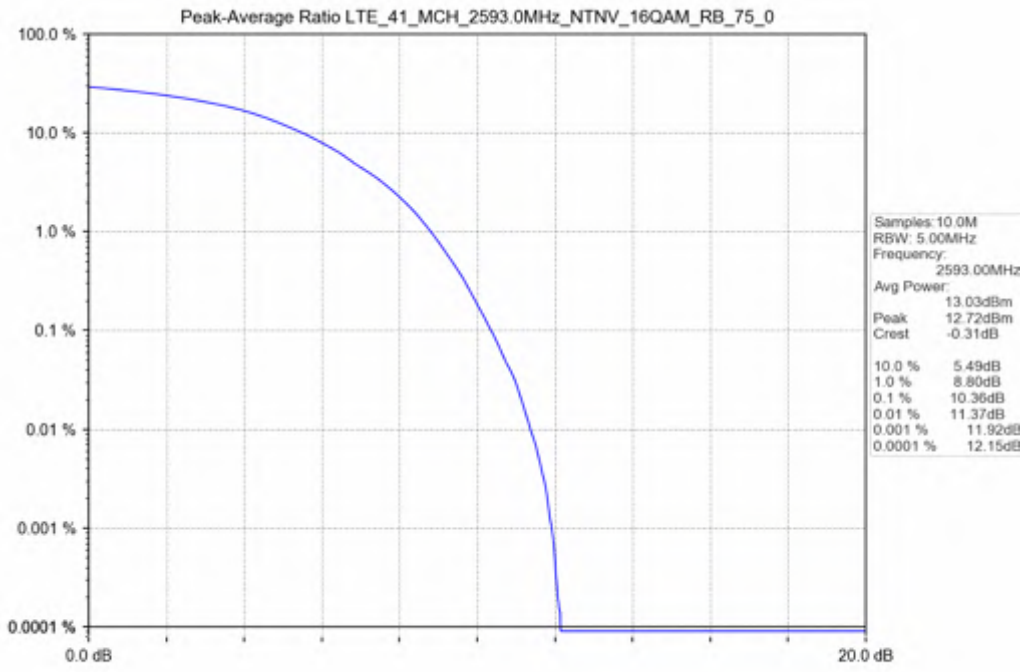
Peak-Average Ratio LTE_41_MCH_2593.0MHz_NTNV_16QAM_RB_75_0
100.0 %
10.0 %
1.0 %
0.1 %
0.01 %
0.001 %
0.0001 %
0.0 dB
20.0 dB
Samples: 10.0M
RBW: 5.00MHz
Frequency:
2593.00MHz
Avg Power:
13.03dBm
Peak 12.72dBm
Crest -0.31dB
10.0 % 5.49dB
1.0 % 8.80dB
0.1 % 10.36dB
0.01 % 11.37dB
0.001 % 11.92dB
0.0001 % 12.15dB

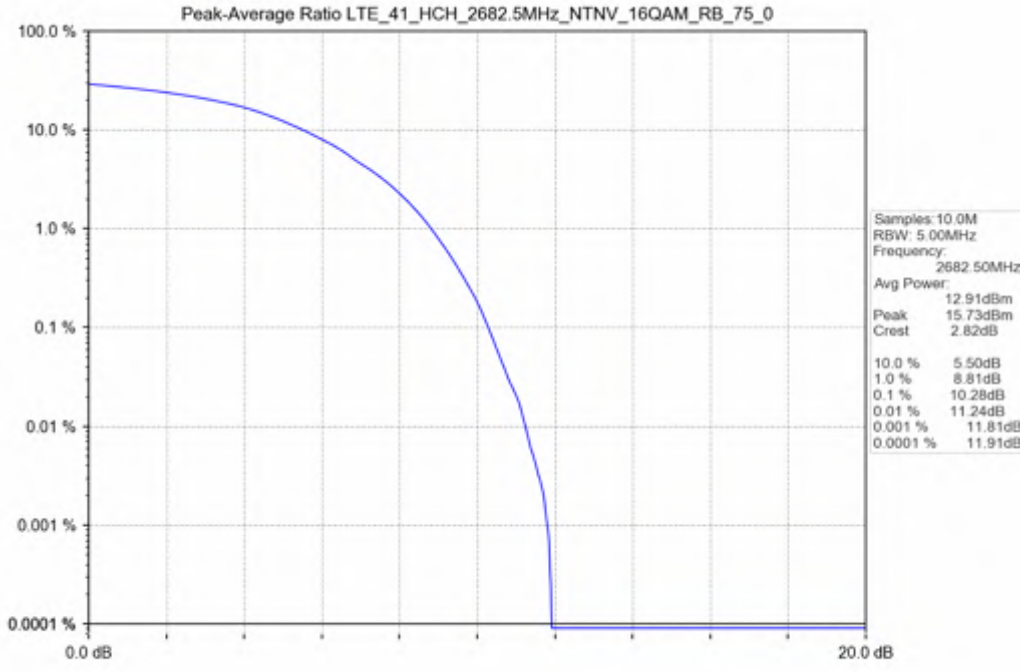
Peak-Average Ratio LTE_41_HCH_2682.5MHz_NTNV_16QAM_RB_75_0
100.0 %
10.0 %
1.0 %
0.1 %
0.01 %
0.001 %
0.0001 %
0.0 dB
20.0 dB
Samples: 10.0M
RBW: 5.00MHz
Frequency:
2682.50MHz
Avg Power:
12.91dBm
Peak 15.73dBm
Crest 2.82dB
10.0 % 5.50dB
1.0 % 8.81dB
0.1 % 10.28dB
0.01 % 11.24dB
0.001 % 11.81dB
0.0001 % 11.91dB

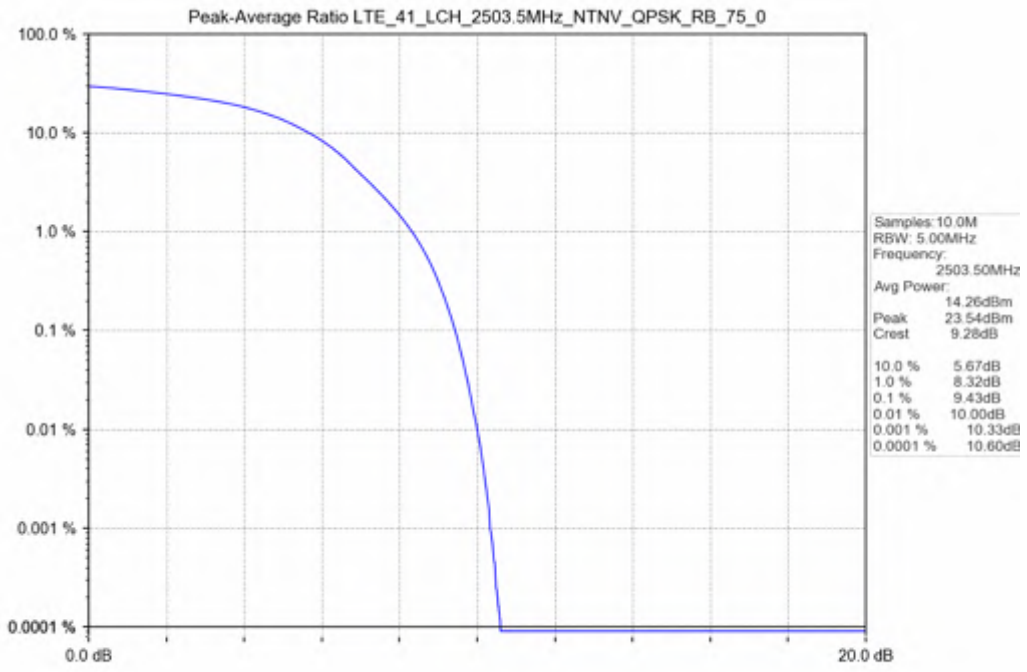
Peak-Average Ratio LTE_41_LCH_2503.5MHz_NTNV_QPSK_RB_75_0
100.0 %
10.0 %
1.0 %
0.1 %
0.01 %
0.001 %
0.0001 %
0.0 dB
20.0 dB
Samples: 10.0M
RBW: 5.00MHz
Frequency:
2503.50MHz
Avg Power:
14.26dBm
Peak 23.54dBm
Crest 9.28dB
10.0 % 5.67dB
1.0 % 8.32dB
0.1 % 9.43dB
0.01 % 10.00dB
0.001 % 10.33dB
0.0001 % 10.60dB

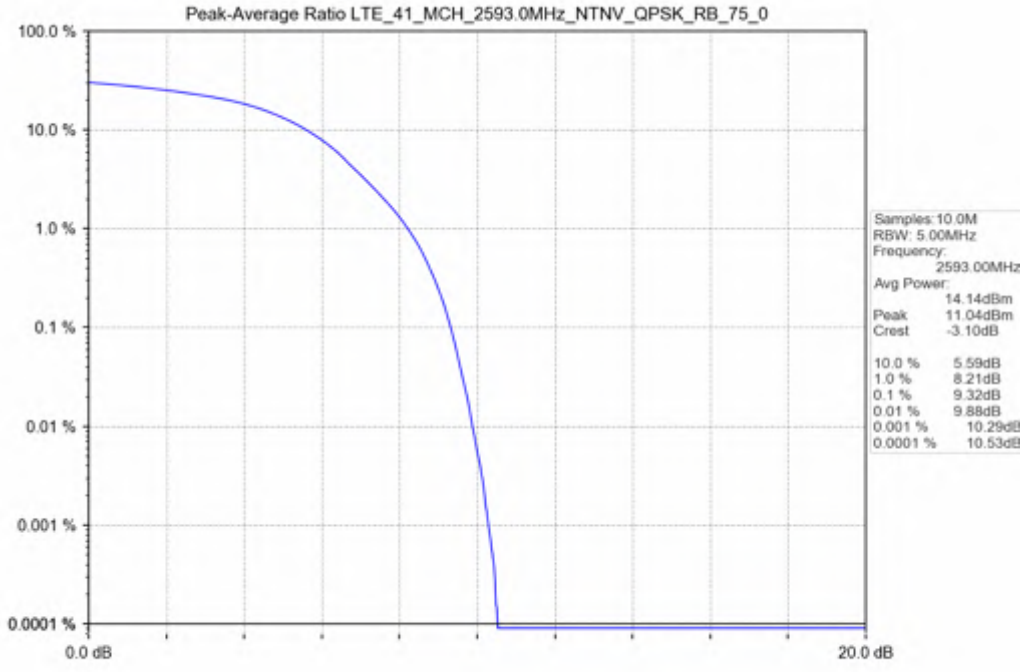
Peak-Average Ratio LTE_41_MCH_2593.0MHz_NTNV_QPSK_RB_75_0
100.0 %
10.0 %
1.0 %
0.1 %
0.01 %
0.001 %
0.0001 %
0.0 dB
20.0 dB
Samples: 10.0M
RBW: 5.00MHz
Frequency:
2593.00MHz
Avg Power:
14.14dBm
Peak 11.04dBm
Crest -3.10dB
10.0 % 5.59dB
1.0 % 8.21dB
0.1 % 9.32dB
0.01 % 9.88dB
0.001 % 10.29dB
0.0001 % 10.53dB

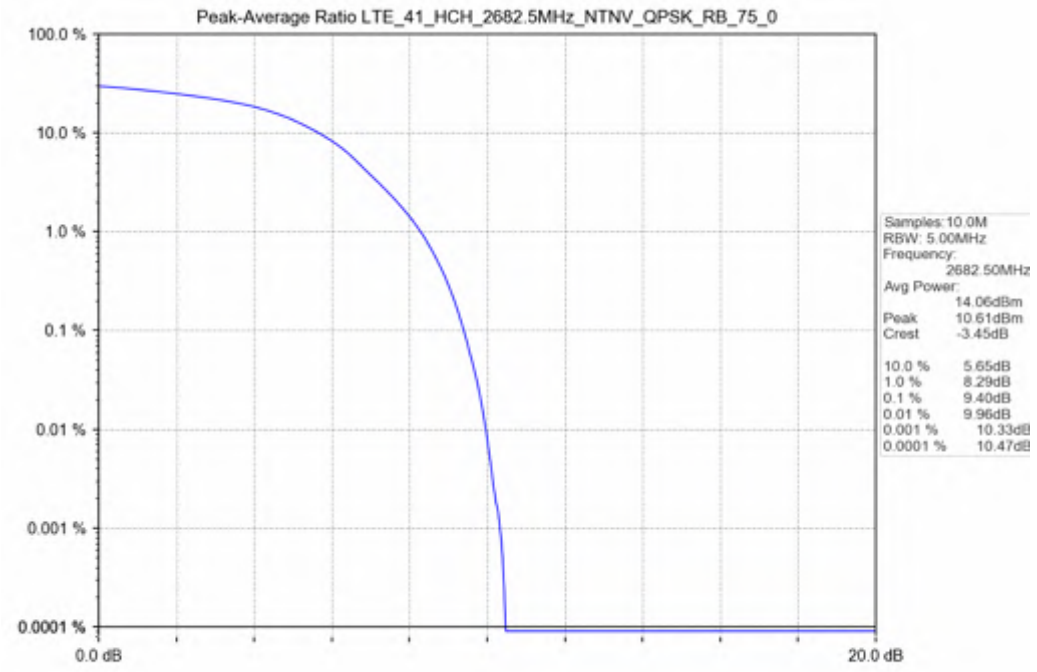

Test Band: 41 _ 20MHz Bandwidth							
Test Mode	RB Allocation		Test result (dB)			Limit (dB)	Verdict
	Size	Offset	LCH	MCH	HCH		
QPSK	100	0	10.15	10.01	10.34	13	PASS
16QAM	100	0	10.61	10.93	10.58	13	PASS

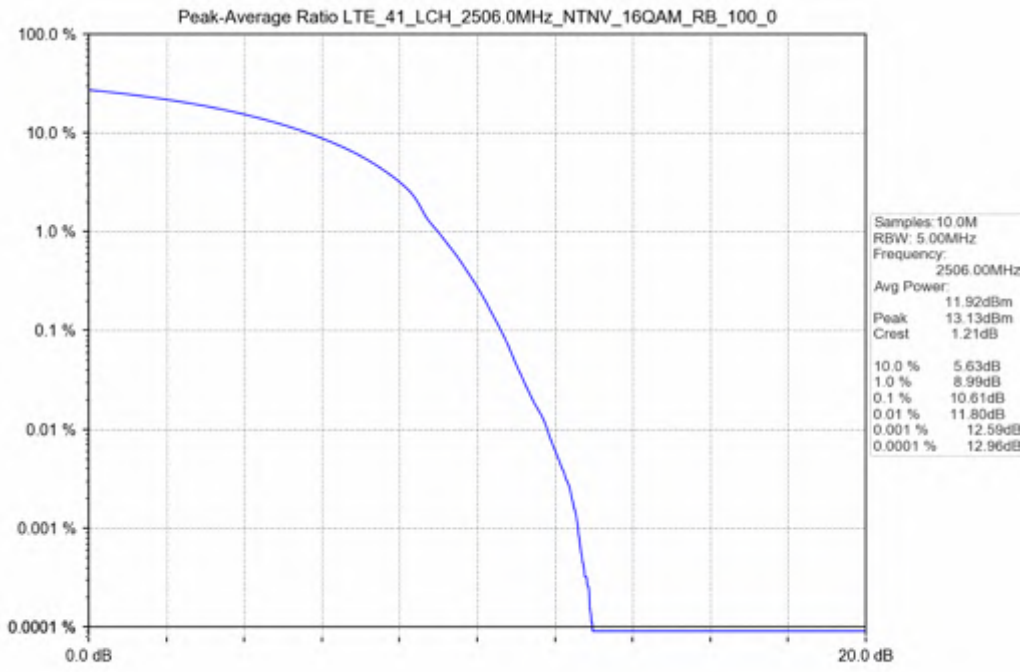
Peak-Average Ratio LTE_41_LCH_2506.0MHz_NTNV_16QAM_RB_100_0
100.0 %
10.0 %
1.0 %
0.1 %
0.01 %
0.001 %
0.0001 %
0.0 dB
20.0 dB
Samples: 10.0M
RBW: 5.00MHz
Frequency:
2506.00MHz
Avg Power:
11.92dBm
Peak 13.13dBm
Crest 1.21dB
10.0 % 5.63dB
1.0 % 8.99dB
0.1 % 10.61dB
0.01 % 11.80dB
0.001 % 12.59dB
0.0001 % 12.96dB

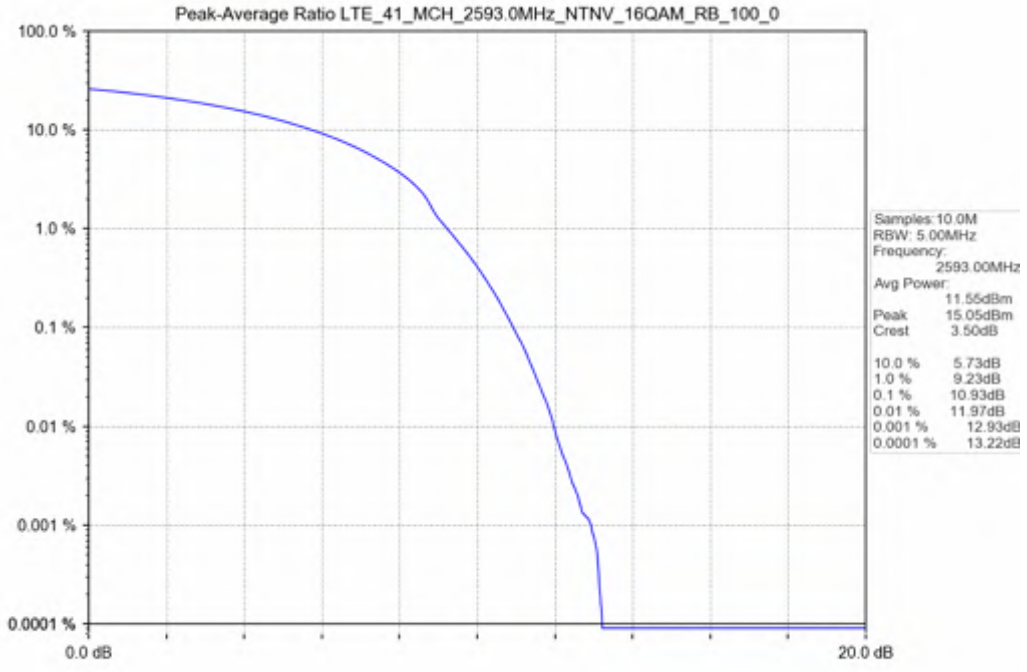
Peak-Average Ratio LTE_41_MCH_2593.0MHz_NTNV_16QAM_RB_100_0
100.0 %
10.0 %
1.0 %
0.1 %
0.01 %
0.001 %
0.0001 %
0.0 dB
20.0 dB
Samples: 10.0M
RBW: 5.00MHz
Frequency:
2593.00MHz
Avg Power:
11.55dBm
Peak 15.05dBm
Crest 3.50dB
10.0 % 5.73dB
1.0 % 9.23dB
0.1 % 10.93dB
0.01 % 11.97dB
0.001 % 12.93dB
0.0001 % 13.22dB