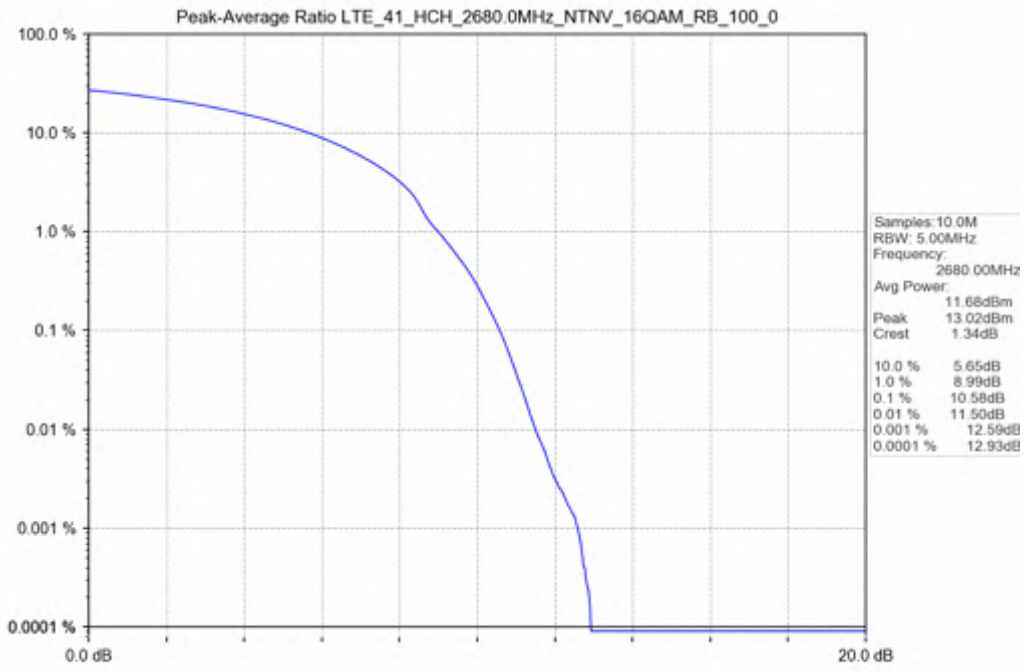
Peak-Average Ratio LTE_41_HCH_2680.0MHz_NTNV_16QAM_RB_100_0
100.0 %
10.0 %
1.0 %
0.1 %
0.01 %
0.001 %
0.0001 %
0.0 dB
20.0 dB
Samples: 10.0M
RBW: 5.00MHz
Frequency:
2680.00MHz
Avg Power:
11.68dBm
Peak 13.02dBm
Crest 1.34dB
10.0 % 5.65dB
1.0 % 8.99dB
0.1 % 10.58dB
0.01 % 11.50dB
0.001 % 12.59dB
0.0001 % 12.93dB

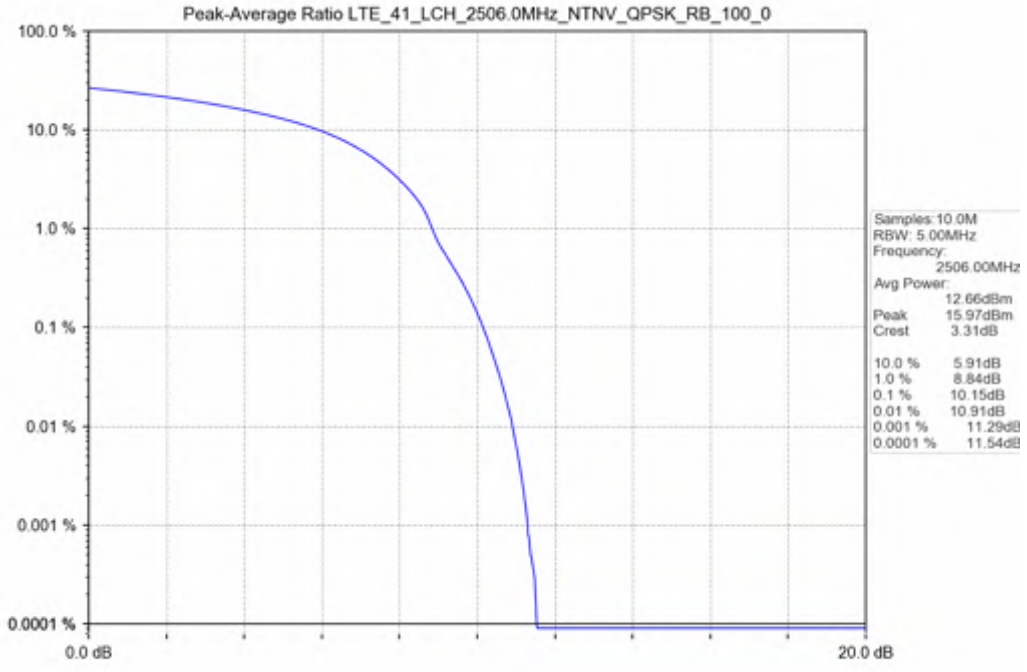
Peak-Average Ratio LTE_41_LCH_2506.0MHz_NTNV_QPSK_RB_100_0
100.0 %
10.0 %
1.0 %
0.1 %
0.01 %
0.001 %
0.0001 %
0.0 dB
20.0 dB
Samples: 10.0M
RBW: 5.00MHz
Frequency:
2506.00MHz
Avg Power:
12.66dBm
Peak 15.97dBm
Crest 3.31dB
10.0 % 5.91dB
1.0 % 8.84dB
0.1 % 10.15dB
0.01 % 10.91dB
0.001 % 11.29dB
0.0001 % 11.54dB

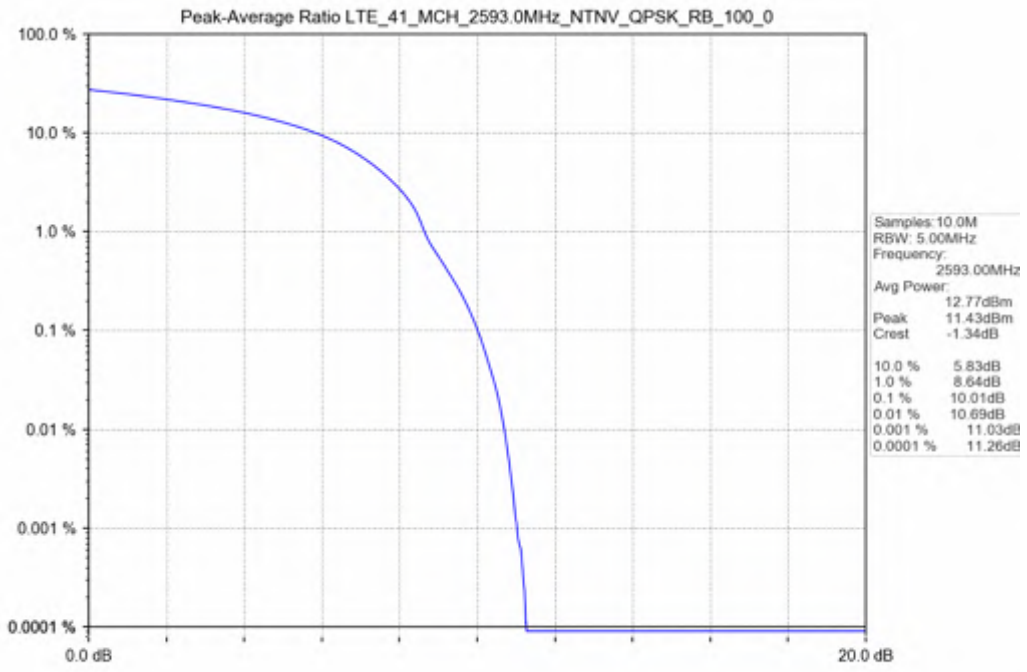
Peak-Average Ratio LTE_41_MCH_2593.0MHz_NTNV_QPSK_RB_100_0
100.0 %
10.0 %
1.0 %
0.1 %
0.01 %
0.001 %
0.0001 %
0.0 dB
20.0 dB
Samples: 10.0M
RBW: 5.00MHz
Frequency:
2593.00MHz
Avg Power:
12.77dBm
Peak 11.43dBm
Crest -1.34dB
10.0 % 5.83dB
1.0 % 8.64dB
0.1 % 10.01dB
0.01 % 10.69dB
0.001 % 11.03dB
0.0001 % 11.26dB

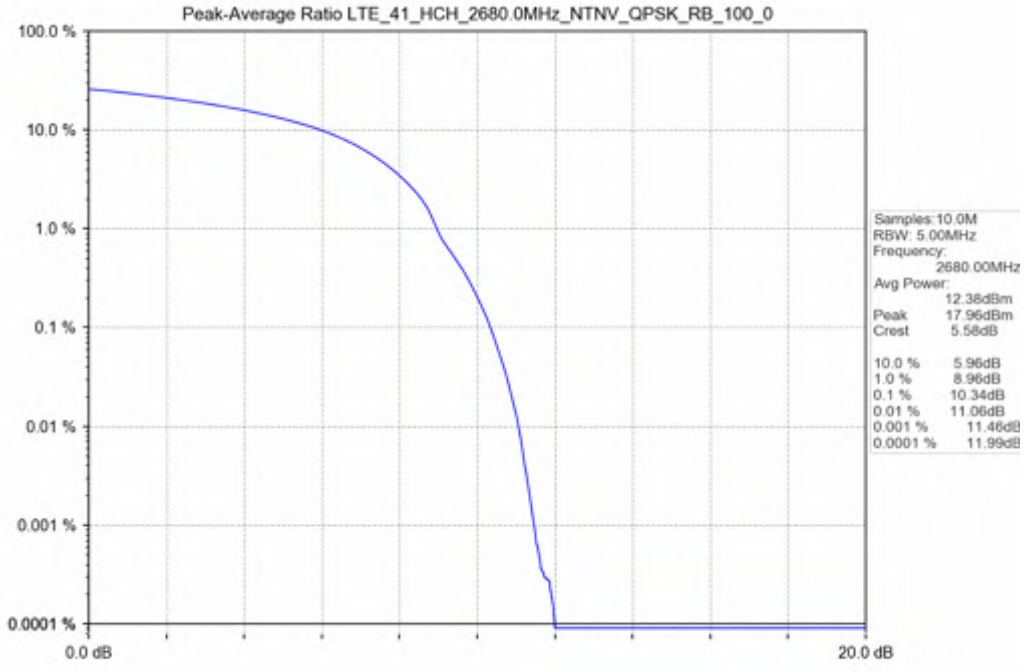
Peak-Average Ratio LTE_41_HCH_2680.0MHz_NTNV_QPSK_RB_100_0
100.0 %
10.0 %
1.0 %
0.1 %
0.01 %
0.001 %
0.0001 %
0.0 dB
20.0 dB
Samples: 10.0M
RBW: 5.00MHz
Frequency:
2680.00MHz
Avg Power:
12.38dBm
Peak 17.96dBm
Crest 5.58dB
10.0 % 5.96dB
1.0 % 8.96dB
0.1 % 10.34dB
0.01 % 11.06dB
0.001 % 11.46dB
0.0001 % 11.99dB

Band 41a

Test Band: 41a _ 5MHz Bandwidth							
Test Mode	RB Allocation		Test result (dB)			Limit (dB)	Verdict
	Size	Offset	LCH	MCH	HCH		
QPSK	25	0	9.12	9.29	9.04	13	PASS
16QAM	25	0	9.56	9.85	9.28	13	PASS

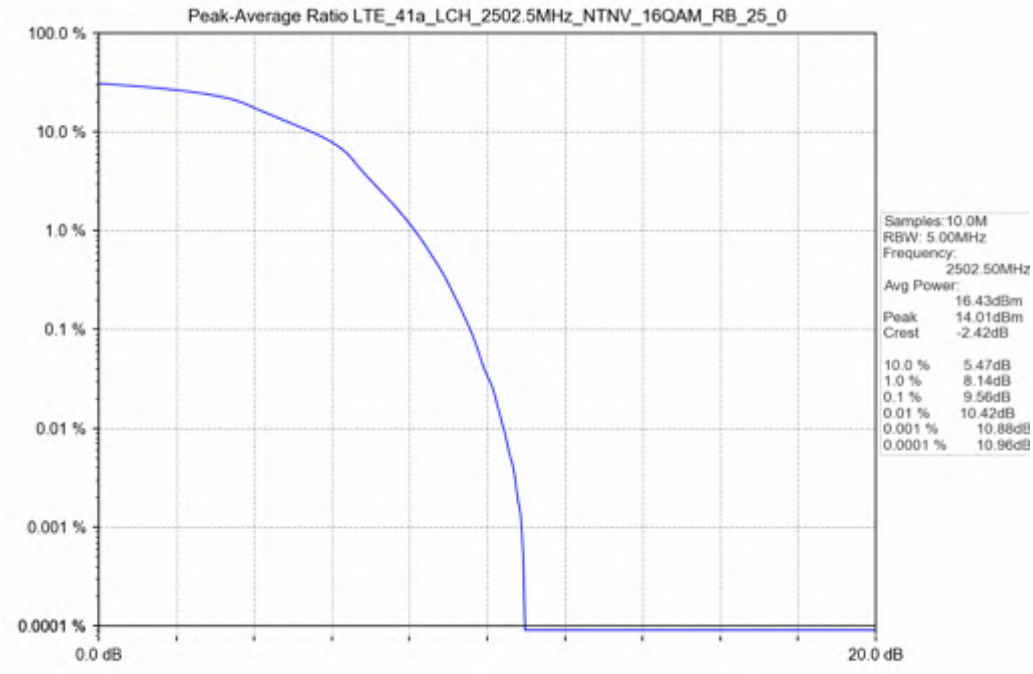

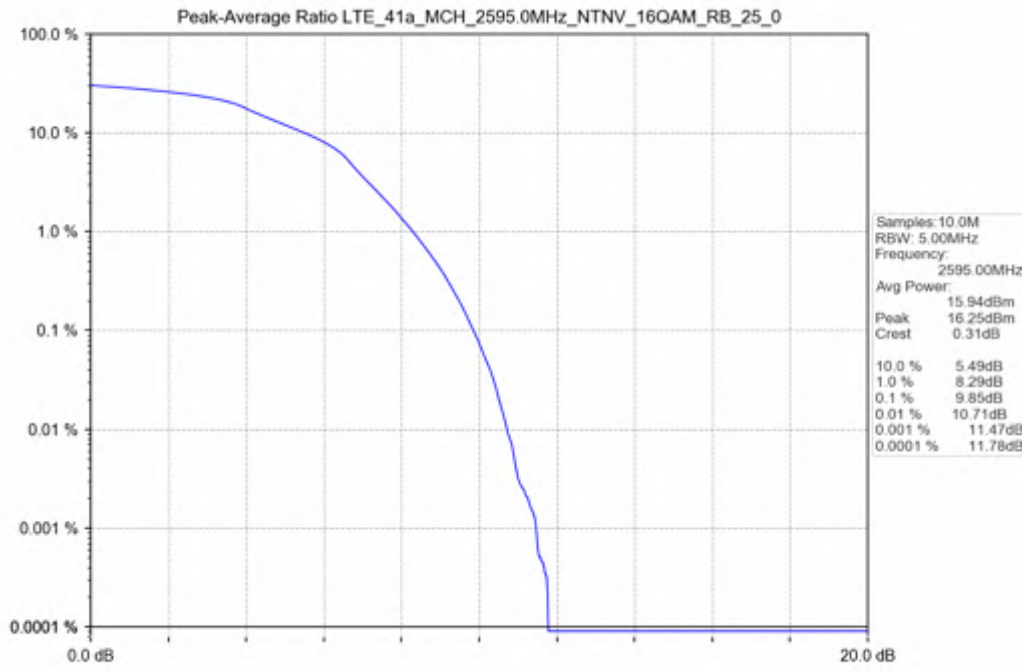
Peak-Average Ratio LTE_41a_MCH_2595.0MHz_NTNV_16QAM_RB_25_0
100.0 %
10.0 %
1.0 %
0.1 %
0.01 %
0.001 %
0.0001 %
0.0 dB
20.0 dB
Samples: 10.0M
RBW: 5.00MHz
Frequency:
2595.00MHz
Avg Power:
15.94dBm
Peak 16.25dBm
Crest 0.31dB
10.0 % 5.49dB
1.0 % 8.29dB
0.1 % 9.85dB
0.01 % 10.71dB
0.001 % 11.47dB
0.0001 % 11.78dB

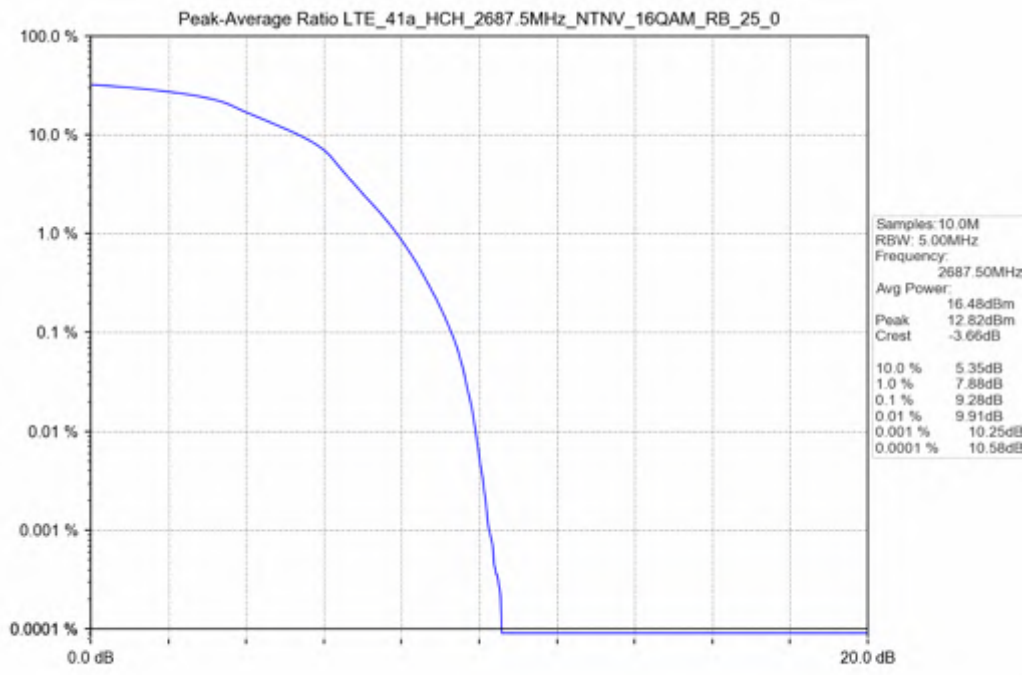
Peak-Average Ratio LTE_41a_HCH_2687.5MHz_NTNV_16QAM_RB_25_0
100.0 %
10.0 %
1.0 %
0.1 %
0.01 %
0.001 %
0.0001 %
0.0 dB
20.0 dB
Samples: 10.0M
RBW: 5.00MHz
Frequency:
2687.50MHz
Avg Power:
16.48dBm
Peak 12.82dBm
Crest -3.66dB
10.0 % 5.35dB
1.0 % 7.88dB
0.1 % 9.28dB
0.01 % 9.91dB
0.001 % 10.25dB
0.0001 % 10.58dB

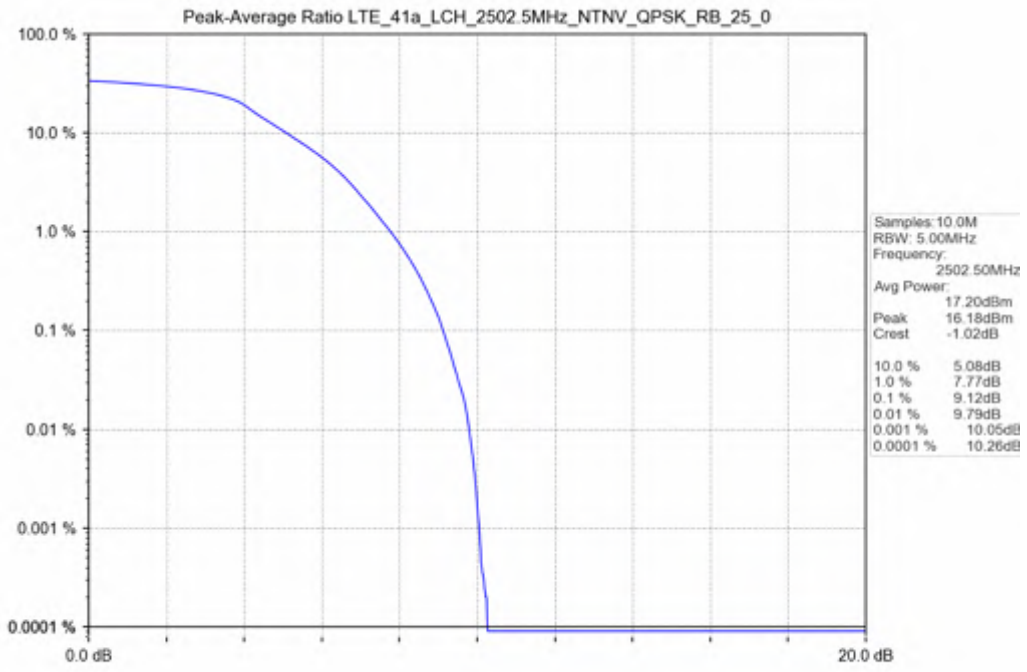
Peak-Average Ratio LTE_41a_LCH_2502.5MHz_NTNV_QPSK_RB_25_0
100.0 %
10.0 %
1.0 %
0.1 %
0.01 %
0.001 %
0.0001 %
0.0 dB
20.0 dB
Samples: 10.0M
RBW: 5.00MHz
Frequency:
2502.50MHz
Avg Power:
17.20dBm
Peak 16.18dBm
Crest -1.02dB
10.0 % 5.08dB
1.0 % 7.77dB
0.1 % 9.12dB
0.01 % 9.79dB
0.001 % 10.05dB
0.0001 % 10.26dB

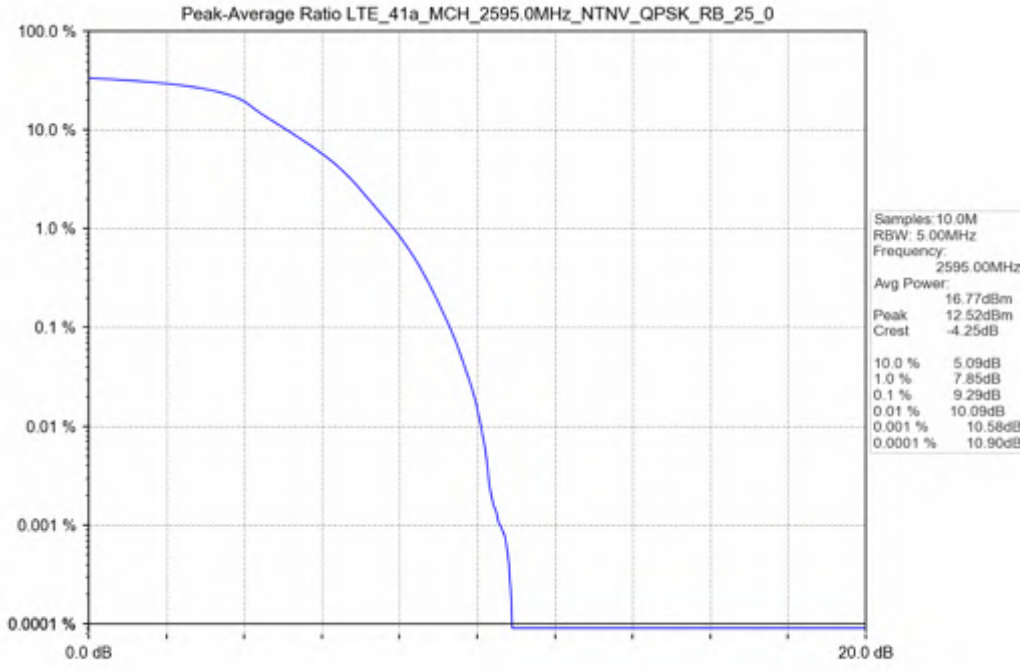
Peak-Average Ratio LTE_41a_MCH_2595.0MHz_NTNV_QPSK_RB_25_0
100.0 %
10.0 %
1.0 %
0.1 %
0.01 %
0.001 %
0.0001 %
0.0 dB
20.0 dB
Samples: 10.0M
RBW: 5.00MHz
Frequency:
2595.00MHz
Avg Power:
16.77dBm
Peak 12.52dBm
Crest -4.25dB
10.0 % 5.09dB
1.0 % 7.85dB
0.1 % 9.29dB
0.01 % 10.09dB
0.001 % 10.58dB
0.0001 % 10.90dB

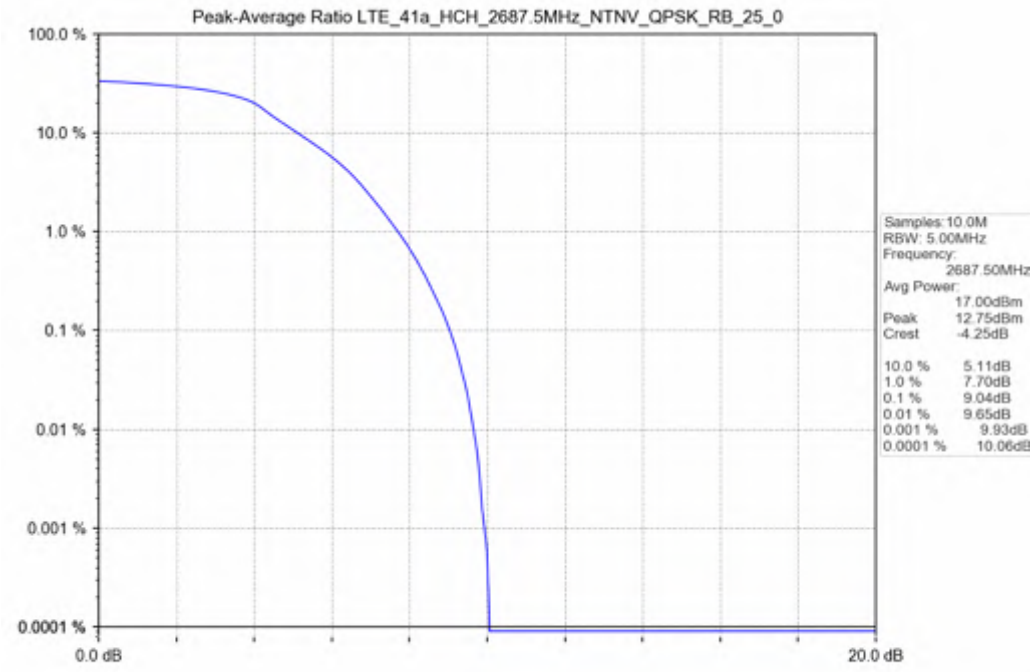

Test Band: 41a _ 10MHz Bandwidth							
Test Mode	RB Allocation		Test result (dB)			Limit (dB)	Verdict
	Size	Offset	LCH	MCH	HCH		
QPSK	50	0	8.42	8.46	8.39	13	PASS
16QAM	50	0	9.84	9.62	9.49	13	PASS

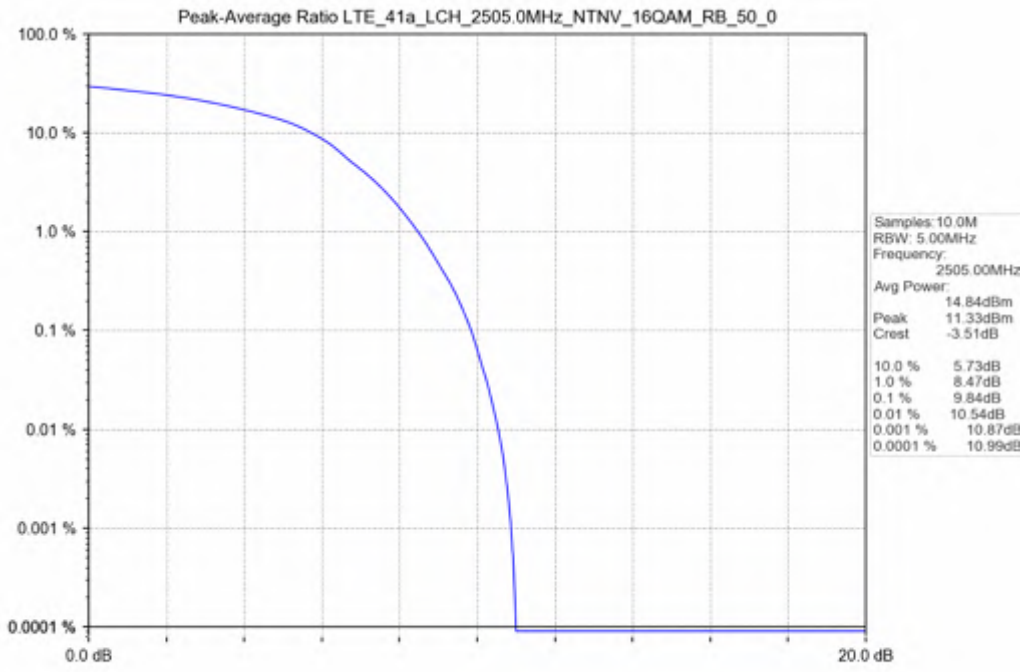
Peak-Average Ratio LTE_41a_LCH_2505.0MHz_NTNV_16QAM_RB_50_0
100.0 %
10.0 %
1.0 %
0.1 %
0.01 %
0.001 %
0.0001 %
0.0 dB
20.0 dB
Samples: 10.0M
RBW: 5.00MHz
Frequency:
2505.00MHz
Avg Power:
14.84dBm
Peak 11.33dBm
Crest -3.51dB
10.0 % 5.73dB
1.0 % 8.47dB
0.1 % 9.84dB
0.01 % 10.54dB
0.001 % 10.87dB
0.0001 % 10.99dB

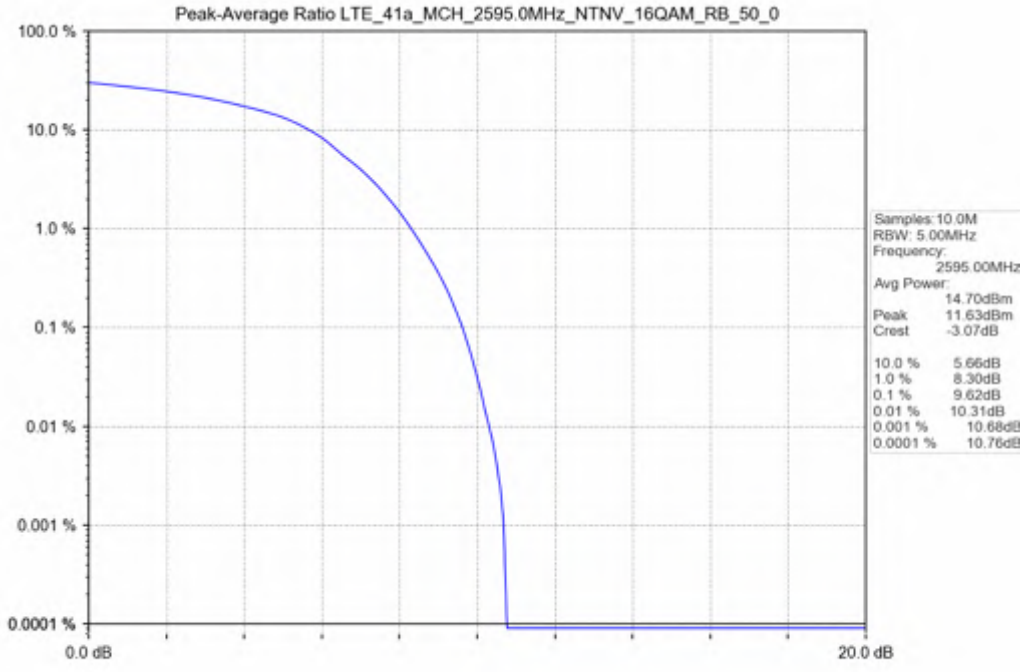
Peak-Average Ratio LTE_41a_MCH_2595.0MHz_NTNV_16QAM_RB_50_0
100.0 %
10.0 %
1.0 %
0.1 %
0.01 %
0.001 %
0.0001 %
0.0 dB
20.0 dB
Samples: 10.0M
RBW: 5.00MHz
Frequency:
2595.00MHz
Avg Power:
14.70dBm
Peak 11.63dBm
Crest -3.07dB
10.0 % 5.66dB
1.0 % 8.30dB
0.1 % 9.62dB
0.01 % 10.31dB
0.001 % 10.68dB
0.0001 % 10.76dB

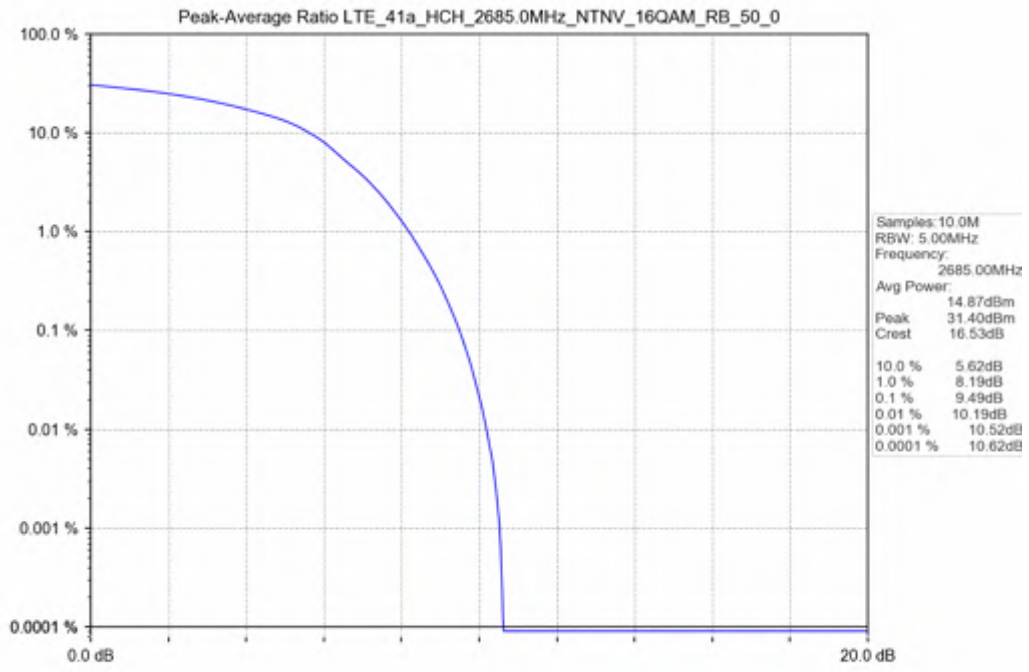
Peak-Average Ratio LTE_41a_HCH_2685.0MHz_NTNV_16QAM_RB_50_0
100.0 %
10.0 %
1.0 %
0.1 %
0.01 %
0.001 %
0.0001 %
0.0 dB
20.0 dB
Samples: 10.0M
RBW: 5.00MHz
Frequency:
2685.00MHz
Avg Power:
14.87dBm
Peak 31.40dBm
Crest 16.53dB
10.0 % 5.62dB
1.0 % 8.19dB
0.1 % 9.49dB
0.01 % 10.19dB
0.001 % 10.52dB
0.0001 % 10.62dB

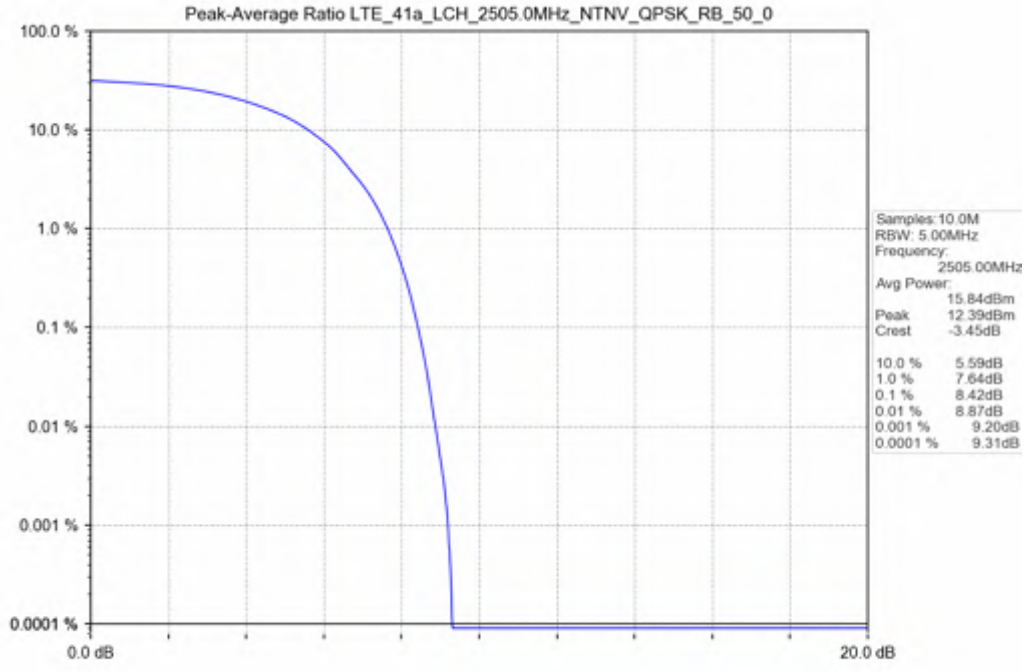
Peak-Average Ratio LTE_41a_LCH_2505.0MHz_NTNV_QPSK_RB_50_0
100.0 %
10.0 %
1.0 %
0.1 %
0.01 %
0.001 %
0.0001 %
0.0 dB
20.0 dB
Samples: 10.0M
RBW: 5.00MHz
Frequency:
2505.00MHz
Avg Power:
15.84dBm
Peak 12.39dBm
Crest -3.45dB
10.0 % 5.59dB
1.0 % 7.64dB
0.1 % 8.42dB
0.01 % 8.87dB
0.001 % 9.20dB
0.0001 % 9.31dB

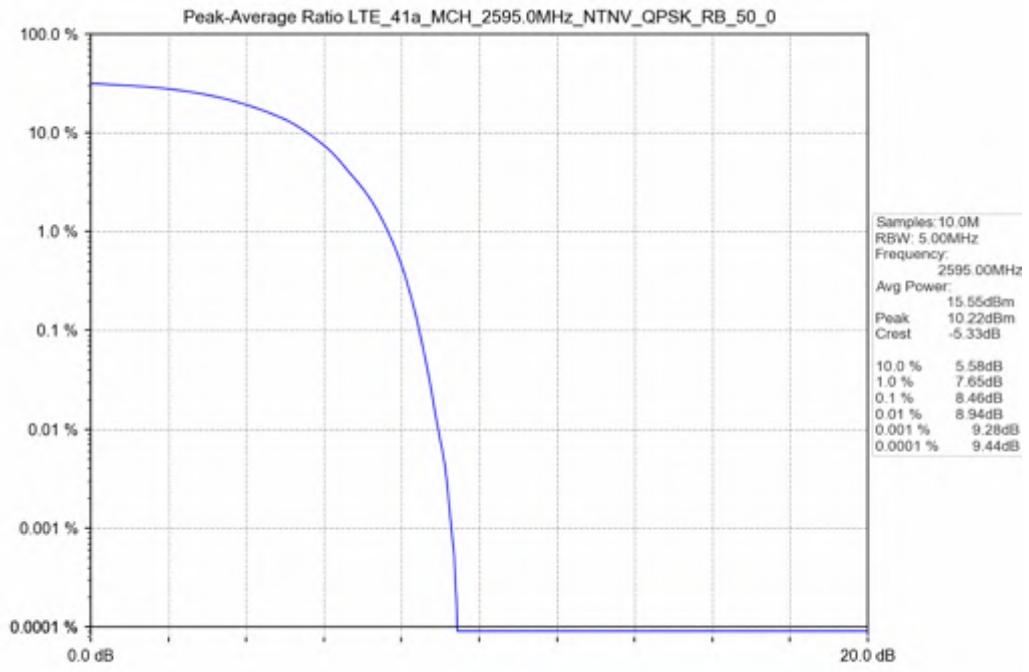

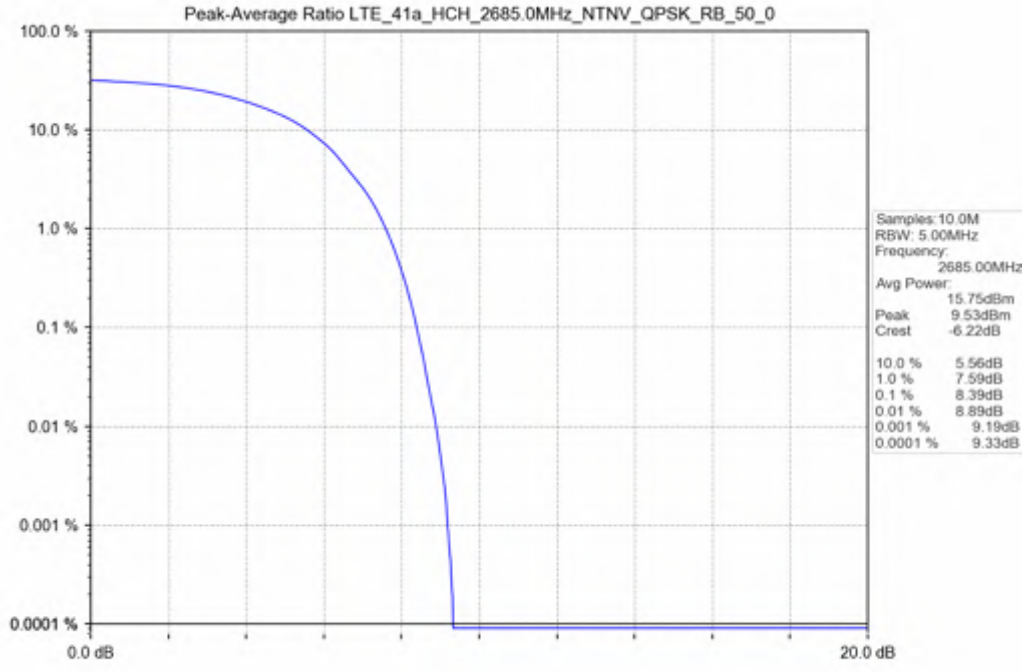

Test Band: 41a _ 15MHz Bandwidth

Test Mode	RB Allocation		Test result (dB)			Limit (dB)	Verdict
	Size	Offset	LCH	MCH	HCH		
QPSK	75	0	9.70	9.32	9.42	13	PASS
16QAM	75	0	10.34	10.40	10.22	13	PASS

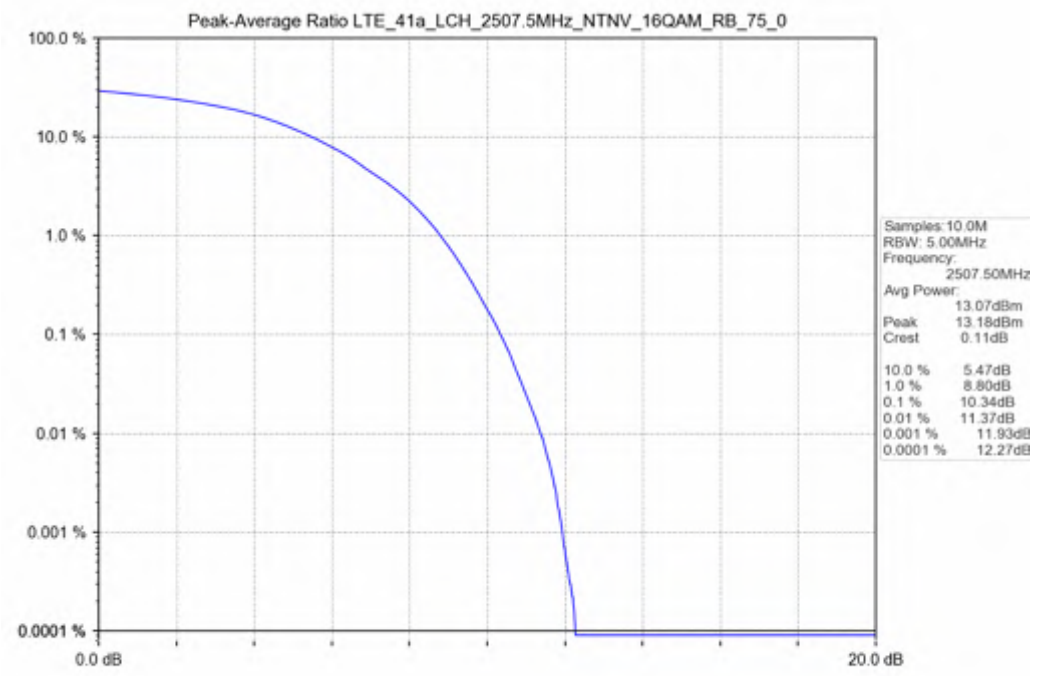

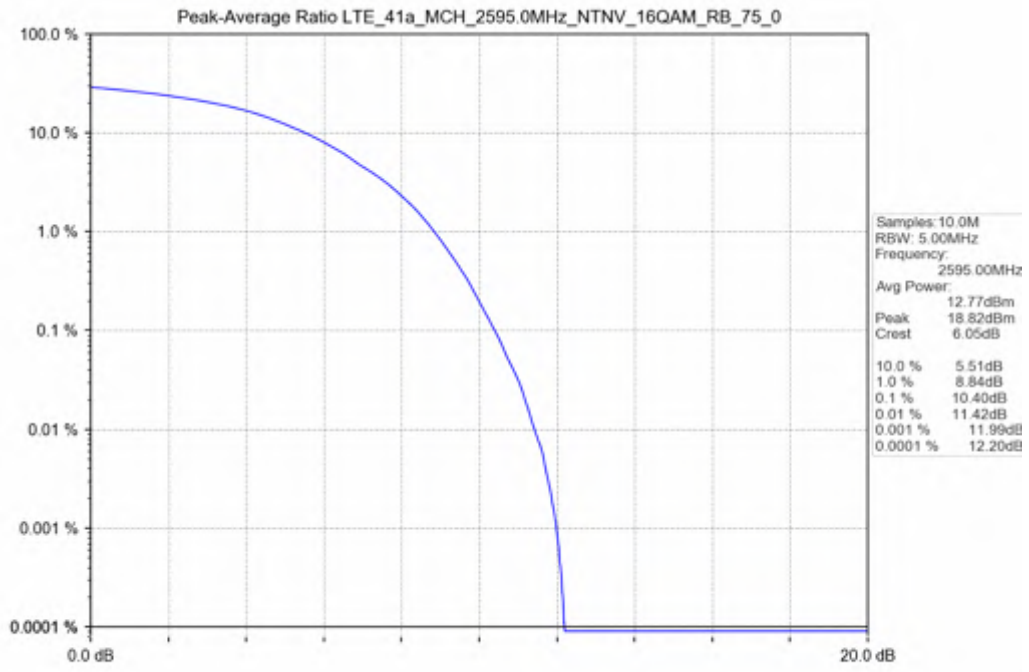
Peak-Average Ratio LTE_41a_MCH_2595.0MHz_NTNV_16QAM_RB_75_0
100.0 %
10.0 %
1.0 %
0.1 %
0.01 %
0.001 %
0.0001 %
0.0 dB
20.0 dB
Samples: 10.0M
RBW: 5.00MHz
Frequency:
2595.00MHz
Avg Power:
12.77dBm
Peak 18.82dBm
Crest 6.05dB
10.0 % 5.51dB
1.0 % 8.84dB
0.1 % 10.40dB
0.01 % 11.42dB
0.001 % 11.99dB
0.0001 % 12.20dB

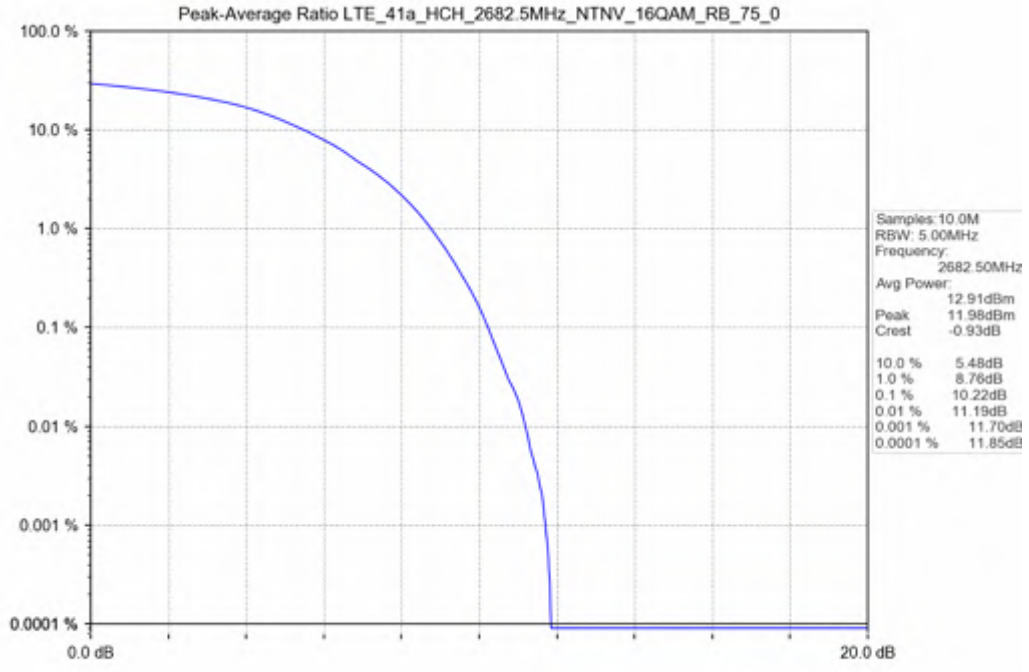
Peak-Average Ratio LTE_41a_HCH_2682.5MHz_NTNV_16QAM_RB_75_0
100.0 %
10.0 %
1.0 %
0.1 %
0.01 %
0.001 %
0.0001 %
0.0 dB
20.0 dB
Samples: 10.0M
RBW: 5.00MHz
Frequency:
2682.50MHz
Avg Power:
12.91dBm
Peak 11.98dBm
Crest -0.93dB
10.0 % 5.48dB
1.0 % 8.76dB
0.1 % 10.22dB
0.01 % 11.19dB
0.001 % 11.70dB
0.0001 % 11.85dB

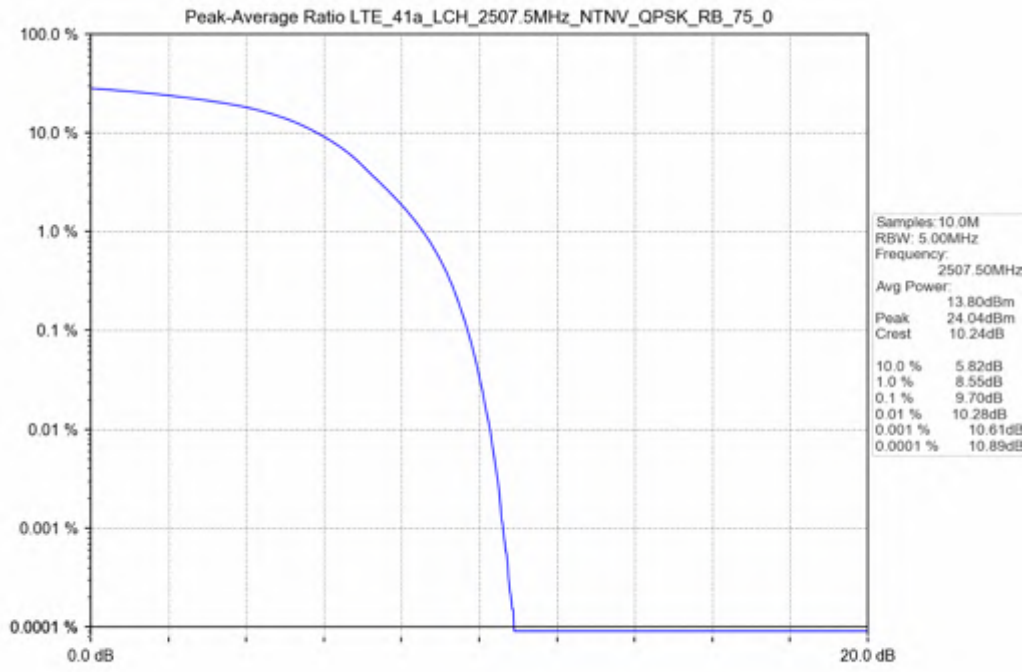
Peak-Average Ratio LTE_41a_LCH_2507.5MHz_NTNV_QPSK_RB_75_0
100.0 %
10.0 %
1.0 %
0.1 %
0.01 %
0.001 %
0.0001 %
0.0 dB
20.0 dB
Samples: 10.0M
RBW: 5.00MHz
Frequency:
2507.50MHz
Avg Power:
13.80dBm
Peak 24.04dBm
Crest 10.24dB
10.0 % 5.82dB
1.0 % 8.55dB
0.1 % 9.70dB
0.01 % 10.28dB
0.001 % 10.61dB
0.0001 % 10.89dB

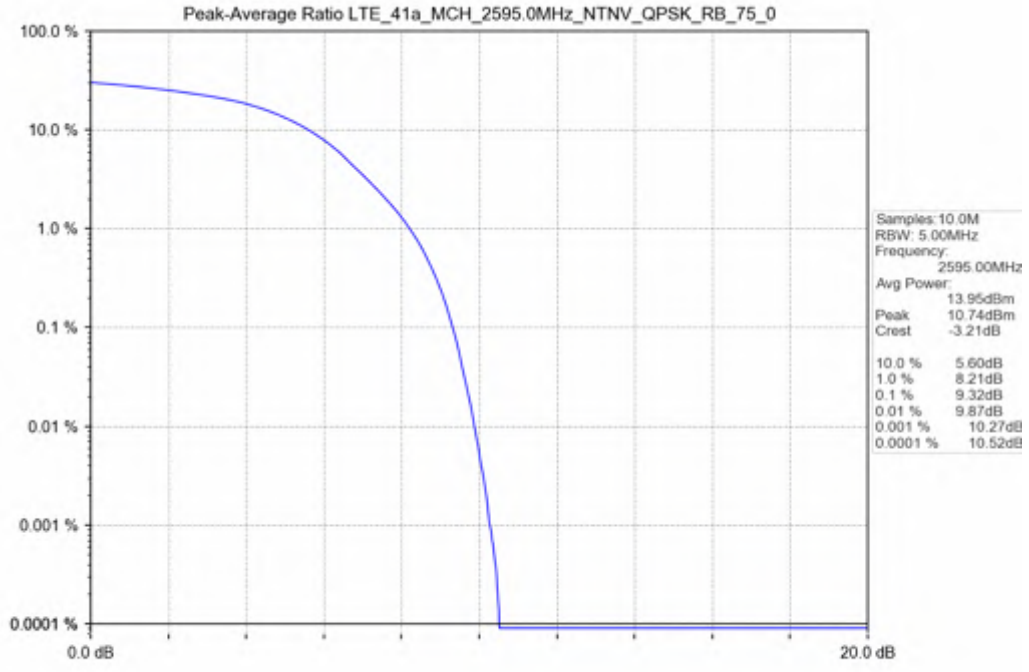
Peak-Average Ratio LTE_41a_MCH_2595.0MHz_NTNV_QPSK_RB_75_0
100.0 %
10.0 %
1.0 %
0.1 %
0.01 %
0.001 %
0.0001 %
0.0 dB
20.0 dB
Samples: 10.0M
RBW: 5.00MHz
Frequency:
2595.00MHz
Avg Power:
13.95dBm
Peak 10.74dBm
Crest -3.21dB
10.0 % 5.60dB
1.0 % 8.21dB
0.1 % 9.32dB
0.01 % 9.87dB
0.001 % 10.27dB
0.0001 % 10.52dB

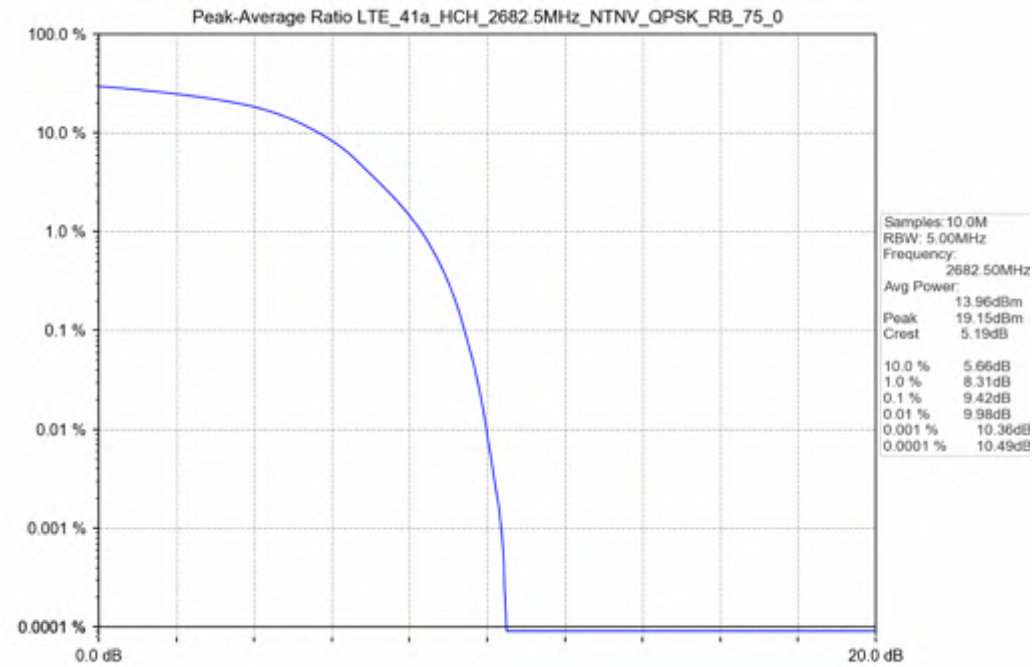

Test Band: 41a _ 20MHz Bandwidth							
Test Mode	RB Allocation		Test result (dB)			Limit (dB)	Verdict
	Size	Offset	LCH	MCH	HCH		
QPSK	100	0	9.57	9.68	10.12	13	PASS
16QAM	100	0	10.50	10.63	10.48	13	PASS

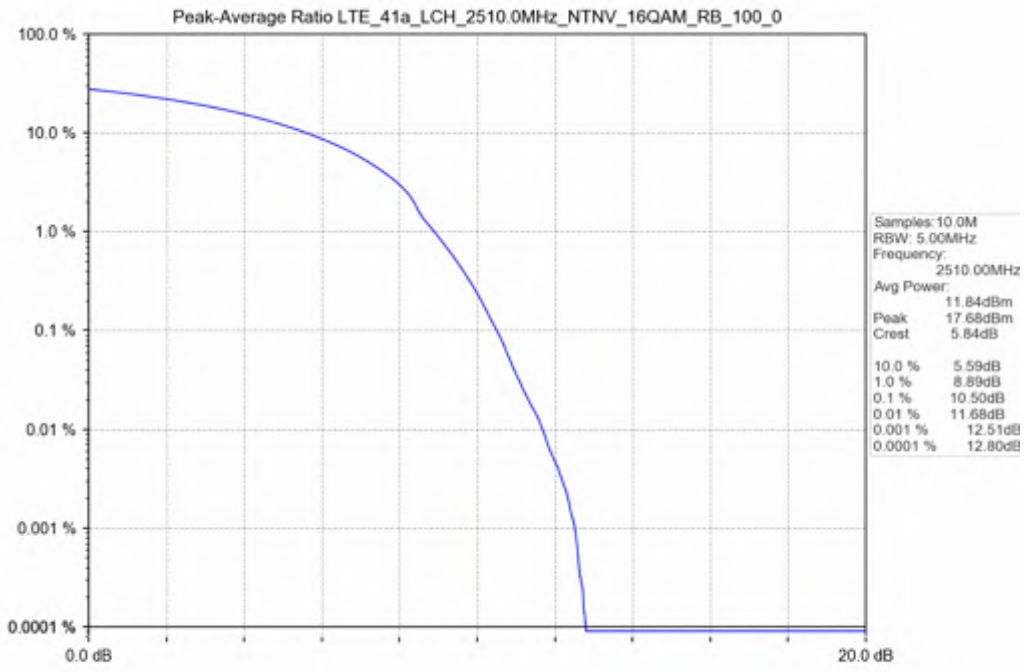
Peak-Average Ratio LTE_41a_LCH_2510.0MHz_NTNV_16QAM_RB_100_0
100.0 %
10.0 %
1.0 %
0.1 %
0.01 %
0.001 %
0.0001 %
0.0 dB
20.0 dB
Samples: 10.0M
RBW: 5.00MHz
Frequency:
2510.00MHz
Avg Power:
11.84dBm
Peak 17.68dBm
Crest 5.84dB
10.0 % 5.59dB
1.0 % 8.89dB
0.1 % 10.50dB
0.01 % 11.68dB
0.001 % 12.51dB
0.0001 % 12.80dB

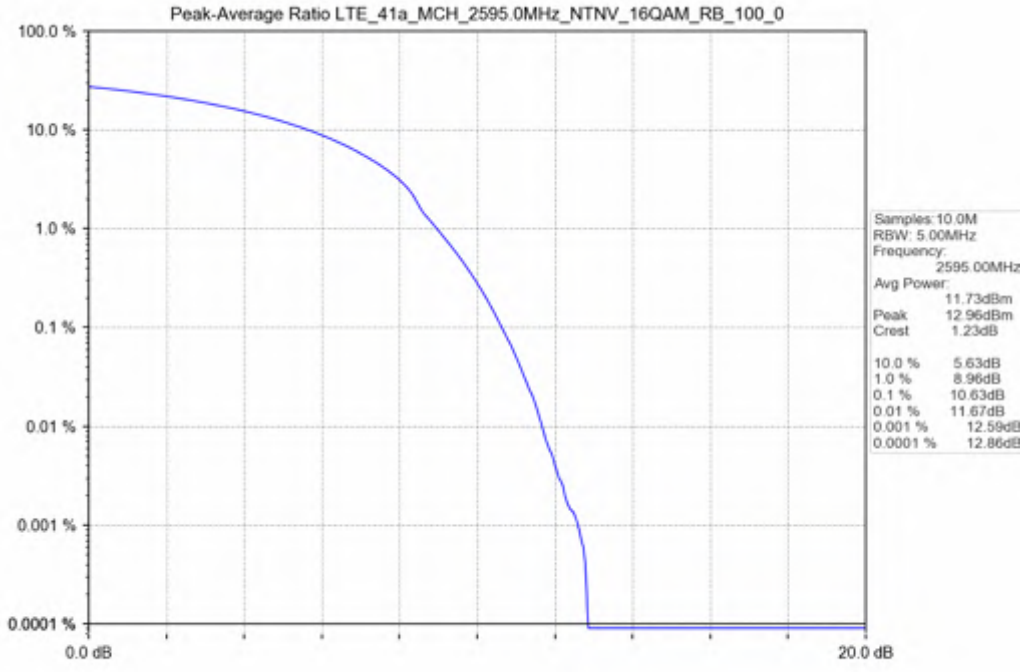
Peak-Average Ratio LTE_41a_MCH_2595.0MHz_NTNV_16QAM_RB_100_0
100.0 %
10.0 %
1.0 %
0.1 %
0.01 %
0.001 %
0.0001 %
0.0 dB
20.0 dB
Samples: 10.0M
RBW: 5.00MHz
Frequency:
2595.00MHz
Avg Power:
11.73dBm
Peak 12.96dBm
Crest 1.23dB
10.0 % 5.63dB
1.0 % 8.96dB
0.1 % 10.63dB
0.01 % 11.67dB
0.001 % 12.59dB
0.0001 % 12.86dB

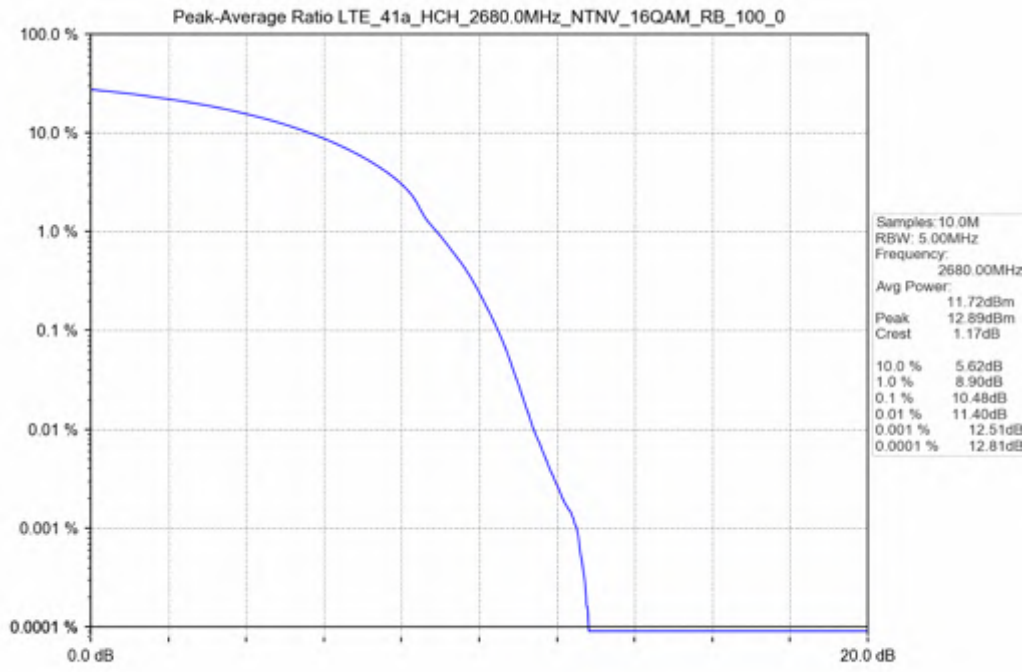
Peak-Average Ratio LTE_41a_HCH_2680.0MHz_NTNV_16QAM_RB_100_0
100.0 %
10.0 %
1.0 %
0.1 %
0.01 %
0.001 %
0.0001 %
0.0 dB
20.0 dB
Samples: 10.0M
RBW: 5.00MHz
Frequency:
2680.00MHz
Avg Power:
11.72dBm
Peak 12.89dBm
Crest 1.17dB
10.0 % 5.62dB
1.0 % 8.90dB
0.1 % 10.48dB
0.01 % 11.40dB
0.001 % 12.51dB
0.0001 % 12.81dB

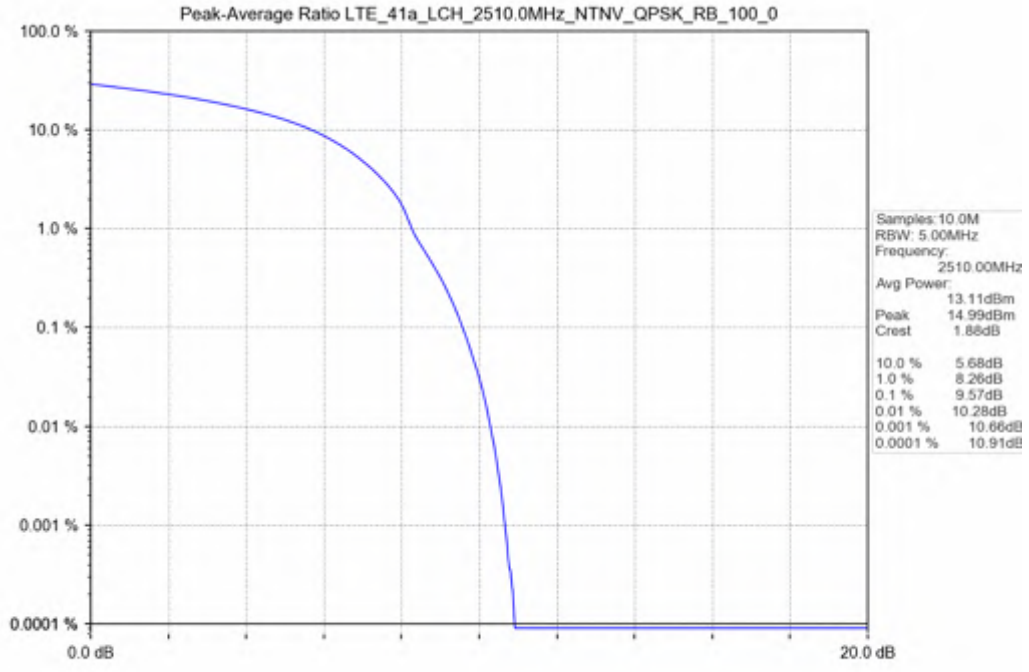
Peak-Average Ratio LTE_41a_LCH_2510.0MHz_NTNV_QPSK_RB_100_0
100.0 %
10.0 %
1.0 %
0.1 %
0.01 %
0.001 %
0.0001 %
0.0 dB
20.0 dB
Samples: 10.0M
RBW: 5.00MHz
Frequency:
2510.00MHz
Avg Power:
13.11dBm
Peak 14.99dBm
Crest 1.88dB
10.0 % 5.68dB
1.0 % 8.26dB
0.1 % 9.57dB
0.01 % 10.28dB
0.001 % 10.66dB
0.0001 % 10.91dB

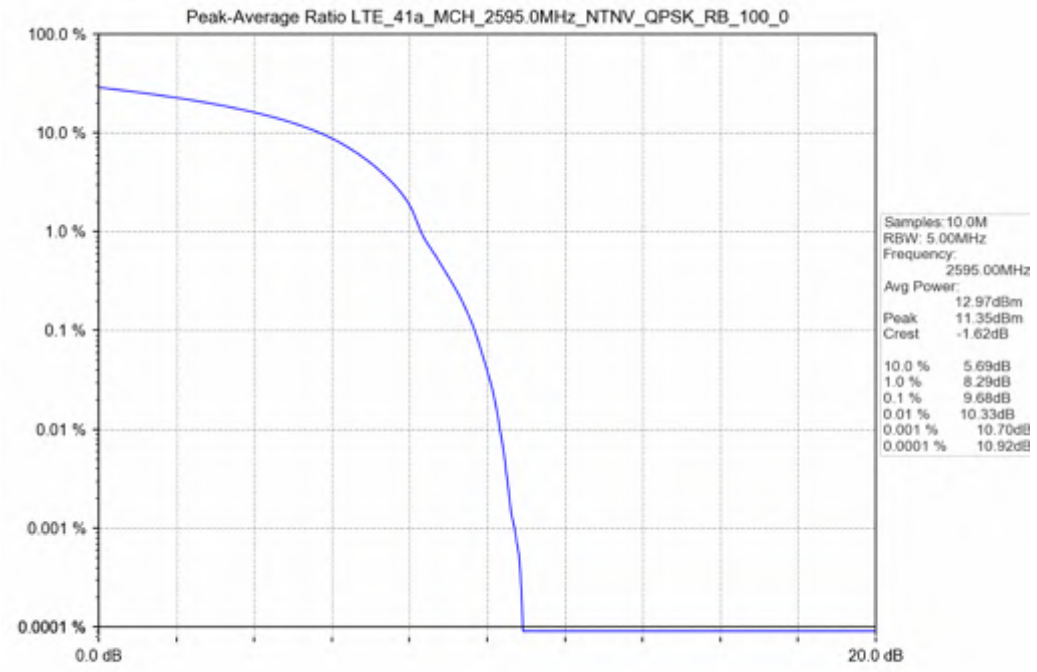
Peak-Average Ratio LTE_41a_MCH_2595.0MHz_NTNV_QPSK_RB_100_0
100.0 %
10.0 %
1.0 %
0.1 %
0.01 %
0.001 %
0.0001 %
0.0 dB
20.0 dB
Samples: 10.0M
RBW: 5.00MHz
Frequency:
2595.00MHz
Avg Power:
12.97dBm
Peak 11.35dBm
Crest -1.62dB
10.0 % 5.69dB
1.0 % 8.29dB
0.1 % 9.68dB
0.01 % 10.33dB
0.001 % 10.70dB
0.0001 % 10.92dB

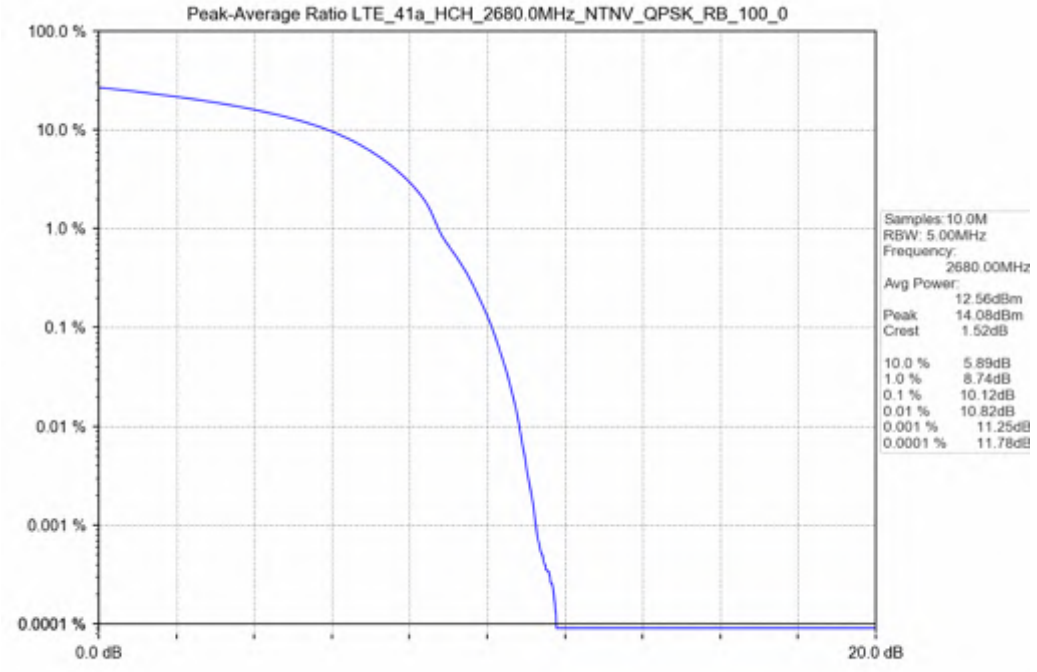
Peak-Average Ratio LTE_41a_HCH_2680.0MHz_NTNV_QPSK_RB_100_0
100.0 %
10.0 %
1.0 %
0.1 %
0.01 %
0.001 %
0.0001 %
0.0 dB
20.0 dB
Samples: 10.0M
RBW: 5.00MHz
Frequency:
2680.00MHz
Avg Power:
12.56dBm
Peak 14.08dBm
Crest 1.52dB
10.0 % 5.89dB
1.0 % 8.74dB
0.1 % 10.12dB
0.01 % 10.82dB
0.001 % 11.25dB
0.0001 % 11.78dB

Band 41b

Test Band: 41b _ 5MHz Bandwidth							
Test Mode	RB Allocation		Test result (dB)			Limit (dB)	Verdict
	Size	Offset	LCH	MCH	HCH		
QPSK	25	0	9.22	9.01	9.13	13	PASS
16QAM	25	0	9.87	9.79	9.76	13	PASS

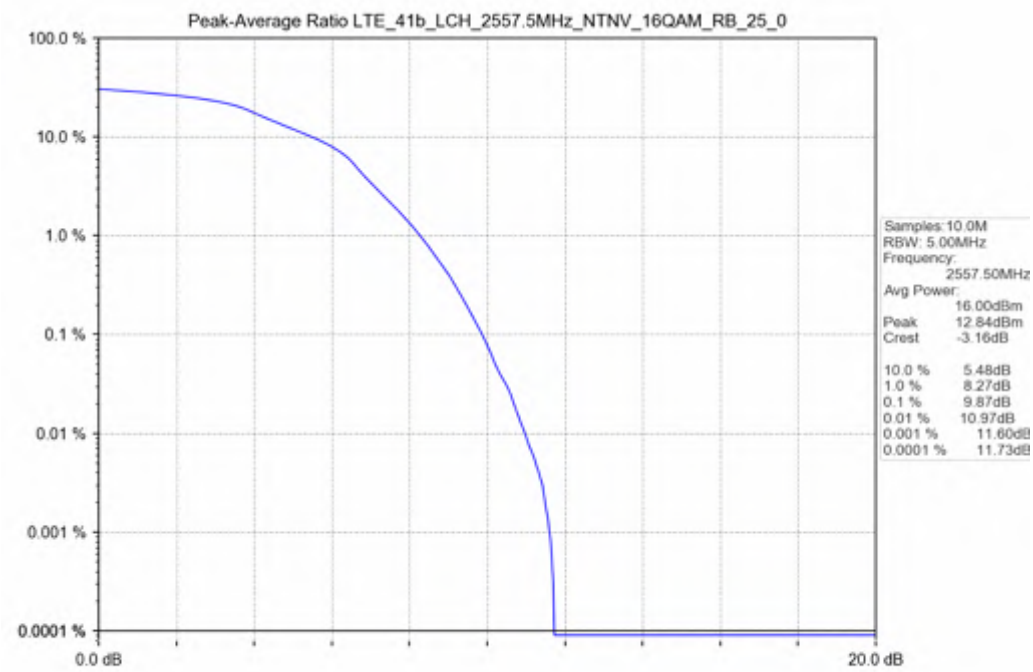

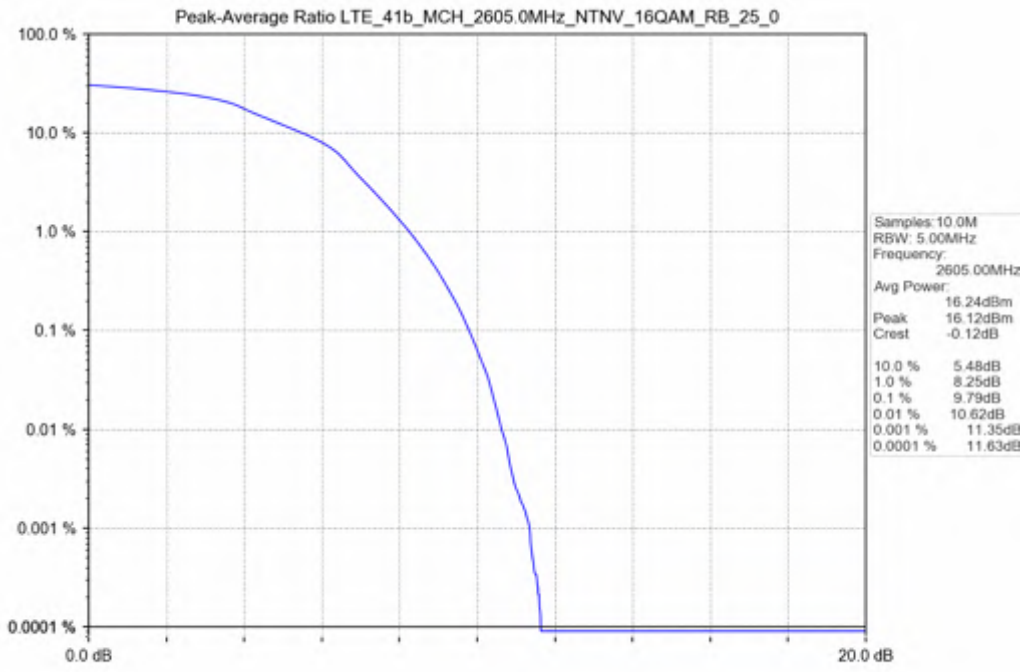
Peak-Average Ratio LTE_41b_MCH_2605.0MHz_NTNV_16QAM_RB_25_0
100.0 %
10.0 %
1.0 %
0.1 %
0.01 %
0.001 %
0.0001 %
0.0 dB
20.0 dB
Samples: 10.0M
RBW: 5.00MHz
Frequency:
2605.00MHz
Avg Power:
16.24dBm
Peak 16.12dBm
Crest -0.12dB
10.0 % 5.48dB
1.0 % 8.25dB
0.1 % 9.79dB
0.01 % 10.62dB
0.001 % 11.35dB
0.0001 % 11.63dB

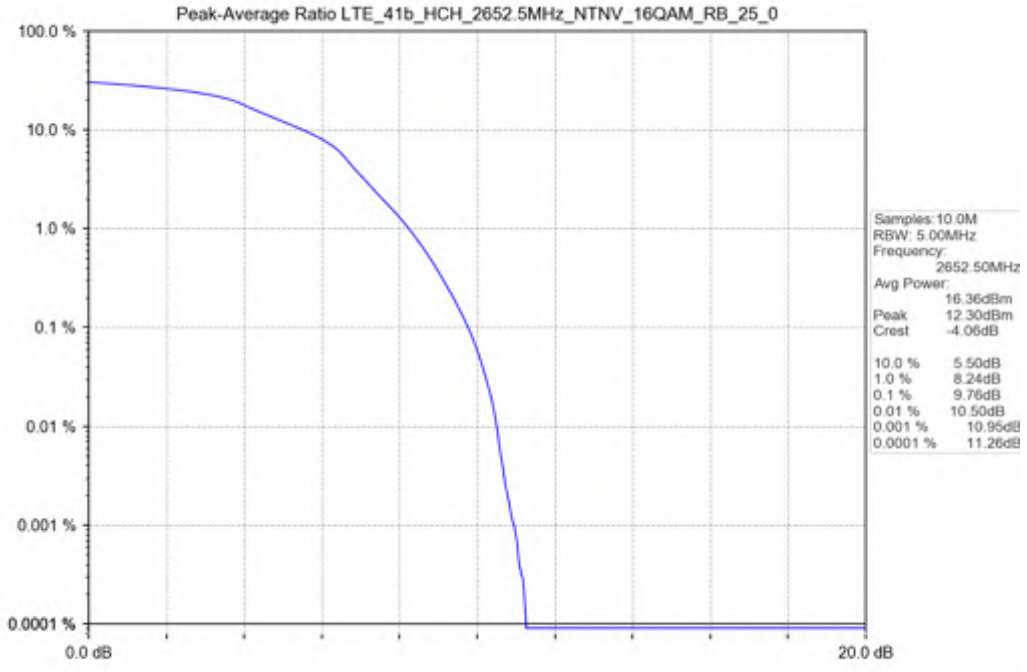
Peak-Average Ratio LTE_41b_HCH_2652.5MHz_NTNV_16QAM_RB_25_0
100.0 %
10.0 %
1.0 %
0.1 %
0.01 %
0.001 %
0.0001 %
0.0 dB
20.0 dB
Samples: 10.0M
RBW: 5.00MHz
Frequency:
2652.50MHz
Avg Power:
16.36dBm
Peak 12.30dBm
Crest -4.06dB
10.0 % 5.50dB
1.0 % 8.24dB
0.1 % 9.76dB
0.01 % 10.50dB
0.001 % 10.95dB
0.0001 % 11.26dB

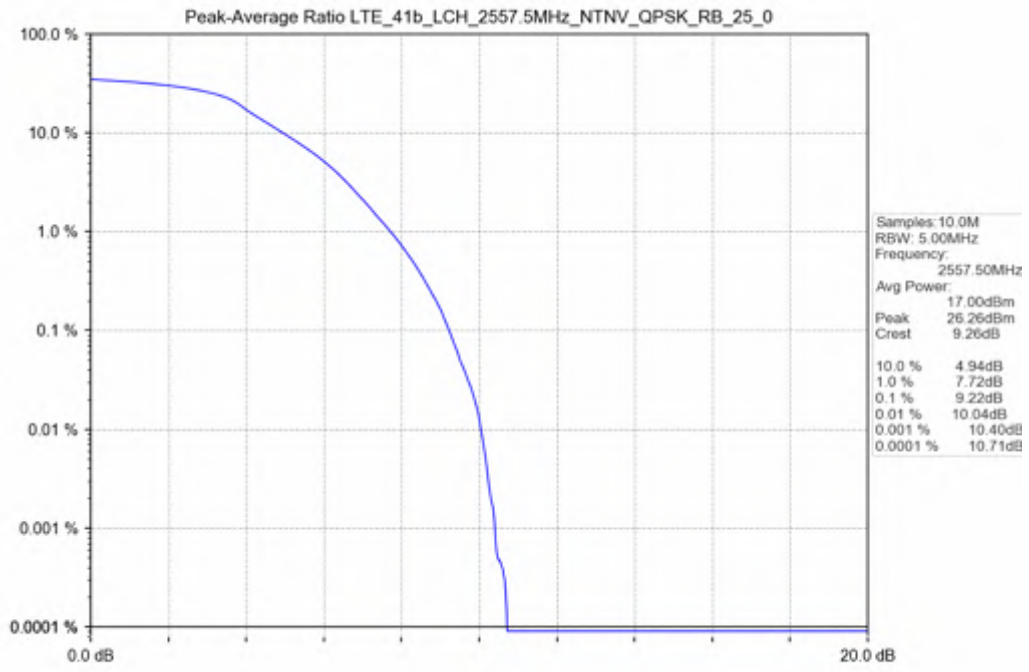
Peak-Average Ratio LTE_41b_LCH_2557.5MHz_NTNV_QPSK_RB_25_0
100.0 %
10.0 %
1.0 %
0.1 %
0.01 %
0.001 %
0.0001 %
0.0 dB
20.0 dB
Samples: 10.0M
RBW: 5.00MHz
Frequency:
2557.50MHz
Avg Power:
17.00dBm
Peak 26.26dBm
Crest 9.26dB
10.0 % 4.94dB
1.0 % 7.72dB
0.1 % 9.22dB
0.01 % 10.04dB
0.001 % 10.40dB
0.0001 % 10.71dB

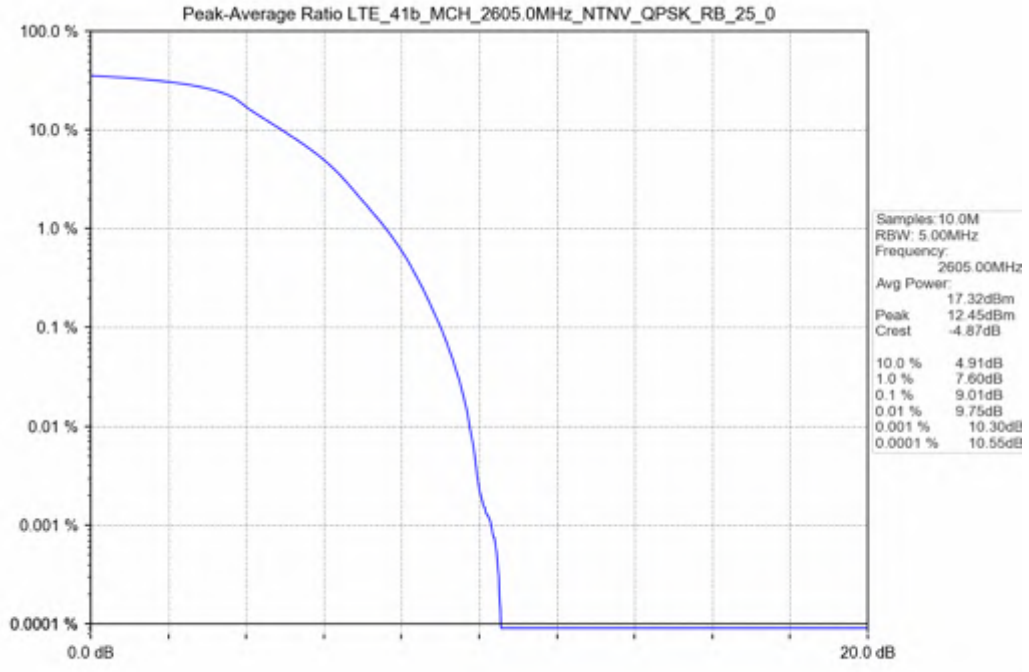
Peak-Average Ratio LTE_41b_MCH_2605.0MHz_NTNV_QPSK_RB_25_0
100.0 %
10.0 %
1.0 %
0.1 %
0.01 %
0.001 %
0.0001 %
0.0 dB
20.0 dB
Samples: 10.0M
RBW: 5.00MHz
Frequency:
2605.00MHz
Avg Power:
17.32dBm
Peak 12.45dBm
Crest -4.87dB
10.0 % 4.91dB
1.0 % 7.60dB
0.1 % 9.01dB
0.01 % 9.75dB
0.001 % 10.30dB
0.0001 % 10.55dB

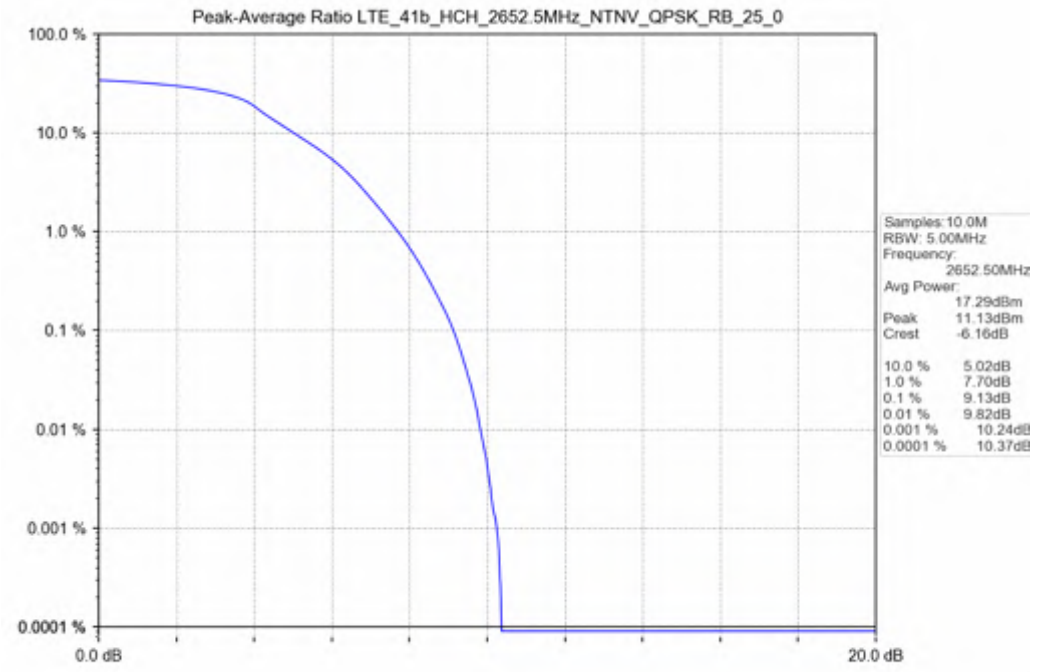

Test Band: 41b _ 10MHz Bandwidth							
Test Mode	RB Allocation		Test result (dB)			Limit (dB)	Verdict
	Size	Offset	LCH	MCH	HCH		
QPSK	50	0	8.52	8.41	8.61	13	PASS
16QAM	50	0	9.72	9.72	9.62	13	PASS

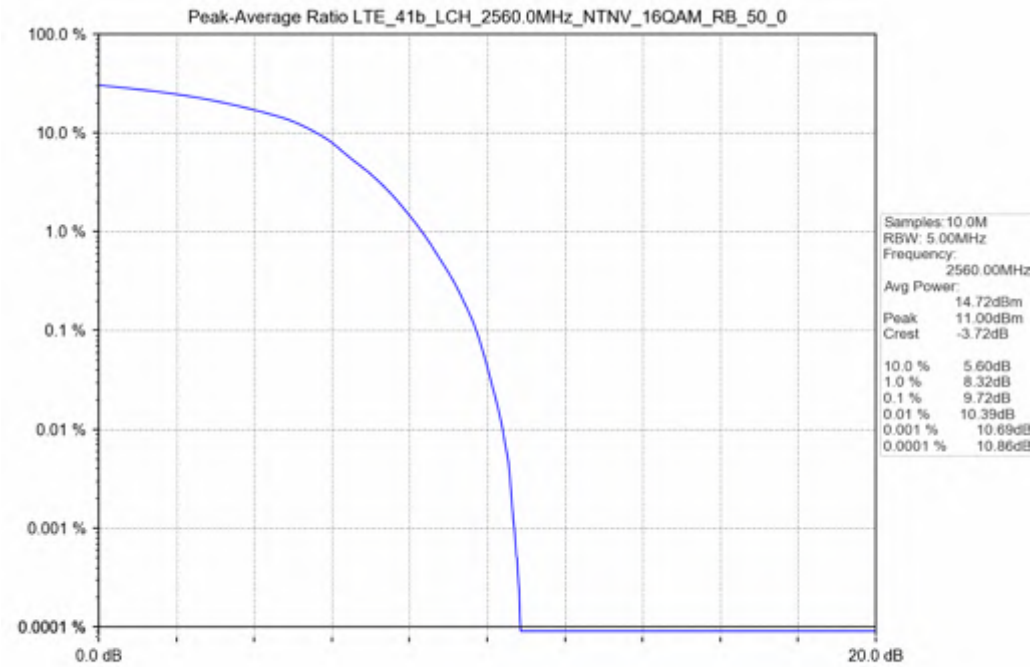
Peak-Average Ratio LTE_41b_LCH_2560.0MHz_NTNV_16QAM_RB_50_0
100.0 %
10.0 %
1.0 %
0.1 %
0.01 %
0.001 %
0.0001 %
0.0 dB
20.0 dB
Samples: 10.0M
RBW: 5.00MHz
Frequency:
2560.00MHz
Avg Power:
14.72dBm
Peak 11.00dBm
Crest -3.72dB
10.0 % 5.60dB
1.0 % 8.32dB
0.1 % 9.72dB
0.01 % 10.39dB
0.001 % 10.69dB
0.0001 % 10.86dB

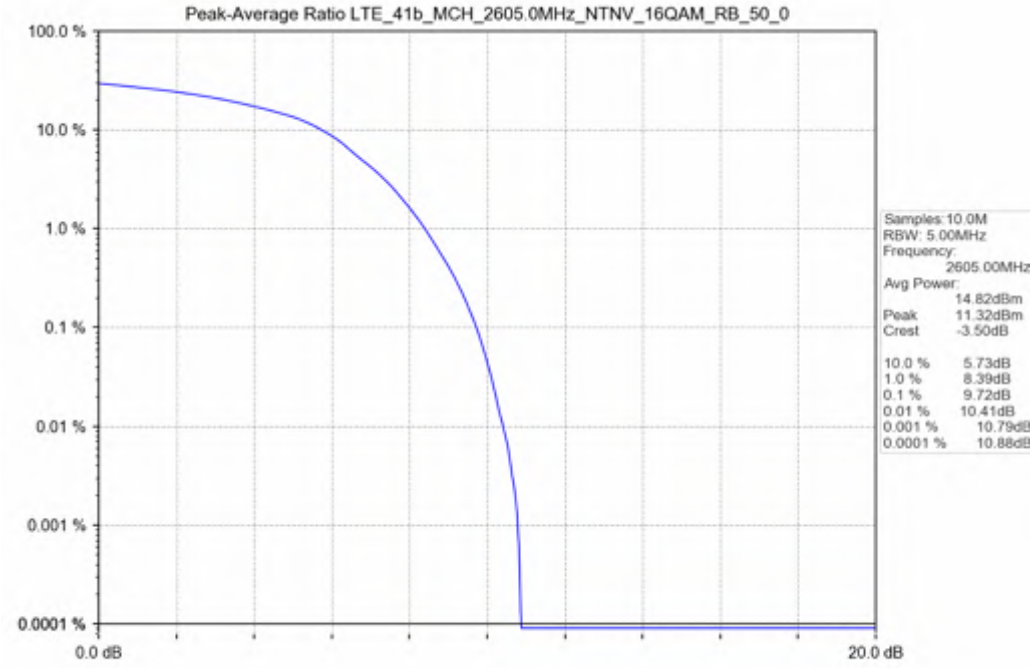
Peak-Average Ratio LTE_41b_MCH_2605.0MHz_NTNV_16QAM_RB_50_0
100.0 %
10.0 %
1.0 %
0.1 %
0.01 %
0.001 %
0.0001 %
0.0 dB
20.0 dB
Samples: 10.0M
RBW: 5.00MHz
Frequency:
2605.00MHz
Avg Power:
14.82dBm
Peak 11.32dBm
Crest -3.50dB
10.0 % 5.73dB
1.0 % 8.39dB
0.1 % 9.72dB
0.01 % 10.41dB
0.001 % 10.79dB
0.0001 % 10.88dB

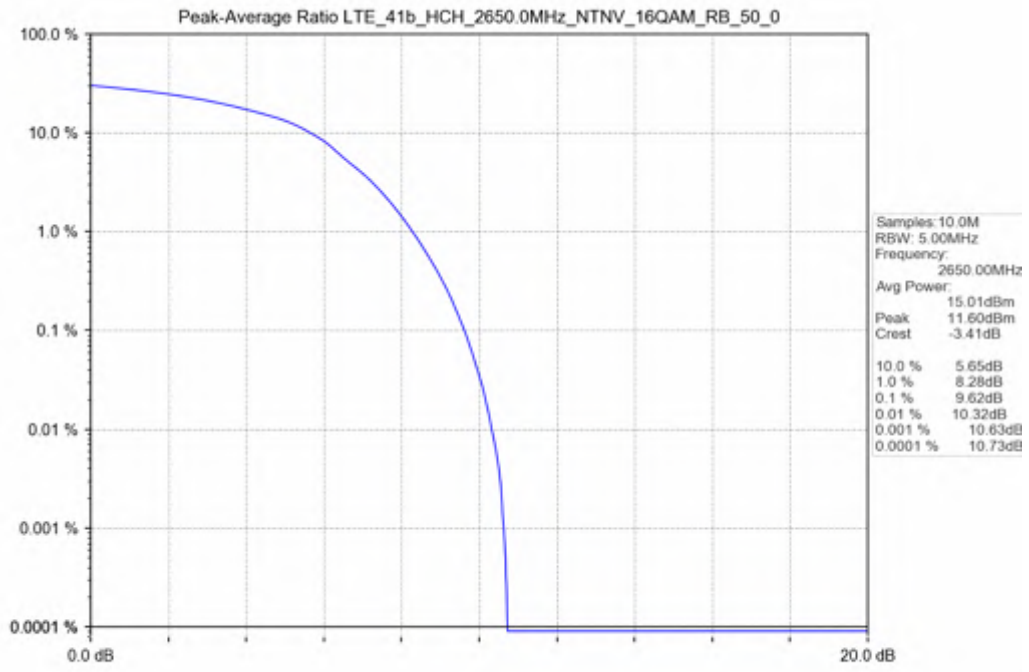
Peak-Average Ratio LTE_41b_HCH_2650.0MHz_NTNV_16QAM_RB_50_0
100.0 %
10.0 %
1.0 %
0.1 %
0.01 %
0.001 %
0.0001 %
0.0 dB
20.0 dB
Samples: 10.0M
RBW: 5.00MHz
Frequency:
2650.00MHz
Avg Power:
15.01dBm
Peak 11.60dBm
Crest -3.41dB
10.0 % 5.65dB
1.0 % 8.28dB
0.1 % 9.62dB
0.01 % 10.32dB
0.001 % 10.63dB
0.0001 % 10.73dB

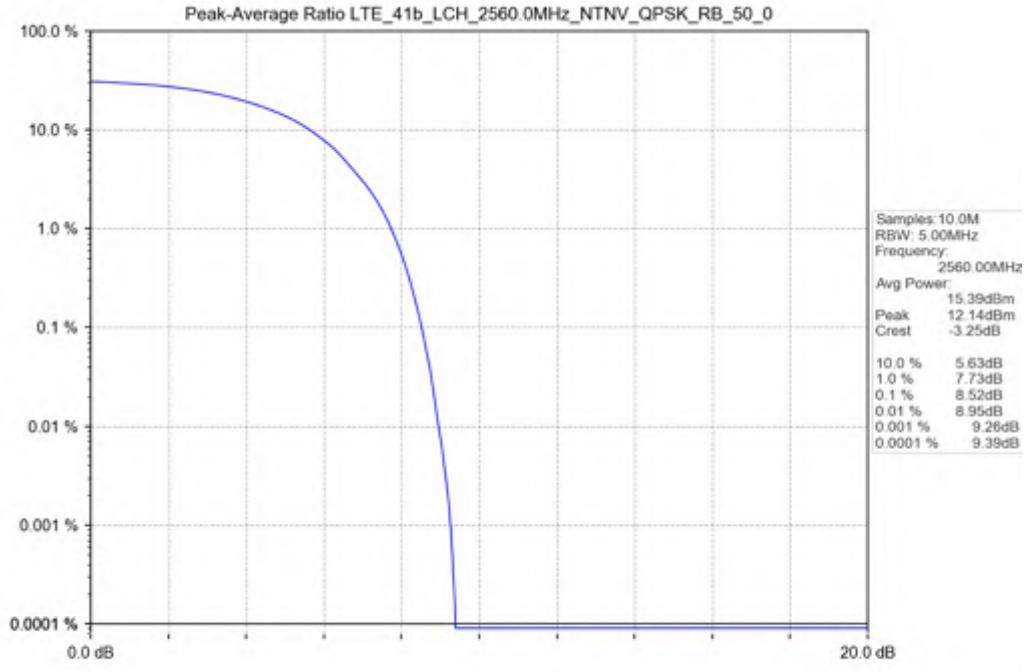
Peak-Average Ratio LTE_41b_LCH_2560.0MHz_NTNV_QPSK_RB_50_0
100.0 %
10.0 %
1.0 %
0.1 %
0.01 %
0.001 %
0.0001 %
0.0 dB
20.0 dB
Samples: 10.0M
RBW: 5.00MHz
Frequency:
2560.00MHz
Avg Power:
15.39dBm
Peak 12.14dBm
Crest -3.25dB
10.0 % 5.63dB
1.0 % 7.73dB
0.1 % 8.52dB
0.01 % 8.95dB
0.001 % 9.26dB
0.0001 % 9.39dB

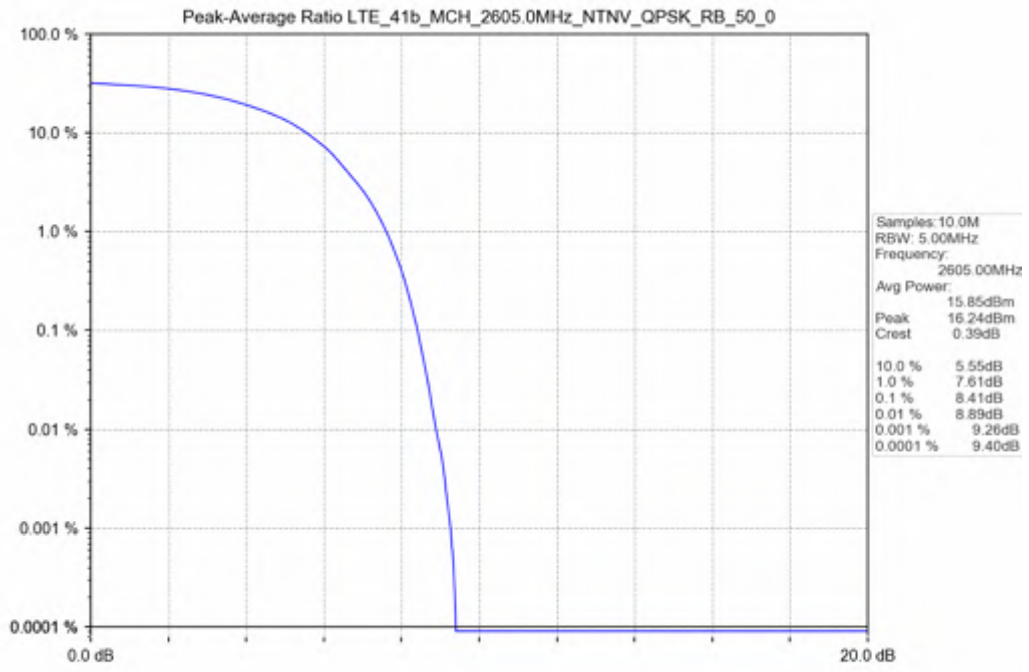

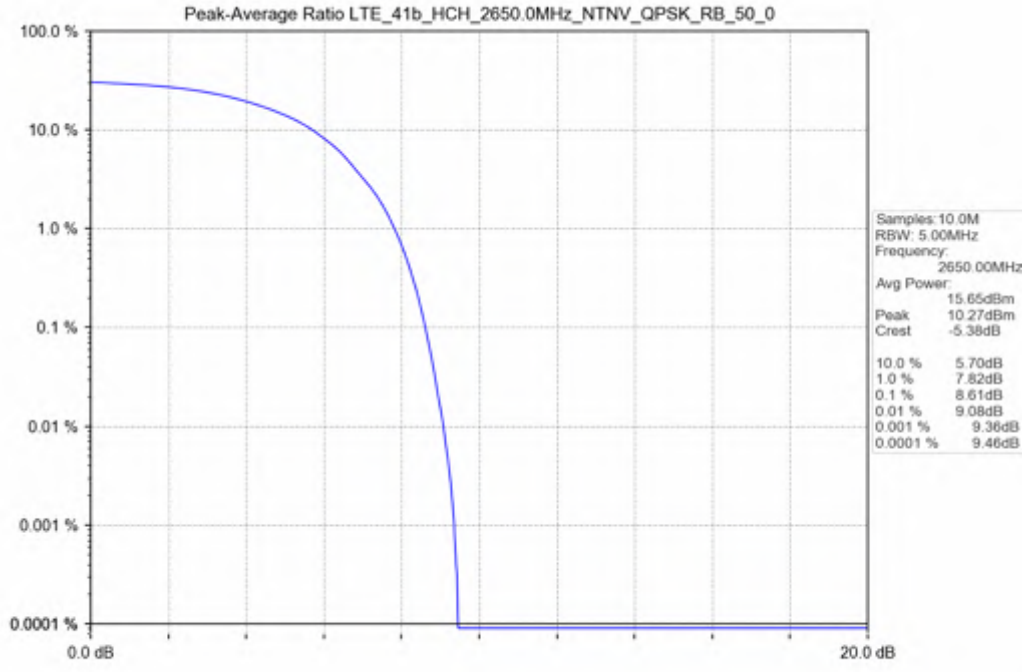

Test Band: 41b _ 15MHz Bandwidth

Test Mode	RB Allocation		Test result (dB)			Limit (dB)	Verdict
	Size	Offset	LCH	MCH	HCH		
QPSK	75	0	9.35	9.34	9.59	13	PASS
16QAM	75	0	10.33	10.38	10.27	13	PASS

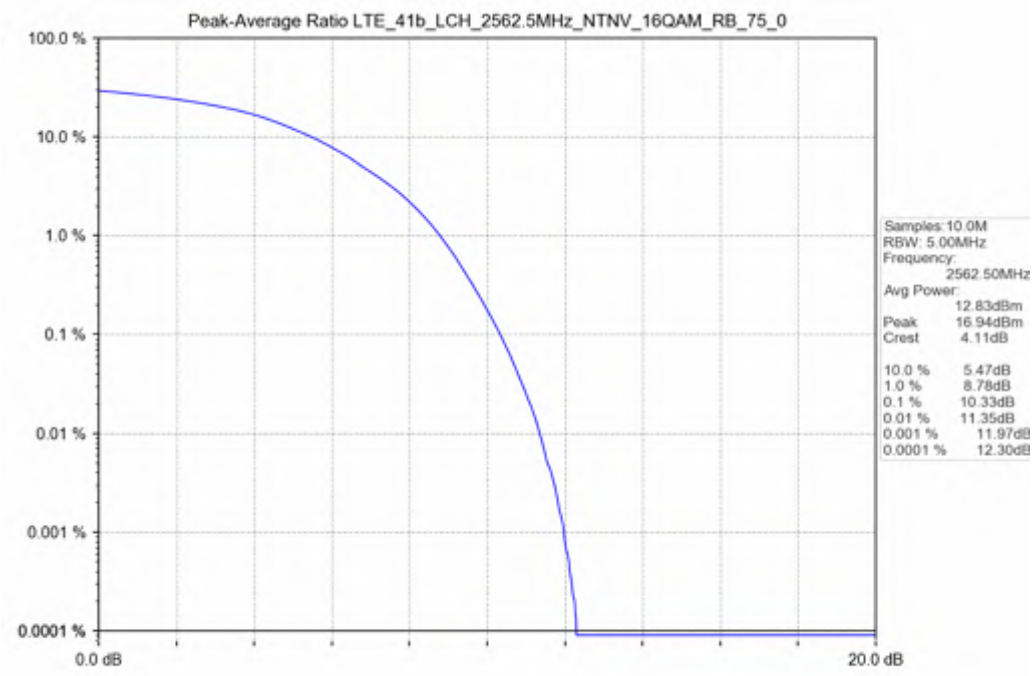

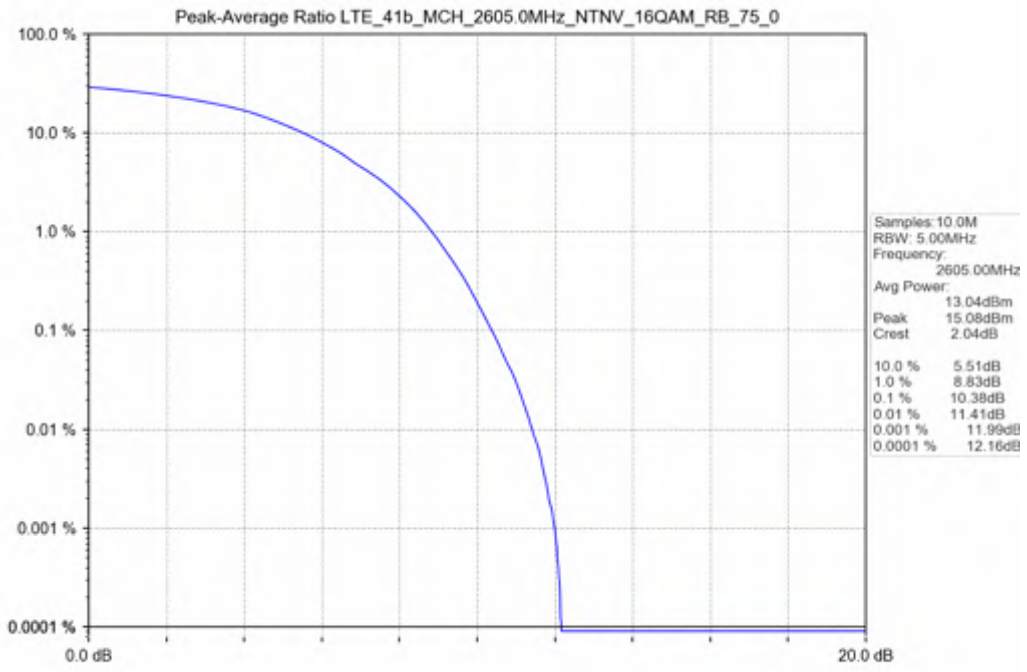
Peak-Average Ratio LTE_41b_MCH_2605.0MHz_NTNV_16QAM_RB_75_0
100.0 %
10.0 %
1.0 %
0.1 %
0.01 %
0.001 %
0.0001 %
0.0 dB
20.0 dB
Samples: 10.0M
RBW: 5.00MHz
Frequency:
2605.00MHz
Avg Power:
13.04dBm
Peak 15.08dBm
Crest 2.04dB
10.0 % 5.51dB
1.0 % 8.83dB
0.1 % 10.38dB
0.01 % 11.41dB
0.001 % 11.99dB
0.0001 % 12.16dB

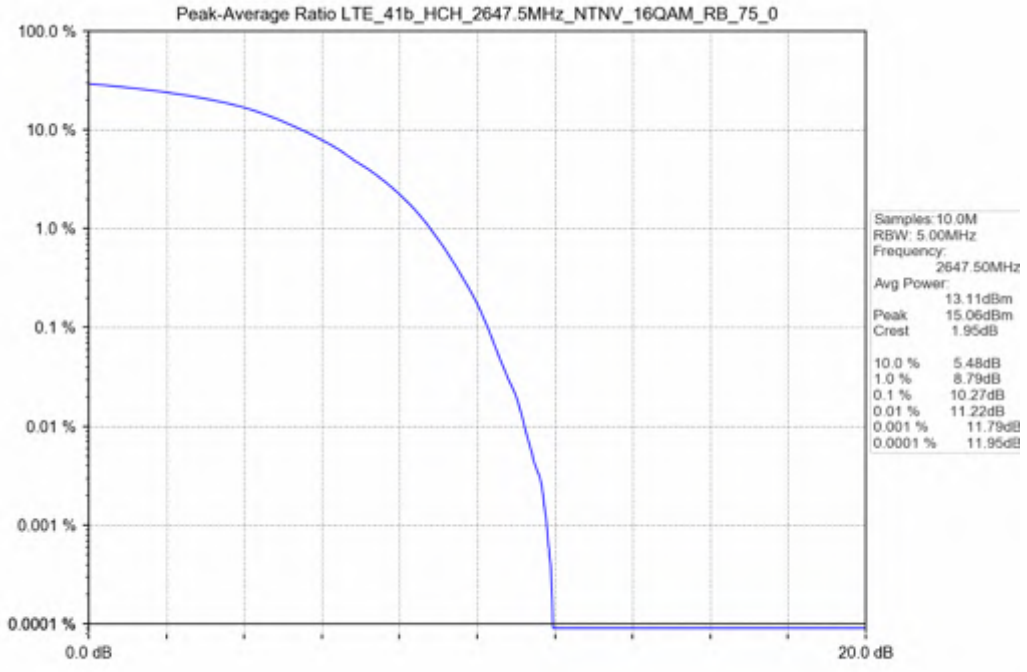
Peak-Average Ratio LTE_41b_HCH_2647.5MHz_NTNV_16QAM_RB_75_0
100.0 %
10.0 %
1.0 %
0.1 %
0.01 %
0.001 %
0.0001 %
0.0 dB
20.0 dB
Samples: 10.0M
RBW: 5.00MHz
Frequency:
2647.50MHz
Avg Power:
13.11dBm
Peak 15.06dBm
Crest 1.95dB
10.0 % 5.48dB
1.0 % 8.79dB
0.1 % 10.27dB
0.01 % 11.22dB
0.001 % 11.79dB
0.0001 % 11.95dB

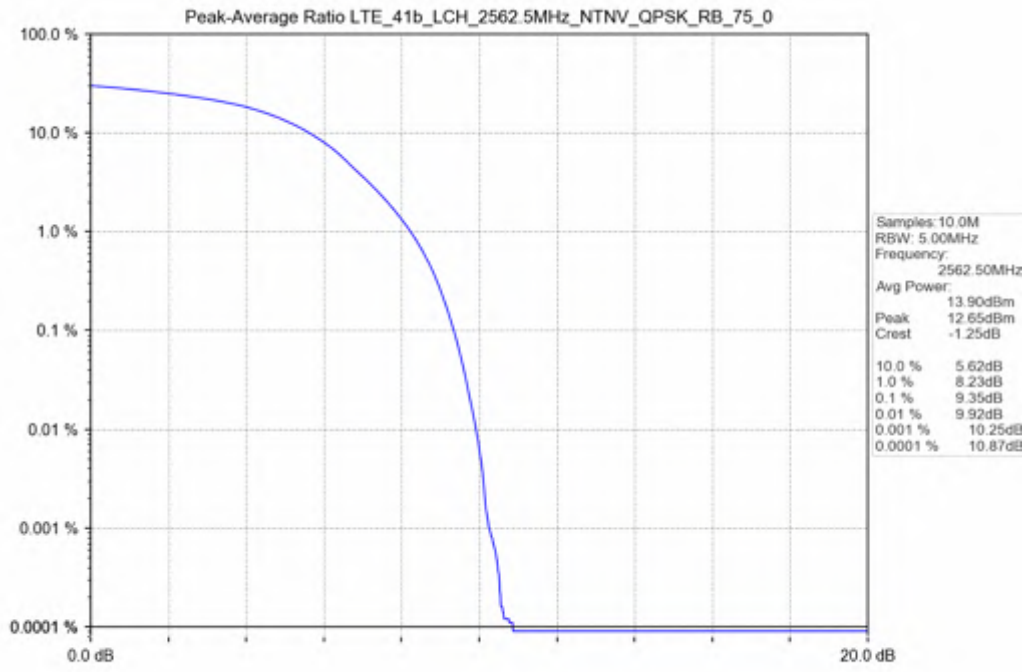
Peak-Average Ratio LTE_41b_LCH_2562.5MHz_NTNV_QPSK_RB_75_0
100.0 %
10.0 %
1.0 %
0.1 %
0.01 %
0.001 %
0.0001 %
0.0 dB
20.0 dB
Samples: 10.0M
RBW: 5.00MHz
Frequency:
2562.50MHz
Avg Power:
13.90dBm
Peak 12.65dBm
Crest -1.25dB
10.0 % 5.62dB
1.0 % 8.23dB
0.1 % 9.35dB
0.01 % 9.92dB
0.001 % 10.25dB
0.0001 % 10.87dB

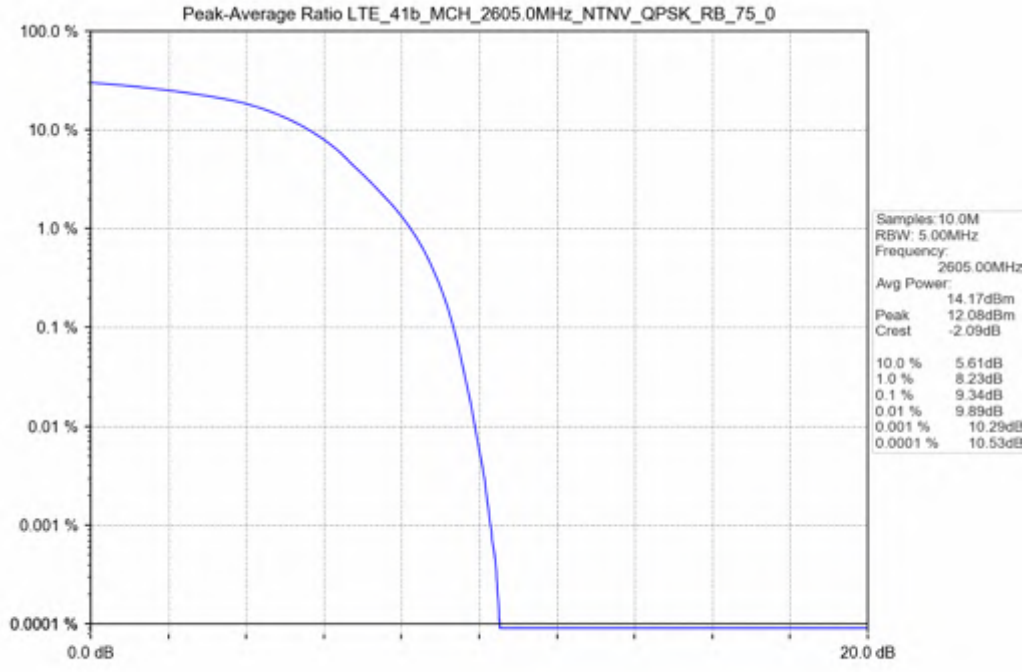
Peak-Average Ratio LTE_41b_MCH_2605.0MHz_NTNV_QPSK_RB_75_0
100.0 %
10.0 %
1.0 %
0.1 %
0.01 %
0.001 %
0.0001 %
0.0 dB
20.0 dB
Samples: 10.0M
RBW: 5.00MHz
Frequency:
2605.00MHz
Avg Power:
14.17dBm
Peak 12.08dBm
Crest -2.09dB
10.0 % 5.61dB
1.0 % 8.23dB
0.1 % 9.34dB
0.01 % 9.89dB
0.001 % 10.29dB
0.0001 % 10.53dB

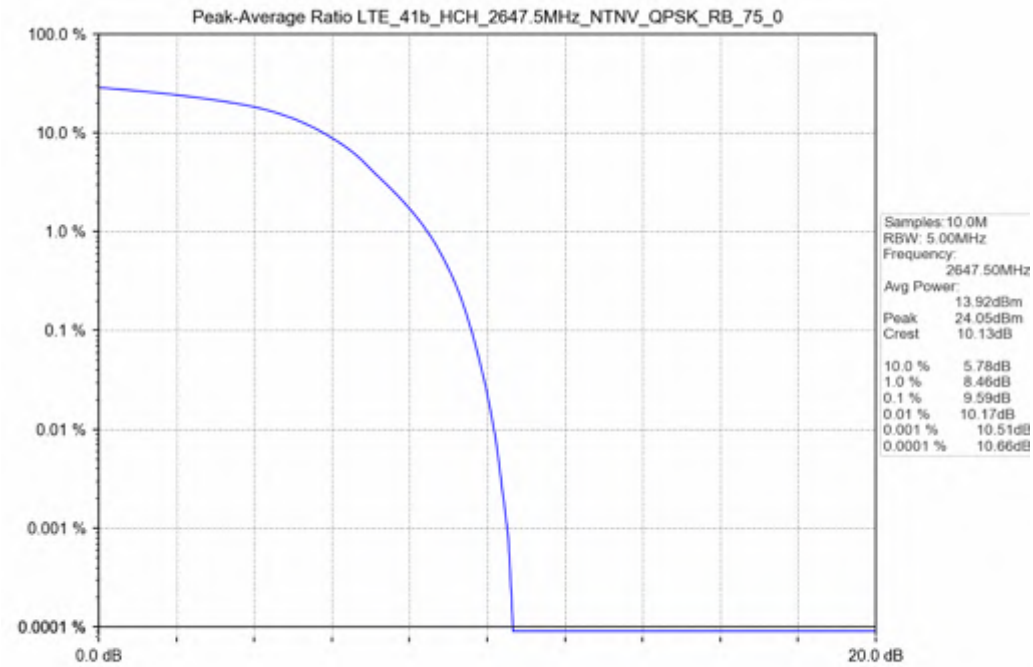

Test Band: 41b _ 20MHz Bandwidth							
Test Mode	RB Allocation		Test result (dB)			Limit (dB)	Verdict
	Size	Offset	LCH	MCH	HCH		
QPSK	100	0	10.03	10.22	10.24	13	PASS
16QAM	100	0	10.50	10.63	10.54	13	PASS

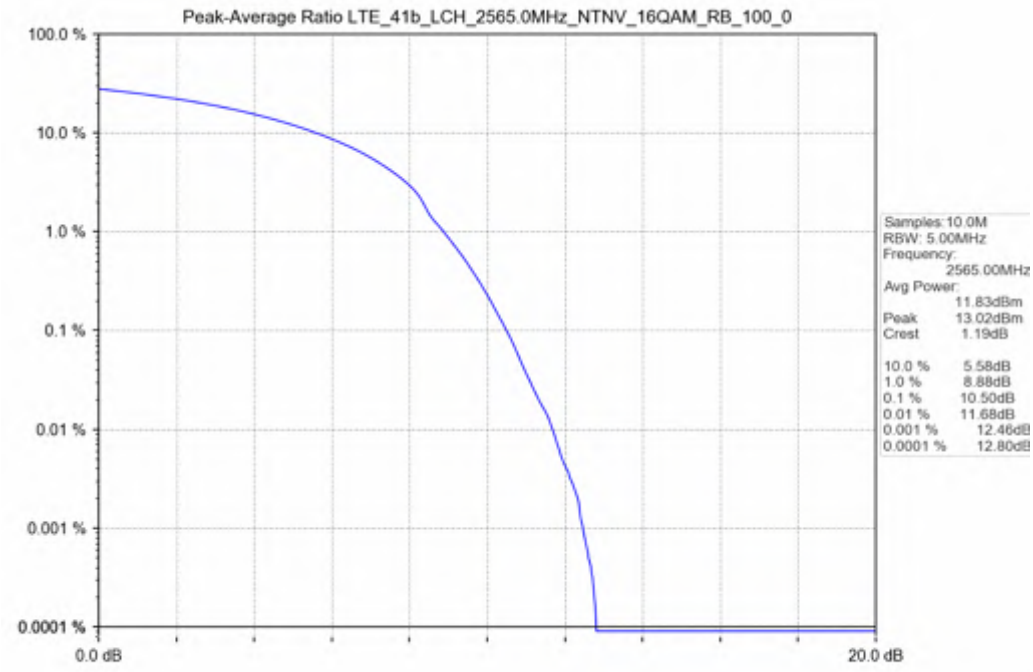
Peak-Average Ratio LTE_41b_LCH_2565.0MHz_NTNV_16QAM_RB_100_0
100.0 %
10.0 %
1.0 %
0.1 %
0.01 %
0.001 %
0.0001 %
0.0 dB
20.0 dB
Samples: 10.0M
RBW: 5.00MHz
Frequency:
2565.00MHz
Avg Power:
11.83dBm
Peak 13.02dBm
Crest 1.19dB
10.0 % 5.58dB
1.0 % 8.88dB
0.1 % 10.50dB
0.01 % 11.68dB
0.001 % 12.46dB
0.0001 % 12.80dB

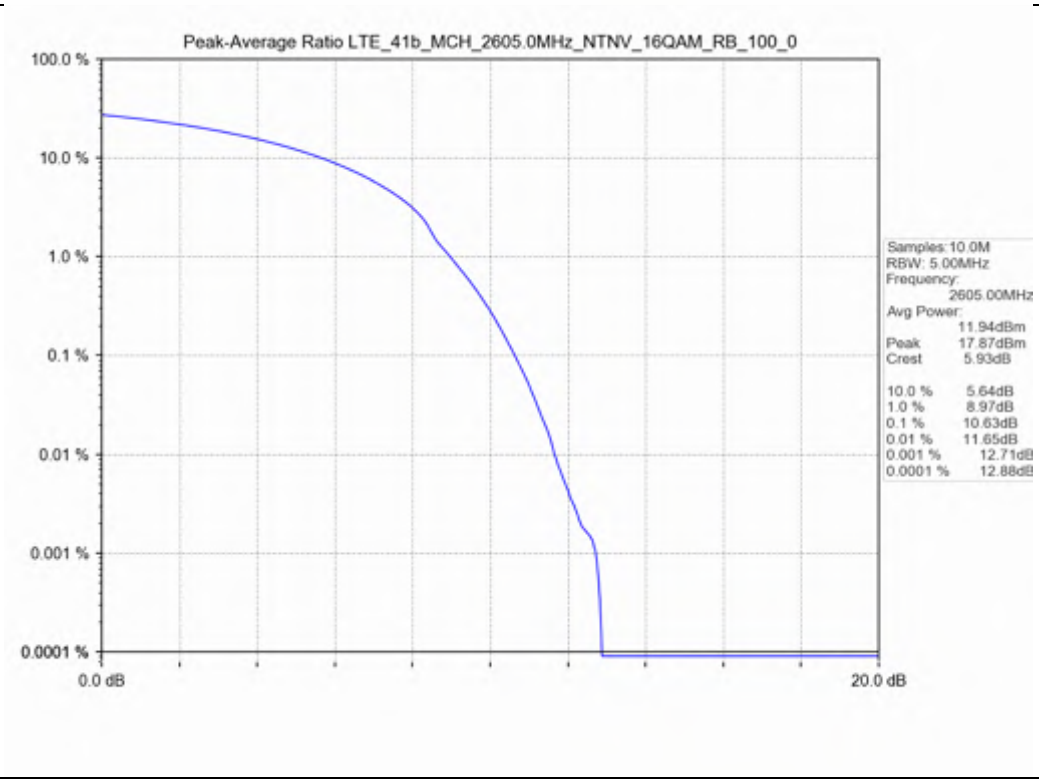
Peak-Average Ratio LTE_41b_MCH_2605.0MHz_NTNV_16QAM_RB_100_0
100.0 %
10.0 %
1.0 %
0.1 %
0.01 %
0.001 %
0.0001 %
0.0 dB
20.0 dB
Samples: 10.0M
RBW: 5.00MHz
Frequency:
2605.00MHz
Avg Power:
11.94dBm
Peak 17.87dBm
Crest 5.93dB
10.0 % 5.64dB
1.0 % 8.97dB
0.1 % 10.63dB
0.01 % 11.65dB
0.001 % 12.71dB
0.0001 % 12.88dB

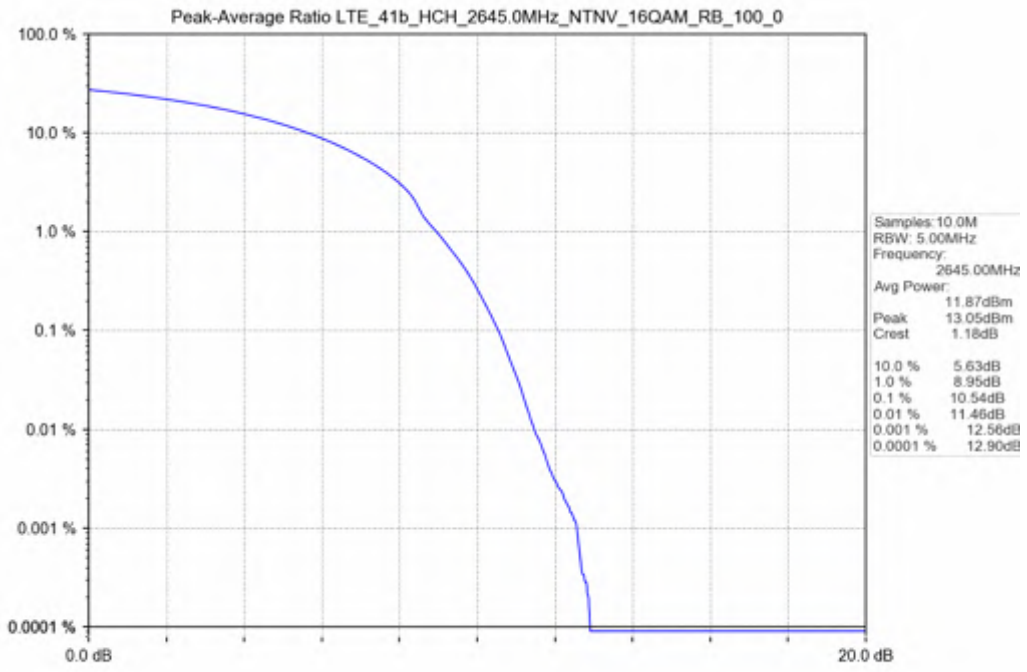
Peak-Average Ratio LTE_41b_HCH_2645.0MHz_NTNV_16QAM_RB_100_0
100.0 %
10.0 %
1.0 %
0.1 %
0.01 %
0.001 %
0.0001 %
0.0 dB
20.0 dB
Samples: 10.0M
RBW: 5.00MHz
Frequency:
2645.00MHz
Avg Power:
11.87dBm
Peak 13.05dBm
Crest 1.18dB
10.0 % 5.63dB
1.0 % 8.95dB
0.1 % 10.54dB
0.01 % 11.46dB
0.001 % 12.56dB
0.0001 % 12.90dB

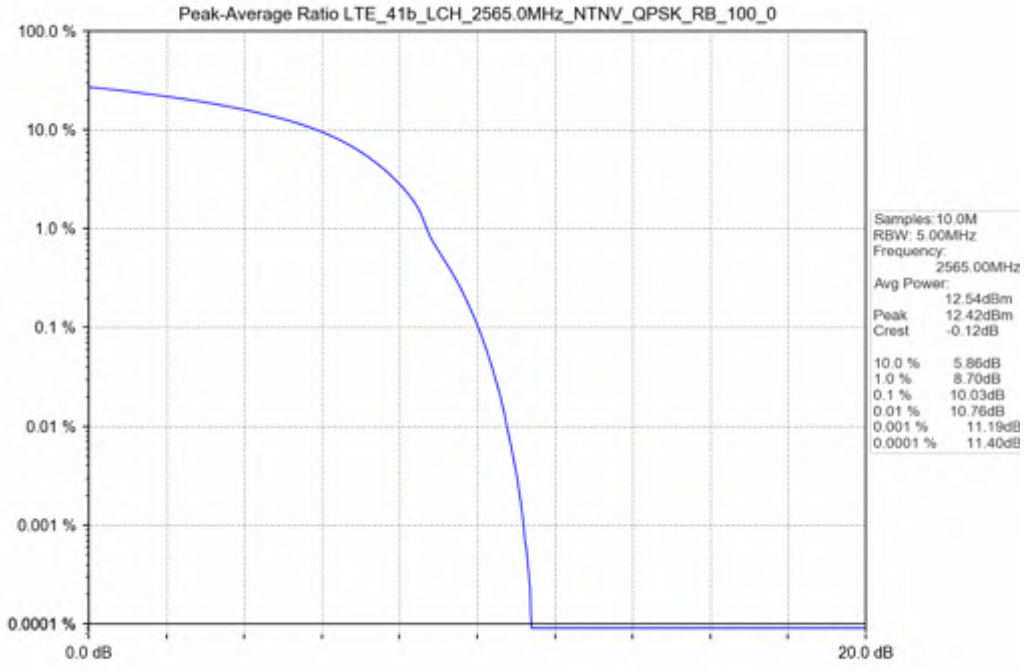
Peak-Average Ratio LTE_41b_LCH_2565.0MHz_NTNV_QPSK_RB_100_0
100.0 %
10.0 %
1.0 %
0.1 %
0.01 %
0.001 %
0.0001 %
0.0 dB
20.0 dB
Samples: 10.0M
RBW: 5.00MHz
Frequency:
2565.00MHz
Avg Power:
12.54dBm
Peak 12.42dBm
Crest -0.12dB
10.0 % 5.86dB
1.0 % 8.70dB
0.1 % 10.03dB
0.01 % 10.76dB
0.001 % 11.19dB
0.0001 % 11.40dB

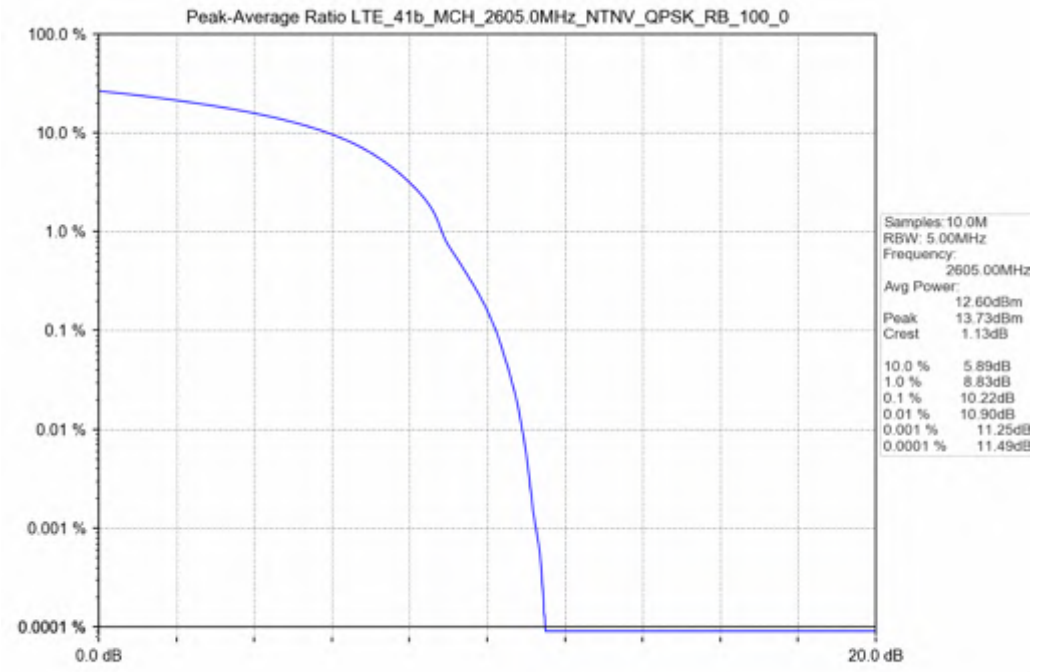

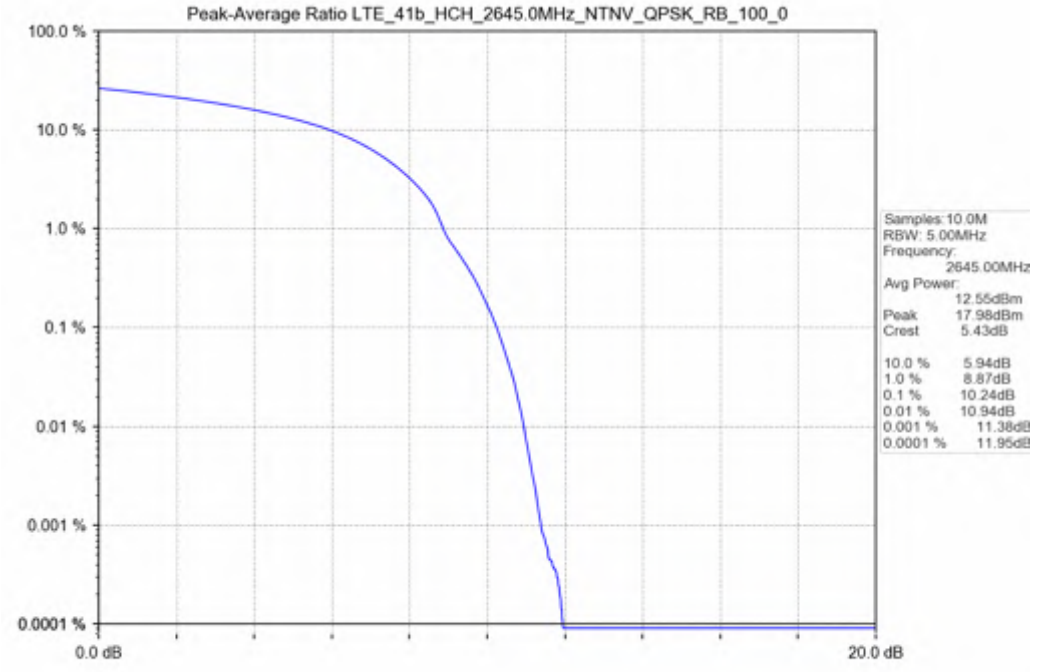

5.Effective (Isotropic) Radiated Power Output Data

Band 2

Test Band: 2 _ 1.4MHz Bandwidth												
Modulation	RB Allocation		Conducted Power (dBm)			Antenna gain		EIRP(dBm)			Limit (dBm)	Verdict
	Size	Offset	LCH	MCH	HCH	(dBd)	(dBi)	LCH	MCH	HCH		
QPSK	1	0	22.60	22.49	22.87	/	2.70	25.30	25.19	25.57	33.01	PASS
		2	22.69	22.56	22.97	/	2.70	25.39	25.26	25.67	33.01	PASS
		5	22.59	22.45	22.87	/	2.70	25.29	25.15	25.57	33.01	PASS
	3	0	22.69	22.62	22.90	/	2.70	25.39	25.32	25.60	33.01	PASS
		2	22.74	22.63	22.89	/	2.70	25.44	25.33	25.59	33.01	PASS
		3	22.70	22.62	22.91	/	2.70	25.40	25.32	25.61	33.01	PASS
	6	0	21.70	21.57	21.91	/	2.70	24.40	24.27	24.61	33.01	PASS
16QAM	1		21.79	21.51	21.80	/	2.70	24.49	24.21	24.50	33.01	PASS
		2	21.89	21.56	21.92	/	2.70	24.59	24.26	24.62	33.01	PASS
		5	21.77	21.46	21.86	/	2.70	24.47	24.16	24.56	33.01	PASS
	3	0	21.69	21.79	21.93	/	2.70	24.39	24.49	24.63	33.01	PASS
		2	21.73	21.80	21.90	/	2.70	24.43	24.50	24.60	33.01	PASS
		3	21.71	21.78	21.90	/	2.70	24.41	24.48	24.60	33.01	PASS
	6	0	20.71	20.58	20.79	/	2.70	23.41	23.28	23.49	33.01	PASS

Note:
1) dBd = dBi - 2.15
2) EIRP = Conducted output power + Antenna gain (dBi)

Test Band: 2 _ 3MHz Bandwidth												
Modulation	RB Allocation		Conducted Power (dBm)			Antenna gain		EIRP(dBm)			Limit (dBm)	Verdict
	Size	Offset	LCH	MCH	HCH	(dBd)	(dBi)	LCH	MCH	HCH		
QPSK	1	0	22.67	22.67	22.97	/	2.70	25.37	25.37	25.67	33.01	PASS
		7	22.81	22.72	23.12	/	2.70	25.51	25.42	25.82	33.01	PASS
		14	22.61	22.52	22.97	/	2.70	25.31	25.22	25.67	33.01	PASS
	8	0	21.73	21.63	21.97	/	2.70	24.43	24.33	24.67	33.01	PASS
		4	21.75	21.66	22.01	/	2.70	24.45	24.36	24.71	33.01	PASS
		7	21.72	21.59	21.96	/	2.70	24.42	24.29	24.66	33.01	PASS
	15	0	21.72	21.59	21.92	/	2.70	24.42	24.29	24.62	33.01	PASS
16QAM	1		21.88	22.18	21.92	/	2.70	24.58	24.88	24.62	33.01	PASS
		7	21.99	22.24	22.07	/	2.70	24.69	24.94	24.77	33.01	PASS
		14	21.82	22.07	21.88	/	2.70	24.52	24.77	24.58	33.01	PASS
	8	0	20.71	20.79	20.99	/	2.70	23.41	23.49	23.69	33.01	PASS
		4	20.74	20.79	21.02	/	2.70	23.44	23.49	23.72	33.01	PASS
		7	20.70	20.74	20.97	/	2.70	23.40	23.44	23.67	33.01	PASS
	15	0	20.70	20.67	20.94	/	2.70	23.40	23.37	23.64	33.01	PASS

Note:
1) dBd = dBi - 2.15
2) EIRP = Conducted output power + Antenna gain (dBi)

Test Band: 2 _ 5MHz Bandwidth												
Modulation	RB Allocation		Conducted Power (dBm)			Antenna gain		EIRP(dBm)			Limit (dBm)	Verdict
	Size	Offset	LCH	MCH	HCH	(dBd)	(dBi)	LCH	MCH	HCH		
QPSK	1	0	22.59	22.56	22.82	/	2.70	25.29	25.26	25.52	33.01	PASS
		13	22.68	22.63	22.94	/	2.70	25.38	25.33	25.64	33.01	PASS
		24	22.54	22.41	22.67	/	2.70	25.24	25.11	25.37	33.01	PASS
	12	0	21.65	21.61	21.92	/	2.70	24.35	24.31	24.62	33.01	PASS
		6	21.76	21.67	21.97	/	2.70	24.46	24.37	24.67	33.01	PASS
		13	21.66	21.58	21.90	/	2.70	24.36	24.28	24.60	33.01	PASS
	25	0	21.65	21.59	21.88	/	2.70	24.35	24.29	24.58	33.01	PASS
16QAM	1		21.85	21.47	21.87	/	2.70	24.55	24.17	24.57	33.01	PASS
		13	21.94	21.50	22.01	/	2.70	24.64	24.20	24.71	33.01	PASS

		24	21.84	21.34	21.90	/	2.70	24.54	24.04	24.60	33.01	PASS
	12	0	20.71	20.66	20.86	/	2.70	23.41	23.36	23.56	33.01	PASS
		6	20.77	20.64	20.92	/	2.70	23.47	23.34	23.62	33.01	PASS
		13	20.70	20.55	20.86	/	2.70	23.40	23.25	23.56	33.01	PASS
	25	0	20.67	20.64	20.89	/	2.70	23.37	23.34	23.59	33.01	PASS

Note:
1) dBd = dBi - 2.15
2) EIRP = Conducted output power + Antenna gain (dBi)

Test Band: 2 _ 10MHz Bandwidth												
Modulation	RB Allocation		Conducted Power (dBm)			Antenna gain		EIRP(dBm)			Limit	Verdict
	Size	Offset	LCH	MCH	HCH	(dBd)	(dBi)	LCH	MCH	HCH	(dBm)	
QPSK	1	0	22.51	22.75	22.34	/	2.70	25.21	25.45	25.04	33.01	PASS
		25	22.45	22.57	22.61	/	2.70	25.15	25.27	25.31	33.01	PASS
		49	22.21	22.31	22.43	/	2.70	24.91	25.01	25.13	33.01	PASS
	25	0	21.56	21.70	21.40	/	2.70	24.26	24.40	24.10	33.01	PASS
		13	21.64	21.67	21.42	/	2.70	24.34	24.37	24.12	33.01	PASS
		25	21.58	21.54	21.42	/	2.70	24.28	24.24	24.12	33.01	PASS
	50	0	21.52	21.61	21.45	/	2.70	24.22	24.31	24.15	33.01	PASS
16QAM	1		21.86	22.31	21.87	/	2.70	24.56	25.01	24.57	33.01	PASS
		25	22.02	22.26	22.09	/	2.70	24.72	24.96	24.79	33.01	PASS
		49	21.90	21.99	21.84	/	2.70	24.60	24.69	24.54	33.01	PASS
	25	0	20.80	20.74	21.01	/	2.70	23.50	23.44	23.71	33.01	PASS
		13	20.77	20.72	21.04	/	2.70	23.47	23.42	23.74	33.01	PASS
		25	20.82	20.62	21.01	/	2.70	23.52	23.32	23.71	33.01	PASS
	50	0	20.75	20.65	20.93	/	2.70	23.45	23.35	23.63	33.01	PASS

Note:
1) dBd = dBi - 2.15
2) EIRP = Conducted output power + Antenna gain (dBi)

Test Band: 2 _ 15MHz Bandwidth												
Modulation	RB Allocation		Conducted Power (dBm)			Antenna gain		EIRP(dBm)			Limit	Verdict
	Size	Offset	LCH	MCH	HCH	(dBd)	(dBi)	LCH	MCH	HCH	(dBm)	
QPSK	1	0	22.17	22.37	22.16	/	2.70	24.87	25.07	24.86	33.01	PASS
		38	22.21	22.28	22.36	/	2.70	24.91	24.98	25.06	33.01	PASS
		74	22.31	21.93	22.36	/	2.70	25.01	24.63	25.06	33.01	PASS
	36	0	21.36	21.40	21.35	/	2.70	24.06	24.10	24.05	33.01	PASS
		18	21.37	21.46	21.48	/	2.70	24.07	24.16	24.18	33.01	PASS
		39	21.47	21.21	21.57	/	2.70	24.17	23.91	24.27	33.01	PASS
	75	0	21.38	21.44	21.47	/	2.70	24.08	24.14	24.17	33.01	PASS
16QAM	1		21.82	22.34	22.08	/	2.70	24.52	25.04	24.78	33.01	PASS
		38	21.89	22.13	21.99	/	2.70	24.59	24.83	24.69	33.01	PASS
		74	21.93	22.03	21.82	/	2.70	24.63	24.73	24.52	33.01	PASS
	36	0	20.79	20.77	20.75	/	2.70	23.49	23.47	23.45	33.01	PASS
		18	20.79	20.65	20.84	/	2.70	23.49	23.35	23.54	33.01	PASS
		39	20.84	20.60	20.88	/	2.70	23.54	23.30	23.58	33.01	PASS
	75	0	20.87	20.70	20.78	/	2.70	23.57	23.40	23.48	33.01	PASS

Note:
1) dBd = dBi - 2.15
2) EIRP = Conducted output power + Antenna gain (dBi)

Test Band: 2 _ 20MHz Bandwidth												
Modulation	RB Allocation		Conducted Power (dBm)			Antenna gain		EIRP(dBm)			Limit	Verdict
	Size	Offset	LCH	MCH	HCH	(dBd)	(dBi)	LCH	MCH	HCH	(dBm)	
QPSK	1	0	21.99	22.17	21.83	/	2.70	24.69	24.87	24.53	33.01	PASS

		50	22.43	22.27	22.42	/	2.70	25.13	24.97	25.12	33.01	PASS
		99	22.20	21.84	22.17	/	2.70	24.90	24.54	24.87	33.01	PASS
	50	0	21.26	21.24	21.30	/	2.70	23.96	23.94	24.00	33.01	PASS
		25	21.29	21.18	21.38	/	2.70	23.99	23.88	24.08	33.01	PASS
		50	21.43	21.01	21.47	/	2.70	24.13	23.71	24.17	33.01	PASS
	100	0	21.36	21.12	21.38	/	2.70	24.06	23.82	24.08	33.01	PASS
16QAM	1		21.67	21.71	21.52	/	2.70	24.37	24.41	24.22	33.01	PASS
		50	22.12	21.89	22.09	/	2.70	24.82	24.59	24.79	33.01	PASS
		99	21.85	21.22	21.70	/	2.70	24.55	23.92	24.40	33.01	PASS
	50	0	20.77	20.65	20.37	/	2.70	23.47	23.35	23.07	33.01	PASS
		25	20.80	20.61	20.47	/	2.70	23.50	23.31	23.17	33.01	PASS
		50	20.98	20.44	20.56	/	2.70	23.68	23.14	23.26	33.01	PASS
	100	0	20.86	20.55	20.46	/	2.70	23.56	23.25	23.16	33.01	PASS

Note:
1) dBd = dBi - 2.15
2) EIRP = Conducted output power + Antenna gain (dBi)

Band 4

Test Band: 4 _ 1.4MHz Bandwidth												
Modulation	RB Allocation		Conducted Power (dBm)			Antenna gain		EIRP(dBm)			Limit (dBm)	Verdict
	Size	Offset	LCH	MCH	HCH	(dBd)	(dBi)	LCH	MCH	HCH		
QPSK	1	0	23.34	22.67	23.13	/	2.10	25.44	24.77	25.23	30.00	PASS
		2	23.50	22.74	23.32	/	2.10	25.60	24.84	25.42	30.00	PASS
		5	23.38	22.67	23.17	/	2.10	25.48	24.77	25.27	30.00	PASS
	3	0	23.49	22.81	23.12	/	2.10	25.59	24.91	25.22	30.00	PASS
		2	23.53	22.84	23.17	/	2.10	25.63	24.94	25.27	30.00	PASS
		3	23.56	22.80	23.15	/	2.10	25.66	24.90	25.25	30.00	PASS
	6	0	22.45	21.74	22.25	/	2.10	24.55	23.84	24.35	30.00	PASS
16QAM	1		-18.12	21.89	22.01	/	2.10	-16.02	23.99	24.11	30.00	PASS
		2	-18.00	22.01	22.15	/	2.10	-15.90	24.11	24.25	30.00	PASS
		5	22.44	21.86	22.05	/	2.10	24.54	23.96	24.15	30.00	PASS
	3	0	22.52	21.84	22.27	/	2.10	24.62	23.94	24.37	30.00	PASS
		2	22.55	21.86	22.31	/	2.10	24.65	23.96	24.41	30.00	PASS
		3	22.53	21.86	22.27	/	2.10	24.63	23.96	24.37	30.00	PASS
	6	0	21.38	20.80	21.14	/	2.10	23.48	22.90	23.24	30.00	PASS

Note:
1) dBd = dBi - 2.15
2) EIRP = Conducted output power + Antenna gain (dBi)

Test Band: 4 _ 3MHz Bandwidth												
Modulation	RB Allocation		Conducted Power (dBm)			Antenna gain		EIRP(dBm)			Limit (dBm)	Verdict
	Size	Offset	LCH	MCH	HCH	(dBd)	(dBi)	LCH	MCH	HCH		
QPSK	1	0	23.45	22.78	23.14	/	2.10	25.55	24.88	25.24	30.00	PASS
		7	23.60	22.93	23.27	/	2.10	25.70	25.03	25.37	30.00	PASS
		14	23.48	22.74	23.21	/	2.10	25.58	24.84	25.31	30.00	PASS
	8	0	22.47	21.75	22.18	/	2.10	24.57	23.85	24.28	30.00	PASS
		4	22.53	21.79	22.22	/	2.10	24.63	23.89	24.32	30.00	PASS
		7	22.51	21.75	22.20	/	2.10	24.61	23.85	24.30	30.00	PASS
	15	0	22.48	21.75	22.14	/	2.10	24.58	23.85	24.24	30.00	PASS
16QAM	1		22.97	21.80	22.22	/	2.10	25.07	23.90	24.32	30.00	PASS
		7	23.13	21.94	22.38	/	2.10	25.23	24.04	24.48	30.00	PASS
		14	22.98	21.79	22.28	/	2.10	25.08	23.89	24.38	30.00	PASS
	8	0	21.61	20.85	21.09	/	2.10	23.71	22.95	23.19	30.00	PASS
		4	21.68	20.86	21.14	/	2.10	23.78	22.96	23.24	30.00	PASS

		7	21.67	20.84	21.11	/	2.10	23.77	22.94	23.21	30.00	PASS
	15	0	21.56	20.83	21.06	/	2.10	23.66	22.93	23.16	30.00	PASS

Note:
1) dBd = dBi - 2.15
2) EIRP = Conducted output power + Antenna gain (dBi)

Test Band: 4 _ 5MHz Bandwidth												
Modulation	RB Allocation		Conducted Power (dBm)			Antenna gain		EIRP(dBm)			Limit	Verdict
	Size	Offset	LCH	MCH	HCH	(dBd)	(dBi)	LCH	MCH	HCH	(dBm)	
QPSK	1	0	23.38	22.62	23.01	/	2.10	25.48	24.72	25.11	30.00	PASS
		13	23.55	22.79	23.21	/	2.10	25.65	24.89	25.31	30.00	PASS
		24	23.42	22.66	23.07	/	2.10	25.52	24.76	25.17	30.00	PASS
	12	0	22.43	21.73	22.03	/	2.10	24.53	23.83	24.13	30.00	PASS
		6	22.53	21.81	22.14	/	2.10	24.63	23.91	24.24	30.00	PASS
		13	22.51	21.74	22.15	/	2.10	24.61	23.84	24.25	30.00	PASS
	25	0	22.44	21.74	22.07	/	2.10	24.54	23.84	24.17	30.00	PASS
16QAM	1		22.57	21.56	22.03	/	2.10	24.67	23.66	24.13	30.00	PASS
		13	22.80	21.69	22.21	/	2.10	24.90	23.79	24.31	30.00	PASS
		24	22.63	21.54	22.11	/	2.10	24.73	23.64	24.21	30.00	PASS
	12	0	21.46	20.76	20.96	/	2.10	23.56	22.86	23.06	30.00	PASS
		6	21.56	20.81	21.08	/	2.10	23.66	22.91	23.18	30.00	PASS
		13	21.54	20.77	21.08	/	2.10	23.64	22.87	23.18	30.00	PASS
	25	0	21.45	20.80	21.05	/	2.10	23.55	22.90	23.15	30.00	PASS

Note:
1) dBd = dBi - 2.15
2) EIRP = Conducted output power + Antenna gain (dBi)

Test Band: 4 _ 10MHz Bandwidth												
Modulation	RB Allocation		Conducted Power (dBm)			Antenna gain		EIRP(dBm)			Limit	Verdict
	Size	Offset	LCH	MCH	HCH	(dBd)	(dBi)	LCH	MCH	HCH	(dBm)	
QPSK	1	0	23.45	22.75	23.02	/	2.10	25.55	24.85	25.12	30.00	PASS
		25	23.66	22.87	23.33	/	2.10	25.76	24.97	25.43	30.00	PASS
		49	23.21	22.77	23.22	/	2.10	25.31	24.87	25.32	30.00	PASS
	25	0	22.51	21.85	22.04	/	2.10	24.61	23.95	24.14	30.00	PASS
		13	22.50	21.80	22.07	/	2.10	24.60	23.90	24.17	30.00	PASS
		25	22.47	21.80	22.16	/	2.10	24.57	23.90	24.26	30.00	PASS
	50	0	22.51	21.80	22.06	/	2.10	24.61	23.90	24.16	30.00	PASS
16QAM	1		22.60	22.34	21.98	/	2.10	24.70	24.44	24.08	30.00	PASS
		25	22.78	22.48	22.15	/	2.10	24.88	24.58	24.25	30.00	PASS
		49	22.38	22.35	22.07	/	2.10	24.48	24.45	24.17	30.00	PASS
	25	0	21.52	20.94	21.10	/	2.10	23.62	23.04	23.20	30.00	PASS
		13	21.52	20.87	21.13	/	2.10	23.62	22.97	23.23	30.00	PASS
		25	21.53	20.92	21.20	/	2.10	23.63	23.02	23.30	30.00	PASS
	50	0	21.49	20.89	21.08	/	2.10	23.59	22.99	23.18	30.00	PASS

Note:
1) dBd = dBi - 2.15
2) EIRP = Conducted output power + Antenna gain (dBi)

Test Band: 4 _ 15MHz Bandwidth												
Modulation	RB Allocation		Conducted Power (dBm)			Antenna gain		EIRP(dBm)			Limit	Verdict
	Size	Offset	LCH	MCH	HCH	(dBd)	(dBi)	LCH	MCH	HCH	(dBm)	

QPSK	1	0	23.41	22.78	22.85	/	2.10	25.51	24.88	24.95	30.00	PASS
		38	23.40	22.77	23.19	/	2.10	25.50	24.87	25.29	30.00	PASS
		74	22.84	22.82	23.17	/	2.10	24.94	24.92	25.27	30.00	PASS
	36	0	22.55	21.90	22.14	/	2.10	24.65	24.00	24.24	30.00	PASS
		18	22.49	21.85	22.24	/	2.10	24.59	23.95	24.34	30.00	PASS
		39	22.30	21.91	22.30	/	2.10	24.40	24.01	24.40	30.00	PASS
	75	0	22.43	21.92	22.23	/	2.10	24.53	24.02	24.33	30.00	PASS
16QAM	1		22.53	22.37	22.23	/	2.10	24.63	24.47	24.33	30.00	PASS
		38	22.52	22.41	22.38	/	2.10	24.62	24.51	24.48	30.00	PASS
		74	22.03	22.38	22.33	/	2.10	24.13	24.48	24.43	30.00	PASS
	36	0	21.52	20.93	21.04	/	2.10	23.62	23.03	23.14	30.00	PASS
		18	21.44	20.89	21.12	/	2.10	23.54	22.99	23.22	30.00	PASS
		39	21.23	20.95	21.16	/	2.10	23.33	23.05	23.26	30.00	PASS
	75	0	21.45	20.89	21.16	/	2.10	23.55	22.99	23.26	30.00	PASS

Note:
1) dBd = dBi - 2.15
2) EIRP = Conducted output power + Antenna gain (dBi)

Test Band: 4 _ 20MHz Bandwidth												
Modulation	RB Allocation		Conducted Power (dBm)			Antenna gain		EIRP(dBm)			Limit (dBm)	Verdict
	Size	Offset	LCH	MCH	HCH	(dBd)	(dBi)	LCH	MCH	HCH		
QPSK	1	0	23.26	22.74	22.58	/	2.10	25.36	24.84	24.68	30.00	PASS
		50	23.44	22.94	23.17	/	2.10	25.54	25.04	25.27	30.00	PASS
		99	22.52	22.71	22.90	/	2.10	24.62	24.81	25.00	30.00	PASS
	50	0	22.32	21.89	21.96	/	2.10	24.42	23.99	24.06	30.00	PASS
		25	22.22	21.81	22.04	/	2.10	24.32	23.91	24.14	30.00	PASS
		50	21.95	21.80	22.09	/	2.10	24.05	23.90	24.19	30.00	PASS
	100	0	22.16	21.82	22.05	/	2.10	24.26	23.92	24.15	30.00	PASS
16QAM	1		22.43	22.03	22.15	/	2.10	24.53	24.13	24.25	30.00	PASS
		50	22.55	22.24	22.67	/	2.10	24.65	24.34	24.77	30.00	PASS
		99	21.71	21.99	22.33	/	2.10	23.81	24.09	24.43	30.00	PASS
	50	0	21.40	20.94	20.98	/	2.10	23.50	23.04	23.08	30.00	PASS
		25	21.23	20.87	21.05	/	2.10	23.33	22.97	23.15	30.00	PASS
		50	21.02	20.87	21.09	/	2.10	23.12	22.97	23.19	30.00	PASS
	100	0	21.15	20.91	21.10	/	2.10	23.25	23.01	23.20	30.00	PASS

Note:
1) dBd = dBi - 2.15
2) EIRP = Conducted output power + Antenna gain (dBi)

Band 5

Test Band: 5 _ 1.4MHz Bandwidth												
Modulation	RB Allocation		Conducted Power (dBm)			Antenna gain		ERP(dBm)			Limit (dBm)	Verdict
	Size	Offset	LCH	MCH	HCH	(dBd)	(dBi)	LCH	MCH	HCH		
QPSK	1	0	22.75	23.34	23.42	0.25	2.40	23.00	23.59	23.67	38.45	PASS
		2	22.89	23.50	23.48	0.25	2.40	23.14	23.75	23.73	38.45	PASS
		5	22.76	23.40	23.40	0.25	2.40	23.01	23.65	23.65	38.45	PASS
	3	0	22.83	23.48	23.57	0.25	2.40	23.08	23.73	23.82	38.45	PASS
		2	22.87	23.53	23.58	0.25	2.40	23.12	23.78	23.83	38.45	PASS
		3	22.85	23.51	23.55	0.25	2.40	23.10	23.76	23.80	38.45	PASS
	6	0	21.80	22.44	22.54	0.25	2.40	22.05	22.69	22.79	38.45	PASS
16QAM	1		21.78	22.53	22.45	0.25	2.40	22.03	22.78	22.70	38.45	PASS
		2	21.87	22.69	22.56	0.25	2.40	22.12	22.94	22.81	38.45	PASS
		5	21.81	22.60	22.50	0.25	2.40	22.06	22.85	22.75	38.45	PASS
	3	0	21.88	22.49	22.76	0.25	2.40	22.13	22.74	23.01	38.45	PASS

		2	21.91	22.53	22.84	0.25	2.40	22.16	22.78	23.09	38.45	PASS
		3	21.90	22.54	22.79	0.25	2.40	22.15	22.79	23.04	38.45	PASS
	6	0	20.75	21.49	21.56	0.25	2.40	21.00	21.74	21.81	38.45	PASS

Note:
1) dBd = dBi - 2.15
2) EIRP = Conducted output power + Antenna gain (dBi)
3) ERP = Conducted output power + Antenna gain (dBd)

Test Band: 5 _ 3MHz Bandwidth												
Modulation	RB Allocation		Conducted Power (dBm)			Antenna gain		ERP(dBm)			Limit (dBm)	Verdict
	Size	Offset	LCH	MCH	HCH	(dBd)	(dBi)	LCH	MCH	HCH		
QPSK	1	0	22.80	23.33	23.56	0.25	2.40	23.05	23.58	23.81	38.45	PASS
		7	22.93	23.55	23.69	0.25	2.40	23.18	23.80	23.94	38.45	PASS
		14	22.84	23.42	23.50	0.25	2.40	23.09	23.67	23.75	38.45	PASS
	8	0	21.81	22.37	22.56	0.25	2.40	22.06	22.62	22.81	38.45	PASS
		4	21.84	22.46	22.58	0.25	2.40	22.09	22.71	22.83	38.45	PASS
		7	21.81	22.43	22.51	0.25	2.40	22.06	22.68	22.76	38.45	PASS
	15	0	21.80	22.46	22.57	0.25	2.40	22.05	22.71	22.82	38.45	PASS
16QAM	1		21.97	22.95	22.66	0.25	2.40	22.22	23.20	22.91	38.45	PASS
		7	22.14	23.15	22.75	0.25	2.40	22.39	23.40	23.00	38.45	PASS
		14	22.02	23.06	22.56	0.25	2.40	22.27	23.31	22.81	38.45	PASS
	8	0	20.80	21.55	21.66	0.25	2.40	21.05	21.80	21.91	38.45	PASS
		4	20.84	21.65	21.69	0.25	2.40	21.09	21.90	21.94	38.45	PASS
		7	20.79	21.64	21.58	0.25	2.40	21.04	21.89	21.83	38.45	PASS
	15	0	20.78	21.53	21.64	0.25	2.40	21.03	21.78	21.89	38.45	PASS

Note:
1) dBd = dBi - 2.15
2) EIRP = Conducted output power + Antenna gain (dBi)
3) ERP = Conducted output power + Antenna gain (dBd)

Test Band: 5 _ 5MHz Bandwidth												
Modulation	RB Allocation		Conducted Power (dBm)			Antenna gain		ERP(dBm)			Limit (dBm)	Verdict
	Size	Offset	LCH	MCH	HCH	(dBd)	(dBi)	LCH	MCH	HCH		
QPSK	1	0	22.69	23.22	23.52	0.25	2.40	22.94	23.47	23.77	38.45	PASS
		13	22.89	23.48	23.56	0.25	2.40	23.14	23.73	23.81	38.45	PASS
		24	22.91	23.40	23.41	0.25	2.40	23.16	23.65	23.66	38.45	PASS
	12	0	21.80	22.35	22.66	0.25	2.40	22.05	22.60	22.91	38.45	PASS
		6	21.87	22.45	22.62	0.25	2.40	22.12	22.70	22.87	38.45	PASS
		13	21.88	22.45	22.51	0.25	2.40	22.13	22.70	22.76	38.45	PASS
	25	0	21.83	22.41	22.57	0.25	2.40	22.08	22.66	22.82	38.45	PASS
16QAM	1		21.96	22.15	22.64	0.25	2.40	22.21	22.40	22.89	38.45	PASS
		13	22.17	22.38	22.70	0.25	2.40	22.42	22.63	22.95	38.45	PASS
		24	22.13	22.31	22.55	0.25	2.40	22.38	22.56	22.80	38.45	PASS
	12	0	20.84	21.38	21.63	0.25	2.40	21.09	21.63	21.88	38.45	PASS
		6	20.92	21.46	21.58	0.25	2.40	21.17	21.71	21.83	38.45	PASS
		13	20.89	21.47	21.51	0.25	2.40	21.14	21.72	21.76	38.45	PASS
	25	0	20.83	21.48	21.62	0.25	2.40	21.08	21.73	21.87	38.45	PASS

Note:
1) dBd = dBi - 2.15
2) EIRP = Conducted output power + Antenna gain (dBi)
3) ERP = Conducted output power + Antenna gain (dBd)

Test Band: 5 _ 10MHz Bandwidth												
Modulation	RB Allocation		Conducted Power (dBm)			Antenna gain		ERP(dBm)			Limit (dBm)	Verdict
	Size	Offset	LCH	MCH	HCH	(dBd)	(dBi)	LCH	MCH	HCH		
QPSK	1	0	22.79	23.17	23.55	0.25	2.40	23.04	23.42	23.80	38.45	PASS

		25	23.10	23.55	23.70	0.25	2.40	23.35	23.80	23.95	38.45	PASS
		49	23.22	23.52	23.52	0.25	2.40	23.47	23.77	23.77	38.45	PASS
	25	0	21.94	22.37	22.71	0.25	2.40	22.19	22.62	22.96	38.45	PASS
		13	21.98	22.46	22.63	0.25	2.40	22.23	22.71	22.88	38.45	PASS
		25	22.15	22.53	22.48	0.25	2.40	22.40	22.78	22.73	38.45	PASS
	50	0	21.99	22.44	22.59	0.25	2.40	22.24	22.69	22.84	38.45	PASS
16QAM	1		21.98	22.76	22.59	0.25	2.40	22.23	23.01	22.84	38.45	PASS
		25	22.32	23.16	22.77	0.25	2.40	22.57	23.41	23.02	38.45	PASS
		49	22.40	23.18	22.57	0.25	2.40	22.65	23.43	22.82	38.45	PASS
	25	0	20.97	21.44	21.82	0.25	2.40	21.22	21.69	22.07	38.45	PASS
		13	21.05	21.56	21.75	0.25	2.40	21.30	21.81	22.00	38.45	PASS
		25	21.18	21.62	21.61	0.25	2.40	21.43	21.87	21.86	38.45	PASS
	50	0	21.02	21.46	21.65	0.25	2.40	21.27	21.71	21.90	38.45	PASS

Note:
1) dBd = dBi - 2.15
2) EIRP = Conducted output power + Antenna gain (dBi)
3) ERP = Conducted output power + Antenna gain (dBd)

Band 7

Test Band: 7 _ 5MHz Bandwidth												
Modulation	RB Allocation		Conducted Power (dBm)			Antenna gain		EIRP(dBm)			Limit (dBm)	Verdict
	Size	Offset	LCH	MCH	HCH	(dBd)	(dBi)	LCH	MCH	HCH		
QPSK	1	0	21.79	21.85	21.41	/	1.80	23.59	23.65	23.21	33.01	PASS
		13	21.93	22.06	21.72	/	1.80	23.73	23.86	23.52	33.01	PASS
		24	21.69	21.96	21.65	/	1.80	23.49	23.76	23.45	33.01	PASS
	12	0	20.87	20.99	20.62	/	1.80	22.67	22.79	22.42	33.01	PASS
		6	20.94	21.09	20.67	/	1.80	22.74	22.89	22.47	33.01	PASS
		13	20.88	21.05	20.65	/	1.80	22.68	22.85	22.45	33.01	PASS
	25	0	20.87	21.01	20.62	/	1.80	22.67	22.81	22.42	33.01	PASS
16QAM	1		20.97	21.17	20.31	/	1.80	22.77	22.97	22.11	33.01	PASS
		13	21.06	21.36	20.58	/	1.80	22.86	23.16	22.38	33.01	PASS
		24	20.88	21.22	20.58	/	1.80	22.68	23.02	22.38	33.01	PASS
	12	0	19.91	20.05	19.59	/	1.80	21.71	21.85	21.39	33.01	PASS
		6	19.94	20.12	19.69	/	1.80	21.74	21.92	21.49	33.01	PASS
		13	19.89	20.05	19.66	/	1.80	21.69	21.85	21.46	33.01	PASS
	25	0	19.93	20.02	19.66	/	1.80	21.73	21.82	21.46	33.01	PASS

Note:
1) dBd = dBi - 2.15
2) EIRP = Conducted output power + Antenna gain (dBi)

Test Band: 7 _ 10MHz Bandwidth												
Modulation	RB Allocation		Conducted Power (dBm)			Antenna gain		EIRP(dBm)			Limit (dBm)	Verdict
	Size	Offset	LCH	MCH	HCH	(dBd)	(dBi)	LCH	MCH	HCH		
QPSK	1	0	22.52	22.37	21.78	/	1.80	24.32	24.17	23.58	33.01	PASS
		25	22.50	22.59	21.85	/	1.80	24.30	24.39	23.65	33.01	PASS
		49	22.20	22.37	21.78	/	1.80	24.00	24.17	23.58	33.01	PASS
	25	0	21.47	21.58	20.74	/	1.80	23.27	23.38	22.54	33.01	PASS
		13	21.37	21.61	20.90	/	1.80	23.17	23.41	22.70	33.01	PASS
		25	21.38	21.64	21.08	/	1.80	23.18	23.44	22.88	33.01	PASS
	50	0	21.38	21.61	21.00	/	1.80	23.18	23.41	22.80	33.01	PASS
16QAM	1		21.46	21.60	21.50	/	1.80	23.26	23.40	23.30	33.01	PASS
		25	21.53	21.86	21.75	/	1.80	23.33	23.66	23.55	33.01	PASS
		49	21.14	21.77	21.84	/	1.80	22.94	23.57	23.64	33.01	PASS
	25	0	20.56	20.62	20.10	/	1.80	22.36	22.42	21.90	33.01	PASS
		13	20.52	20.64	20.17	/	1.80	22.32	22.44	21.97	33.01	PASS

		25	20.49	20.68	20.27	/	1.80	22.29	22.48	22.07	33.01	PASS
	50	0	20.46	20.64	20.14	/	1.80	22.26	22.44	21.94	33.01	PASS

Note:
1) dBd = dBi - 2.15
2) EIRP = Conducted output power + Antenna gain (dBi)

Test Band: 7 _ 15MHz Bandwidth												
Modulation	RB Allocation		Conducted Power (dBm)			Antenna gain		EIRP(dBm)			Limit	Verdict
	Size	Offset	LCH	MCH	HCH	(dBd)	(dBi)	LCH	MCH	HCH	(dBm)	
QPSK	1	0	22.39	22.20	21.68	/	1.80	24.19	24.00	23.48	33.01	PASS
		38	22.25	22.46	21.51	/	1.80	24.05	24.26	23.31	33.01	PASS
		74	21.81	22.28	21.71	/	1.80	23.61	24.08	23.51	33.01	PASS
	36	0	21.40	21.53	20.55	/	1.80	23.20	23.33	22.35	33.01	PASS
		18	21.33	21.63	20.64	/	1.80	23.13	23.43	22.44	33.01	PASS
		39	21.17	21.73	20.88	/	1.80	22.97	23.53	22.68	33.01	PASS
	75	0	21.29	21.60	20.80	/	1.80	23.09	23.40	22.60	33.01	PASS
16QAM	1		21.57	21.82	21.35	/	1.80	23.37	23.62	23.15	33.01	PASS
		38	21.44	22.17	21.37	/	1.80	23.24	23.97	23.17	33.01	PASS
		74	21.04	22.10	21.61	/	1.80	22.84	23.90	23.41	33.01	PASS
	36	0	20.45	20.50	19.94	/	1.80	22.25	22.30	21.74	33.01	PASS
		18	20.35	20.62	19.97	/	1.80	22.15	22.42	21.77	33.01	PASS
		39	20.22	20.70	20.11	/	1.80	22.02	22.50	21.91	33.01	PASS
	75	0	20.28	20.58	20.04	/	1.80	22.08	22.38	21.84	33.01	PASS

Note:
1) dBd = dBi - 2.15
2) EIRP = Conducted output power + Antenna gain (dBi)

Test Band: 7 _ 20MHz Bandwidth												
Modulation	RB Allocation		Conducted Power (dBm)			Antenna gain		EIRP(dBm)			Limit	Verdict
	Size	Offset	LCH	MCH	HCH	(dBd)	(dBi)	LCH	MCH	HCH	(dBm)	
QPSK	1	0	22.25	21.89	21.60	/	1.80	24.05	23.69	23.40	33.01	PASS
		50	22.26	22.56	21.62	/	1.80	24.06	24.36	23.42	33.01	PASS
		99	21.69	21.87	21.51	/	1.80	23.49	23.67	23.31	33.01	PASS
	50	0	21.20	21.39	20.49	/	1.80	23.00	23.19	22.29	33.01	PASS
		25	21.13	21.57	20.67	/	1.80	22.93	23.37	22.47	33.01	PASS
		50	21.06	21.63	20.62	/	1.80	22.86	23.43	22.42	33.01	PASS
	100	0	21.16	21.59	20.70	/	1.80	22.96	23.39	22.50	33.01	PASS
16QAM	1		21.48	21.30	21.56	/	1.80	23.28	23.10	23.36	33.01	PASS
		50	21.50	21.99	21.62	/	1.80	23.30	23.79	23.42	33.01	PASS
		99	20.90	21.60	21.45	/	1.80	22.70	23.40	23.25	33.01	PASS
	50	0	20.31	20.44	20.06	/	1.80	22.11	22.24	21.86	33.01	PASS
		25	20.21	20.61	19.94	/	1.80	22.01	22.41	21.74	33.01	PASS
		50	20.09	20.67	20.06	/	1.80	21.89	22.47	21.86	33.01	PASS
	100	0	20.21	20.59	20.09	/	1.80	22.01	22.39	21.89	33.01	PASS

Note:
1) dBd = dBi - 2.15
2) EIRP = Conducted output power + Antenna gain (dBi)

Band 13

Test Band: 13 _ 5MHz Bandwidth												
Modulation	RB Allocation		Conducted Power (dBm)			Antenna gain		ERP(dBm)			Limit	Verdict
	Size	Offset	LCH	MCH	HCH	(dBd)	(dBi)	LCH	MCH	HCH	(dBm)	
QPSK	1	0	22.52	22.42	22.40	0.35	2.50	22.87	22.77	22.75	34.77	PASS

		13	22.56	22.52	22.50	0.35	2.50	22.91	22.87	22.85	34.77	PASS
		24	22.39	22.35	22.30	0.35	2.50	22.74	22.70	22.65	34.77	PASS
	12	0	21.45	21.46	21.46	0.35	2.50	21.80	21.81	21.81	34.77	PASS
		6	21.56	21.53	21.51	0.35	2.50	21.91	21.88	21.86	34.77	PASS
		13	21.47	21.43	21.44	0.35	2.50	21.82	21.78	21.79	34.77	PASS
	25	0	21.46	21.45	21.44	0.35	2.50	21.81	21.80	21.79	34.77	PASS
16QAM	1		21.61	21.67	21.23	0.35	2.50	21.96	22.02	21.58	34.77	PASS
		13	21.68	21.76	21.36	0.35	2.50	22.03	22.11	21.71	34.77	PASS
		24	21.50	21.60	21.20	0.35	2.50	21.85	21.95	21.55	34.77	PASS
	12	0	20.43	20.53	20.48	0.35	2.50	20.78	20.88	20.83	34.77	PASS
		6	20.58	20.61	20.54	0.35	2.50	20.93	20.96	20.89	34.77	PASS
		13	20.53	20.52	20.44	0.35	2.50	20.88	20.87	20.79	34.77	PASS
	25	0	20.55	20.48	20.52	0.35	2.50	20.90	20.83	20.87	34.77	PASS

Note:
1) dBd = dBi - 2.15
2) EIRP = Conducted output power + Antenna gain (dBi)
3) ERP = Conducted output power + Antenna gain (dBd)

Test Band: 13 _ 10MHz Bandwidth												
Modulation	RB Allocation		Conducted Power (dBm)			Antenna gain		ERP(dBm)			Limit	Verdict
	Size	Offset	LCH	MCH	HCH	(dBd)	(dBi)	LCH	MCH	HCH	(dBm)	
QPSK	1	0	/	22.65	/	0.35	2.50	/	23.00	/	34.77	PASS
		25	/	22.62	/	0.35	2.50	/	22.97	/	34.77	PASS
		49	/	22.45	/	0.35	2.50	/	22.80	/	34.77	PASS
	25	0	/	21.45	/	0.35	2.50	/	21.80	/	34.77	PASS
		13	/	21.53	/	0.35	2.50	/	21.88	/	34.77	PASS
		25	/	21.48	/	0.35	2.50	/	21.83	/	34.77	PASS
	50	0	/	21.48	/	0.35	2.50	/	21.83	/	34.77	PASS
16QAM	1		/	21.78	/	0.35	2.50	/	22.13	/	34.77	PASS
		25	/	21.88	/	0.35	2.50	/	22.23	/	34.77	PASS
		49	/	21.63	/	0.35	2.50	/	21.98	/	34.77	PASS
	25	0	/	20.53	/	0.35	2.50	/	20.88	/	34.77	PASS
		13	/	20.61	/	0.35	2.50	/	20.96	/	34.77	PASS
		25	/	20.55	/	0.35	2.50	/	20.90	/	34.77	PASS
	50	0	/	20.55	/	0.35	2.50	/	20.90	/	34.77	PASS

Note:
1) dBd = dBi - 2.15
2) EIRP = Conducted output power + Antenna gain (dBi)
3) ERP = Conducted output power + Antenna gain (dBd)

Band 17

Test Band: 17 _ 5MHz Bandwidth												
Modulation	RB Allocation		Conducted Power (dBm)			Antenna gain		ERP(dBm)			Limit (dBm)	Verdict
	Size	Offset	LCH	MCH	HCH	(dBd)	(dBi)	LCH	MCH	HCH		
QPSK	1	0	22.16	22.01	21.95	-7.15	-5.00	15.01	14.86	14.80	34.77	PASS
		13	22.16	22.08	22.16	-7.15	-5.00	15.01	14.93	15.01	34.77	PASS
		24	22.02	21.95	22.11	-7.15	-5.00	14.87	14.80	14.96	34.77	PASS
	12	0	21.21	21.09	21.14	-7.15	-5.00	14.06	13.94	13.99	34.77	PASS
		6	21.22	21.14	21.23	-7.15	-5.00	14.07	13.99	14.08	34.77	PASS
		13	21.16	21.07	21.21	-7.15	-5.00	14.01	13.92	14.06	34.77	PASS
	25	0	21.20	21.12	21.17	-7.15	-5.00	14.05	13.97	14.02	34.77	PASS
16QAM	1		21.29	21.31	20.86	-7.15	-5.00	14.14	14.16	13.71	34.77	PASS
		13	21.32	21.41	21.11	-7.15	-5.00	14.17	14.26	13.96	34.77	PASS
		24	21.18	21.27	21.05	-7.15	-5.00	14.03	14.12	13.90	34.77	PASS
	12	0	20.21	20.12	20.14	-7.15	-5.00	13.06	12.97	12.99	34.77	PASS
		6	20.22	20.18	20.21	-7.15	-5.00	13.07	13.03	13.06	34.77	PASS
		13	20.14	20.09	20.20	-7.15	-5.00	12.99	12.94	13.05	34.77	PASS
	25	0	20.26	20.12	20.22	-7.15	-5.00	13.11	12.97	13.07	34.77	PASS

Note:
1) dBd = dBi - 2.15
2) EIRP = Conducted output power + Antenna gain (dBi)
3) ERP = Conducted output power + Antenna gain (dBd)

Test Band: 17 _ 10MHz Bandwidth												
Modulation	RB Allocation		Conducted Power (dBm)			Antenna gain		ERP(dBm)			Limit (dBm)	Verdict
	Size	Offset	LCH	MCH	HCH	(dBd)	(dBi)	LCH	MCH	HCH		
QPSK	1	0	22.17	22.16	22.14	-7.15	-5.00	15.02	15.01	14.99	34.77	PASS
		25	22.21	22.17	22.18	-7.15	-5.00	15.06	15.02	15.03	34.77	PASS
		49	22.05	22.11	22.19	-7.15	-5.00	14.90	14.96	15.04	34.77	PASS
	25	0	21.14	21.11	21.14	-7.15	-5.00	13.99	13.96	13.99	34.77	PASS
		13	21.15	21.11	21.13	-7.15	-5.00	14.00	13.96	13.98	34.77	PASS
		25	21.10	21.09	21.12	-7.15	-5.00	13.95	13.94	13.97	34.77	PASS
	50	0	21.15	21.12	21.12	-7.15	-5.00	14.00	13.97	13.97	34.77	PASS
16QAM	1		21.41	21.82	21.19	-7.15	-5.00	14.26	14.67	14.04	34.77	PASS
		25	21.45	21.81	21.24	-7.15	-5.00	14.30	14.66	14.09	34.77	PASS
		49	21.27	21.75	21.25	-7.15	-5.00	14.12	14.60	14.10	34.77	PASS
	25	0	20.23	20.19	20.26	-7.15	-5.00	13.08	13.04	13.11	34.77	PASS
		13	20.23	20.21	20.22	-7.15	-5.00	13.08	13.06	13.07	34.77	PASS
		25	20.17	20.20	20.21	-7.15	-5.00	13.02	13.05	13.06	34.77	PASS
	50	0	20.20	20.14	20.18	-7.15	-5.00	13.05	12.99	13.03	34.77	PASS

Note:
1) dBd = dBi - 2.15
2) EIRP = Conducted output power + Antenna gain (dBi)
3) ERP = Conducted output power + Antenna gain (dBd)

Band 38

Test Band: 38 _ 5MHz Bandwidth												
Modulation	RB Allocation		Conducted Power (dBm)			Antenna gain		EIRP(dBm)			Limit (dBm)	Verdict
	Size	Offset	LCH	MCH	HCH	(dBd)	(dBi)	LCH	MCH	HCH		
QPSK	1	0	22.66	22.29	22.98	/	1.60	24.26	23.89	24.58	33.01	PASS
		13	22.85	22.46	23.11	/	1.60	24.45	24.06	24.71	33.01	PASS
		24	22.70	22.39	22.84	/	1.60	24.30	23.99	24.44	33.01	PASS
	12	0	21.82	21.42	22.08	/	1.60	23.42	23.02	23.68	33.01	PASS
		6	21.85	21.49	22.09	/	1.60	23.45	23.09	23.69	33.01	PASS
		13	21.81	21.45	22.05	/	1.60	23.41	23.05	23.65	33.01	PASS
	25	0	21.85	21.42	22.03	/	1.60	23.45	23.02	23.63	33.01	PASS
16QAM	1		21.88	21.51	22.20	/	1.60	23.48	23.11	23.80	33.01	PASS
		13	22.10	21.92	22.33	/	1.60	23.70	23.52	23.93	33.01	PASS
		24	21.93	21.56	22.18	/	1.60	23.53	23.16	23.78	33.01	PASS
	12	0	20.73	20.40	21.07	/	1.60	22.33	22.00	22.67	33.01	PASS
		6	20.90	20.49	21.07	/	1.60	22.50	22.09	22.67	33.01	PASS
		13	20.86	20.48	21.05	/	1.60	22.46	22.08	22.65	33.01	PASS
	25	0	20.84	20.48	21.03	/	1.60	22.44	22.08	22.63	33.01	PASS

Note:
1) dBd = dBi - 2.15
2) EIRP = Conducted output power + Antenna gain (dBi)

Test Band: 38 _ 10MHz Bandwidth												
Modulation	RB Allocation		Conducted Power (dBm)			Antenna gain		EIRP(dBm)			Limit (dBm)	Verdict
	Size	Offset	LCH	MCH	HCH	(dBd)	(dBi)	LCH	MCH	HCH		
QPSK	1	0	22.86	22.37	23.06	/	1.60	24.46	23.97	24.66	33.01	PASS
		25	23.23	22.66	23.30	/	1.60	24.83	24.26	24.90	33.01	PASS
		49	22.76	22.53	23.12	/	1.60	24.36	24.13	24.72	33.01	PASS
	25	0	21.92	21.48	22.10	/	1.60	23.52	23.08	23.70	33.01	PASS
		13	21.89	21.46	22.13	/	1.60	23.49	23.06	23.73	33.01	PASS
		25	21.85	21.56	22.12	/	1.60	23.45	23.16	23.72	33.01	PASS
	50	0	21.85	21.50	22.14	/	1.60	23.45	23.10	23.74	33.01	PASS
16QAM	1		21.84	21.61	22.15	/	1.60	23.44	23.21	23.75	33.01	PASS
		25	22.00	21.60	22.51	/	1.60	23.60	23.20	24.11	33.01	PASS
		49	21.65	21.83	22.18	/	1.60	23.25	23.43	23.78	33.01	PASS
	25	0	20.97	20.52	21.16	/	1.60	22.57	22.12	22.76	33.01	PASS
		13	20.92	20.56	21.16	/	1.60	22.52	22.16	22.76	33.01	PASS
		25	20.89	20.61	21.16	/	1.60	22.49	22.21	22.76	33.01	PASS
	50	0	20.90	20.52	21.15	/	1.60	22.50	22.12	22.75	33.01	PASS

Note:
1) dBd = dBi - 2.15
2) EIRP = Conducted output power + Antenna gain (dBi)

Test Band: 38 _ 15MHz Bandwidth												
Modulation	RB Allocation		Conducted Power (dBm)			Antenna gain		EIRP(dBm)			Limit (dBm)	Verdict
	Size	Offset	LCH	MCH	HCH	(dBd)	(dBi)	LCH	MCH	HCH		
QPSK	1	0	22.81	22.27	22.81	/	1.60	24.41	23.87	24.41	33.01	PASS
		38	22.75	22.42	23.06	/	1.60	24.35	24.02	24.66	33.01	PASS
		74	22.38	22.53	22.96	/	1.60	23.98	24.13	24.56	33.01	PASS
	36	0	21.90	21.44	21.98	/	1.60	23.50	23.04	23.58	33.01	PASS
		18	21.84	21.45	22.07	/	1.60	23.44	23.05	23.67	33.01	PASS
		39	21.66	21.57	22.15	/	1.60	23.26	23.17	23.75	33.01	PASS
	75	0	21.77	21.50	22.08	/	1.60	23.37	23.10	23.68	33.01	PASS
16QAM	1		21.72	21.28	21.98	/	1.60	23.32	22.88	23.58	33.01	PASS

		38	21.75	21.68	21.99	/	1.60	23.35	23.28	23.59	33.01	PASS
		74	21.55	21.84	22.45	/	1.60	23.15	23.44	24.05	33.01	PASS
	36	0	20.84	20.42	20.99	/	1.60	22.44	22.02	22.59	33.01	PASS
		18	20.77	20.46	21.12	/	1.60	22.37	22.06	22.72	33.01	PASS
		39	20.62	20.59	21.19	/	1.60	22.22	22.19	22.79	33.01	PASS
	75	0	20.76	20.51	21.03	/	1.60	22.36	22.11	22.63	33.01	PASS

Note:
1) dBd = dBi - 2.15
2) EIRP = Conducted output power + Antenna gain (dBi)

Test Band: 38 _ 20MHz Bandwidth												
Modulation	RB Allocation		Conducted Power (dBm)			Antenna gain		EIRP(dBm)			Limit	Verdict
	Size	Offset	LCH	MCH	HCH	(dBd)	(dBi)	LCH	MCH	HCH	(dBm)	
QPSK	1	0	22.55	22.12	22.43	/	1.60	24.15	23.72	24.03	33.01	PASS
		50	22.84	22.65	23.26	/	1.60	24.44	24.25	24.86	33.01	PASS
		99	22.05	22.39	22.78	/	1.60	23.65	23.99	24.38	33.01	PASS
	50	0	21.76	21.38	21.76	/	1.60	23.36	22.98	23.36	33.01	PASS
		25	21.67	21.43	21.92	/	1.60	23.27	23.03	23.52	33.01	PASS
		50	21.48	21.50	22.03	/	1.60	23.08	23.10	23.63	33.01	PASS
	100	0	21.65	21.44	21.88	/	1.60	23.25	23.04	23.48	33.01	PASS
16QAM	1		21.56	21.39	21.67	/	1.60	23.16	22.99	23.27	33.01	PASS
		50	21.66	22.03	22.40	/	1.60	23.26	23.63	24.00	33.01	PASS
		99	21.14	21.59	21.52	/	1.60	22.74	23.19	23.12	33.01	PASS
	50	0	20.76	20.38	20.77	/	1.60	22.36	21.98	22.37	33.01	PASS
		25	20.64	20.46	20.96	/	1.60	22.24	22.06	22.56	33.01	PASS
		50	20.49	20.56	21.05	/	1.60	22.09	22.16	22.65	33.01	PASS
	100	0	20.66	20.47	20.92	/	1.60	22.26	22.07	22.52	33.01	PASS

Note:
1) dBd = dBi - 2.15
2) EIRP = Conducted output power + Antenna gain (dBi)

Band 40a

Test Band: 40a _ 5MHz Bandwidth												
Modulation	RB Allocation		Conducted Power (dBm)			Antenna gain		EIRP(dBm)			Limit	Verdict
	Size	Offset	LCH	MCH	HCH	(dBd)	(dBi)	LCH	MCH	HCH	(dBm)	
QPSK	1	0	22.40	22.50	22.45	/	1.40	23.80	23.90	23.85	23.98	PASS
		13	22.67	22.56	22.57	/	1.40	23.07	23.96	23.97	23.98	PASS
		24	22.46	22.43	22.34	/	1.40	23.86	23.83	23.74	23.98	PASS
	12	0	21.46	21.43	21.35	/	1.40	22.86	22.83	22.75	23.98	PASS
		6	21.66	21.52	21.56	/	1.40	23.06	22.92	22.96	23.98	PASS
		13	21.49	21.53	21.48	/	1.40	22.89	22.93	22.88	23.98	PASS
	25	0	21.48	21.51	21.39	/	1.40	22.88	22.91	22.79	23.98	PASS
16QAM	1		21.74	21.53	21.58	/	1.40	23.14	22.93	22.98	23.98	PASS
		13	21.84	21.62	21.57	/	1.40	23.24	23.02	22.97	23.98	PASS
		24	21.66	21.47	21.38	/	1.40	23.06	22.87	22.78	23.98	PASS
	12	0	20.61	20.39	20.41	/	1.40	22.01	21.79	21.81	23.98	PASS
		6	20.54	20.48	20.48	/	1.40	21.94	21.88	21.88	23.98	PASS
		13	20.56	20.45	20.49	/	1.40	21.96	21.85	21.89	23.98	PASS
	25	0	20.54	20.47	20.43	/	1.40	21.94	21.87	21.83	23.98	PASS

Note:
1) dBd = dBi - 2.15
2) EIRP = Conducted output power + Antenna gain (dBi)

Test Band: 40a _ 10MHz Bandwidth												
Modulation	RB Allocation		Conducted Power (dBm)			Antenna gain		EIRP(dBm)			Limit	Verdict
	Size	Offset	LCH	MCH	HCH	(dBd)	(dBi)	LCH	MCH	HCH	(dBm)	

QPSK	1	0	/	22.66	/	/	1.40	/	23.26	/	23.98	PASS
		25	/	22.75	/	/	1.40	/	23.15	/	23.98	PASS
		49	/	22.36	/	/	1.40	/	23.76	/	23.98	PASS
	25	0	/	21.44	/	/	1.40	/	22.84	/	23.98	PASS
		13	/	21.60	/	/	1.40	/	23.00	/	23.98	PASS
		25	/	21.61	/	/	1.40	/	23.01	/	23.98	PASS
	50	0	/	21.55	/	/	1.40	/	22.95	/	23.98	PASS
16QAM	1		/	21.49	/	/	1.40	/	22.89	/	23.98	PASS
		25	/	22.14	/	/	1.40	/	23.54	/	23.98	PASS
		49	/	21.56	/	/	1.40	/	22.96	/	23.98	PASS
	25	0	/	20.55	/	/	1.40	/	21.95	/	23.98	PASS
		13	/	20.63	/	/	1.40	/	22.03	/	23.98	PASS
		25	/	20.65	/	/	1.40	/	22.05	/	23.98	PASS
	50	0	/	20.51	/	/	1.40	/	21.91	/	23.98	PASS

Note:
1) dBd = dBi - 2.15
2) EIRP = Conducted output power + Antenna gain (dBi)

Band 40b

Test Band: 40b _ 5MHz Bandwidth												
Modulation	RB Allocation		Conducted Power (dBm)			Antenna gain		EIRP(dBm)			Limit	Verdict
	Size	Offset	LCH	MCH	HCH	(dBd)	(dBi)	LCH	MCH	HCH	(dBm)	
QPSK	1	0	22.48	22.39	22.44	/	1.40	23.88	23.79	23.84	23.98	PASS
		13	22.59	22.41	22.52	/	1.40	23.35	23.81	23.92	23.98	PASS
		24	22.49	22.36	22.18	/	1.40	23.89	23.76	23.58	23.98	PASS
	12	0	21.73	21.56	21.46	/	1.40	23.13	22.96	22.86	23.98	PASS
		6	21.55	21.54	21.32	/	1.40	22.95	22.94	22.72	23.98	PASS
		13	21.44	21.31	21.29	/	1.40	22.84	22.71	22.69	23.98	PASS
	25	0	21.48	21.34	21.29	/	1.40	22.88	22.74	22.69	23.98	PASS
16QAM	1		21.75	21.89	21.52	/	1.40	23.15	23.29	22.92	23.98	PASS
		13	21.65	21.55	21.57	/	1.40	23.05	22.95	22.97	23.98	PASS
		24	21.39	21.26	21.40	/	1.40	22.79	22.66	22.80	23.98	PASS
	12	0	20.74	20.57	20.38	/	1.40	22.14	21.97	21.78	23.98	PASS
		6	20.56	20.55	20.40	/	1.40	21.96	21.95	21.80	23.98	PASS
		13	20.45	20.30	20.43	/	1.40	21.85	21.70	21.83	23.98	PASS
	25	0	20.55	20.55	20.37	/	1.40	21.95	21.95	21.77	23.98	PASS

Note:
1) dBd = dBi - 2.15
2) EIRP = Conducted output power + Antenna gain (dBi)

Test Band: 40b _ 10MHz Bandwidth												
Modulation	RB Allocation		Conducted Power (dBm)			Antenna gain		EIRP(dBm)			Limit	Verdict
	Size	Offset	LCH	MCH	HCH	(dBd)	(dBi)	LCH	MCH	HCH	(dBm)	
QPSK	1	0	/	22.87	/	/	1.40	/	23.27	/	23.98	PASS
		25	/	22.86	/	/	1.40	/	23.26	/	23.98	PASS
		49	/	22.47	/	/	1.40	/	23.87	/	23.98	PASS
	25	0	/	21.53	/	/	1.40	/	22.93	/	23.98	PASS
		13	/	21.41	/	/	1.40	/	22.81	/	23.98	PASS
		25	/	21.36	/	/	1.40	/	22.76	/	23.98	PASS
	50	0	/	21.45	/	/	1.40	/	22.85	/	23.98	PASS
16QAM	1		/	21.67	/	/	1.40	/	23.07	/	23.98	PASS
		25	/	21.70	/	/	1.40	/	23.10	/	23.98	PASS
		49	/	21.30	/	/	1.40	/	22.70	/	23.98	PASS
	25	0	/	20.72	/	/	1.40	/	22.12	/	23.98	PASS

		13	/	20.47	/	/	1.40	/	21.87	/	23.98	PASS
		25	/	20.40	/	/	1.40	/	21.80	/	23.98	PASS
	50	0	/	20.58	/	/	1.40	/	21.98	/	23.98	PASS

Note:
1) dBd = dBi - 2.15
2) EIRP = Conducted output power + Antenna gain (dBi)

Band 41

Test Band: 41 _ 5MHz Bandwidth												
Modulation	RB Allocation		Conducted Power (dBm)			Antenna gain		EIRP(dBm)			Limit (dBm)	Verdict
	Size	Offset	LCH	MCH	HCH	(dBd)	(dBi)	LCH	MCH	HCH		
QPSK	1	0	22.78	22.58	22.60	/	1.80	24.58	24.38	24.40	33.01	PASS
		13	22.76	22.60	22.86	/	1.80	24.56	24.40	24.66	33.01	PASS
		24	22.68	22.50	22.62	/	1.80	24.48	24.30	24.42	33.01	PASS
	12	0	21.74	21.58	21.71	/	1.80	23.54	23.38	23.51	33.01	PASS
		6	21.86	21.64	21.76	/	1.80	23.66	23.44	23.56	33.01	PASS
		13	21.89	21.57	21.87	/	1.80	23.69	23.37	23.67	33.01	PASS
	25	0	21.86	21.61	21.83	/	1.80	23.66	23.41	23.63	33.01	PASS
16QAM	1		21.93	21.70	21.79	/	1.80	23.73	23.50	23.59	33.01	PASS
		13	22.08	22.07	21.95	/	1.80	23.88	23.87	23.75	33.01	PASS
		24	21.80	21.94	21.90	/	1.80	23.60	23.74	23.70	33.01	PASS
	12	0	20.89	20.59	20.73	/	1.80	22.69	22.39	22.53	33.01	PASS
		6	21.01	20.58	20.83	/	1.80	22.81	22.38	22.63	33.01	PASS
		13	20.96	20.52	20.83	/	1.80	22.76	22.32	22.63	33.01	PASS
	25	0	20.87	20.64	20.80	/	1.80	22.67	22.44	22.60	33.01	PASS

Note:
1) dBd = dBi - 2.15
2) EIRP = Conducted output power + Antenna gain (dBi)

Test Band: 41 _ 10MHz Bandwidth												
Modulation	RB Allocation		Conducted Power (dBm)			Antenna gain		EIRP(dBm)			Limit (dBm)	Verdict
	Size	Offset	LCH	MCH	HCH	(dBd)	(dBi)	LCH	MCH	HCH		
QPSK	1	0	22.97	22.70	22.71	/	1.80	24.77	24.50	24.51	33.01	PASS
		25	23.33	22.92	22.89	/	1.80	25.13	24.72	24.69	33.01	PASS
		49	22.97	22.64	22.94	/	1.80	24.77	24.44	24.74	33.01	PASS
	25	0	21.95	21.76	21.65	/	1.80	23.75	23.56	23.45	33.01	PASS
		13	22.05	21.64	21.70	/	1.80	23.85	23.44	23.50	33.01	PASS
		25	22.03	21.65	21.87	/	1.80	23.83	23.45	23.67	33.01	PASS
	50	0	22.01	21.67	21.82	/	1.80	23.81	23.47	23.62	33.01	PASS
16QAM	1		21.81	21.68	21.77	/	1.80	23.61	23.48	23.57	33.01	PASS
		25	22.14	21.83	22.32	/	1.80	23.94	23.63	24.12	33.01	PASS
		49	21.79	21.81	21.88	/	1.80	23.59	23.61	23.68	33.01	PASS
	25	0	21.01	20.85	20.75	/	1.80	22.81	22.65	22.55	33.01	PASS
		13	21.03	20.74	20.84	/	1.80	22.83	22.54	22.64	33.01	PASS
		25	21.01	20.75	20.89	/	1.80	22.81	22.55	22.69	33.01	PASS
	50	0	20.94	20.66	20.81	/	1.80	22.74	22.46	22.61	33.01	PASS

Note:
1) dBd = dBi - 2.15
2) EIRP = Conducted output power + Antenna gain (dBi)

Test Band: 41 _ 15MHz Bandwidth												
Modulation	RB Allocation		Conducted Power (dBm)			Antenna gain		EIRP(dBm)			Limit (dBm)	Verdict
	Size	Offset	LCH	MCH	HCH	(dBd)	(dBi)	LCH	MCH	HCH		

QPSK	1	0	22.85	22.65	22.56	/	1.80	24.65	24.45	24.36	33.01	PASS
		38	23.06	22.68	22.85	/	1.80	24.86	24.48	24.65	33.01	PASS
		74	22.61	22.53	22.93	/	1.80	24.41	24.33	24.73	33.01	PASS
	36	0	22.00	21.77	21.69	/	1.80	23.80	23.57	23.49	33.01	PASS
		18	22.00	21.70	21.71	/	1.80	23.80	23.50	23.51	33.01	PASS
		39	21.84	21.72	21.92	/	1.80	23.64	23.52	23.72	33.01	PASS
	75	0	21.93	21.78	21.85	/	1.80	23.73	23.58	23.65	33.01	PASS
16QAM	1		21.91	21.94	21.96	/	1.80	23.71	23.74	23.76	33.01	PASS
		38	21.89	21.63	21.94	/	1.80	23.69	23.43	23.74	33.01	PASS
		74	21.58	21.81	22.01	/	1.80	23.38	23.61	23.81	33.01	PASS
	36	0	21.01	20.79	20.58	/	1.80	22.81	22.59	22.38	33.01	PASS
		18	20.99	20.70	20.70	/	1.80	22.79	22.50	22.50	33.01	PASS
		39	20.89	20.71	20.82	/	1.80	22.69	22.51	22.62	33.01	PASS
	75	0	20.95	20.77	20.79	/	1.80	22.75	22.57	22.59	33.01	PASS

Note:
1) dBd = dBi - 2.15
2) EIRP = Conducted output power + Antenna gain (dBi)

Test Band: 41 _ 20MHz Bandwidth												
Modulation	RB Allocation		Conducted Power (dBm)			Antenna gain		EIRP(dBm)			Limit (dBm)	Verdict
	Size	Offset	LCH	MCH	HCH	(dBd)	(dBi)	LCH	MCH	HCH		
QPSK	1	0	22.65	22.64	22.56	/	1.80	24.45	24.44	24.36	33.01	PASS
		50	23.10	22.95	22.93	/	1.80	24.90	24.75	24.73	33.01	PASS
		99	22.20	22.41	22.72	/	1.80	24.00	24.21	24.52	33.01	PASS
	50	0	21.96	21.69	21.77	/	1.80	23.76	23.49	23.57	33.01	PASS
		25	21.86	21.70	21.59	/	1.80	23.66	23.50	23.39	33.01	PASS
		50	21.62	21.65	21.63	/	1.80	23.42	23.45	23.43	33.01	PASS
	100	0	21.85	21.68	21.76	/	1.80	23.65	23.48	23.56	33.01	PASS
16QAM	1		21.72	21.79	21.81	/	1.80	23.52	23.59	23.61	33.01	PASS
		50	21.99	22.13	22.08	/	1.80	23.79	23.93	23.88	33.01	PASS
		99	21.55	21.64	21.28	/	1.80	23.35	23.44	23.08	33.01	PASS
	50	0	20.95	20.76	20.77	/	1.80	22.75	22.56	22.57	33.01	PASS
		25	20.97	20.77	20.65	/	1.80	22.77	22.57	22.45	33.01	PASS
		50	20.68	20.67	20.73	/	1.80	22.48	22.47	22.53	33.01	PASS
	100	0	20.91	20.71	20.76	/	1.80	22.71	22.51	22.56	33.01	PASS

Note:
1) dBd = dBi - 2.15
2) EIRP = Conducted output power + Antenna gain (dBi)

Band 41a

Test Band: 41a _ 5MHz Bandwidth												
Modulation	RB Allocation		Conducted Power (dBm)			Antenna gain		EIRP(dBm)			Limit (dBm)	Verdict
	Size	Offset	LCH	MCH	HCH	(dBd)	(dBi)	LCH	MCH	HCH		
QPSK	1	0	22.88	22.62	22.72	/	1.80	24.68	24.42	24.52	33.01	PASS
		13	22.95	22.64	22.69	/	1.80	24.75	24.44	24.49	33.01	PASS
		24	22.80	22.56	22.73	/	1.80	24.60	24.36	24.53	33.01	PASS
	12	0	21.93	21.61	21.74	/	1.80	23.73	23.41	23.54	33.01	PASS
		6	21.97	21.69	21.78	/	1.80	23.77	23.49	23.58	33.01	PASS
		13	21.90	21.63	21.91	/	1.80	23.70	23.43	23.71	33.01	PASS
	25	0	21.84	21.63	21.76	/	1.80	23.64	23.43	23.56	33.01	PASS
16QAM	1		22.01	21.72	21.82	/	1.80	23.81	23.52	23.62	33.01	PASS
		13	22.12	21.81	22.04	/	1.80	23.92	23.61	23.84	33.01	PASS
		24	21.76	21.70	21.95	/	1.80	23.56	23.50	23.75	33.01	PASS
	12	0	20.99	20.55	20.83	/	1.80	22.79	22.35	22.63	33.01	PASS

		6	21.02	20.71	20.87	/	1.80	22.82	22.51	22.67	33.01	PASS
		13	20.80	20.62	20.83	/	1.80	22.60	22.42	22.63	33.01	PASS
	25	0	20.89	20.60	20.77	/	1.80	22.69	22.40	22.57	33.01	PASS

Note:
1) dBd = dBi - 2.15
2) EIRP = Conducted output power + Antenna gain (dBi)

Test Band: 41a _ 10MHz Bandwidth												
Modulation	RB Allocation		Conducted Power (dBm)			Antenna gain		EIRP(dBm)			Limit	Verdict
	Size	Offset	LCH	MCH	HCH	(dBd)	(dBi)	LCH	MCH	HCH	(dBm)	
QPSK	1	0	23.01	22.72	22.61	/	1.80	24.81	24.52	24.41	33.01	PASS
		25	23.26	22.97	23.13	/	1.80	25.06	24.77	24.93	33.01	PASS
		49	22.85	22.62	22.99	/	1.80	24.65	24.42	24.79	33.01	PASS
	25	0	22.00	21.70	21.68	/	1.80	23.80	23.50	23.48	33.01	PASS
		13	21.92	21.67	21.73	/	1.80	23.72	23.47	23.53	33.01	PASS
		25	21.91	21.71	21.91	/	1.80	23.71	23.51	23.71	33.01	PASS
	50	0	21.99	21.68	21.73	/	1.80	23.79	23.48	23.53	33.01	PASS
16QAM	1		21.87	21.92	21.48	/	1.80	23.67	23.72	23.28	33.01	PASS
		25	22.05	22.17	22.14	/	1.80	23.85	23.97	23.94	33.01	PASS
		49	21.67	21.90	21.89	/	1.80	23.47	23.70	23.69	33.01	PASS
	25	0	21.04	20.78	20.79	/	1.80	22.84	22.58	22.59	33.01	PASS
		13	21.05	20.80	20.70	/	1.80	22.85	22.60	22.50	33.01	PASS
		25	20.87	20.76	20.75	/	1.80	22.67	22.56	22.55	33.01	PASS
	50	0	21.01	20.74	20.71	/	1.80	22.81	22.54	22.51	33.01	PASS

Note:
1) dBd = dBi - 2.15
2) EIRP = Conducted output power + Antenna gain (dBi)

Test Band: 41a _ 15MHz Bandwidth												
Modulation	RB Allocation		Conducted Power (dBm)			Antenna gain		EIRP(dBm)			Limit	Verdict
	Size	Offset	LCH	MCH	HCH	(dBd)	(dBi)	LCH	MCH	HCH	(dBm)	
QPSK	1	0	23.00	22.67	22.78	/	1.80	24.80	24.47	24.58	33.01	PASS
		38	22.91	22.67	22.87	/	1.80	24.71	24.47	24.67	33.01	PASS
		74	22.53	22.64	22.95	/	1.80	24.33	24.44	24.75	33.01	PASS
	36	0	21.95	21.76	21.72	/	1.80	23.75	23.56	23.52	33.01	PASS
		18	21.87	21.77	21.71	/	1.80	23.67	23.57	23.51	33.01	PASS
		39	21.69	21.71	21.93	/	1.80	23.49	23.51	23.73	33.01	PASS
	75	0	21.86	21.76	21.87	/	1.80	23.66	23.56	23.67	33.01	PASS
16QAM	1		21.86	21.86	21.67	/	1.80	23.66	23.66	23.47	33.01	PASS
		38	21.78	21.94	21.77	/	1.80	23.58	23.74	23.57	33.01	PASS
		74	21.54	21.57	22.15	/	1.80	23.34	23.37	23.95	33.01	PASS
	36	0	20.97	20.77	20.78	/	1.80	22.77	22.57	22.58	33.01	PASS
		18	20.92	20.75	20.71	/	1.80	22.72	22.55	22.51	33.01	PASS
		39	20.68	20.73	20.74	/	1.80	22.48	22.53	22.54	33.01	PASS
	75	0	20.92	20.74	20.70	/	1.80	22.72	22.54	22.50	33.01	PASS

Note:
1) dBd = dBi - 2.15
2) EIRP = Conducted output power + Antenna gain (dBi)

Test Band: 41a _ 20MHz Bandwidth												
Modulation	RB Allocation		Conducted Power (dBm)			Antenna gain		EIRP(dBm)			Limit	Verdict
	Size	Offset	LCH	MCH	HCH	(dBd)	(dBi)	LCH	MCH	HCH	(dBm)	
QPSK	1	0	22.79	22.55	22.75	/	1.80	24.59	24.35	24.55	33.01	PASS

		50	22.98	22.96	22.78	/	1.80	24.78	24.76	24.58	33.01	PASS
		99	22.25	22.50	22.78	/	1.80	24.05	24.30	24.58	33.01	PASS
	50	0	21.92	21.75	21.69	/	1.80	23.72	23.55	23.49	33.01	PASS
		25	21.79	21.74	21.77	/	1.80	23.59	23.54	23.57	33.01	PASS
		50	21.53	21.69	21.65	/	1.80	23.33	23.49	23.45	33.01	PASS
	100	0	21.76	21.68	21.80	/	1.80	23.56	23.48	23.60	33.01	PASS
16QAM	1		22.04	22.04	21.72	/	1.80	23.84	23.84	23.52	33.01	PASS
		50	21.83	22.11	22.09	/	1.80	23.63	23.91	23.89	33.01	PASS
		99	21.53	21.72	21.29	/	1.80	23.33	23.52	23.09	33.01	PASS
	50	0	20.93	20.77	20.80	/	1.80	22.73	22.57	22.60	33.01	PASS
		25	20.78	20.76	20.66	/	1.80	22.58	22.56	22.46	33.01	PASS
		50	20.68	20.70	20.76	/	1.80	22.48	22.50	22.56	33.01	PASS
	100	0	20.73	20.72	20.78	/	1.80	22.53	22.52	22.58	33.01	PASS

Note:
1) dBd = dBi - 2.15
2) EIRP = Conducted output power + Antenna gain (dBi)

Band 41b

Test Band: 41b _ 5MHz Bandwidth												
Modulation	RB Allocation		Conducted Power (dBm)			Antenna gain		EIRP(dBm)			Limit (dBm)	Verdict
	Size	Offset	LCH	MCH	HCH	(dBd)	(dBi)	LCH	MCH	HCH		
QPSK	1	0	22.25	22.64	22.81	/	1.80	24.05	24.44	24.61	33.01	PASS
		13	22.41	22.73	22.93	/	1.80	24.21	24.53	24.73	33.01	PASS
		24	22.27	22.69	22.90	/	1.80	24.07	24.49	24.70	33.01	PASS
	12	0	21.35	21.71	21.81	/	1.80	23.15	23.51	23.61	33.01	PASS
		6	21.44	21.77	21.86	/	1.80	23.24	23.57	23.66	33.01	PASS
		13	21.30	21.73	21.86	/	1.80	23.10	23.53	23.66	33.01	PASS
	25	0	21.38	21.74	21.89	/	1.80	23.18	23.54	23.69	33.01	PASS
16QAM	1		21.41	21.76	21.90	/	1.80	23.21	23.56	23.70	33.01	PASS
		13	21.43	22.22	22.06	/	1.80	23.23	24.02	23.86	33.01	PASS
		24	21.52	21.82	22.01	/	1.80	23.32	23.62	23.81	33.01	PASS
	12	0	20.50	20.72	20.80	/	1.80	22.30	22.52	22.60	33.01	PASS
		6	20.54	20.81	20.94	/	1.80	22.34	22.61	22.74	33.01	PASS
		13	20.45	20.76	20.85	/	1.80	22.25	22.56	22.65	33.01	PASS
	25	0	20.41	20.73	20.89	/	1.80	22.21	22.53	22.69	33.01	PASS

Note:
1) dBd = dBi - 2.15
2) EIRP = Conducted output power + Antenna gain (dBi)

Test Band: 41b _ 10MHz Bandwidth												
Modulation	RB Allocation		Conducted Power (dBm)			Antenna gain		EIRP(dBm)			Limit (dBm)	Verdict
	Size	Offset	LCH	MCH	HCH	(dBd)	(dBi)	LCH	MCH	HCH		
QPSK	1	0	22.60	22.70	22.84	/	1.80	24.40	24.50	24.64	33.01	PASS
		25	22.79	23.05	23.23	/	1.80	24.59	24.85	25.03	33.01	PASS
		49	22.56	22.89	23.02	/	1.80	24.36	24.69	24.82	33.01	PASS
	25	0	21.50	21.81	21.86	/	1.80	23.30	23.61	23.66	33.01	PASS
		13	21.34	21.88	21.88	/	1.80	23.14	23.68	23.68	33.01	PASS
		25	21.46	21.83	21.94	/	1.80	23.26	23.63	23.74	33.01	PASS
	50	0	21.51	21.86	21.89	/	1.80	23.31	23.66	23.69	33.01	PASS
16QAM	1		21.46	21.97	21.62	/	1.80	23.26	23.77	23.42	33.01	PASS
		25	21.63	21.98	22.24	/	1.80	23.43	23.78	24.04	33.01	PASS
		49	21.58	22.18	22.03	/	1.80	23.38	23.98	23.83	33.01	PASS
	25	0	20.57	20.89	20.89	/	1.80	22.37	22.69	22.69	33.01	PASS
		13	20.49	20.94	20.94	/	1.80	22.29	22.74	22.74	33.01	PASS

		25	20.52	20.92	20.99	/	1.80	22.32	22.72	22.79	33.01	PASS
	50	0	20.48	20.88	20.86	/	1.80	22.28	22.68	22.66	33.01	PASS

Note:
1) dBd = dBi - 2.15
2) EIRP = Conducted output power + Antenna gain (dBi)

Test Band: 41b _ 15MHz Bandwidth												
Modulation	RB Allocation		Conducted Power (dBm)			Antenna gain		EIRP(dBm)			Limit	Verdict
	Size	Offset	LCH	MCH	HCH	(dBd)	(dBi)	LCH	MCH	HCH	(dBm)	
QPSK	1	0	22.52	22.61	22.57	/	1.80	24.32	24.41	24.37	33.01	PASS
		38	22.54	22.83	22.87	/	1.80	24.34	24.63	24.67	33.01	PASS
		74	22.65	22.94	22.92	/	1.80	24.45	24.74	24.72	33.01	PASS
	36	0	21.45	21.75	21.71	/	1.80	23.25	23.55	23.51	33.01	PASS
		18	21.49	21.83	21.84	/	1.80	23.29	23.63	23.64	33.01	PASS
		39	21.68	21.92	21.90	/	1.80	23.48	23.72	23.70	33.01	PASS
	75	0	21.54	21.86	21.81	/	1.80	23.34	23.66	23.61	33.01	PASS
16QAM	1		21.40	21.56	21.49	/	1.80	23.20	23.36	23.29	33.01	PASS
		38	21.43	22.08	21.71	/	1.80	23.23	23.88	23.51	33.01	PASS
		74	21.61	22.19	22.27	/	1.80	23.41	23.99	24.07	33.01	PASS
	36	0	20.47	20.78	20.76	/	1.80	22.27	22.58	22.56	33.01	PASS
		18	20.63	20.87	20.77	/	1.80	22.43	22.67	22.57	33.01	PASS
		39	20.63	20.96	20.82	/	1.80	22.43	22.76	22.62	33.01	PASS
	75	0	20.57	20.90	20.78	/	1.80	22.37	22.70	22.58	33.01	PASS

Note:
1) dBd = dBi - 2.15
2) EIRP = Conducted output power + Antenna gain (dBi)

Test Band: 41b _ 20MHz Bandwidth												
Modulation	RB Allocation		Conducted Power (dBm)			Antenna gain		EIRP(dBm)			Limit	Verdict
	Size	Offset	LCH	MCH	HCH	(dBd)	(dBi)	LCH	MCH	HCH	(dBm)	
QPSK	1	0	22.21	22.54	22.52	/	1.80	24.01	24.34	24.32	33.01	PASS
		50	22.77	23.08	22.99	/	1.80	24.57	24.88	24.79	33.01	PASS
		99	22.67	22.95	22.67	/	1.80	24.47	24.75	24.47	33.01	PASS
	50	0	21.43	21.75	21.66	/	1.80	23.23	23.55	23.46	33.01	PASS
		25	21.60	21.82	21.76	/	1.80	23.40	23.62	23.56	33.01	PASS
		50	21.74	21.92	21.77	/	1.80	23.54	23.72	23.57	33.01	PASS
	100	0	21.58	21.83	21.70	/	1.80	23.38	23.63	23.50	33.01	PASS
16QAM	1		21.28	21.85	21.54	/	1.80	23.08	23.65	23.34	33.01	PASS
		50	21.65	22.23	21.99	/	1.80	23.45	24.03	23.79	33.01	PASS
		99	21.75	22.00	21.93	/	1.80	23.55	23.80	23.73	33.01	PASS
	50	0	20.49	20.76	20.71	/	1.80	22.29	22.56	22.51	33.01	PASS
		25	20.55	20.87	20.79	/	1.80	22.35	22.67	22.59	33.01	PASS
		50	20.77	20.96	20.79	/	1.80	22.57	22.76	22.59	33.01	PASS
	100	0	20.73	20.90	20.72	/	1.80	22.53	22.70	22.52	33.01	PASS

Note:
1) dBd = dBi - 2.15
2) EIRP = Conducted output power + Antenna gain (dBi)

6.Spurious Emission

Band 2

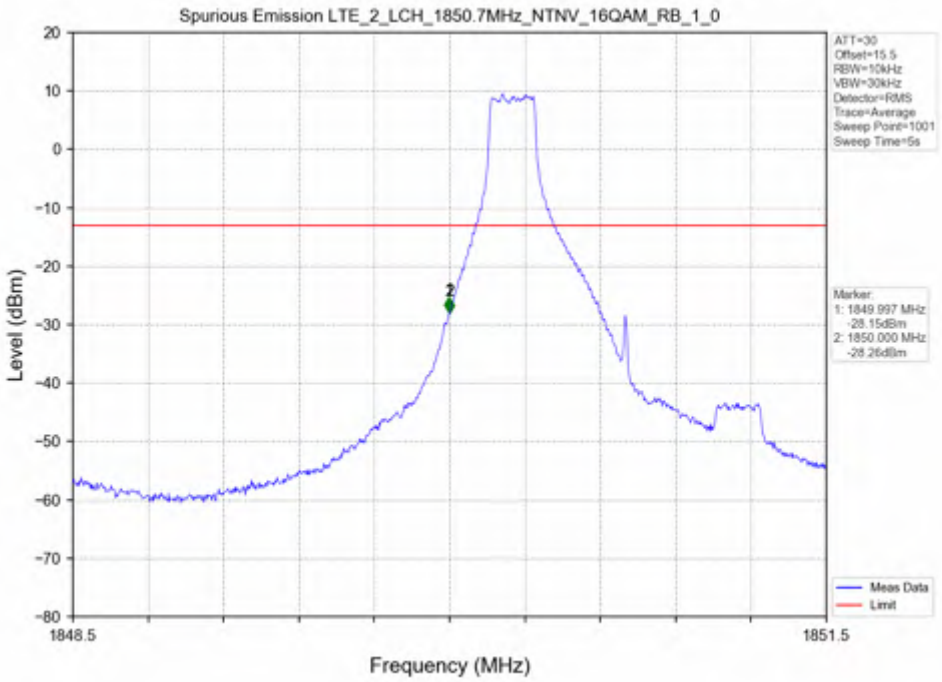
Spurious Emission LTE_2_LCH_1850.7MHz_NTNV_16QAM_RB_1_0
ATT=30
Offset=15.5
RBW=10kHz
VBW=30kHz
Detector=RMS
Trace=Average
Sweep Point=1001
Sweep Time=5s
Marker:
1: 1849.997 MHz
-28.15dBm
2: 1850.000 MHz
-28.26dBm
Meas Data
Limit
Level (dBm)
Frequency (MHz)
1848.5
1851.5

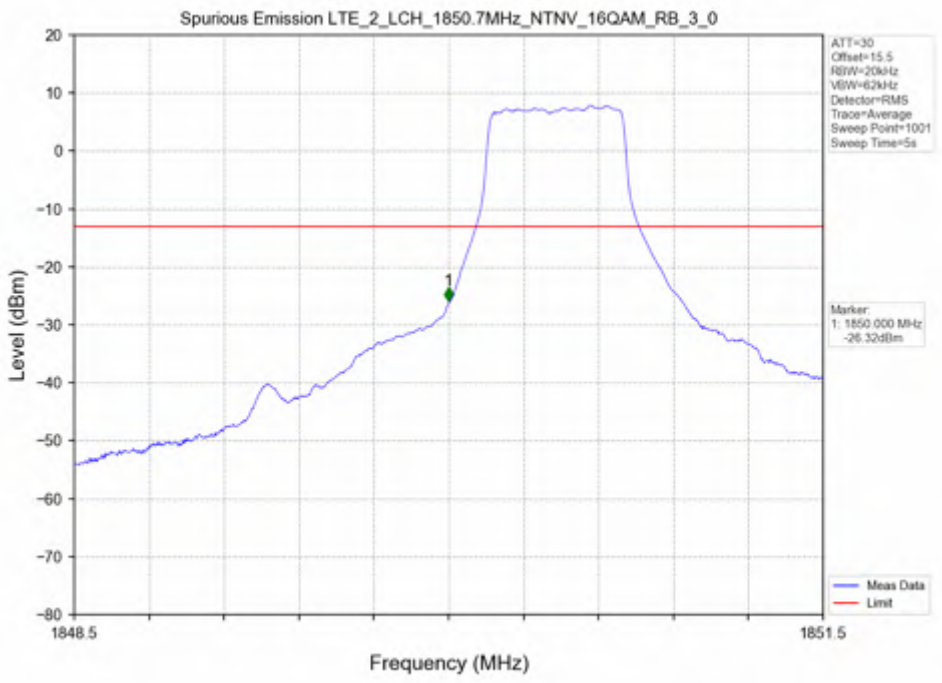
Spurious Emission LTE_2_LCH_1850.7MHz_NTNV_16QAM_RB_3_0
ATT=30
Offset=15.5
RBW=20kHz
VBW=62kHz
Detector=RMS
Trace=Average
Sweep Point=1001
Sweep Time=5s
Marker:
1: 1850.000 MHz
-26.32dBm
Meas Data
Limit
Level (dBm)
Frequency (MHz)
1848.5
1851.5

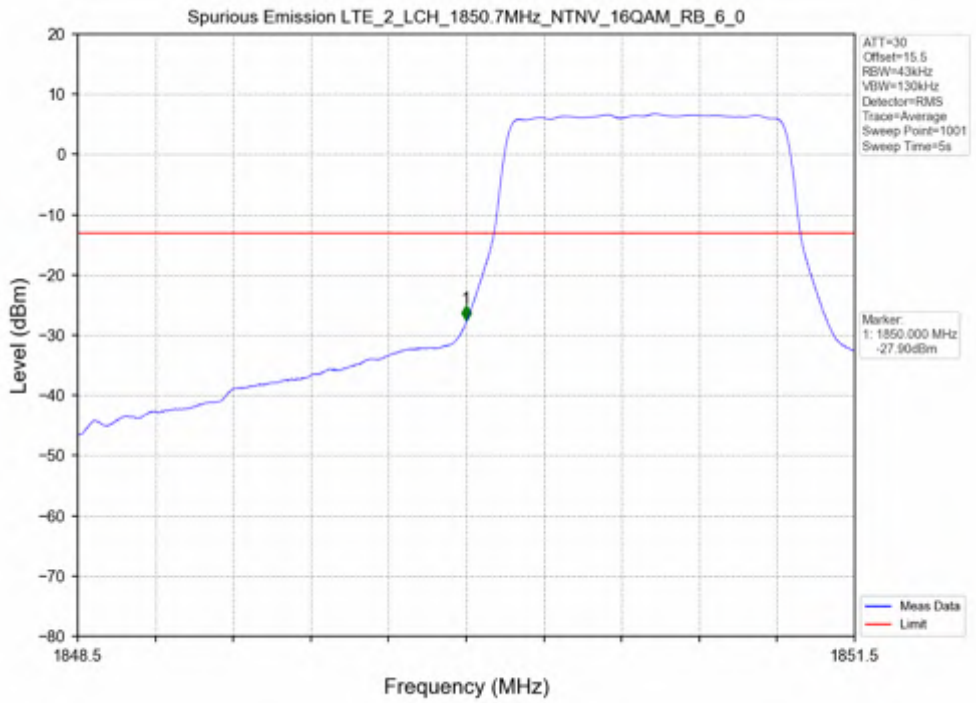
Spurious Emission LTE_2_LCH_1850.7MHz_NTNV_16QAM_RB_6_0
ATT=30
Offset=15.5
RBW=43kHz
VBW=130kHz
Detector=RMS
Trace=Average
Sweep Point=1001
Sweep Time=5s
Marker
1: 1850.000 MHz
-27.90dBm
Meas Data
Limit
Level (dBm)
Frequency (MHz)
1848.5
1851.5

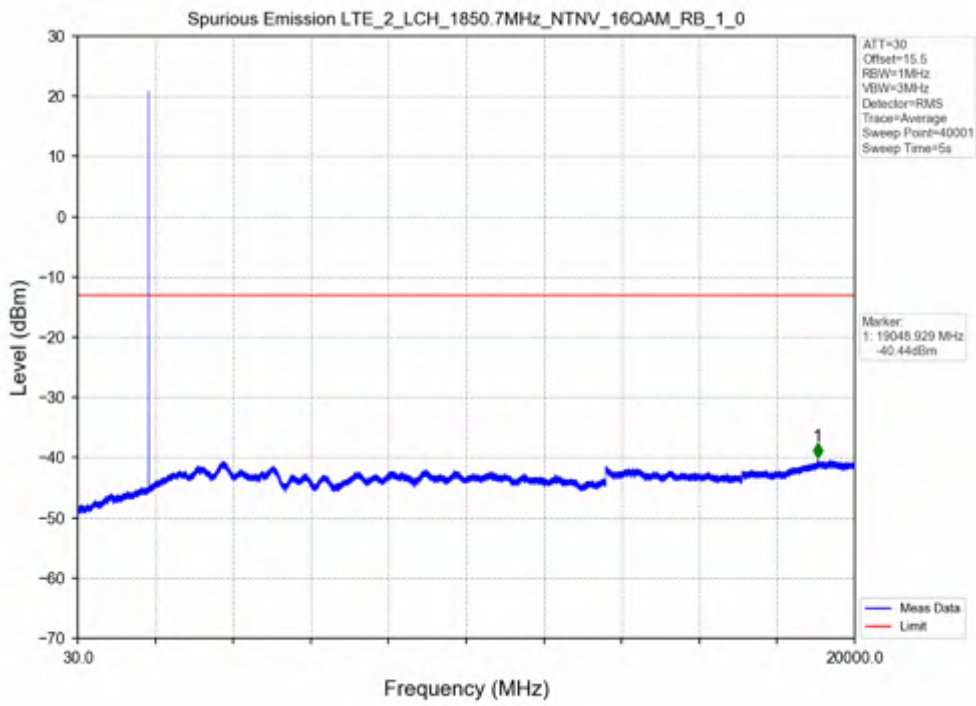
Spurious Emission LTE_2_LCH_1850.7MHz_NTNV_16QAM_RB_1_0
ATT=30
Offset=15.5
RBW=1MHz
VBW=3MHz
Detector=RMS
Trace=Average
Sweep Point=40001
Sweep Time=5s
Marker
1: 19048.929 MHz
-40.44dBm
Meas Data
Limit
Level (dBm)
Frequency (MHz)
30.0
20000.0

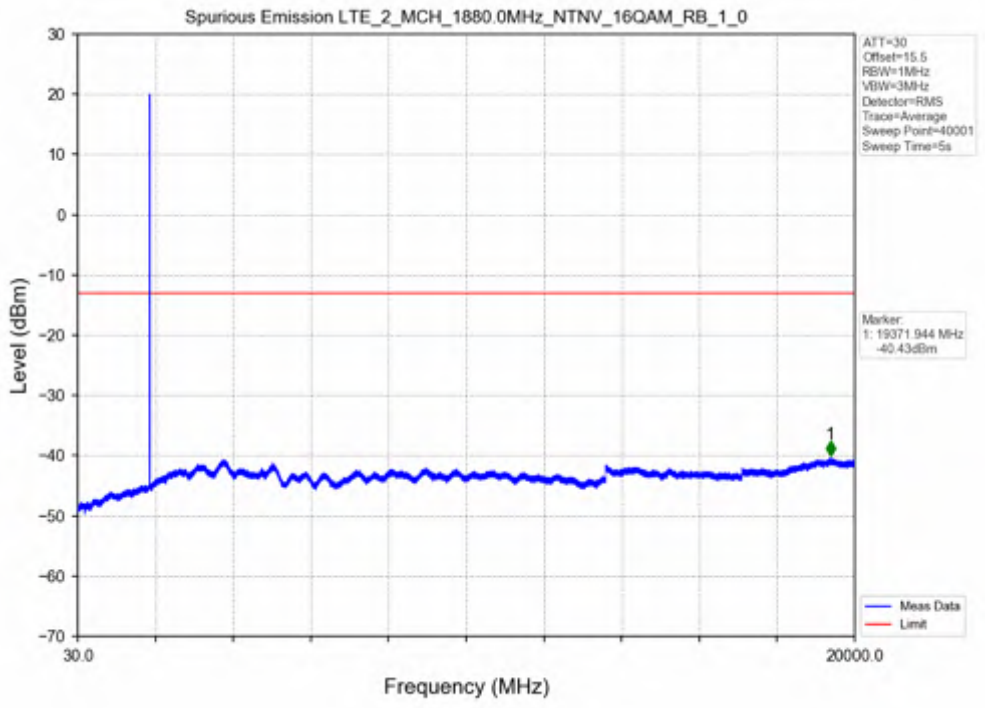
Spurious Emission LTE_2_MCH_1880.0MHz_NTNV_16QAM_RB_1_0
ATT=30
Offset=15.5
RBW=1MHz
VBW=3MHz
Detector=RMS
Trace=Average
Sweep Point=40001
Sweep Time=5s
Marker
1: 19371.944 MHz
-40.43dBm
Meas Data
Limit
Level (dBm)
Frequency (MHz)
30.0
20000.0

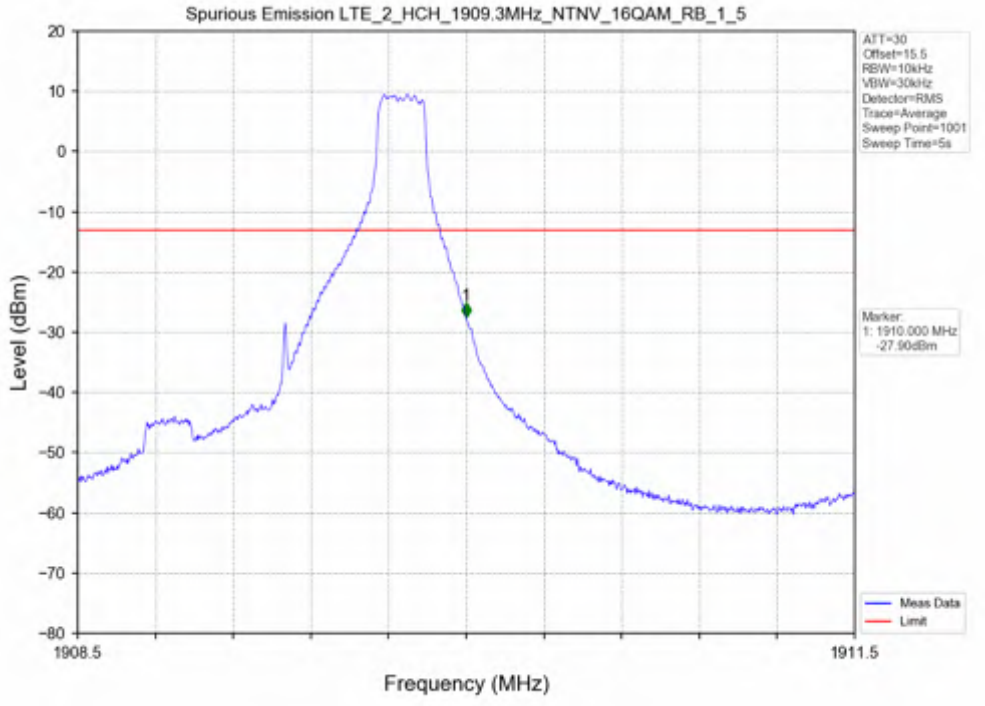
Spurious Emission LTE_2_HCH_1909.3MHz_NTNV_16QAM_RB_1_5
ATT=30
Offset=15.5
RBW=10kHz
VBW=30kHz
Detector=RMS
Trace=Average
Sweep Point=1001
Sweep Time=5s
Marker
1: 1910.000 MHz
-27.90dBm
Meas Data
Limit
Level (dBm)
Frequency (MHz)
1908.5
1911.5

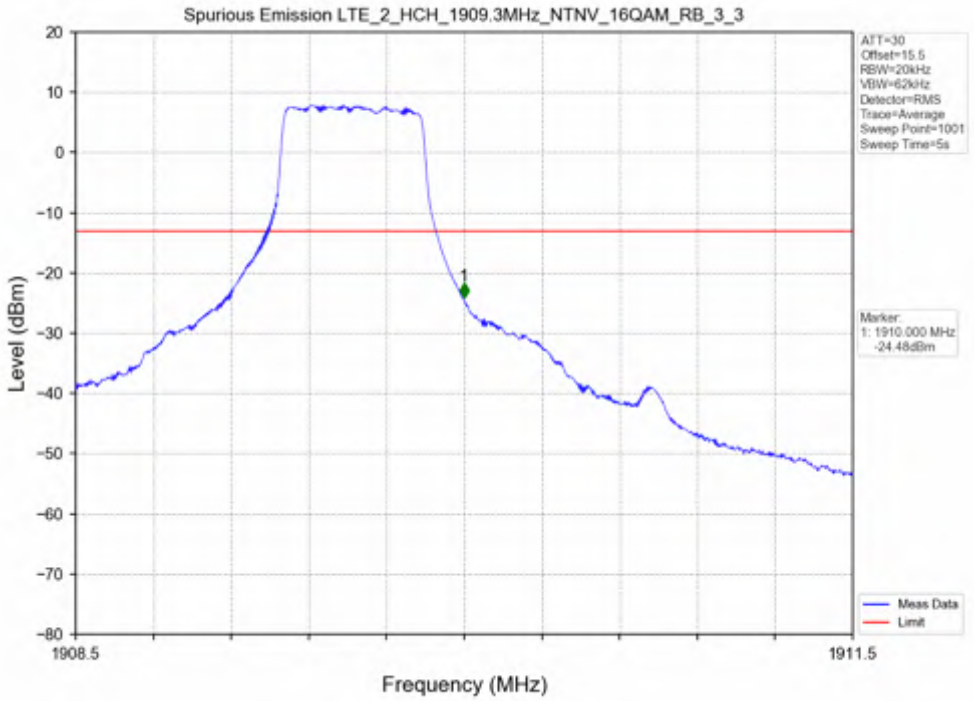
Spurious Emission LTE_2_HCH_1909.3MHz_NTNV_16QAM_RB_3_3
ATT=30
Offset=15.5
RBW=20kHz
VBW=62kHz
Detector=RMS
Trace=Average
Sweep Point=1001
Sweep Time=5s
Marker
1: 1910.000 MHz
-24.48dBm
Meas Data
Limit
Level (dBm)
Frequency (MHz)
1908.5
1911.5

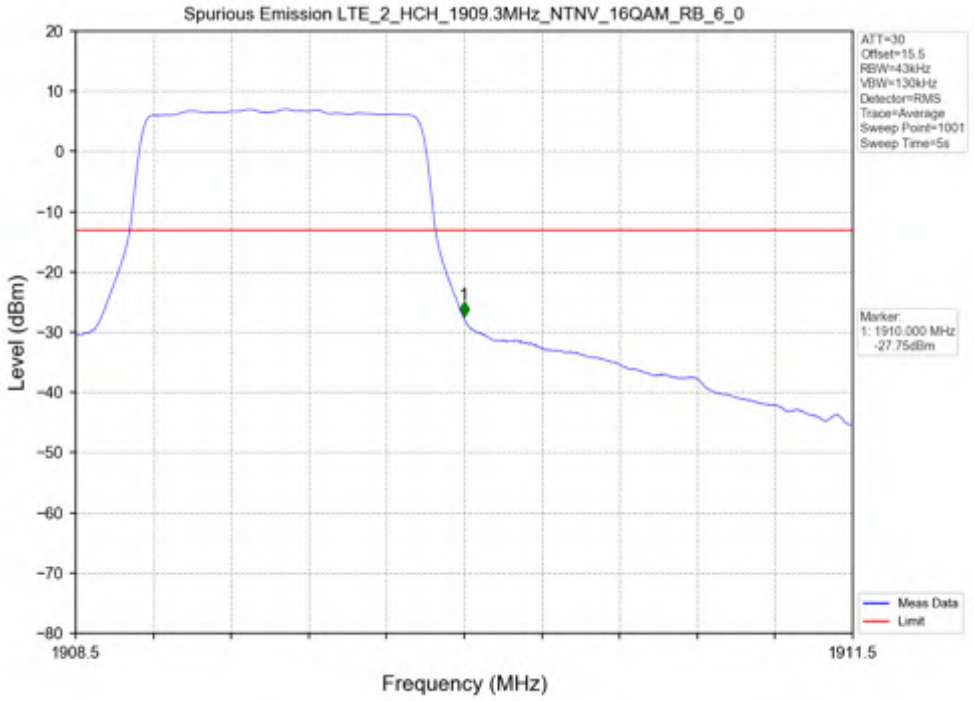
Spurious Emission LTE_2_HCH_1909.3MHz_NTNV_16QAM_RB_6_0
ATT=30
Offset=15.5
RBW=43kHz
VBW=130kHz
Detector=RMS
Trace=Average
Sweep Point=1001
Sweep Time=5s
Marker
1: 1910.000 MHz
-27.75dBm
Meas Data
Limit
Level (dBm)
Frequency (MHz)
1908.5
1911.5

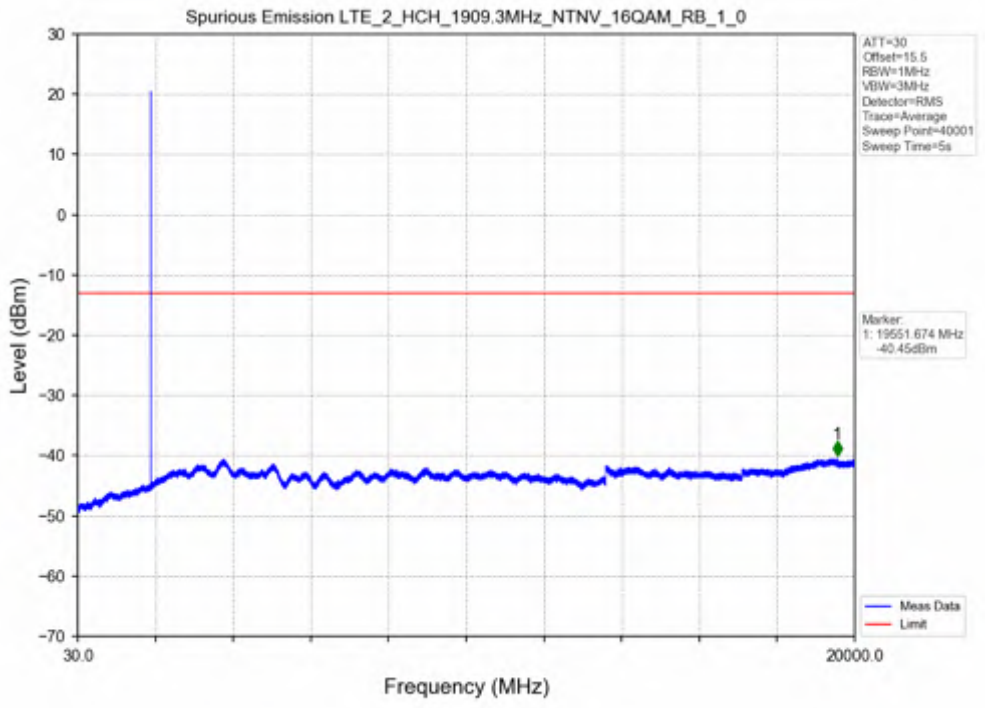
Spurious Emission LTE_2_HCH_1909.3MHz_NTNV_16QAM_RB_1_0
ATT=30
Offset=15.5
RBW=1MHz
VBW=3MHz
Detector=RMS
Trace=Average
Sweep Point=40001
Sweep Time=5s
Marker
1: 19551.674 MHz
-40.45dBm
Meas Data
Limit
Level (dBm)
Frequency (MHz)
30.0
20000.0

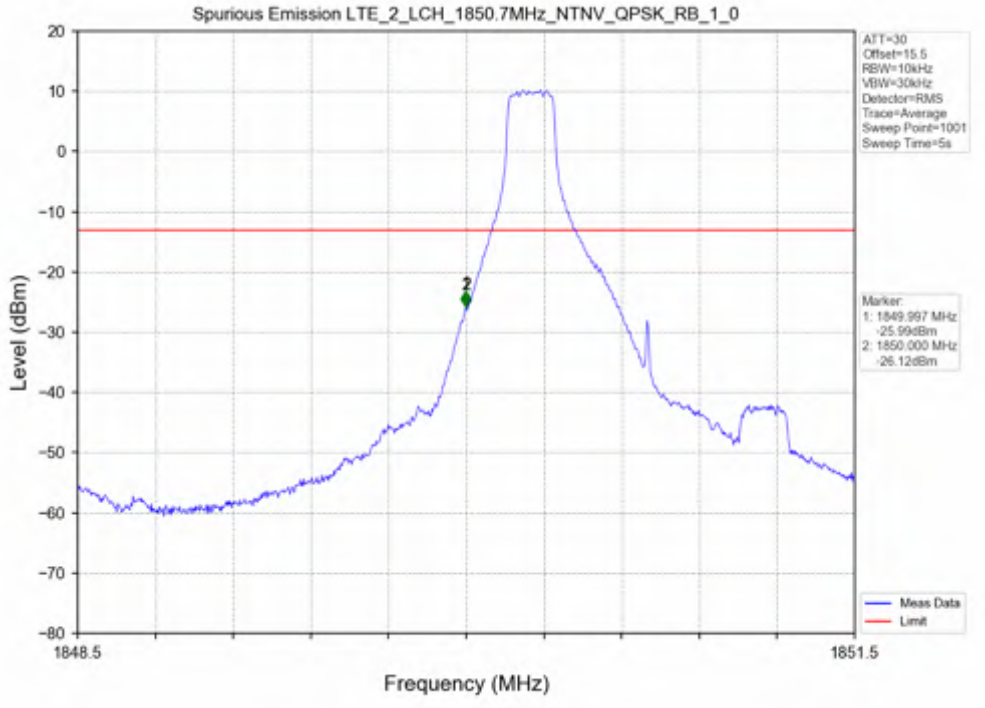
Spurious Emission LTE_2_LCH_1850.7MHz_NTNV_QPSK_RB_1_0
ATT=30
Offset=15.5
RBW=10kHz
VBW=30kHz
Detector=RMS
Trace=Average
Sweep Point=1001
Sweep Time=5s
Marker
1: 1849.997 MHz
-25.99dBm
2: 1850.000 MHz
-26.12dBm
Meas Data
Limit
Level (dBm)
Frequency (MHz)
1848.5
1851.5

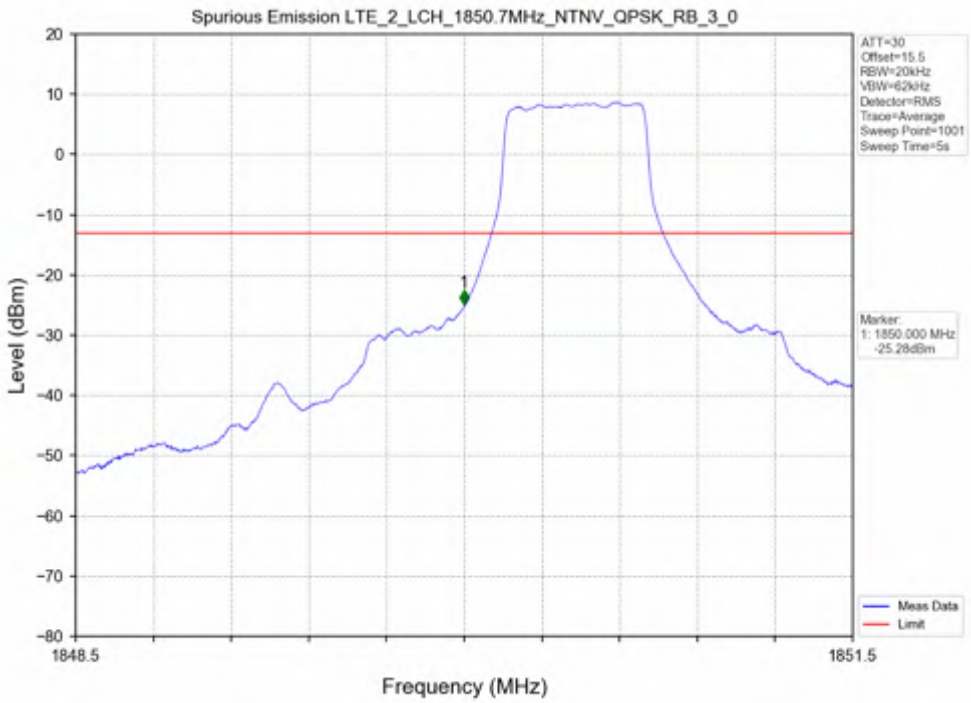
Spurious Emission LTE_2_LCH_1850.7MHz_NTNV_QPSK_RB_3_0
ATT=30
Offset=15.5
RBW=20kHz
VBW=62kHz
Detector=RMS
Trace=Average
Sweep Point=1001
Sweep Time=5s
Marker
1: 1850.000 MHz
-25.28dBm
Meas Data
Limit
Level (dBm)
Frequency (MHz)
1848.5
1851.5

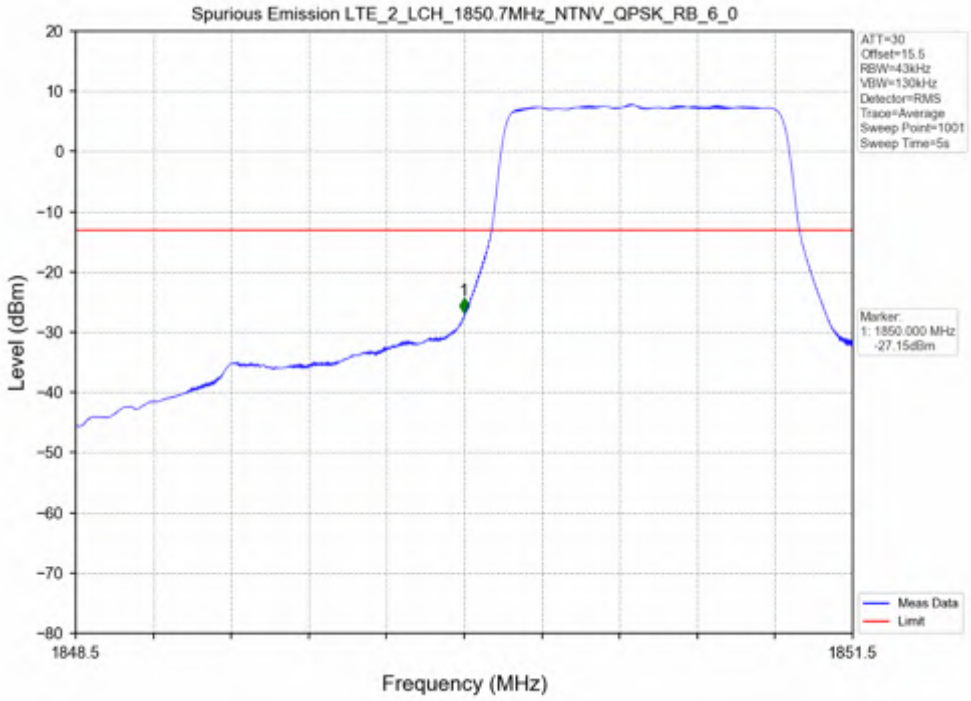
Spurious Emission LTE_2_LCH_1850.7MHz_NTNV_QPSK_RB_6_0
ATT=30
Offset=15.5
RBW=43kHz
VBW=130kHz
Detector=RMS
Trace=Average
Sweep Point=1001
Sweep Time=5s
Marker
1: 1850.000 MHz
-27.15dBm
Meas Data
Limit
Level (dBm)
Frequency (MHz)
1848.5
1851.5

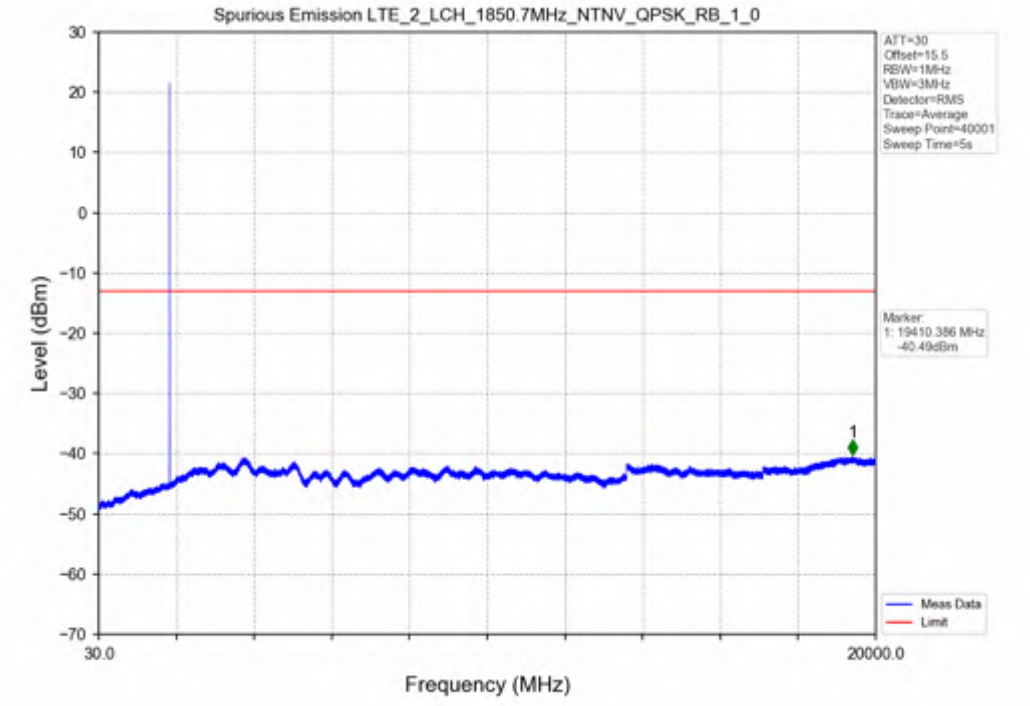
Spurious Emission LTE_2_LCH_1850.7MHz_NTNV_QPSK_RB_1_0
ATT=30
Offset=15.5
RBW=1MHz
VBW=3MHz
Detector=RMS
Trace=Average
Sweep Point=40001
Sweep Time=5s
Marker
1: 19410.386 MHz
-40.49dBm
Meas Data
Limit
Level (dBm)
Frequency (MHz)
30.0
20000.0

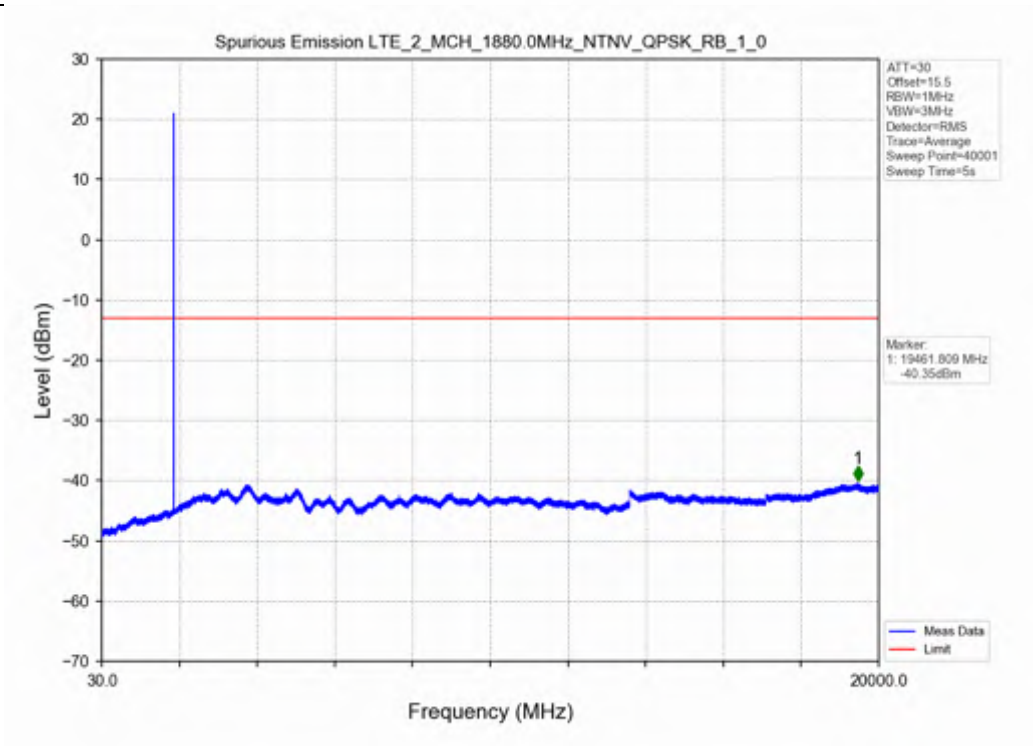
Spurious Emission LTE_2_MCH_1880.0MHz_NTNV_QPSK_RB_1_0
ATT=30
Offset=15.5
RBW=1MHz
VBW=3MHz
Detector=RMS
Trace=Average
Sweep Point=40001
Sweep Time=5s
Marker
1: 19461.809 MHz
-40.35dBm
Meas Data
Limit
Level (dBm)
Frequency (MHz)
30.0
20000.0

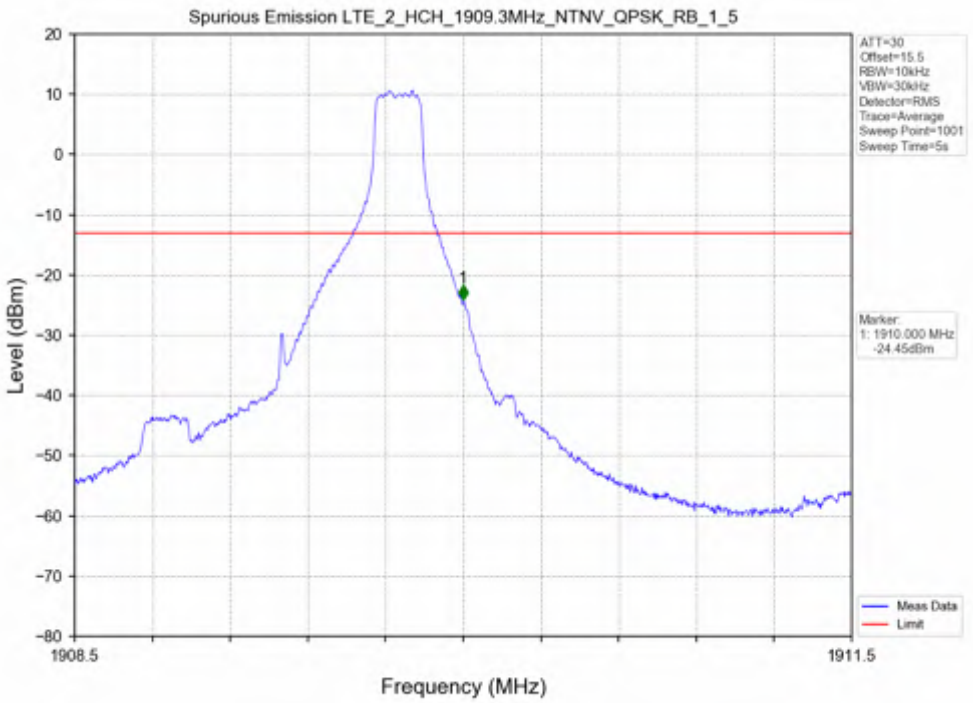
Spurious Emission LTE_2_HCH_1909.3MHz_NTNV_QPSK_RB_1_5
ATT=30
Offset=15.5
RBW=10kHz
VBW=30kHz
Detector=RMS
Trace=Average
Sweep Point=1001
Sweep Time=5s
Marker
1: 1910.000 MHz
-24.45dBm
Meas Data
Limit
Level (dBm)
Frequency (MHz)
1908.5
1911.5

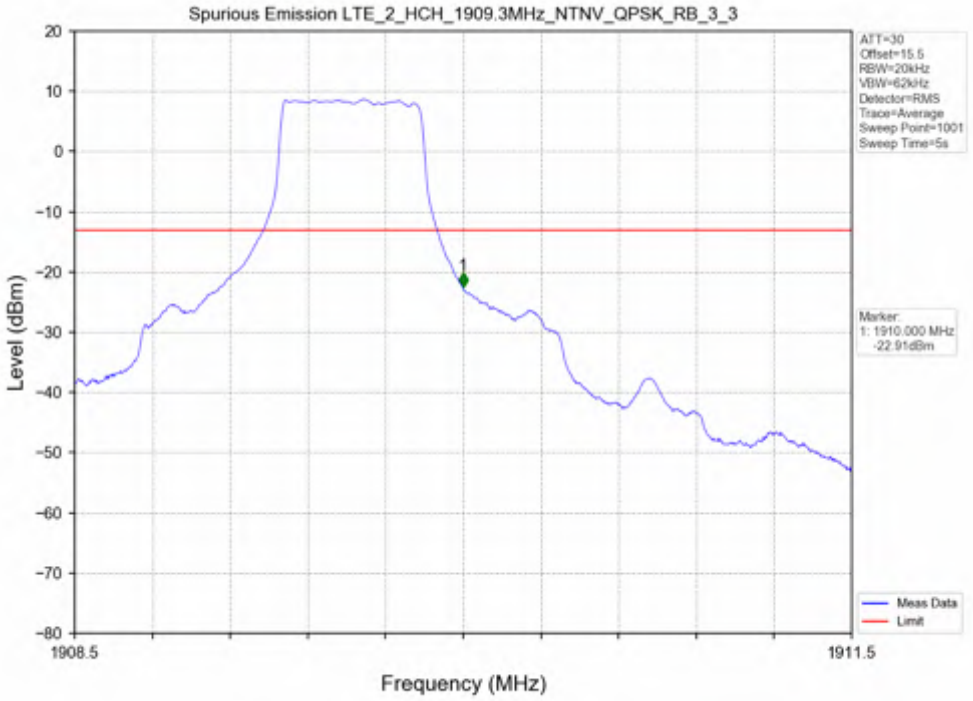
Spurious Emission LTE_2_HCH_1909.3MHz_NTNV_QPSK_RB_3_3
ATT=30
Offset=15.5
RBW=20kHz
VBW=62kHz
Detector=RMS
Trace=Average
Sweep Point=1001
Sweep Time=5s
Marker
1: 1910.000 MHz
-22.91dBm
Meas Data
Limit
Level (dBm)
Frequency (MHz)
1908.5
1911.5

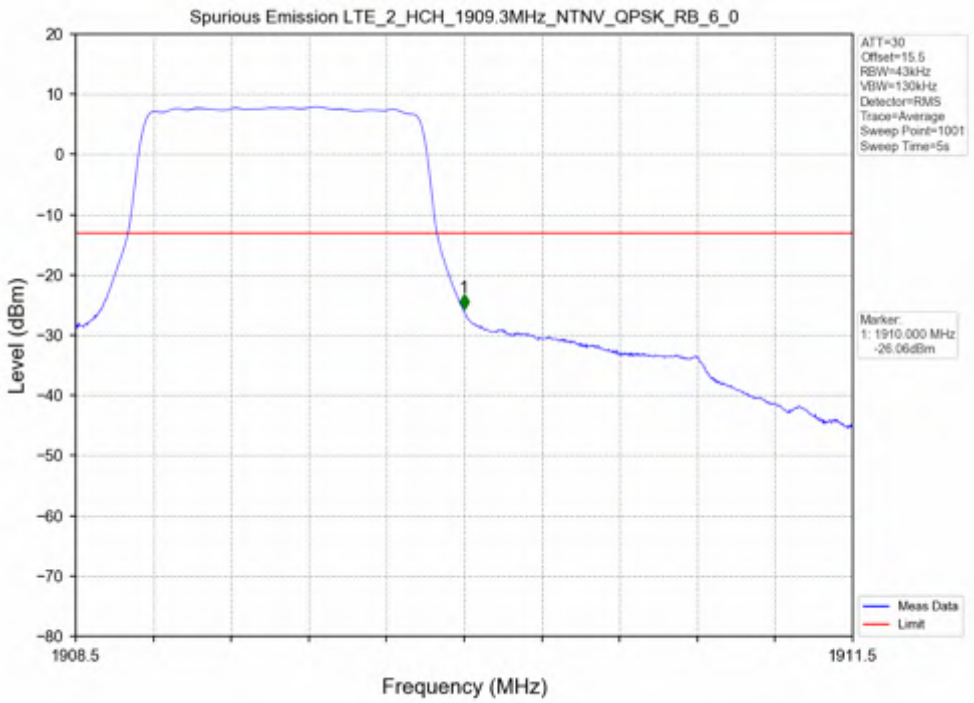

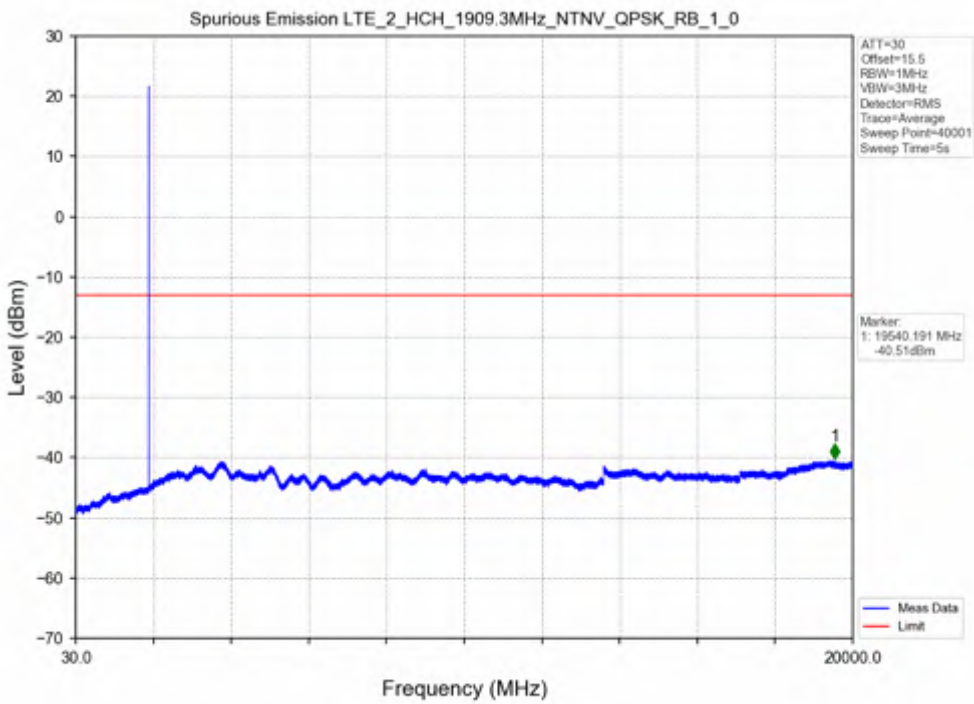

1.1 Test Graph

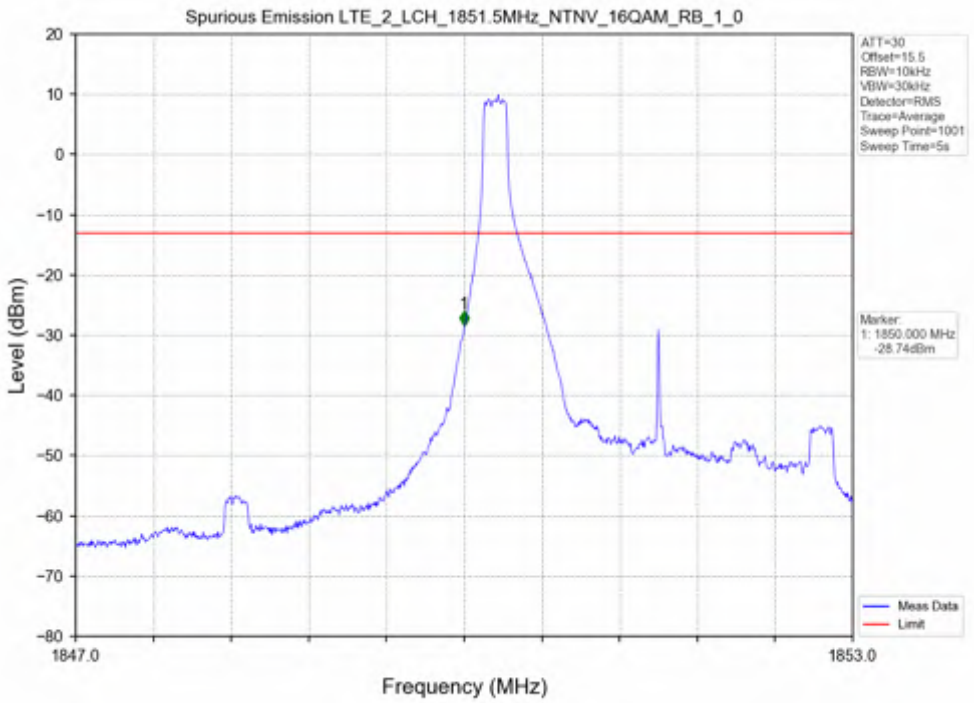
Spurious Emission LTE_2_LCH_1851.5MHz_NTNV_16QAM_RB_1_0
ATT=30
Offset=15.5
RBW=10kHz
VBW=30kHz
Detector=RMS
Trace=Average
Sweep Point=1001
Sweep Time=5s
Marker
1: 1850.000 MHz
-28.74dBm
Meas Data
Limit
Level (dBm)
Frequency (MHz)
1847.0
1853.0

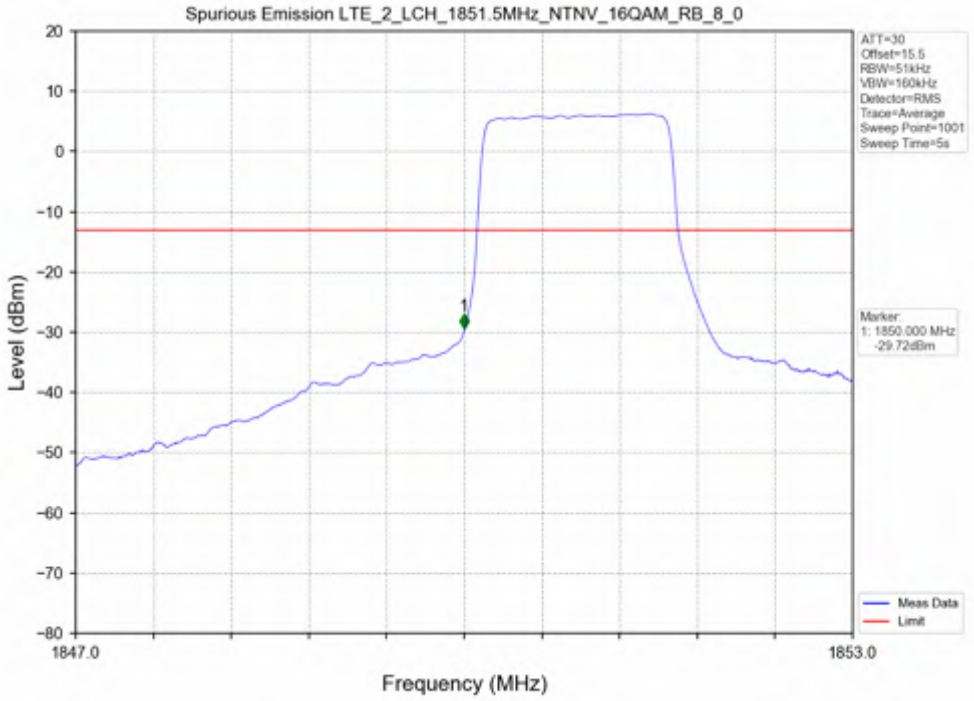
Spurious Emission LTE_2_LCH_1851.5MHz_NTNV_16QAM_RB_8_0
ATT=30
Offset=15.5
RBW=51kHz
VBW=160kHz
Detector=RMS
Trace=Average
Sweep Point=1001
Sweep Time=5s
Marker
1: 1850.000 MHz
-29.72dBm
Meas Data
Limit
Level (dBm)
Frequency (MHz)
1847.0
1853.0

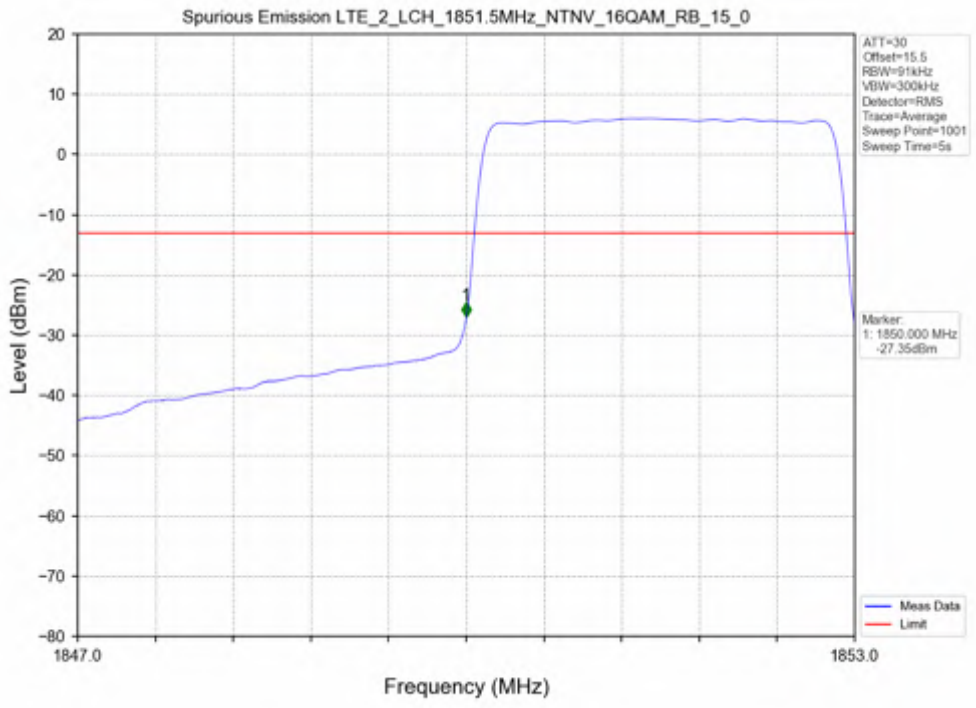
Spurious Emission LTE_2_LCH_1851.5MHz_NTNV_16QAM_RB_15_0
ATT=30
Offset=15.5
RBW=91kHz
VBW=300kHz
Detector=RMS
Trace=Average
Sweep Point=1001
Sweep Time=5s
Marker
1: 1850.000 MHz
-27.35dBm
Meas Data
Limit
Level (dBm)
Frequency (MHz)
1847.0
1853.0

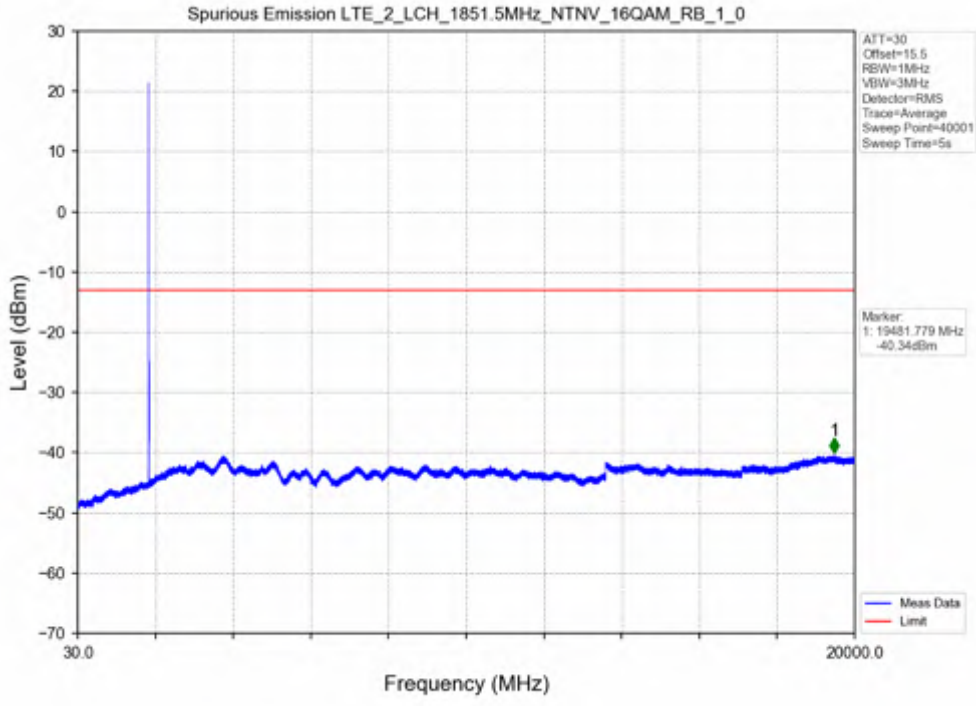
Spurious Emission LTE_2_LCH_1851.5MHz_NTNV_16QAM_RB_1_0
ATT=30
Offset=15.5
RBW=1MHz
VBW=3MHz
Detector=RMS
Trace=Average
Sweep Point=40001
Sweep Time=5s
Marker
1: 19481.779 MHz
-40.34dBm
Meas Data
Limit
Level (dBm)
Frequency (MHz)
30.0
20000.0

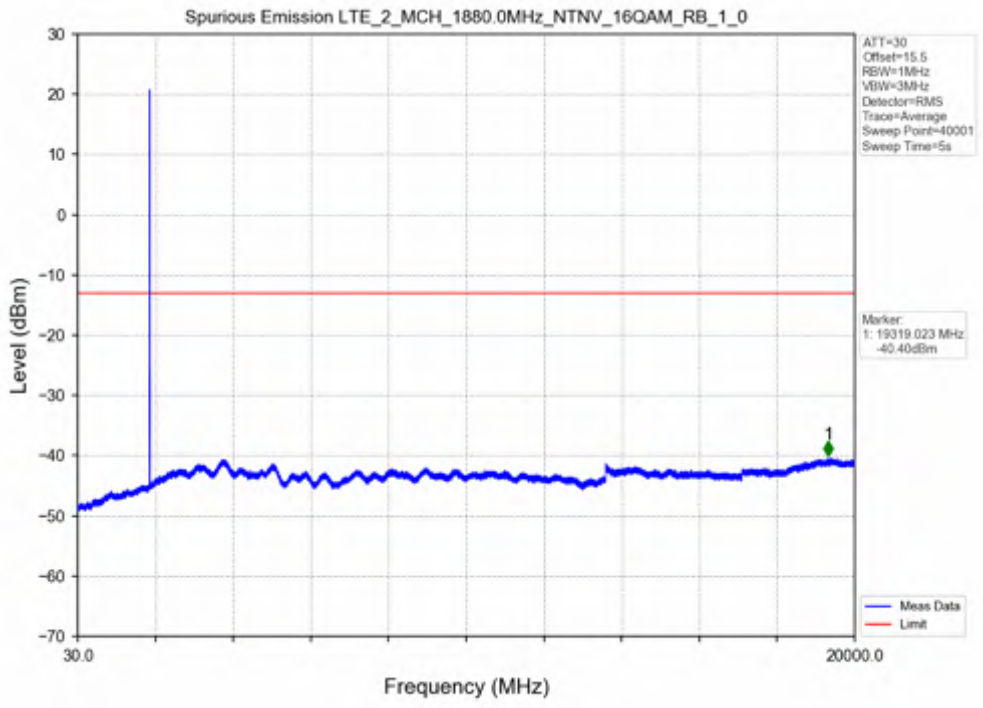
Spurious Emission LTE_2_MCH_1880.0MHz_NTNV_16QAM_RB_1_0
ATT=30
Offset=15.5
RBW=1MHz
VBW=3MHz
Detector=RMS
Trace=Average
Sweep Point=40001
Sweep Time=5s
Marker:
1: 19319.023 MHz
-40.40dBm
Meas Data
Limit
Level (dBm)
Frequency (MHz)
30.0
20000.0

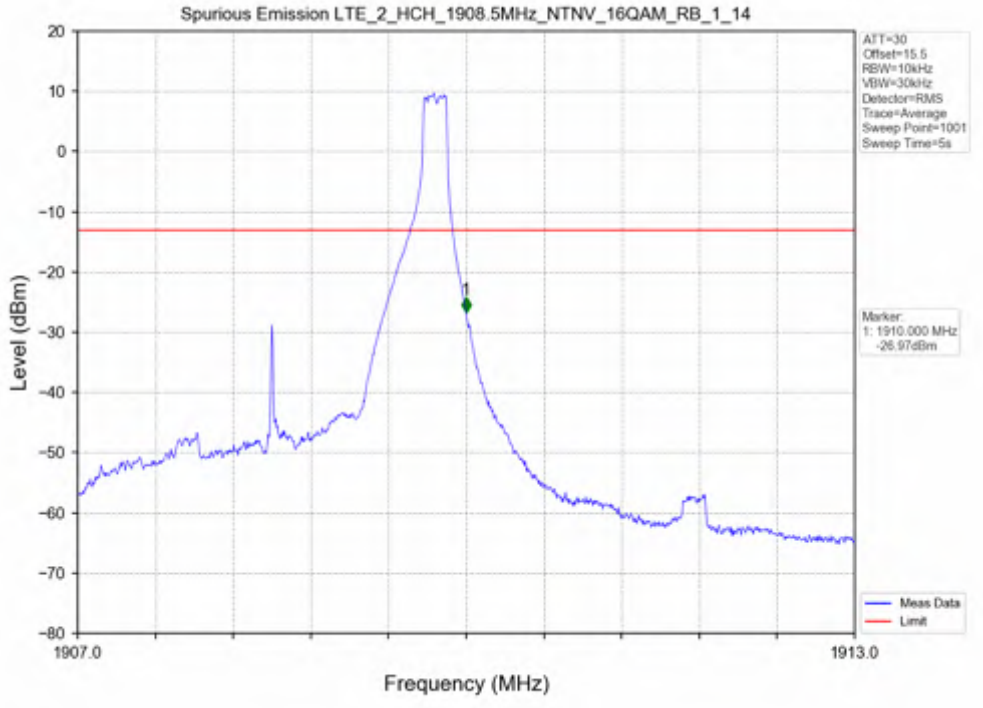
Spurious Emission LTE_2_HCH_1908.5MHz_NTNV_16QAM_RB_1_14
ATT=30
Offset=15.5
RBW=10kHz
VBW=30kHz
Detector=RMS
Trace=Average
Sweep Point=1001
Sweep Time=5s
Marker:
1: 1910.000 MHz
-26.97dBm
Meas Data
Limit
Level (dBm)
Frequency (MHz)
1907.0
1913.0

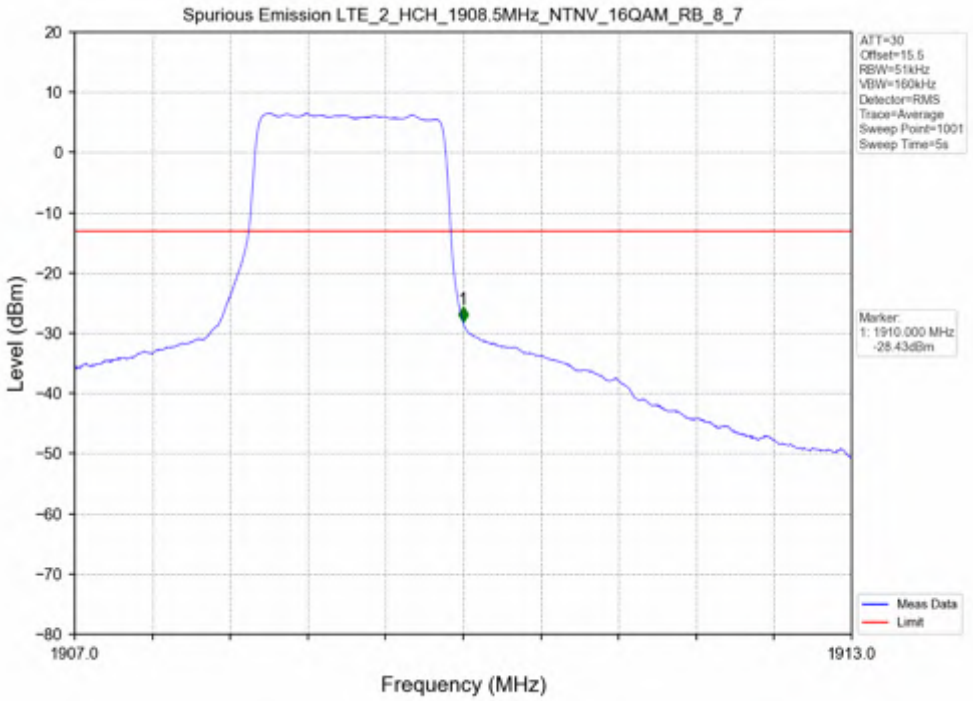
Spurious Emission LTE_2_HCH_1908.5MHz_NTNV_16QAM_RB_8_7
ATT=30
Offset=15.5
RBW=51kHz
VBW=160kHz
Detector=RMS
Trace=Average
Sweep Point=1001
Sweep Time=5s
Marker
1: 1910.000 MHz
-28.43dBm
Meas Data
Limit
Level (dBm)
Frequency (MHz)
1907.0
1913.0

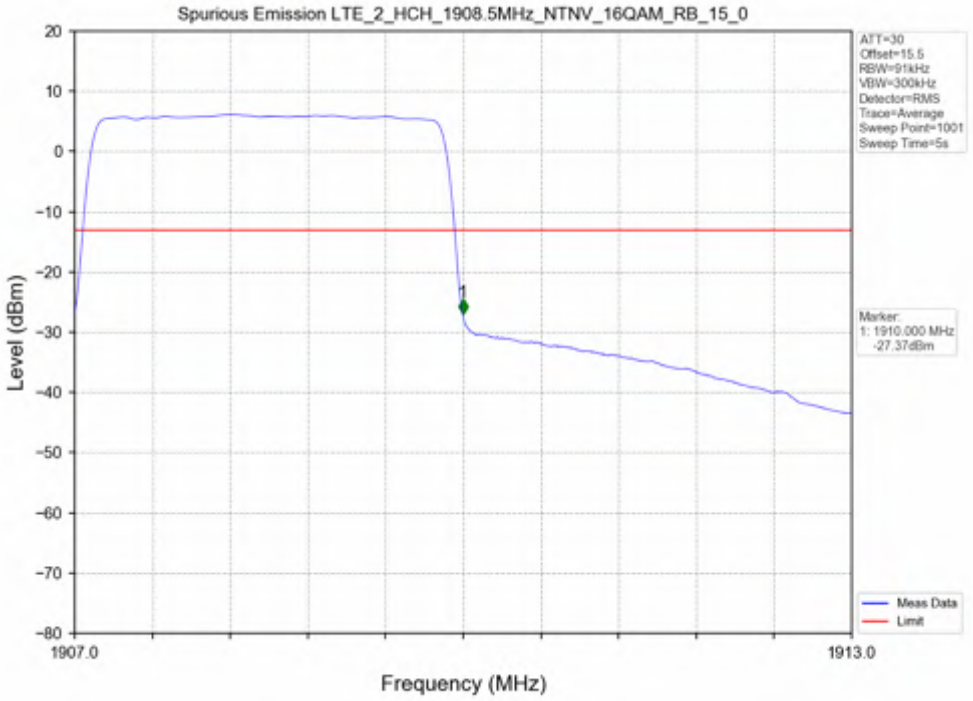
Spurious Emission LTE_2_HCH_1908.5MHz_NTNV_16QAM_RB_15_0
ATT=30
Offset=15.5
RBW=91kHz
VBW=300kHz
Detector=RMS
Trace=Average
Sweep Point=1001
Sweep Time=5s
Marker
1: 1910.000 MHz
-27.37dBm
Meas Data
Limit
Level (dBm)
Frequency (MHz)
1907.0
1913.0

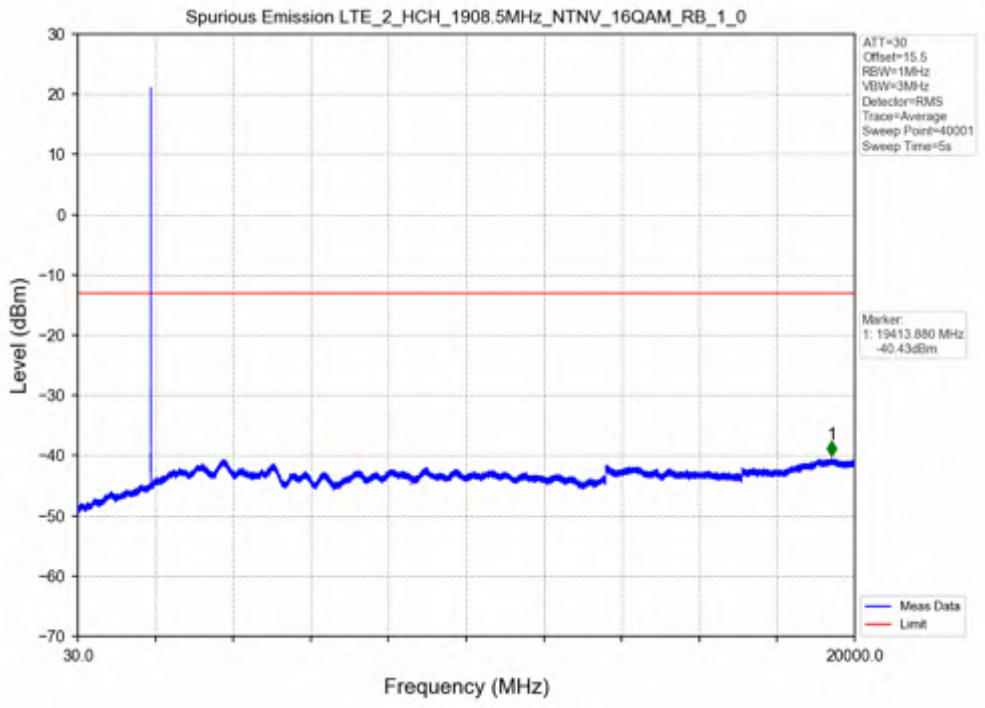
Spurious Emission LTE_2_HCH_1908.5MHz_NTNV_16QAM_RB_1_0
ATT=30
Offset=15.5
RBW=1MHz
VBW=3MHz
Detector=RMS
Trace=Average
Sweep Point=40001
Sweep Time=5s
Marker:
1: 19413.880 MHz
-40.43dBm
Meas Data
Limit
Level (dBm)
Frequency (MHz)
30.0
20000.0

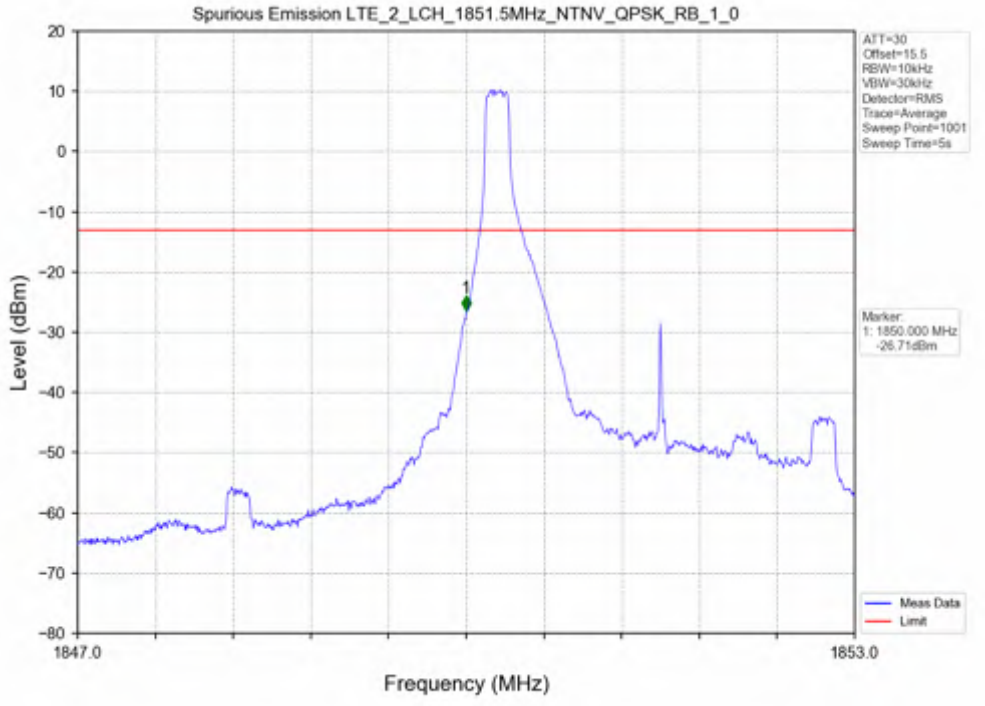
Spurious Emission LTE_2_LCH_1851.5MHz_NTNV_QPSK_RB_1_0
ATT=30
Offset=15.5
RBW=10kHz
VBW=30kHz
Detector=RMS
Trace=Average
Sweep Point=1001
Sweep Time=5s
Marker:
1: 1850.000 MHz
-26.71dBm
Meas Data
Limit
Level (dBm)
Frequency (MHz)
1847.0
1853.0

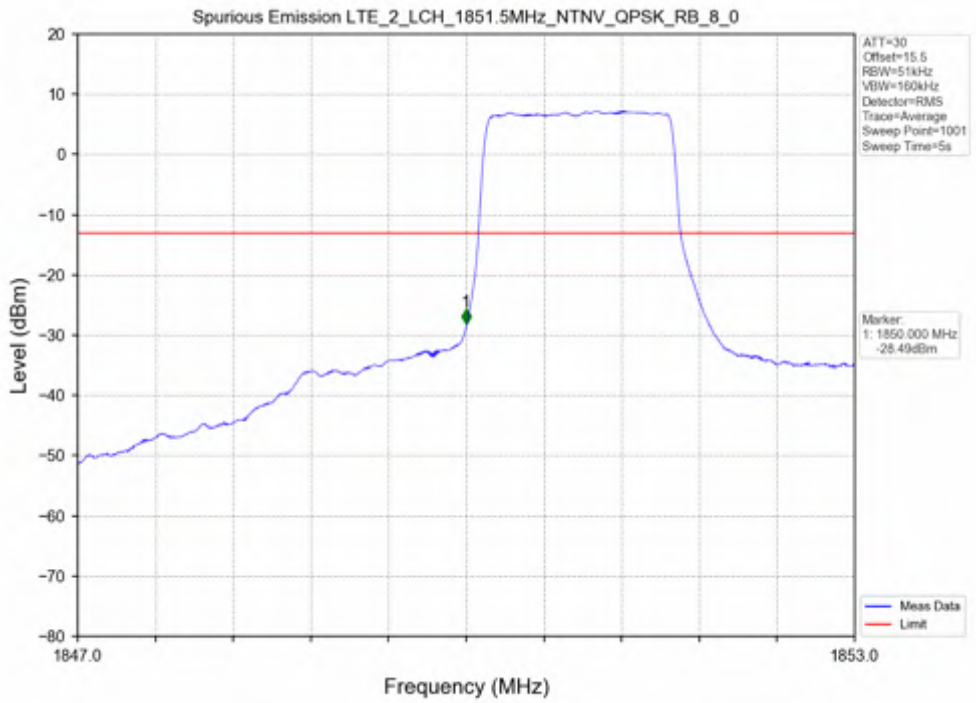
Spurious Emission LTE_2_LCH_1851.5MHz_NTNV_QPSK_RB_8_0
ATT=30
Offset=15.5
RBW=51kHz
VBW=160kHz
Detector=RMS
Trace=Average
Sweep Point=1001
Sweep Time=5s
Marker
1: 1850.000 MHz
-28.49dBm
Meas Data
Limit
Level (dBm)
Frequency (MHz)
1847.0
1853.0

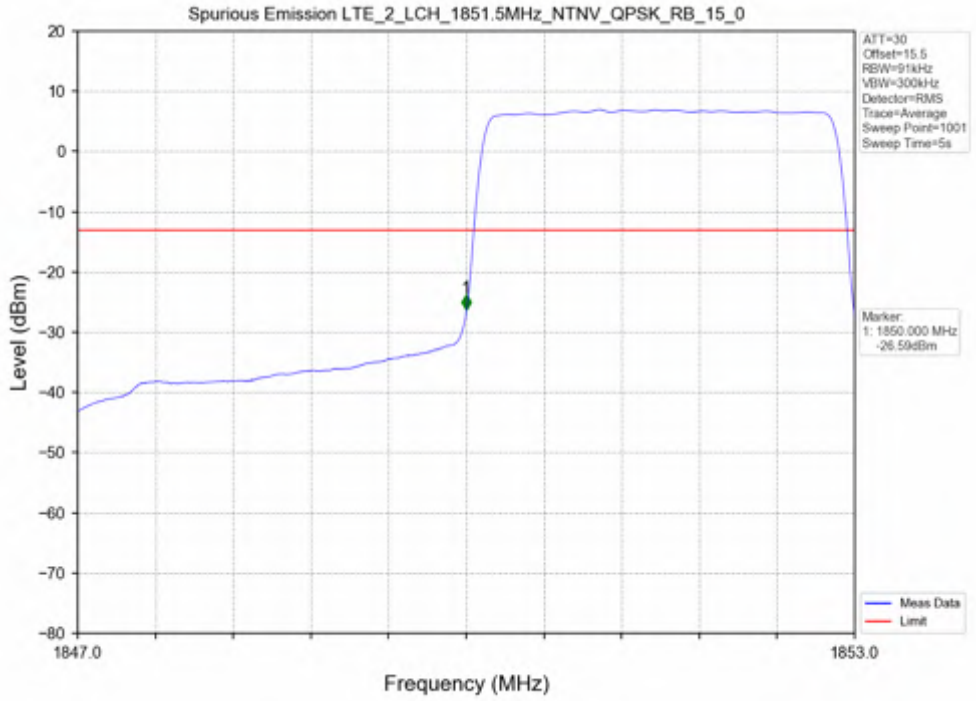
Spurious Emission LTE_2_LCH_1851.5MHz_NTNV_QPSK_RB_15_0
ATT=30
Offset=15.5
RBW=91kHz
VBW=300kHz
Detector=RMS
Trace=Average
Sweep Point=1001
Sweep Time=5s
Marker
1: 1850.000 MHz
-26.59dBm
Meas Data
Limit
Level (dBm)
Frequency (MHz)
1847.0
1853.0

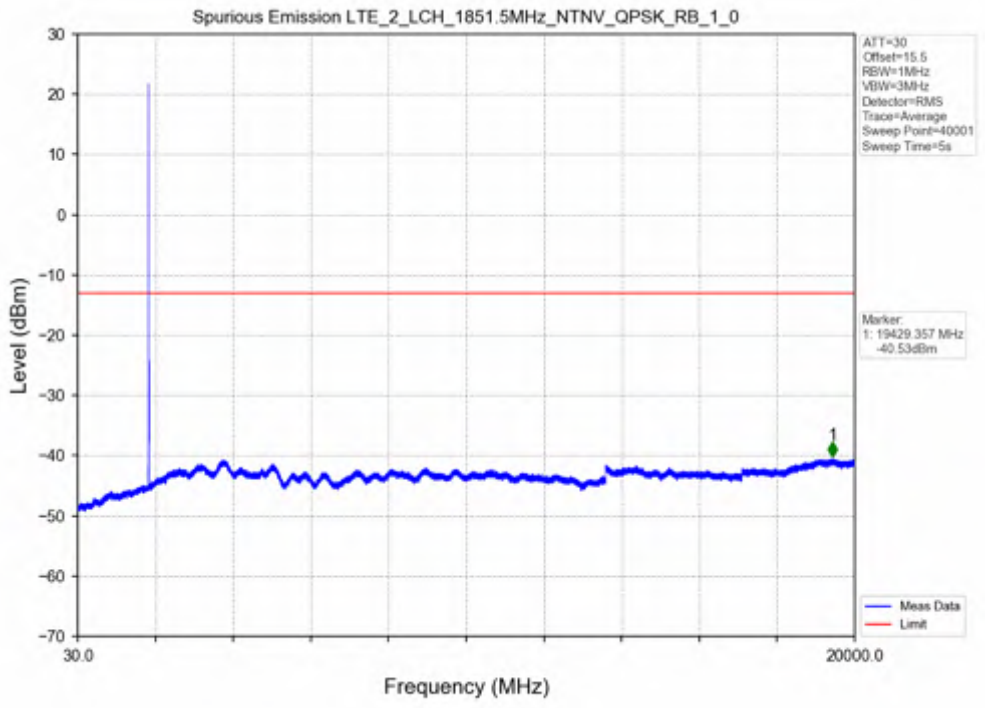
Spurious Emission LTE_2_LCH_1851.5MHz_NTNV_QPSK_RB_1_0
ATT=30
Offset=15.5
RBW=1MHz
VBW=3MHz
Detector=RMS
Trace=Average
Sweep Point=40001
Sweep Time=5s
Marker:
1: 19429.357 MHz
-40.53dBm
Meas Data
Limit
Level (dBm)
Frequency (MHz)
30.0
20000.0

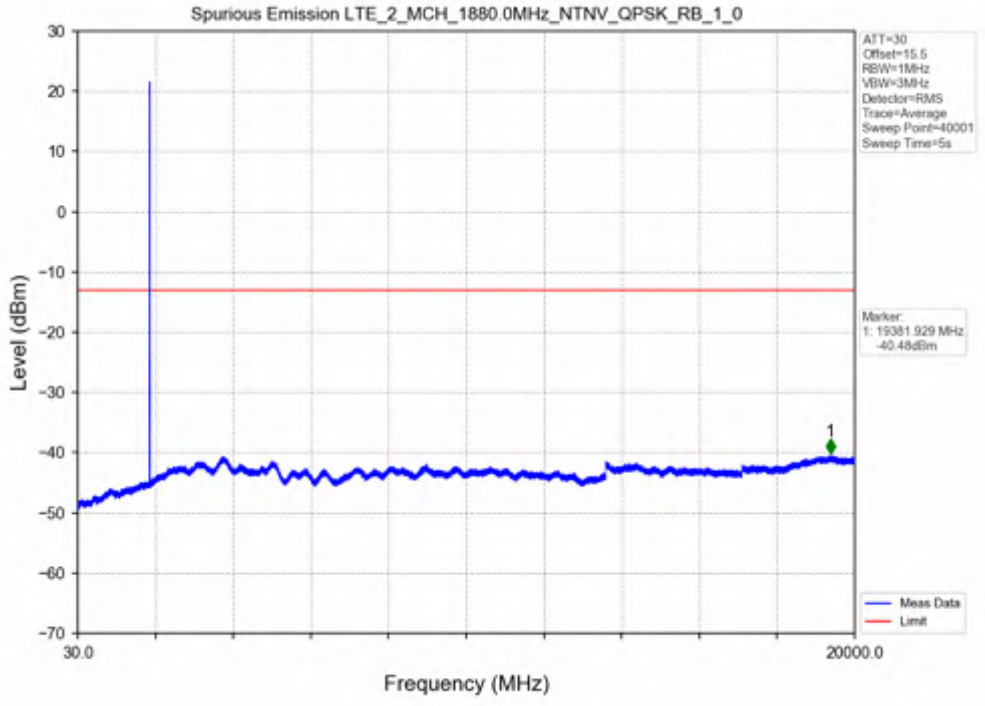
Spurious Emission LTE_2_MCH_1880.0MHz_NTNV_QPSK_RB_1_0
ATT=30
Offset=15.5
RBW=1MHz
VBW=3MHz
Detector=RMS
Trace=Average
Sweep Point=40001
Sweep Time=5s
Marker:
1: 19381.929 MHz
-40.48dBm
Meas Data
Limit
Level (dBm)
Frequency (MHz)
30.0
20000.0

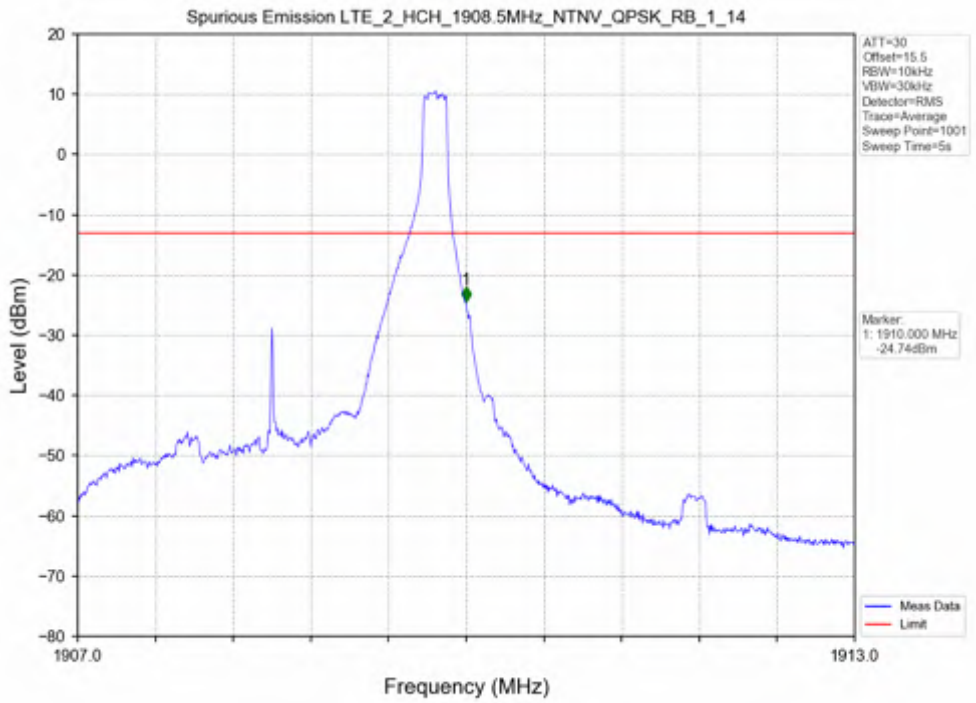
Spurious Emission LTE_2_HCH_1908.5MHz_NTNV_QPSK_RB_1_14
ATT=30
Offset=15.5
RBW=10kHz
VBW=30kHz
Detector=RMS
Trace=Average
Sweep Point=1001
Sweep Time=5s
Marker
1: 1910.000 MHz
-24.74dBm
Meas Data
Limit
Level (dBm)
Frequency (MHz)
1907.0
1913.0

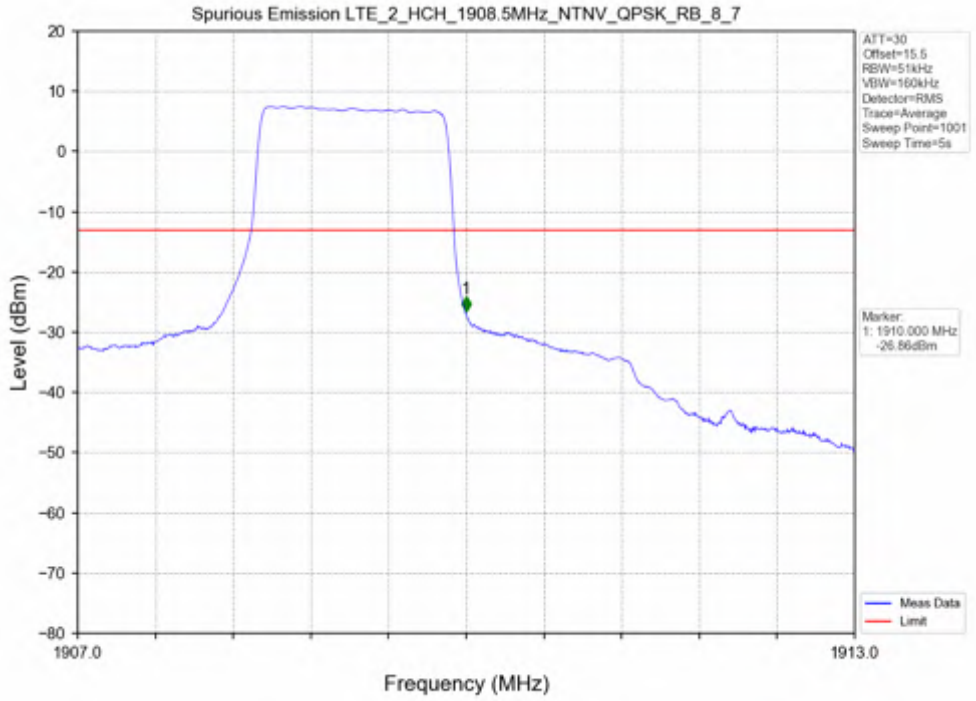
Spurious Emission LTE_2_HCH_1908.5MHz_NTNV_QPSK_RB_8_7
ATT=30
Offset=15.5
RBW=51kHz
VBW=160kHz
Detector=RMS
Trace=Average
Sweep Point=1001
Sweep Time=5s
Marker
1: 1910.000 MHz
-26.86dBm
Meas Data
Limit
Level (dBm)
Frequency (MHz)
1907.0
1913.0

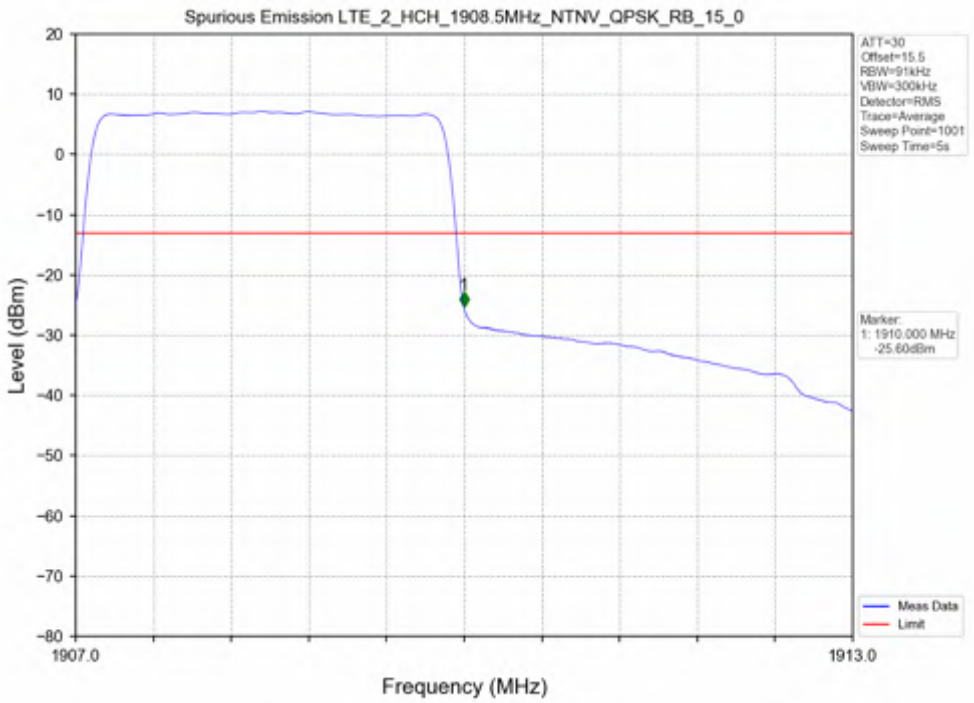
Spurious Emission LTE_2_HCH_1908.5MHz_NTNV_QPSK_RB_15_0
ATT=30
Offset=15.5
RBW=91kHz
VBW=300kHz
Detector=RMS
Trace=Average
Sweep Point=1001
Sweep Time=5s
Marker
1: 1910.000 MHz
-25.60dBm
Meas Data
Limit
Level (dBm)
Frequency (MHz)
1907.0
1913.0

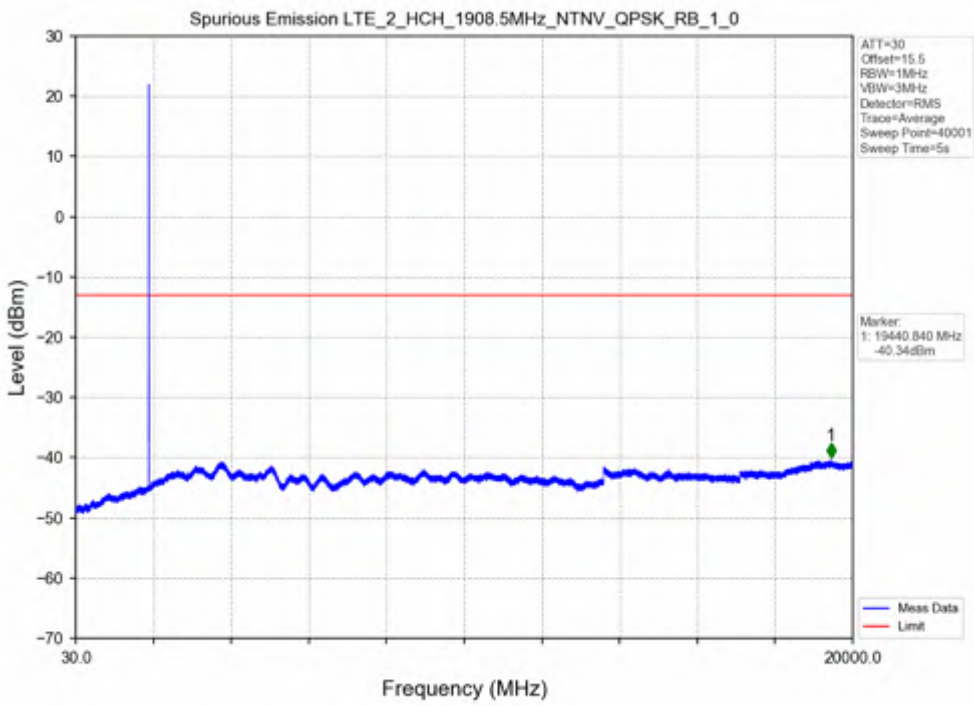
Spurious Emission LTE_2_HCH_1908.5MHz_NTNV_QPSK_RB_1_0
ATT=30
Offset=15.5
RBW=1MHz
VBW=3MHz
Detector=RMS
Trace=Average
Sweep Point=40001
Sweep Time=5s
Marker
1: 19440.840 MHz
-40.34dBm
Meas Data
Limit
Level (dBm)
Frequency (MHz)
30.0
20000.0

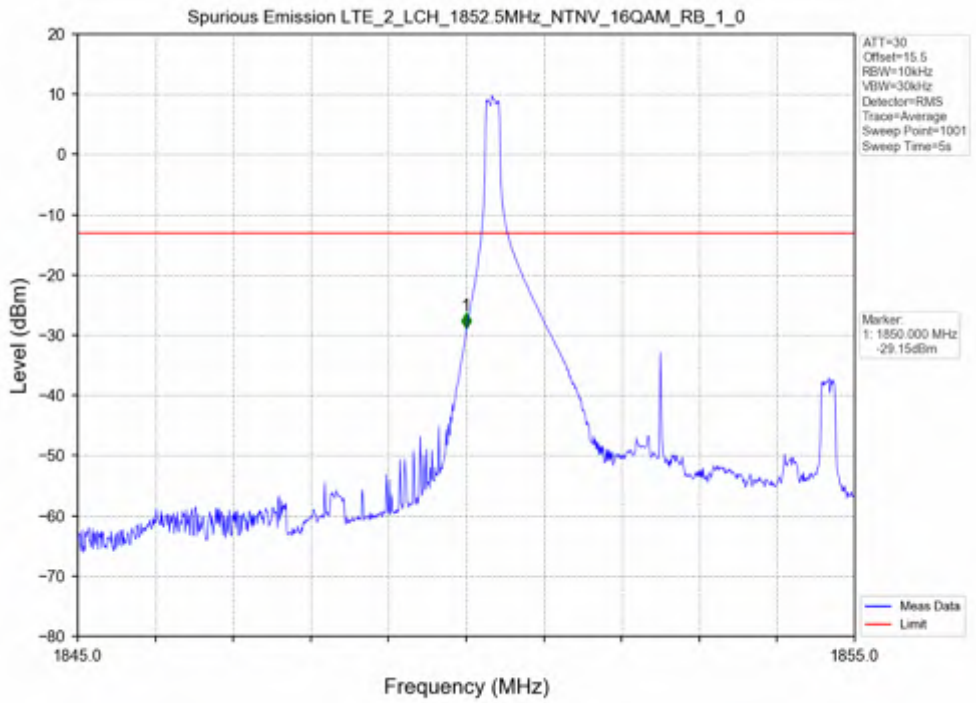
Spurious Emission LTE_2_LCH_1852.5MHz_NTNV_16QAM_RB_1_0
ATT=30
Offset=15.5
RBW=10kHz
VBW=30kHz
Detector=RMS
Trace=Average
Sweep Point=1001
Sweep Time=5s
Marker
1: 1850.000 MHz
-29.15dBm
Meas Data
Limit
Level (dBm)
Frequency (MHz)
1845.0
1855.0

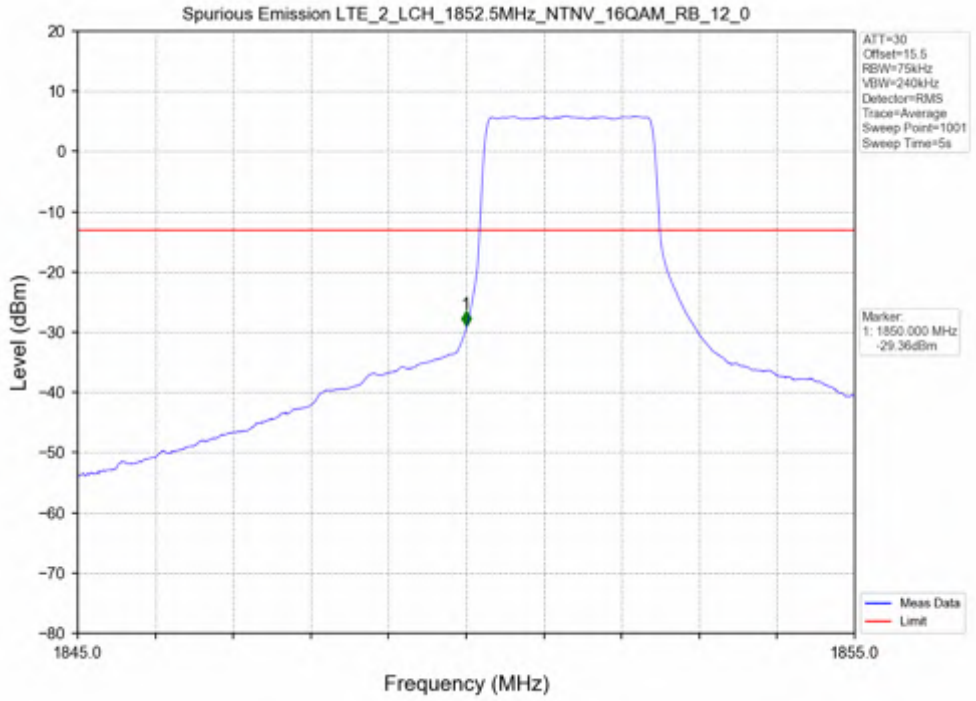
Spurious Emission LTE_2_LCH_1852.5MHz_NTNV_16QAM_RB_12_0
ATT=30
Offset=15.5
RBW=75kHz
VBW=240kHz
Detector=RMS
Trace=Average
Sweep Point=1001
Sweep Time=5s
Marker
1: 1850.000 MHz
-29.36dBm
Meas Data
Limit
Level (dBm)
Frequency (MHz)
1845.0
1855.0

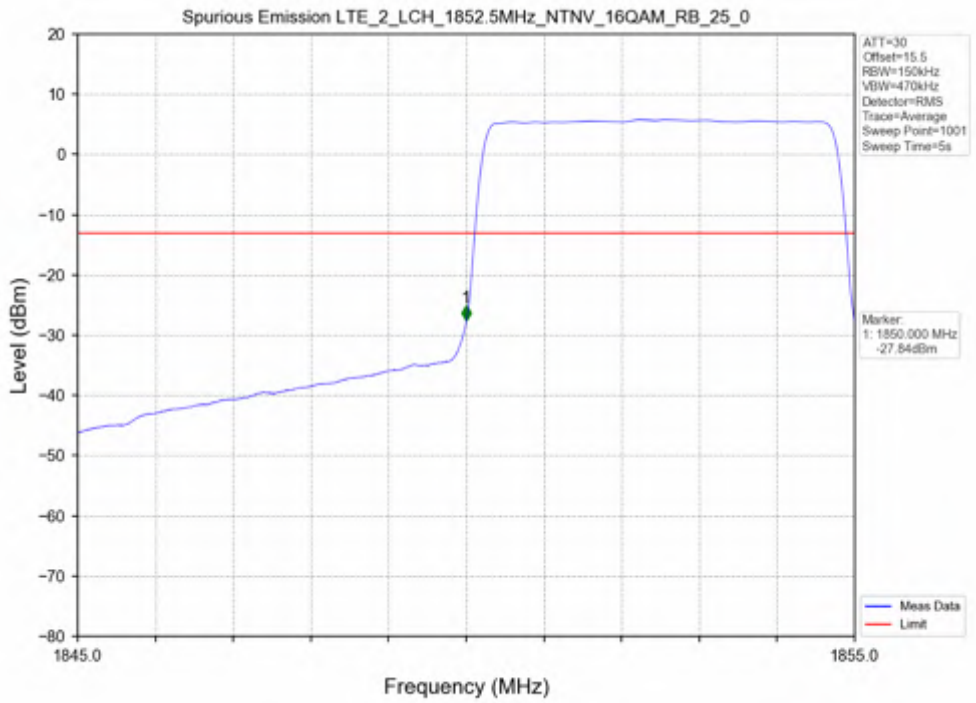
Spurious Emission LTE_2_LCH_1852.5MHz_NTNV_16QAM_RB_25_0
ATT=30
Offset=15.5
RBW=150kHz
VBW=470kHz
Detector=RMS
Trace=Average
Sweep Point=1001
Sweep Time=5s
Marker
1: 1850.000 MHz
-27.84dBm
Meas Data
Limit
Level (dBm)
Frequency (MHz)
1845.0
1855.0

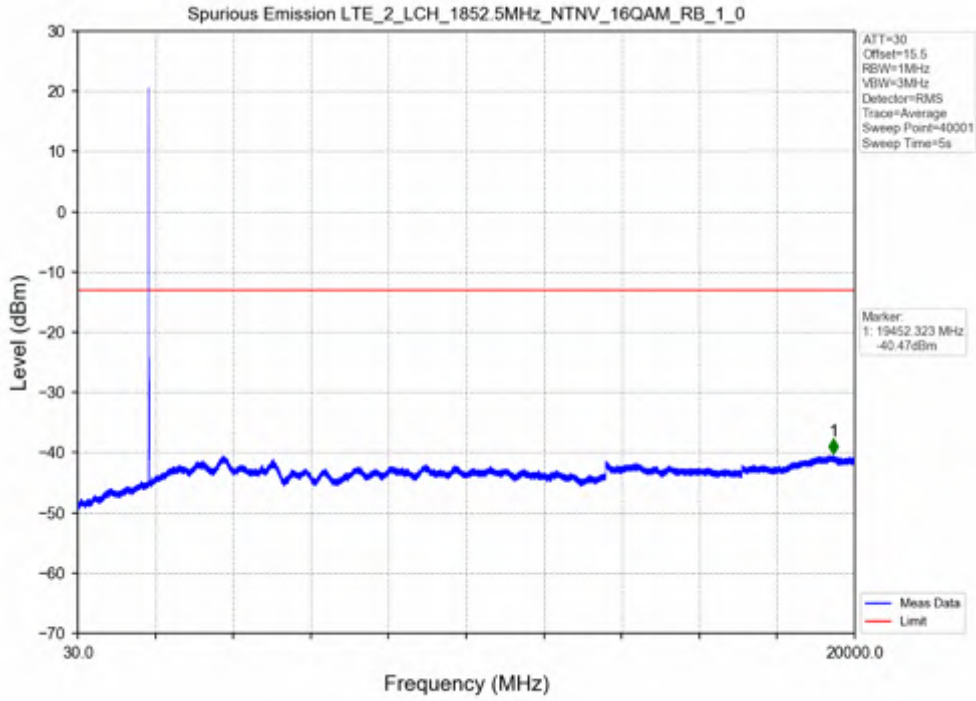
Spurious Emission LTE_2_LCH_1852.5MHz_NTNV_16QAM_RB_1_0
ATT=30
Offset=15.5
RBW=1MHz
VBW=3MHz
Detector=RMS
Trace=Average
Sweep Point=40001
Sweep Time=5s
Marker
1: 19452.323 MHz
-40.47dBm
Meas Data
Limit
Level (dBm)
Frequency (MHz)
30.0
20000.0

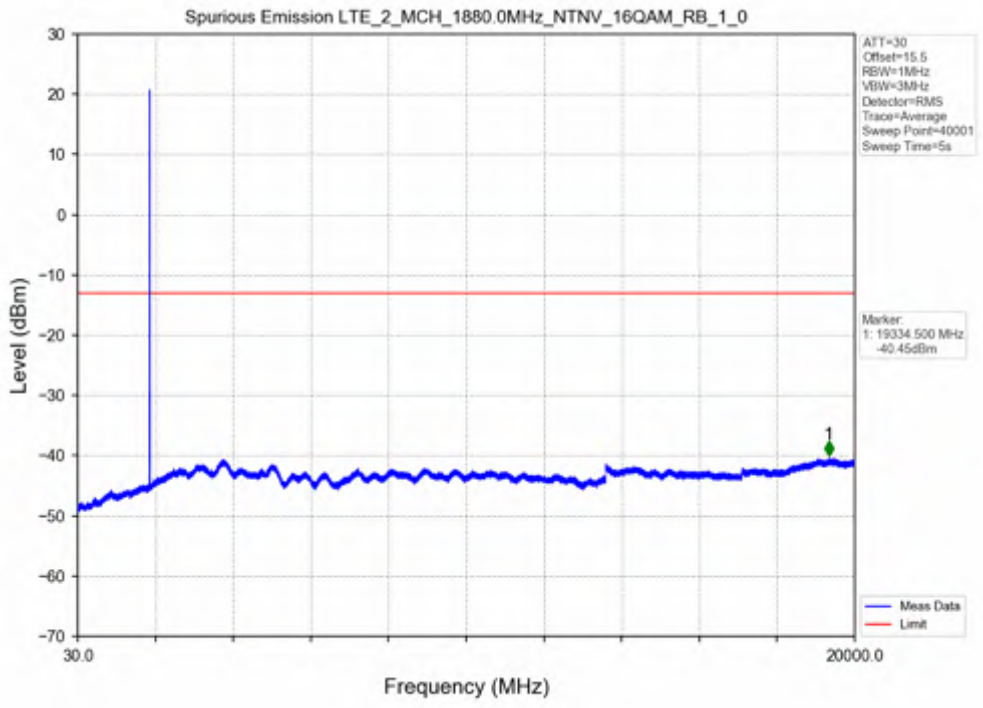
Spurious Emission LTE_2_MCH_1880.0MHz_NTNV_16QAM_RB_1_0
ATT=30
Offset=15.5
RBW=1MHz
VBW=3MHz
Detector=RMS
Trace=Average
Sweep Point=40001
Sweep Time=5s
Marker
1: 19334.500 MHz
-40.45dBm
Meas Data
Limit
Level (dBm)
Frequency (MHz)
30.0
20000.0

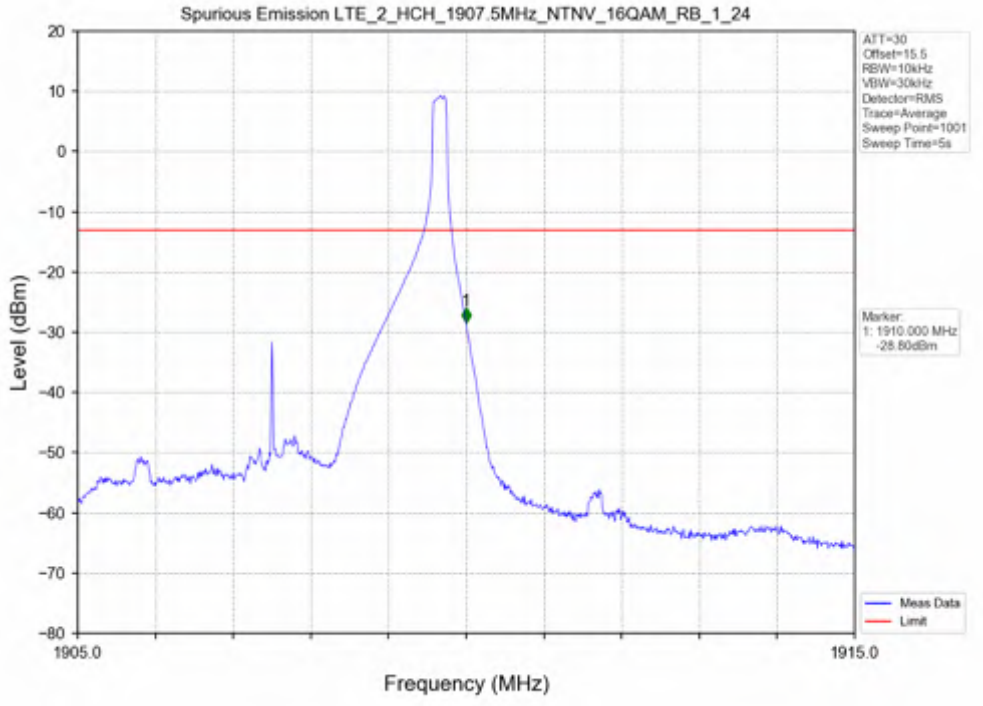
Spurious Emission LTE_2_HCH_1907.5MHz_NTNV_16QAM_RB_1_24
ATT=30
Offset=15.5
RBW=10kHz
VBW=30kHz
Detector=RMS
Trace=Average
Sweep Point=1001
Sweep Time=5s
Marker
1: 1910.000 MHz
-28.80dBm
Meas Data
Limit
Level (dBm)
Frequency (MHz)
1905.0
1915.0

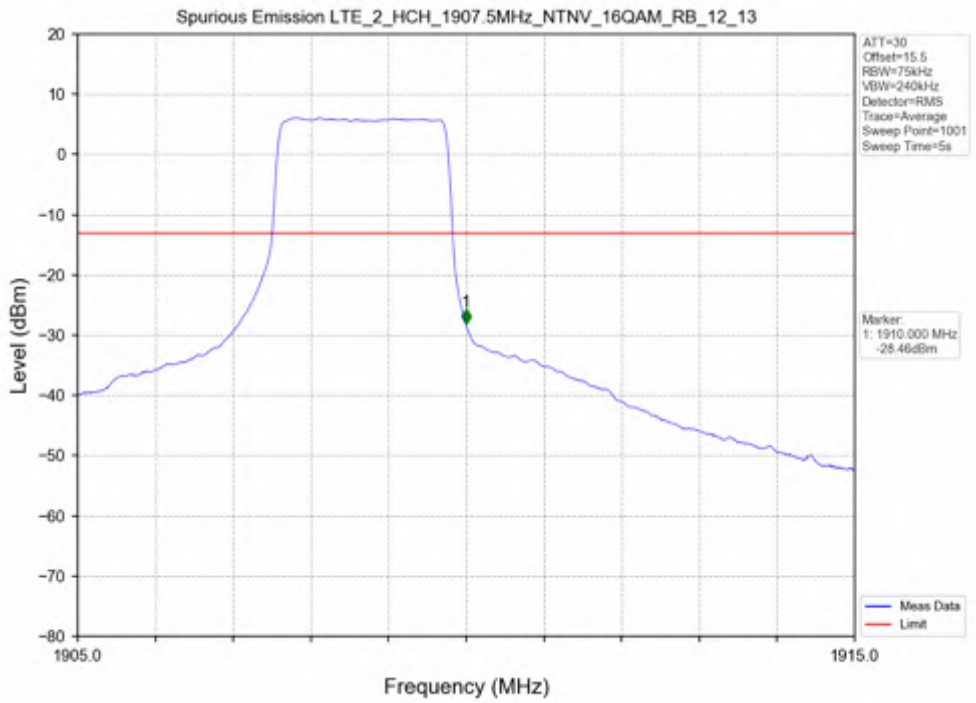
Spurious Emission LTE_2_HCH_1907.5MHz_NTNV_16QAM_RB_12_13
ATT=30
Offset=15.5
RBW=75kHz
VBW=240kHz
Detector=RMS
Trace=Average
Sweep Point=1001
Sweep Time=5s
Marker
1: 1910.000 MHz
-28.46dBm
Meas Data
Limit
Level (dBm)
Frequency (MHz)
1905.0
1915.0

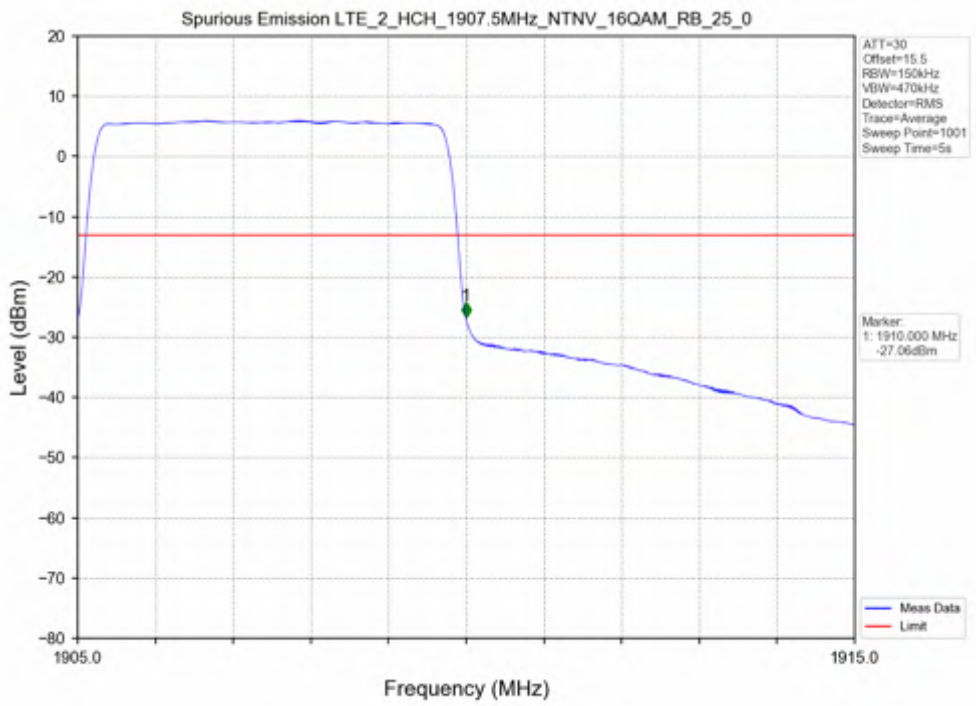
Spurious Emission LTE_2_HCH_1907.5MHz_NTNV_16QAM_RB_25_0
ATT=30
Offset=15.5
RBW=150kHz
VBW=470kHz
Detector=RMS
Trace=Average
Sweep Point=1001
Sweep Time=5s
Marker
1: 1910.000 MHz
-27.06dBm
Meas Data
Limit
Level (dBm)
Frequency (MHz)
1905.0
1915.0

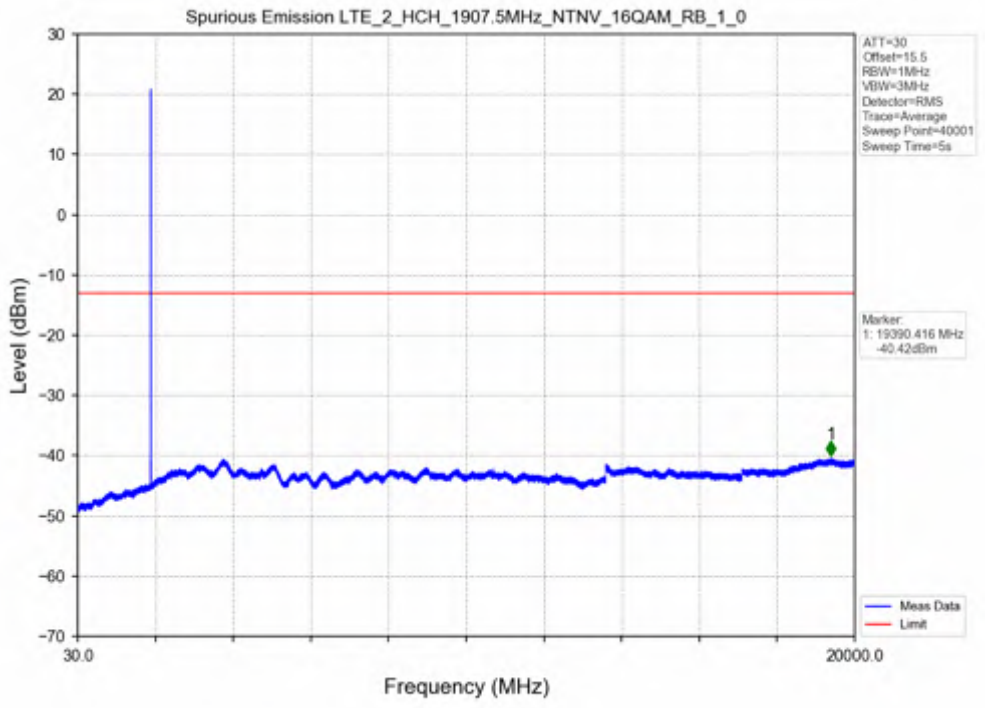
Spurious Emission LTE_2_HCH_1907.5MHz_NTNV_16QAM_RB_1_0
ATT=30
Offset=15.5
RBW=1MHz
VBW=3MHz
Detector=RMS
Trace=Average
Sweep Point=40001
Sweep Time=5s
Marker:
1: 19390.416 MHz
-40.42dBm
Meas Data
Limit
Level (dBm)
Frequency (MHz)
30.0
20000.0

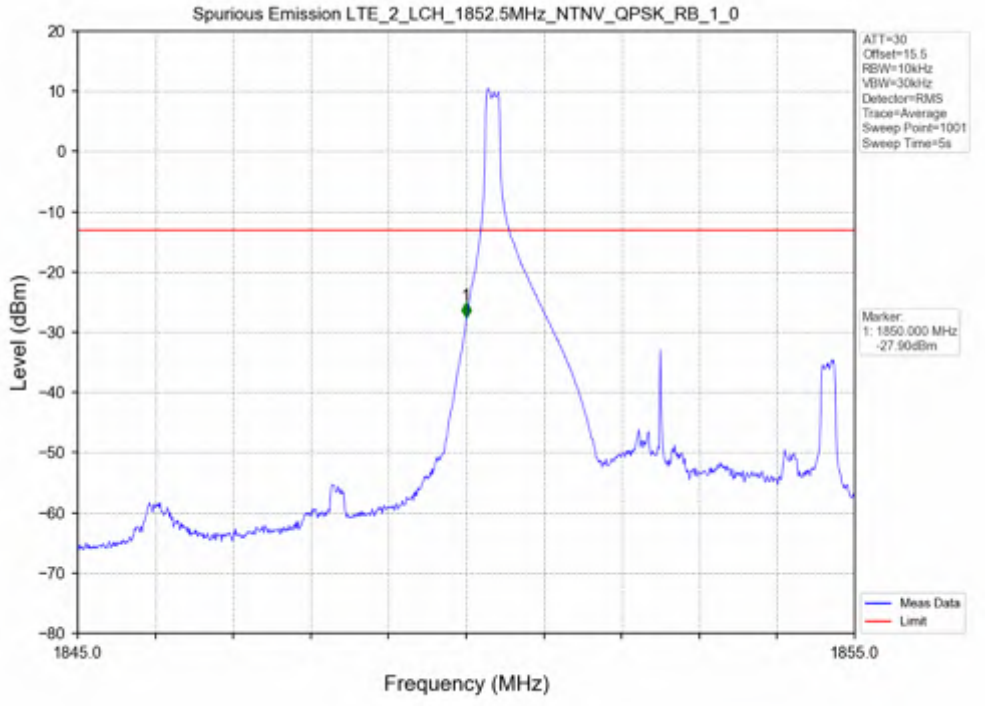
Spurious Emission LTE_2_LCH_1852.5MHz_NTNV_QPSK_RB_1_0
ATT=30
Offset=15.5
RBW=10kHz
VBW=30kHz
Detector=RMS
Trace=Average
Sweep Point=1001
Sweep Time=5s
Marker:
1: 1850.000 MHz
-27.90dBm
Meas Data
Limit
Level (dBm)
Frequency (MHz)
1845.0
1855.0

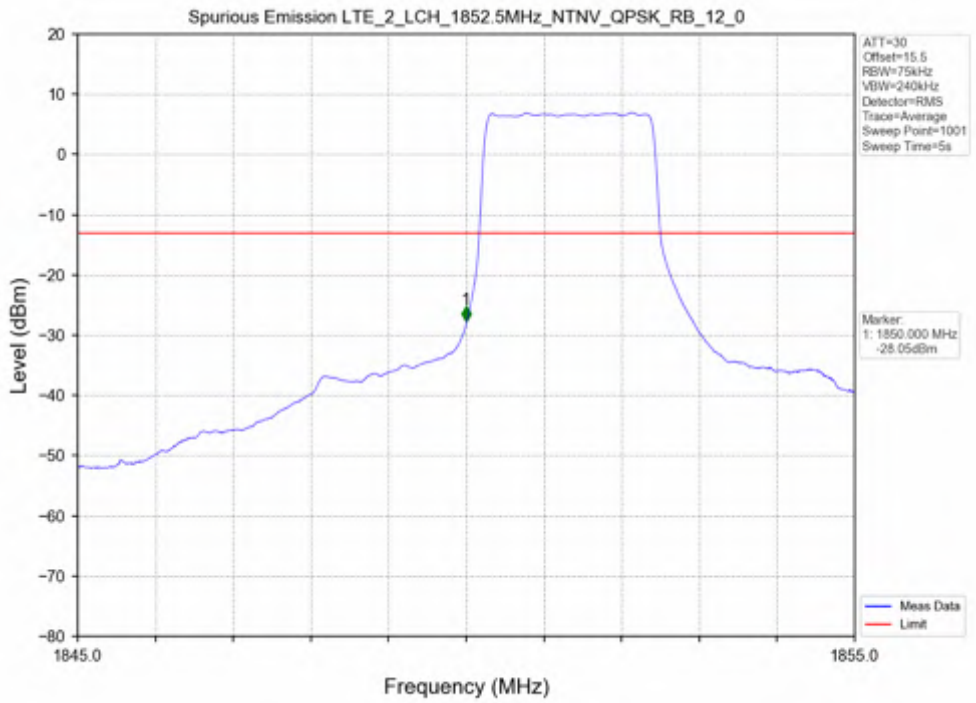
Spurious Emission LTE_2_LCH_1852.5MHz_NTNV_QPSK_RB_12_0
ATT=30
Offset=15.5
RBW=75kHz
VBW=240kHz
Detector=RMS
Trace=Average
Sweep Point=1001
Sweep Time=5s
Marker
1: 1850.000 MHz
-28.05dBm
Meas Data
Limit
Level (dBm)
Frequency (MHz)
1845.0
1855.0

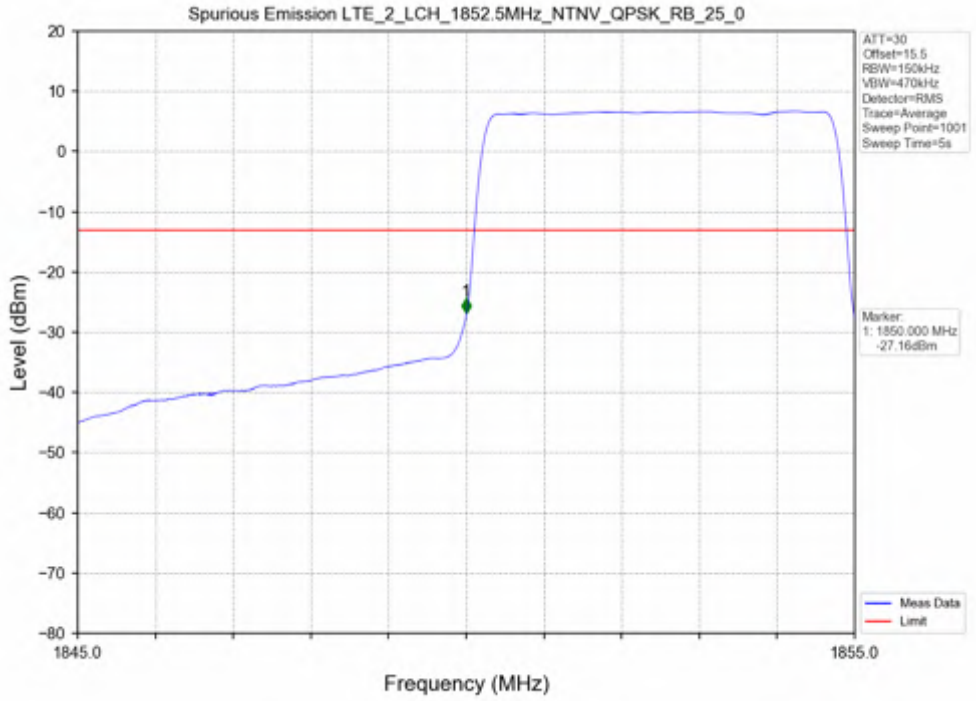
Spurious Emission LTE_2_LCH_1852.5MHz_NTNV_QPSK_RB_25_0
ATT=30
Offset=15.5
RBW=150kHz
VBW=470kHz
Detector=RMS
Trace=Average
Sweep Point=1001
Sweep Time=5s
Marker
1: 1850.000 MHz
-27.16dBm
Meas Data
Limit
Level (dBm)
Frequency (MHz)
1845.0
1855.0

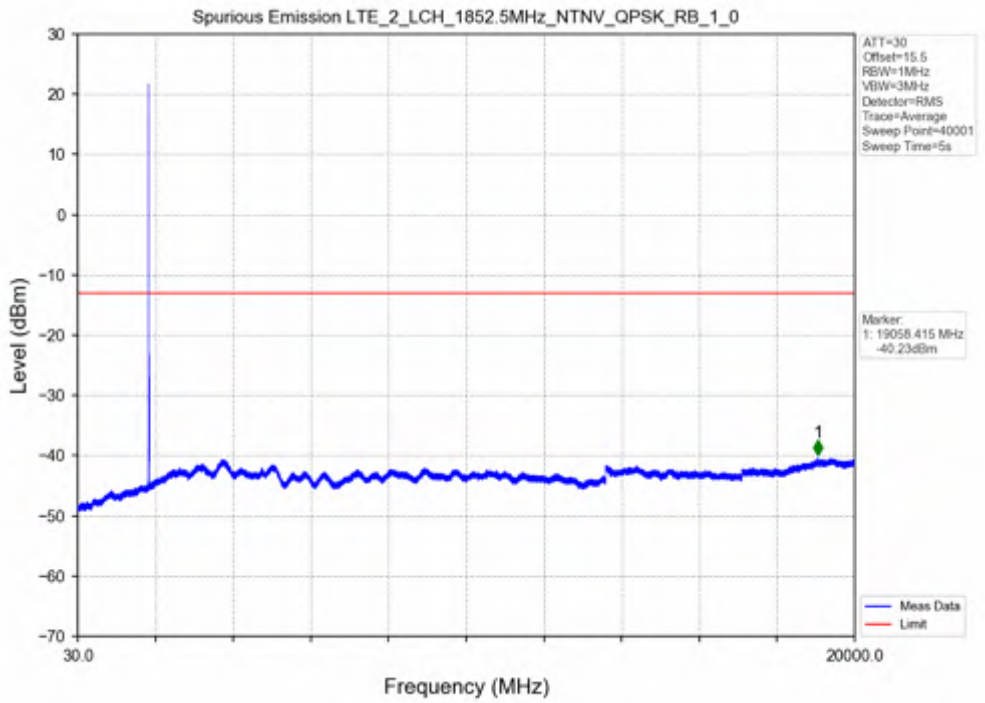
Spurious Emission LTE_2_LCH_1852.5MHz_NTNV_QPSK_RB_1_0
ATT=30
Offset=15.5
RBW=1MHz
VBW=3MHz
Detector=RMS
Trace=Average
Sweep Point=40001
Sweep Time=5s
Marker:
1: 19058.415 MHz
-40.23dBm
Meas Data
Limit
Level (dBm)
Frequency (MHz)
30.0
20000.0

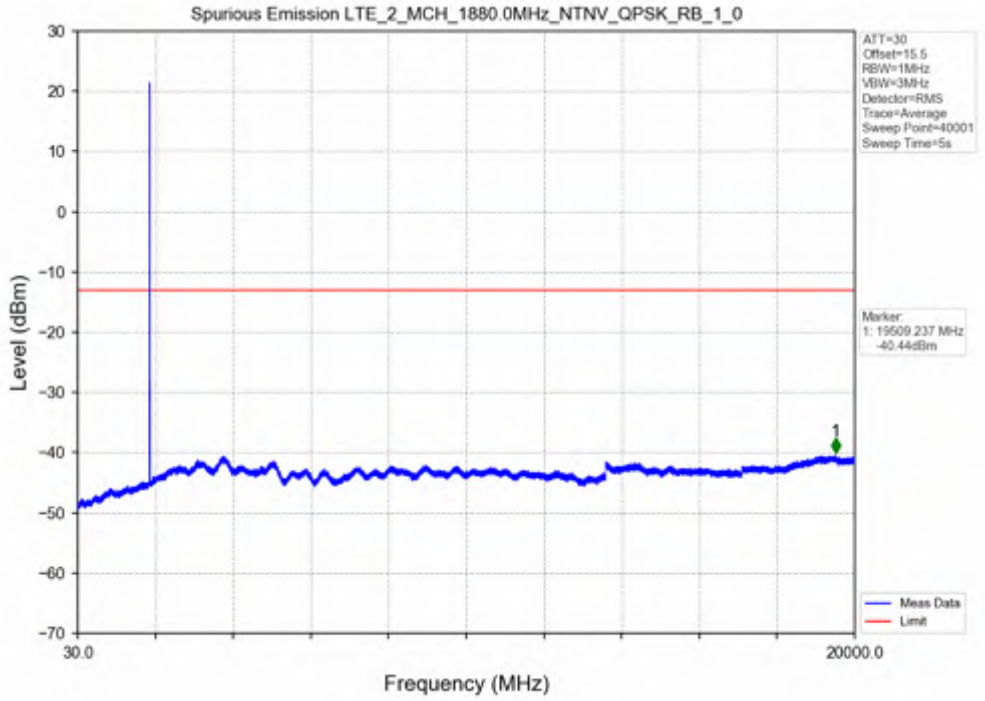
Spurious Emission LTE_2_MCH_1880.0MHz_NTNV_QPSK_RB_1_0
ATT=30
Offset=15.5
RBW=1MHz
VBW=3MHz
Detector=RMS
Trace=Average
Sweep Point=40001
Sweep Time=5s
Marker:
1: 19509.237 MHz
-40.44dBm
Meas Data
Limit
Level (dBm)
Frequency (MHz)
30.0
20000.0

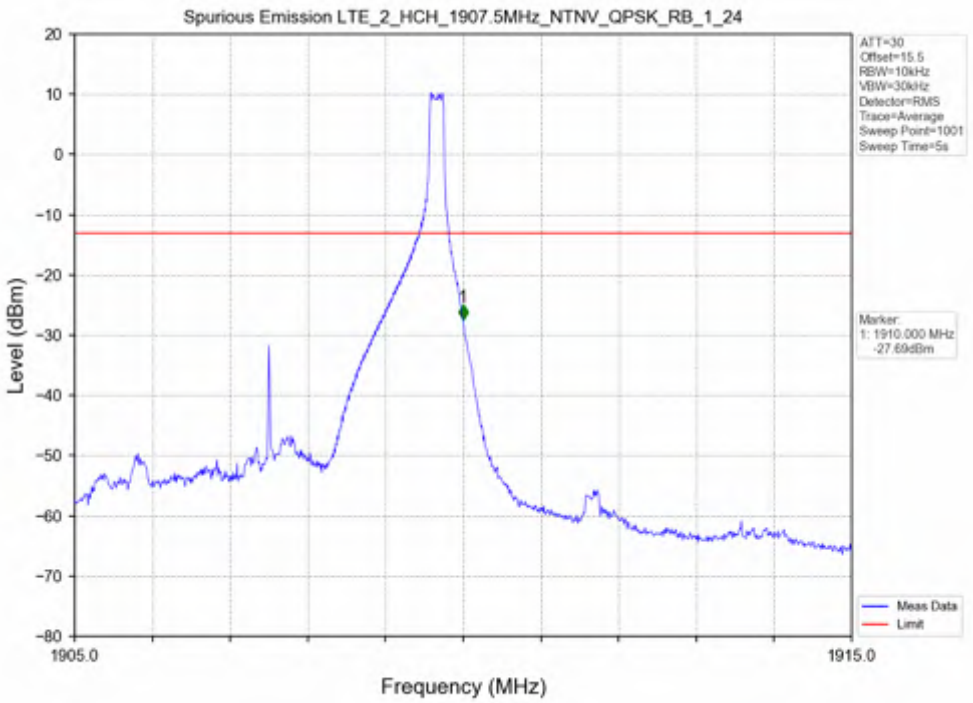
Spurious Emission LTE_2_HCH_1907.5MHz_NTNV_QPSK_RB_1_24
ATT=30
Offset=15.5
RBW=10kHz
VBW=30kHz
Detector=RMS
Trace=Average
Sweep Point=1001
Sweep Time=5s
Marker
1: 1910.000 MHz
-27.69dBm
Meas Data
Limit
Level (dBm)
Frequency (MHz)
1905.0
1915.0

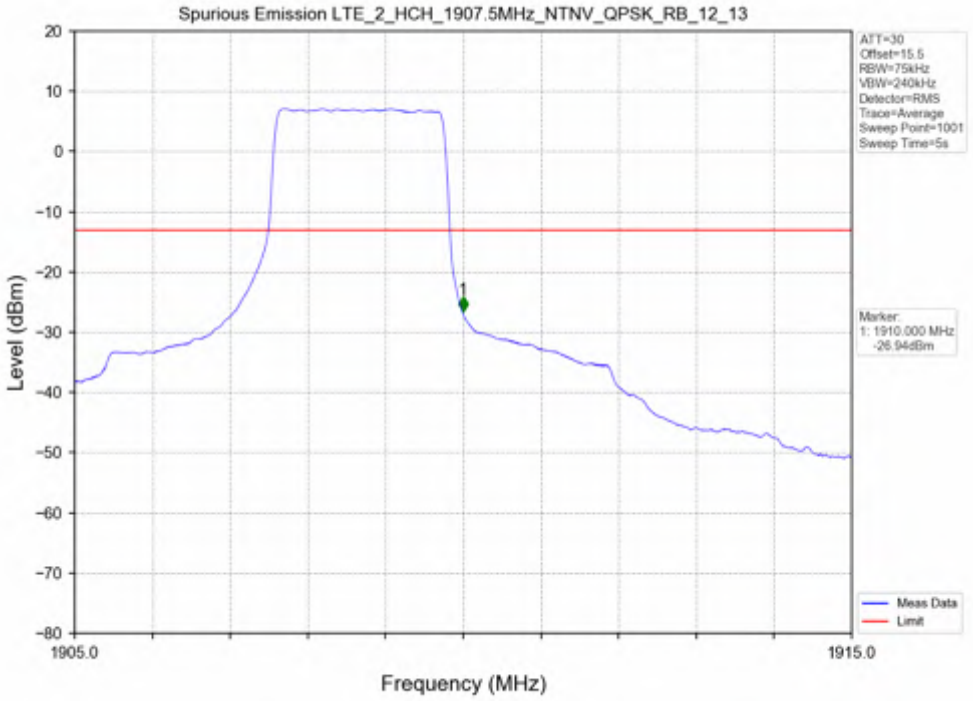
Spurious Emission LTE_2_HCH_1907.5MHz_NTNV_QPSK_RB_12_13
ATT=30
Offset=15.5
RBW=75kHz
VBW=240kHz
Detector=RMS
Trace=Average
Sweep Point=1001
Sweep Time=5s
Marker
1: 1910.000 MHz
-26.94dBm
Meas Data
Limit
Level (dBm)
Frequency (MHz)
1905.0
1915.0

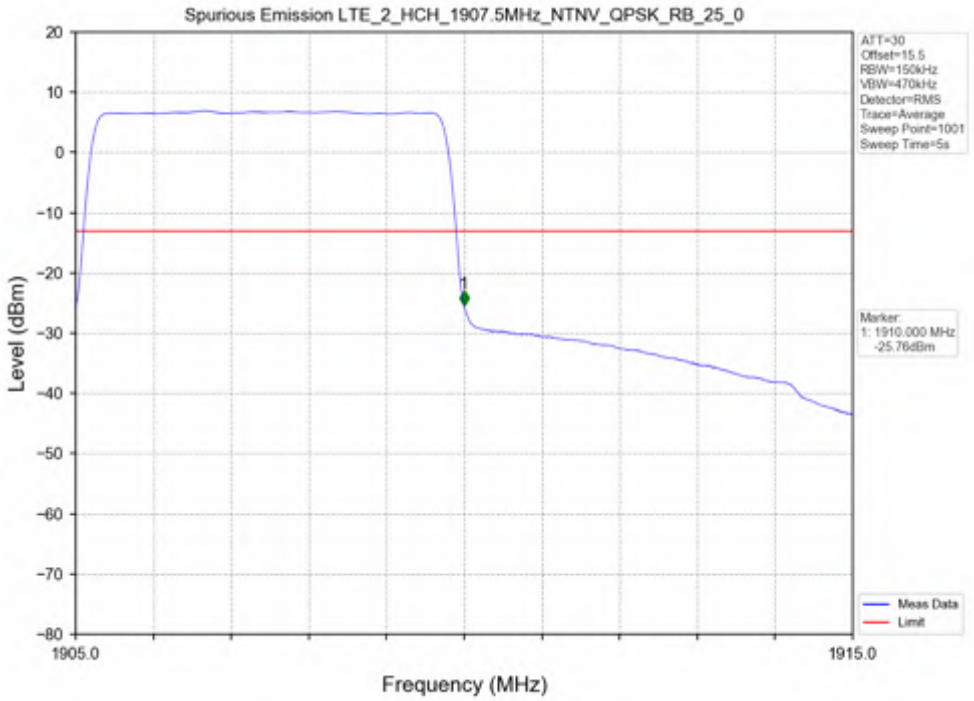
Spurious Emission LTE_2_HCH_1907.5MHz_NTNV_QPSK_RB_25_0
ATT=30
Offset=15.5
RBW=150kHz
VBW=470kHz
Detector=RMS
Trace=Average
Sweep Point=1001
Sweep Time=5s
Marker
1: 1910.000 MHz
-25.76dBm
Meas Data
Limit
Level (dBm)
Frequency (MHz)
1905.0
1915.0

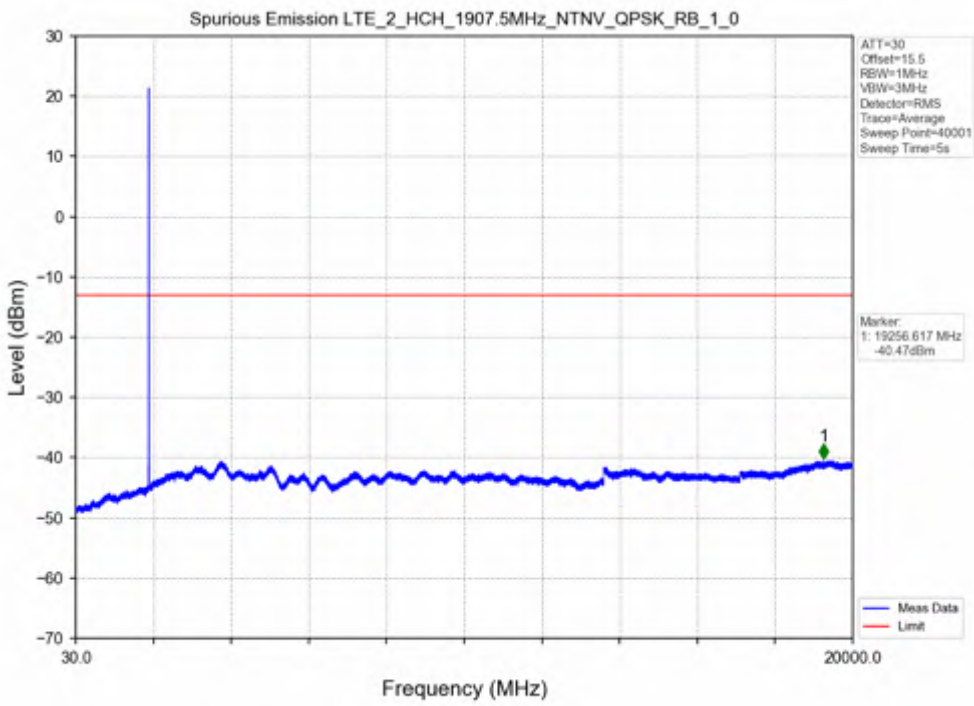
Spurious Emission LTE_2_HCH_1907.5MHz_NTNV_QPSK_RB_1_0
ATT=30
Offset=15.5
RBW=1MHz
VBW=3MHz
Detector=RMS
Trace=Average
Sweep Point=40001
Sweep Time=5s
Marker
1: 19256.617 MHz
-40.47dBm
Meas Data
Limit
Level (dBm)
Frequency (MHz)
30.0
20000.0

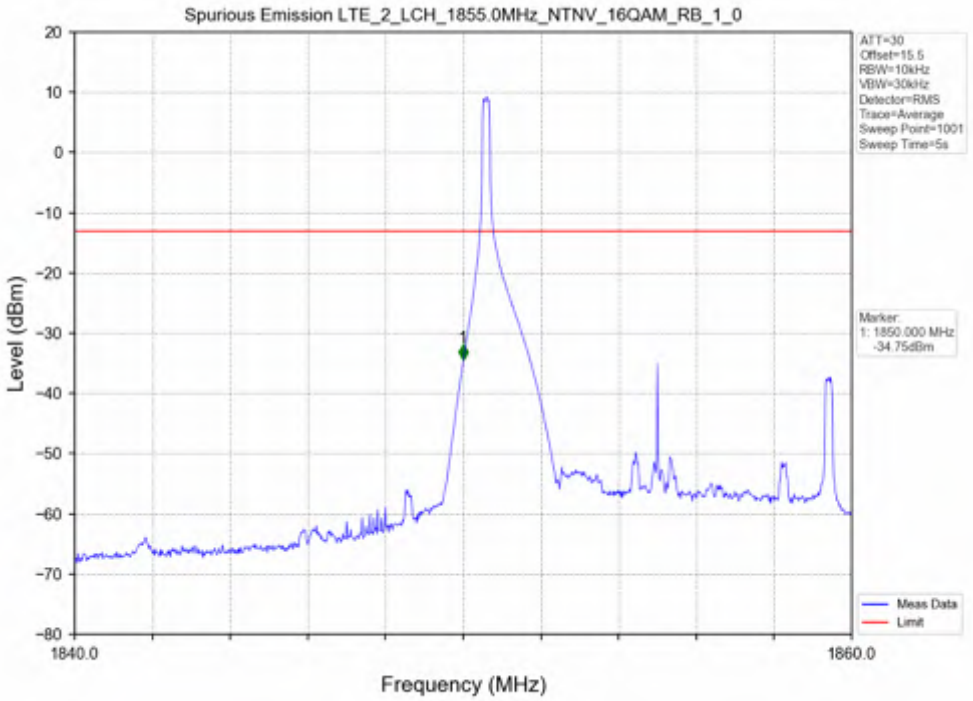
Spurious Emission LTE_2_LCH_1855.0MHz_NTNV_16QAM_RB_1_0
ATT=30
Offset=15.5
RBW=10kHz
VBW=30kHz
Detector=RMS
Trace=Average
Sweep Point=1001
Sweep Time=5s
Marker
1: 1850.000 MHz
-34.75dBm
Meas Data
Limit
Level (dBm)
Frequency (MHz)
1840.0
1860.0

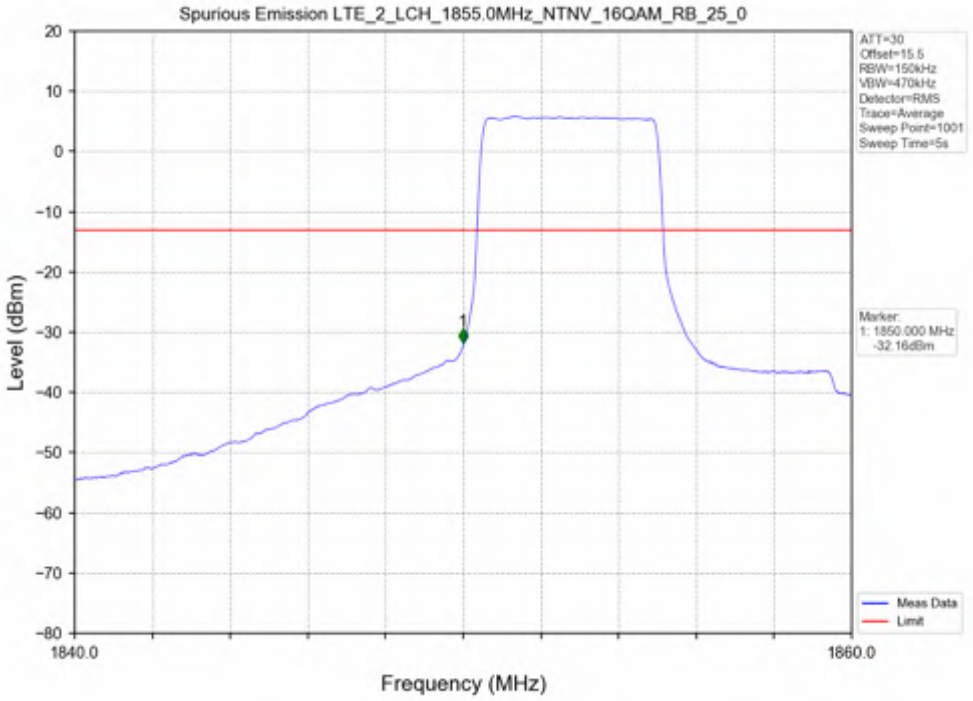
Spurious Emission LTE_2_LCH_1855.0MHz_NTNV_16QAM_RB_25_0
ATT=30
Offset=15.5
RBW=150kHz
VBW=470kHz
Detector=RMS
Trace=Average
Sweep Point=1001
Sweep Time=5s
Marker
1: 1850.000 MHz
-32.16dBm
Meas Data
Limit
Level (dBm)
Frequency (MHz)
1840.0
1860.0

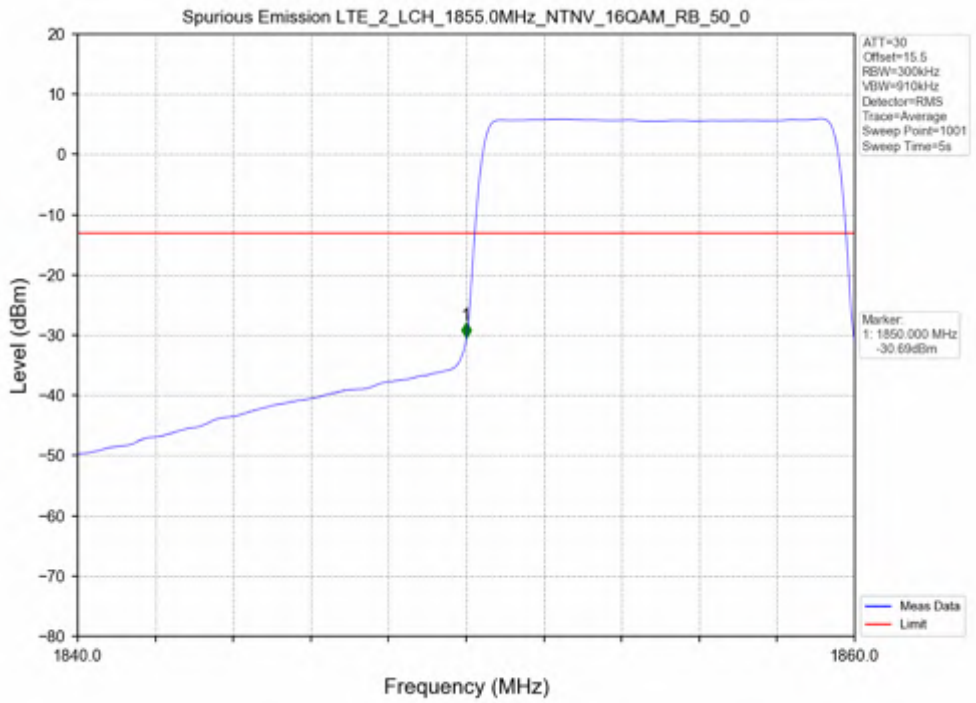
Spurious Emission LTE_2_LCH_1855.0MHz_NTNV_16QAM_RB_50_0
ATT=30
Offset=15.5
RBW=300kHz
VBW=910kHz
Detector=RMS
Trace=Average
Sweep Point=1001
Sweep Time=5s
Marker
1: 1850.000 MHz
-30.69dBm
Meas Data
Limit
Level (dBm)
Frequency (MHz)
1840.0
1860.0

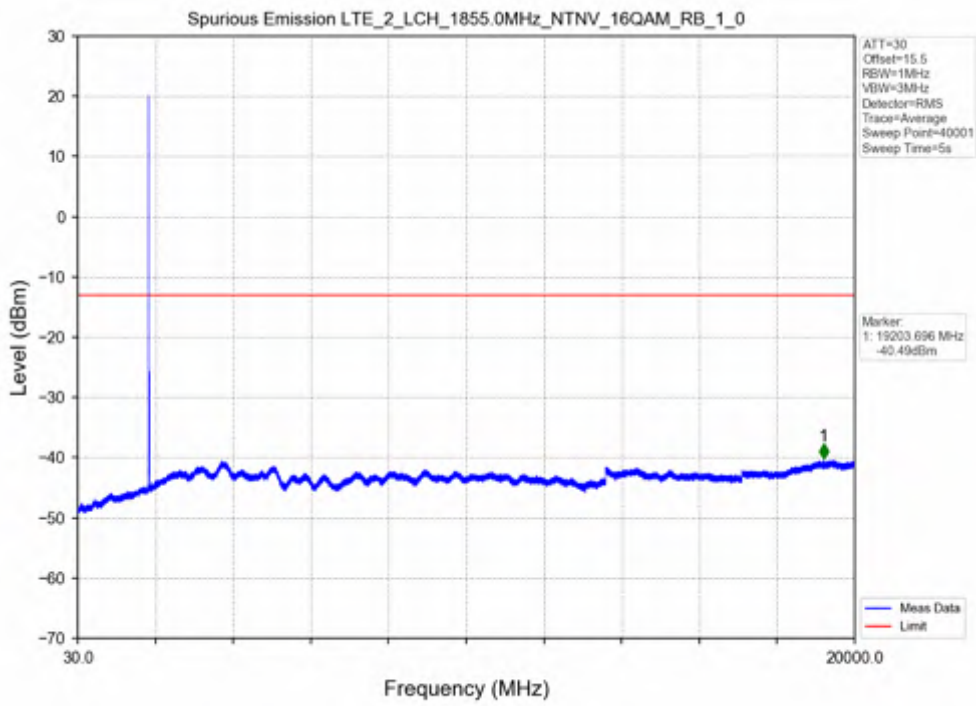
Spurious Emission LTE_2_LCH_1855.0MHz_NTNV_16QAM_RB_1_0
ATT=30
Offset=15.5
RBW=1MHz
VBW=3MHz
Detector=RMS
Trace=Average
Sweep Point=40001
Sweep Time=5s
Marker
1: 19203.696 MHz
-40.49dBm
Meas Data
Limit
Level (dBm)
Frequency (MHz)
30.0
20000.0

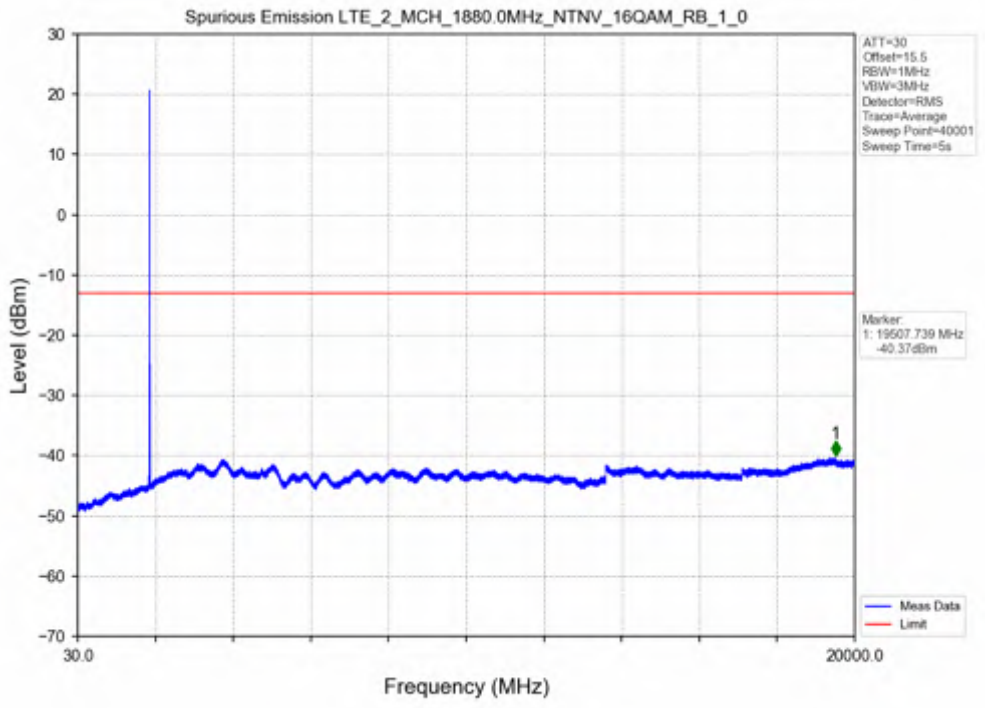
Spurious Emission LTE_2_MCH_1880.0MHz_NTNV_16QAM_RB_1_0
ATT=30
Offset=15.5
RBW=1MHz
VBW=3MHz
Detector=RMS
Trace=Average
Sweep Point=40001
Sweep Time=5s
Marker
1: 19507.739 MHz
-40.37dBm
Meas Data
Limit
Level (dBm)
Frequency (MHz)
30.0
20000.0

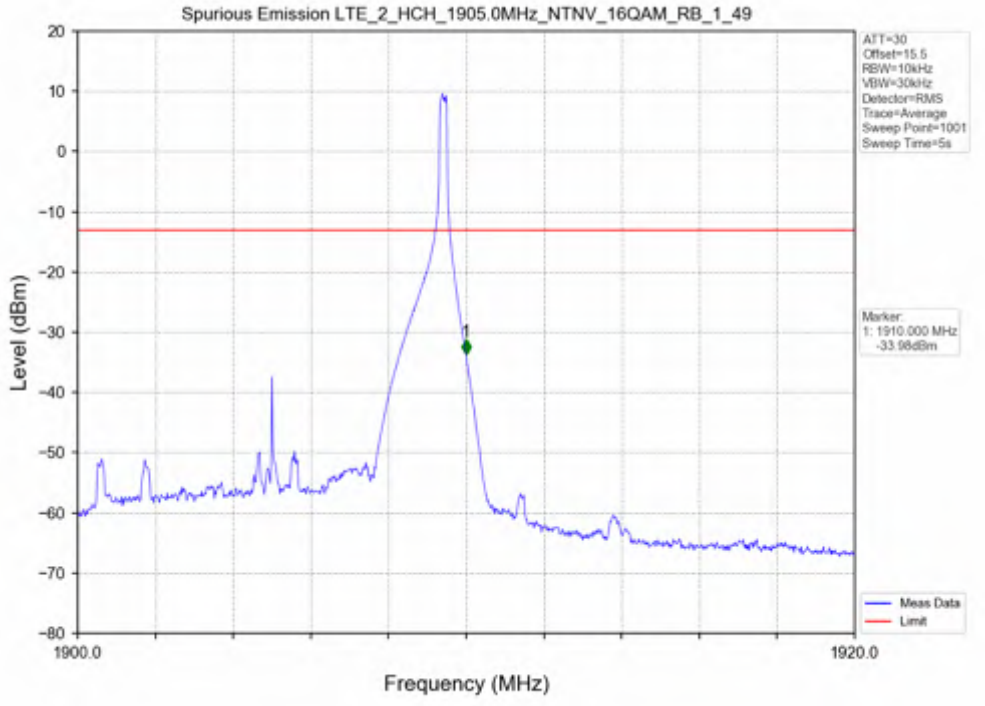
Spurious Emission LTE_2_HCH_1905.0MHz_NTNV_16QAM_RB_1_49
ATT=30
Offset=15.5
RBW=10kHz
VBW=30kHz
Detector=RMS
Trace=Average
Sweep Point=1001
Sweep Time=5s
Marker
1: 1910.000 MHz
-33.98dBm
Meas Data
Limit
Level (dBm)
Frequency (MHz)
1900.0
1920.0

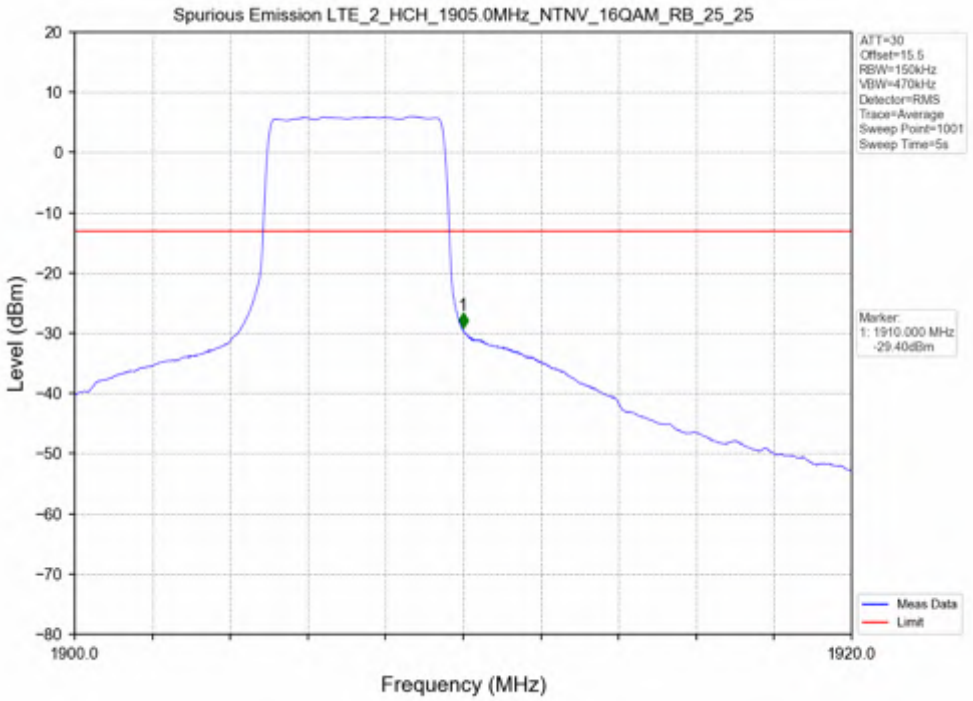
Spurious Emission LTE_2_HCH_1905.0MHz_NTNV_16QAM_RB_25_25
ATT=30
Offset=15.5
RBW=150kHz
VBW=470kHz
Detector=RMS
Trace=Average
Sweep Point=1001
Sweep Time=5s
Marker
1: 1910.000 MHz
-29.40dBm
Meas Data
Limit
Level (dBm)
Frequency (MHz)
1900.0
1920.0

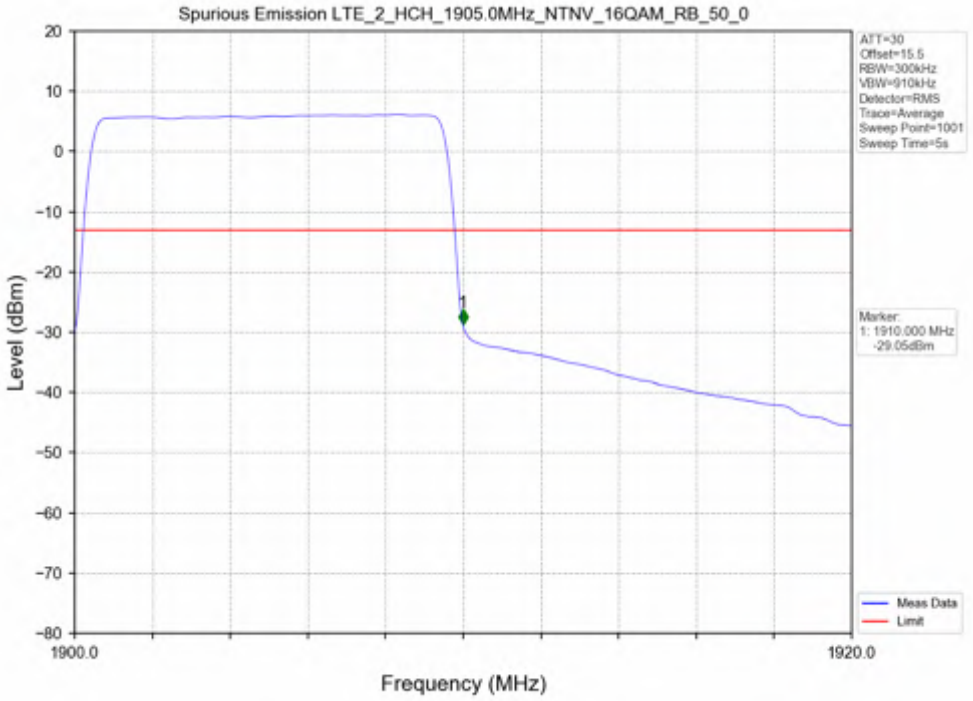
Spurious Emission LTE_2_HCH_1905.0MHz_NTNV_16QAM_RB_50_0
ATT=30
Offset=15.5
RBW=300kHz
VBW=910kHz
Detector=RMS
Trace=Average
Sweep Point=1001
Sweep Time=5s
Marker
1: 1910.000 MHz
-29.05dBm
Meas Data
Limit
Level (dBm)
Frequency (MHz)
1900.0
1920.0

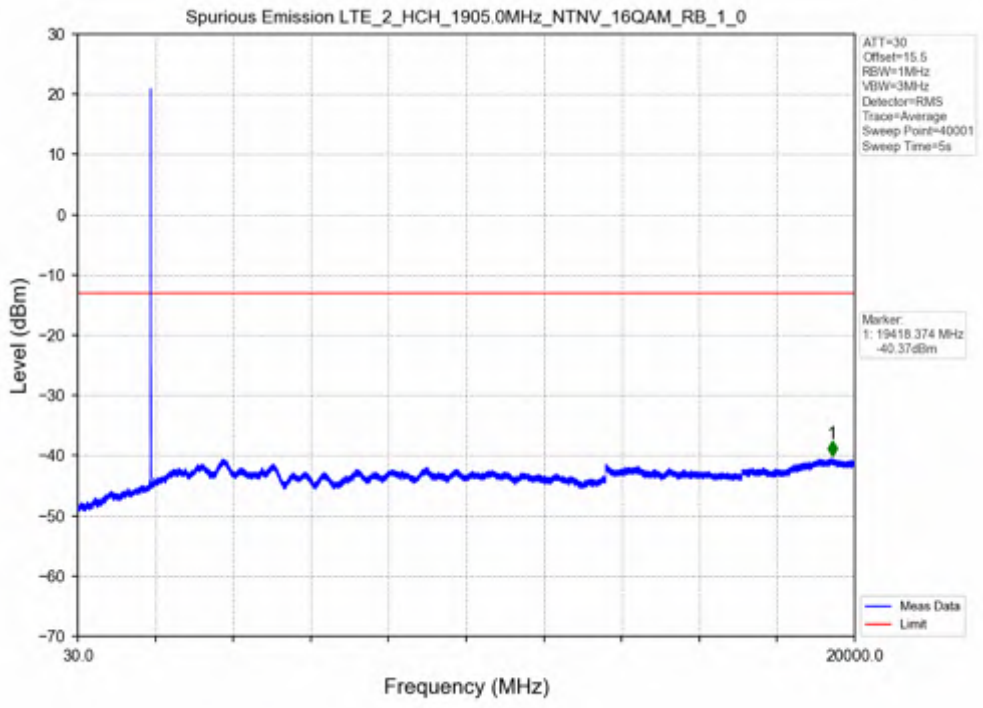
Spurious Emission LTE_2_HCH_1905.0MHz_NTNV_16QAM_RB_1_0
ATT=30
Offset=15.5
RBW=1MHz
VBW=3MHz
Detector=RMS
Trace=Average
Sweep Point=40001
Sweep Time=5s
Marker:
1: 19418.374 MHz
-40.37dBm
Meas Data
Limit
Level (dBm)
Frequency (MHz)
30.0
20000.0

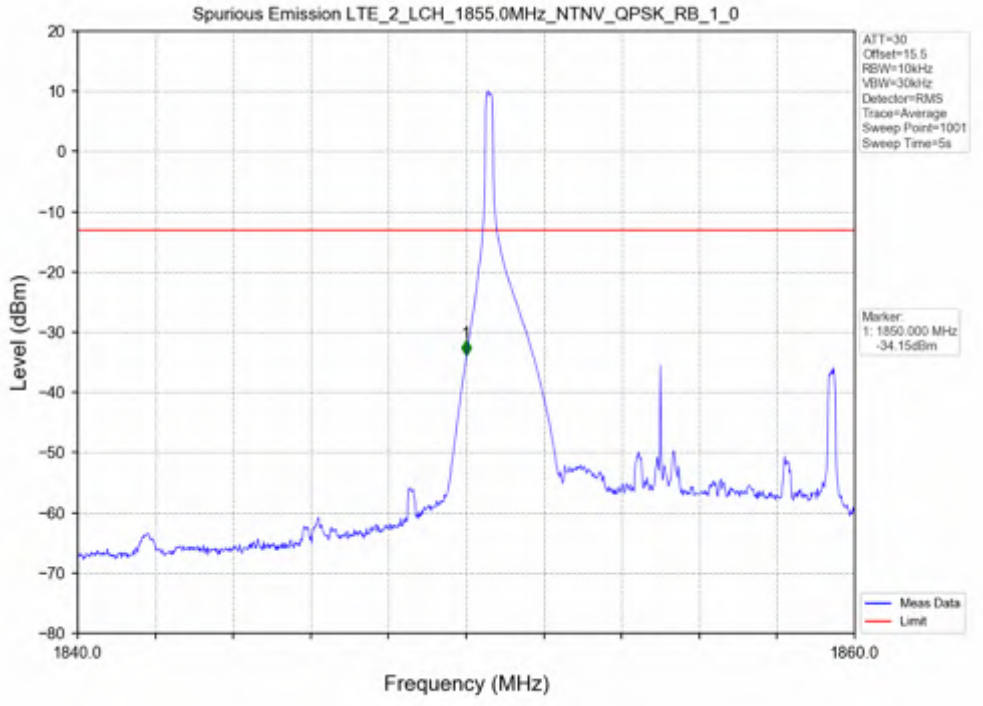
Spurious Emission LTE_2_LCH_1855.0MHz_NTNV_QPSK_RB_1_0
ATT=30
Offset=15.5
RBW=10kHz
VBW=30kHz
Detector=RMS
Trace=Average
Sweep Point=1001
Sweep Time=5s
Marker:
1: 1850.000 MHz
-34.15dBm
Meas Data
Limit
Level (dBm)
Frequency (MHz)
1840.0
1860.0

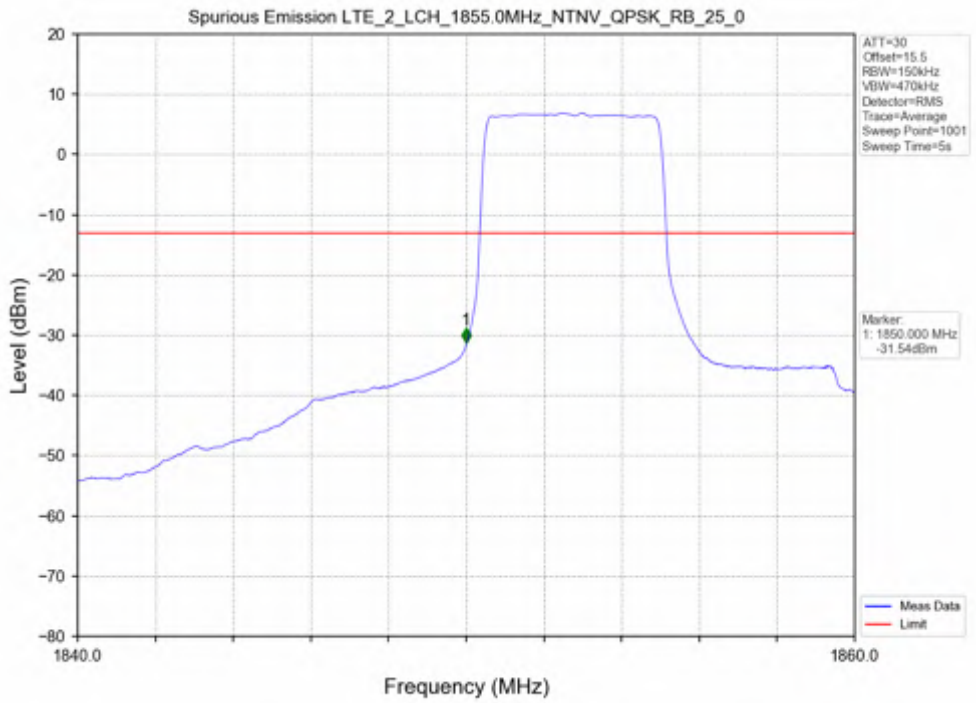
Spurious Emission LTE_2_LCH_1855.0MHz_NTNV_QPSK_RB_25_0
ATT=30
Offset=15.5
RBW=150kHz
VBW=470kHz
Detector=RMS
Trace=Average
Sweep Point=1001
Sweep Time=5s
Marker
1: 1850.000 MHz
-31.54dBm
Meas Data
Limit
Level (dBm)
Frequency (MHz)
1840.0
1860.0

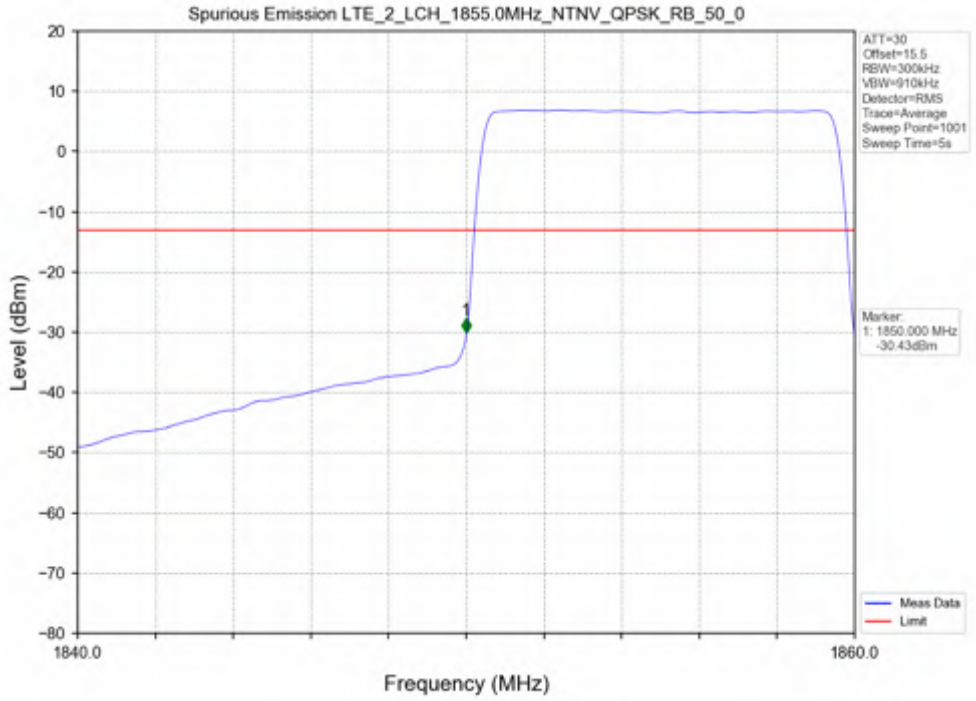
Spurious Emission LTE_2_LCH_1855.0MHz_NTNV_QPSK_RB_50_0
ATT=30
Offset=15.5
RBW=300kHz
VBW=910kHz
Detector=RMS
Trace=Average
Sweep Point=1001
Sweep Time=5s
Marker
1: 1850.000 MHz
-30.43dBm
Meas Data
Limit
Level (dBm)
Frequency (MHz)
1840.0
1860.0

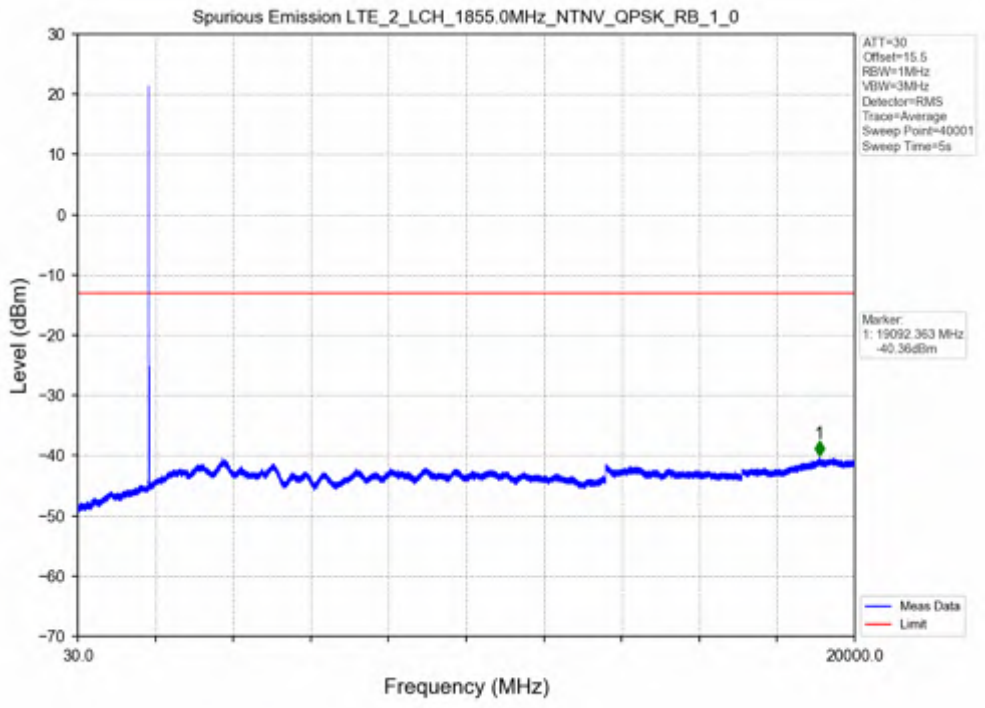
Spurious Emission LTE_2_LCH_1855.0MHz_NTNV_QPSK_RB_1_0
ATT=30
Offset=15.5
RBW=1MHz
VBW=3MHz
Detector=RMS
Trace=Average
Sweep Point=40001
Sweep Time=5s
Marker:
1: 19092.363 MHz
-40.36dBm
Meas Data
Limit
Level (dBm)
Frequency (MHz)
30.0
20000.0

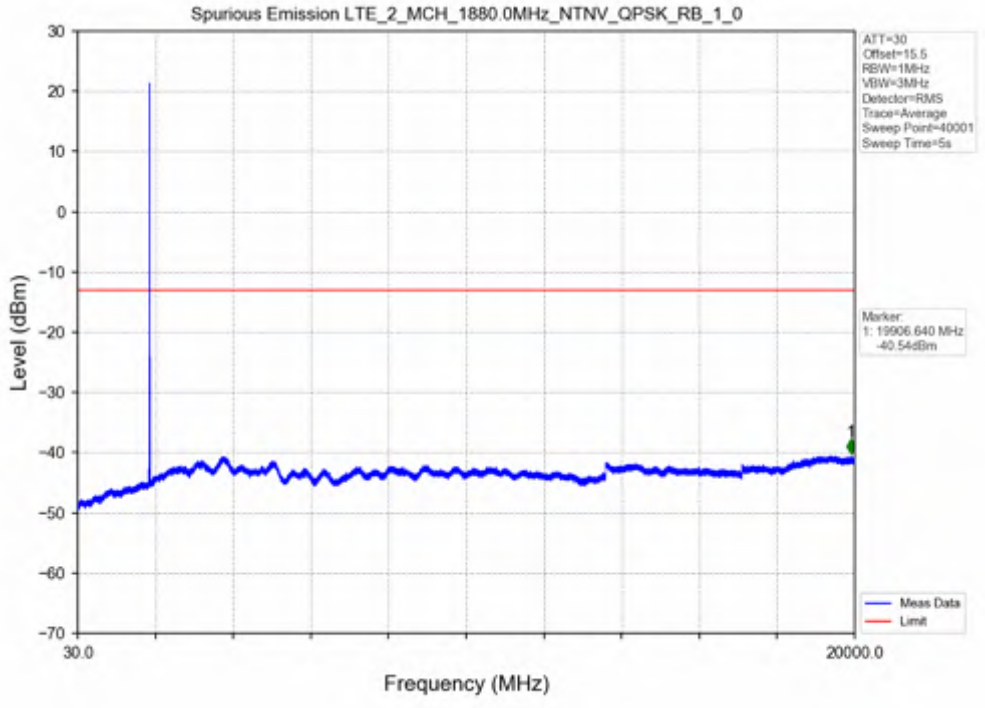
Spurious Emission LTE_2_MCH_1880.0MHz_NTNV_QPSK_RB_1_0
ATT=30
Offset=15.5
RBW=1MHz
VBW=3MHz
Detector=RMS
Trace=Average
Sweep Point=40001
Sweep Time=5s
Marker:
1: 19906.640 MHz
-40.54dBm
Meas Data
Limit
Level (dBm)
Frequency (MHz)
30.0
20000.0

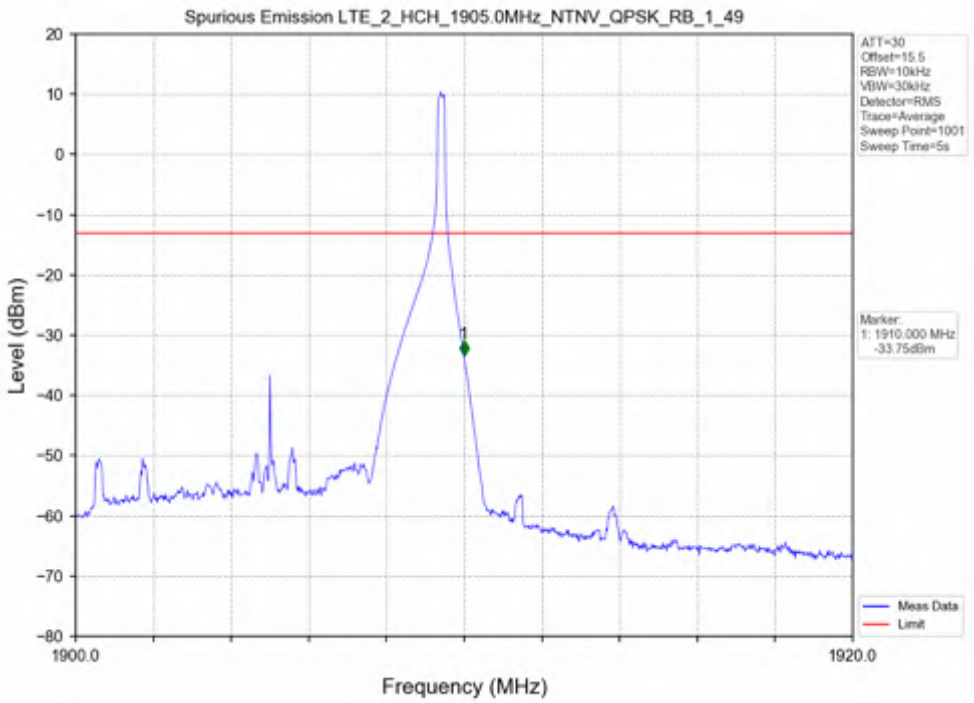
Spurious Emission LTE_2_HCH_1905.0MHz_NTNV_QPSK_RB_1_49
ATT=30
Offset=15.5
RBW=10kHz
VBW=30kHz
Detector=RMS
Trace=Average
Sweep Point=1001
Sweep Time=5s
Marker
1: 1910.000 MHz
-33.75dBm
Meas Data
Limit
Level (dBm)
Frequency (MHz)
1900.0
1920.0

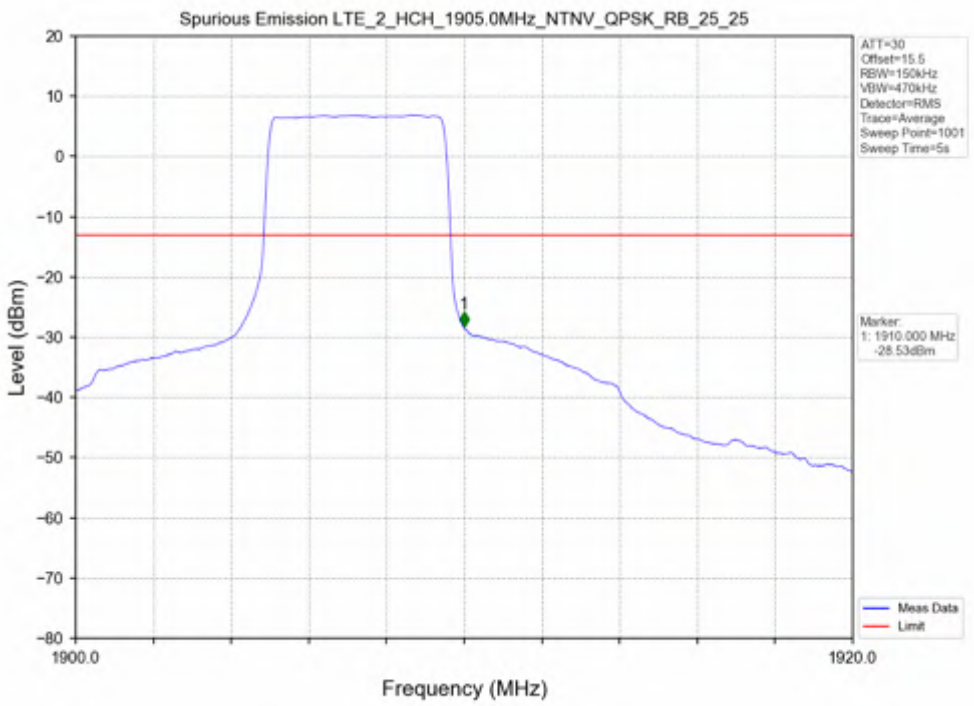
Spurious Emission LTE_2_HCH_1905.0MHz_NTNV_QPSK_RB_25_25
ATT=30
Offset=15.5
RBW=150kHz
VBW=470kHz
Detector=RMS
Trace=Average
Sweep Point=1001
Sweep Time=5s
Marker
1: 1910.000 MHz
-28.53dBm
Meas Data
Limit
Level (dBm)
Frequency (MHz)
1900.0
1920.0

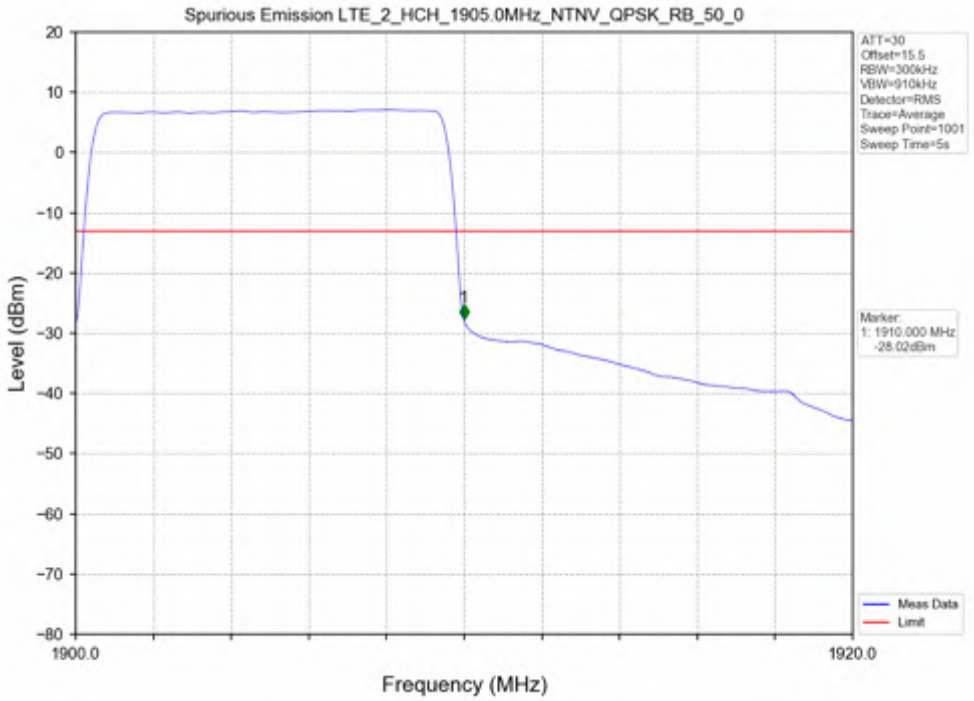
Spurious Emission LTE_2_HCH_1905.0MHz_NTNV_QPSK_RB_50_0
ATT=30
Offset=15.5
RBW=300kHz
VBW=910kHz
Detector=RMS
Trace=Average
Sweep Point=1001
Sweep Time=5s
Marker
1: 1910.000 MHz
-28.02dBm
Meas Data
Limit
Level (dBm)
Frequency (MHz)
1900.0
1920.0

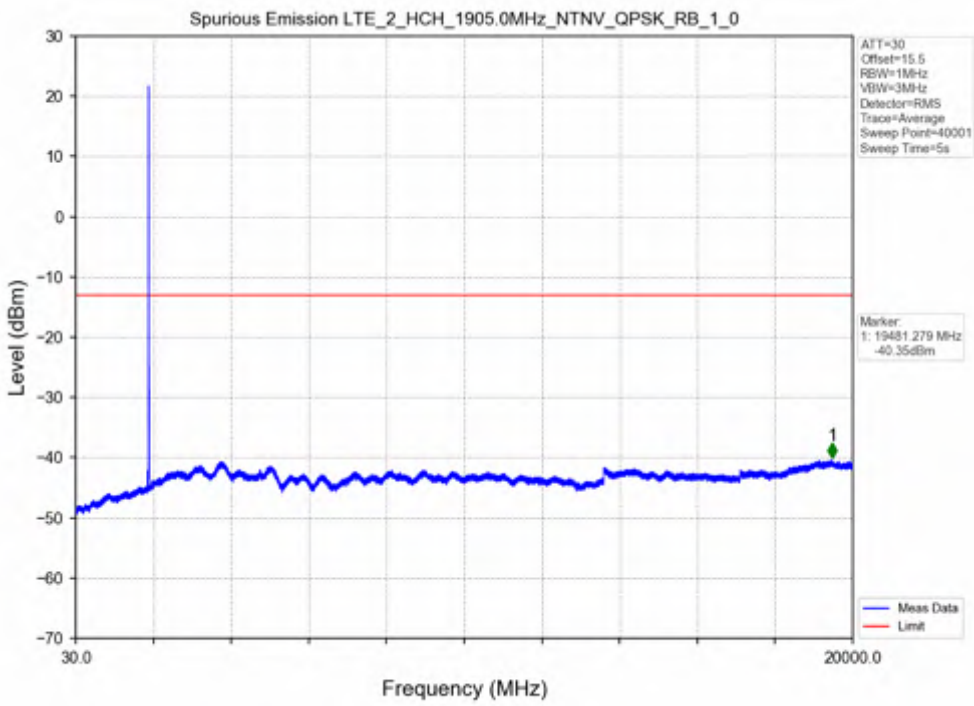
Spurious Emission LTE_2_HCH_1905.0MHz_NTNV_QPSK_RB_1_0
ATT=30
Offset=15.5
RBW=1MHz
VBW=3MHz
Detector=RMS
Trace=Average
Sweep Point=40001
Sweep Time=5s
Marker
1: 19481.279 MHz
-40.35dBm
Meas Data
Limit
Level (dBm)
Frequency (MHz)
30.0
20000.0

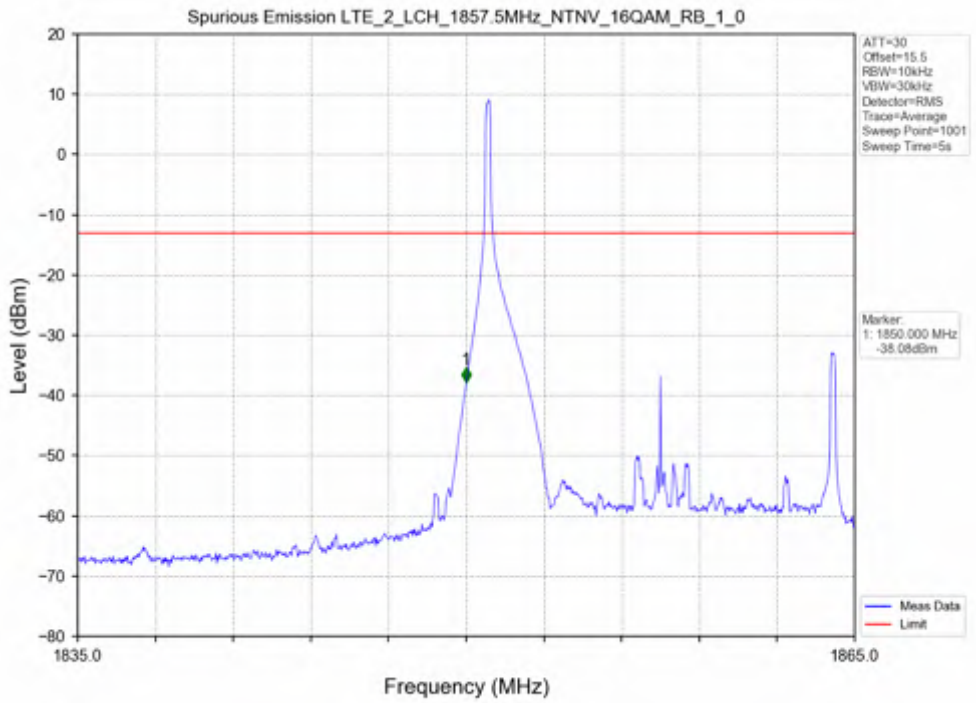
Spurious Emission LTE_2_LCH_1857.5MHz_NTNV_16QAM_RB_1_0
ATT=30
Offset=15.5
RBW=10kHz
VBW=30kHz
Detector=RMS
Trace=Average
Sweep Point=1001
Sweep Time=5s
Marker
1: 1850.000 MHz
-38.08dBm
Meas Data
Limit
Level (dBm)
Frequency (MHz)
1835.0
1865.0

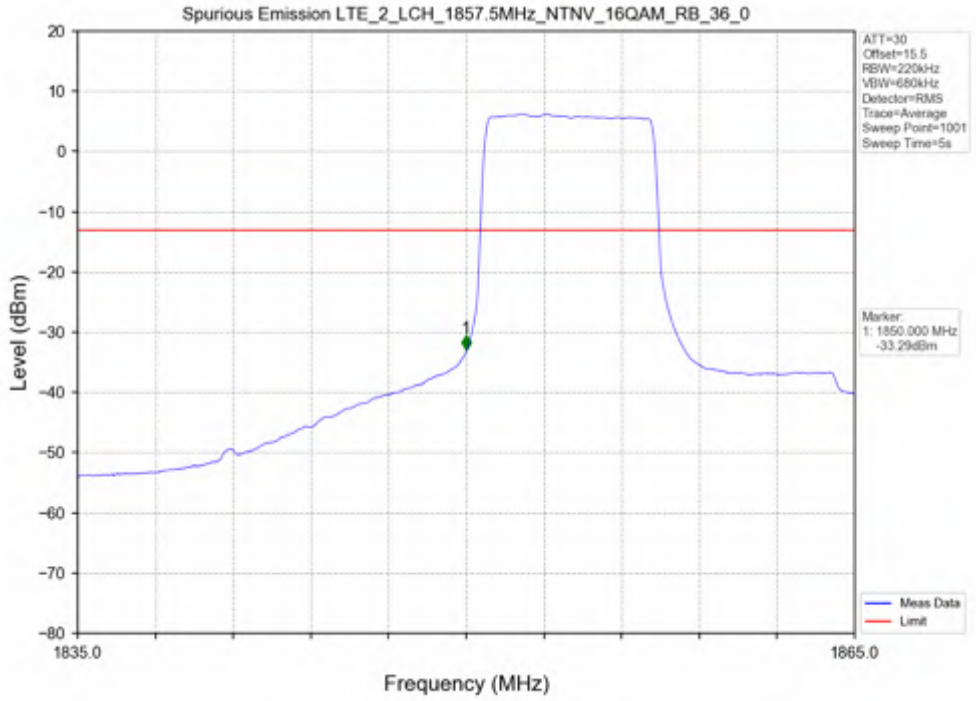
Spurious Emission LTE_2_LCH_1857.5MHz_NTNV_16QAM_RB_36_0
ATT=30
Offset=15.5
RBW=220kHz
VBW=680kHz
Detector=RMS
Trace=Average
Sweep Point=1001
Sweep Time=5s
Marker
1: 1850.000 MHz
-33.29dBm
Meas Data
Limit
Level (dBm)
Frequency (MHz)
1835.0
1865.0

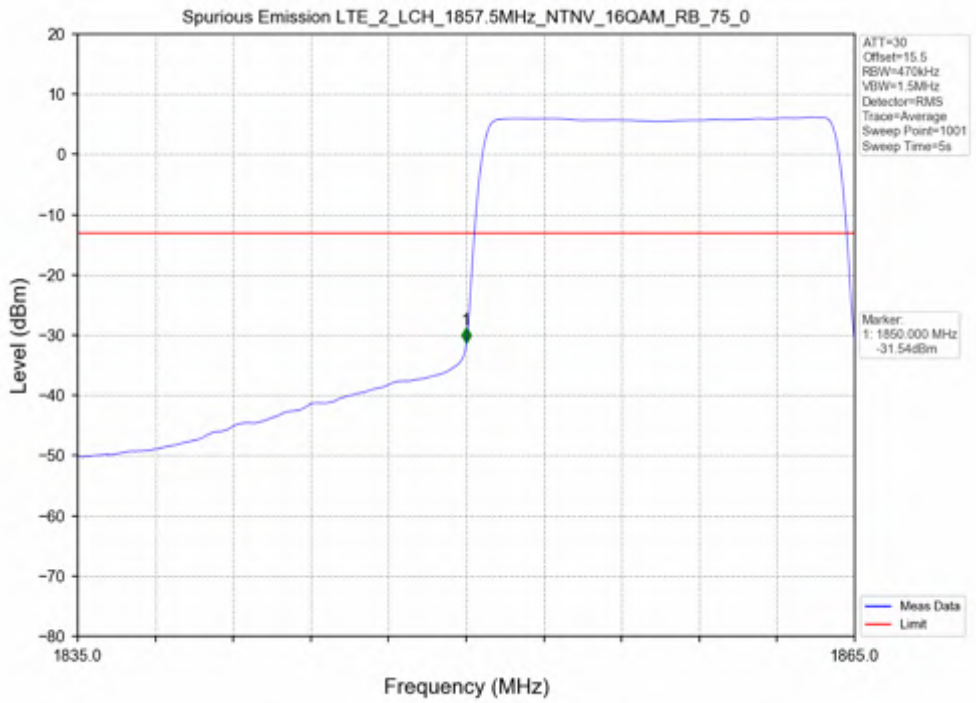
Spurious Emission LTE_2_LCH_1857.5MHz_NTNV_16QAM_RB_75_0
ATT=30
Offset=15.5
RBW=470kHz
VBW=1.5MHz
Detector=RMS
Trace=Average
Sweep Point=1001
Sweep Time=5s
Marker
1: 1850.000 MHz
-31.54dBm
Meas Data
Limit
Level (dBm)
Frequency (MHz)
1835.0
1865.0

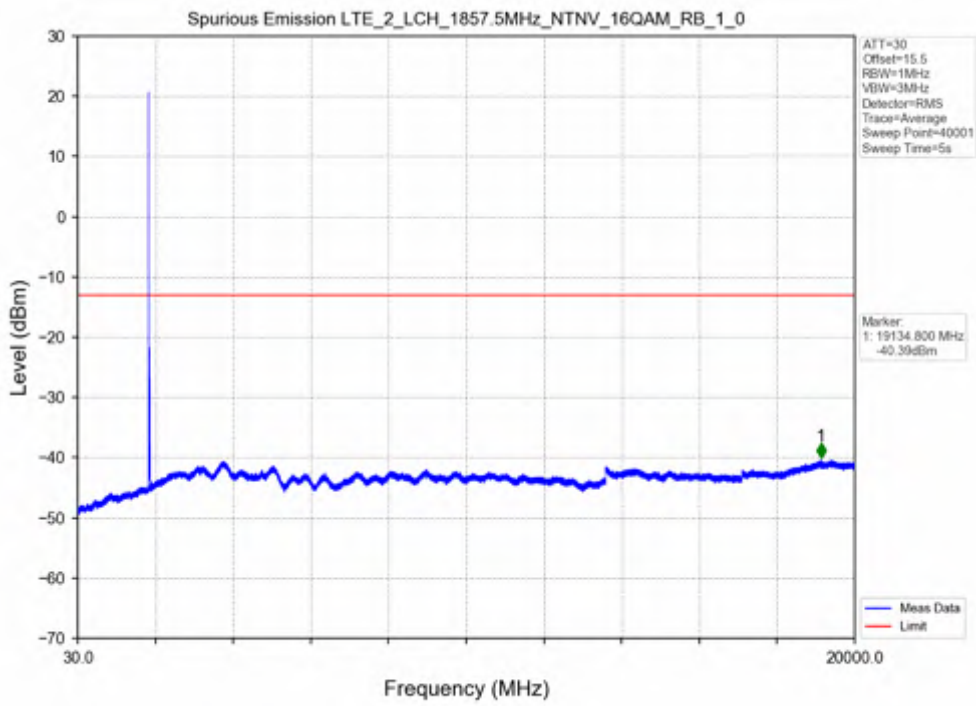
Spurious Emission LTE_2_LCH_1857.5MHz_NTNV_16QAM_RB_1_0
ATT=30
Offset=15.5
RBW=1MHz
VBW=3MHz
Detector=RMS
Trace=Average
Sweep Point=40001
Sweep Time=5s
Marker
1: 19134.800 MHz
-40.39dBm
Meas Data
Limit
Level (dBm)
Frequency (MHz)
30.0
20000.0

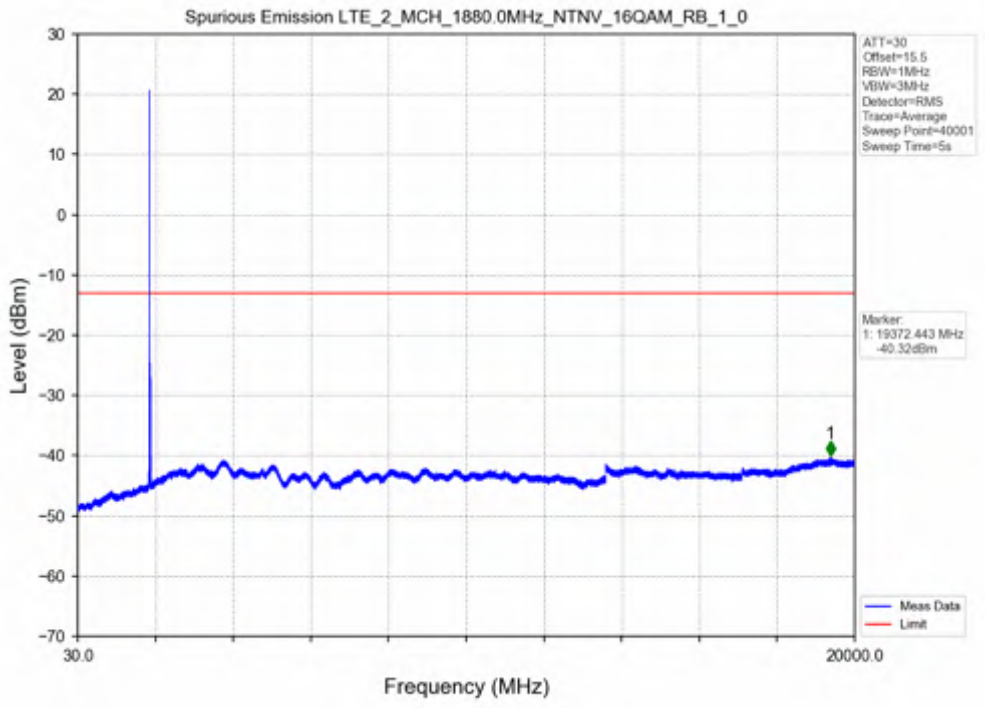
Spurious Emission LTE_2_MCH_1880.0MHz_NTNV_16QAM_RB_1_0
ATT=30
Offset=15.5
RBW=1MHz
VBW=3MHz
Detector=RMS
Trace=Average
Sweep Point=40001
Sweep Time=5s
Marker:
1: 19372.443 MHz
-40.32dBm
Meas Data
Limit
Level (dBm)
Frequency (MHz)
30.0
20000.0

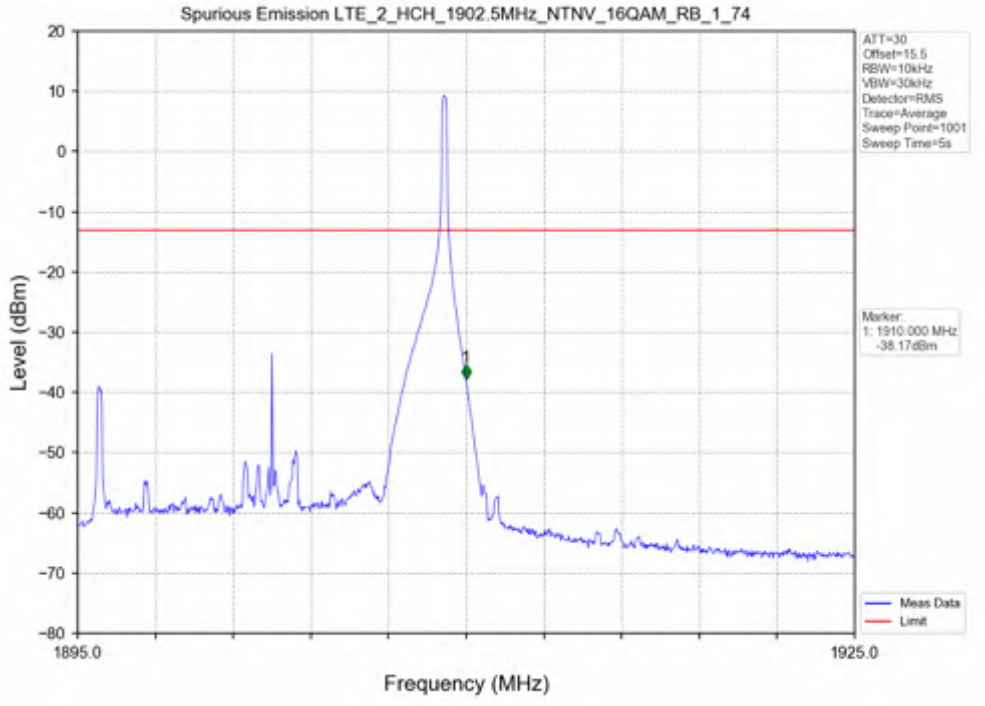
Spurious Emission LTE_2_HCH_1902.5MHz_NTNV_16QAM_RB_1_74
ATT=30
Offset=15.5
RBW=10kHz
VBW=30kHz
Detector=RMS
Trace=Average
Sweep Point=1001
Sweep Time=5s
Marker:
1: 1910.000 MHz
-38.17dBm
Meas Data
Limit
Level (dBm)
Frequency (MHz)
1895.0
1925.0

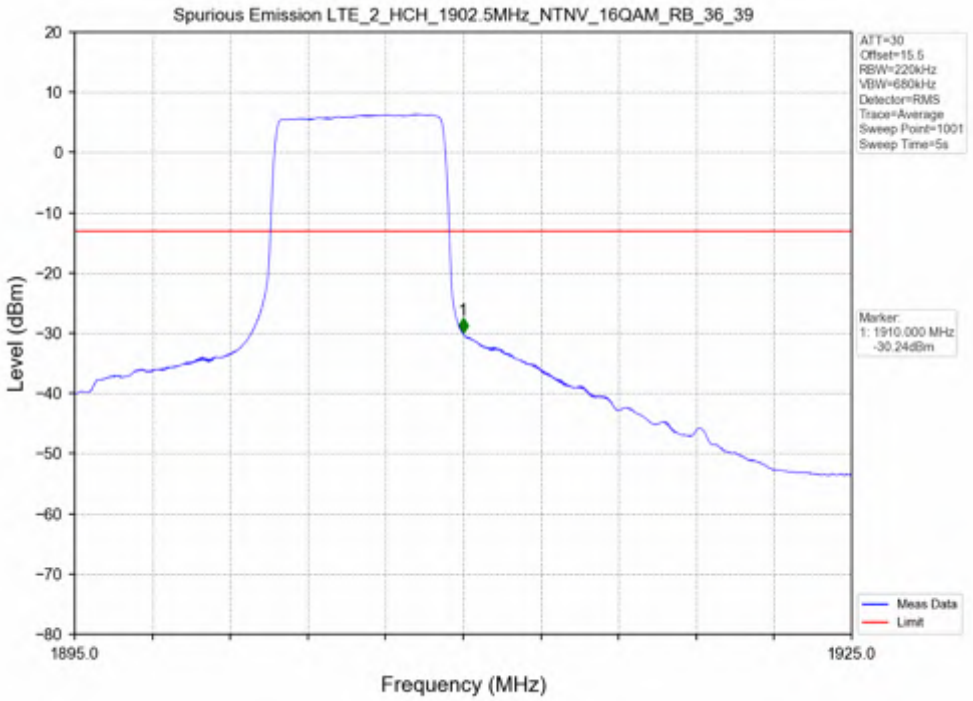
Spurious Emission LTE_2_HCH_1902.5MHz_NTNV_16QAM_RB_36_39
ATT=30
Offset=15.5
RBW=220kHz
VBW=680kHz
Detector=RMS
Trace=Average
Sweep Point=1001
Sweep Time=5s
Marker
1: 1910.000 MHz
-30.24dBm
Meas Data
Limit
Level (dBm)
Frequency (MHz)
1895.0
1925.0

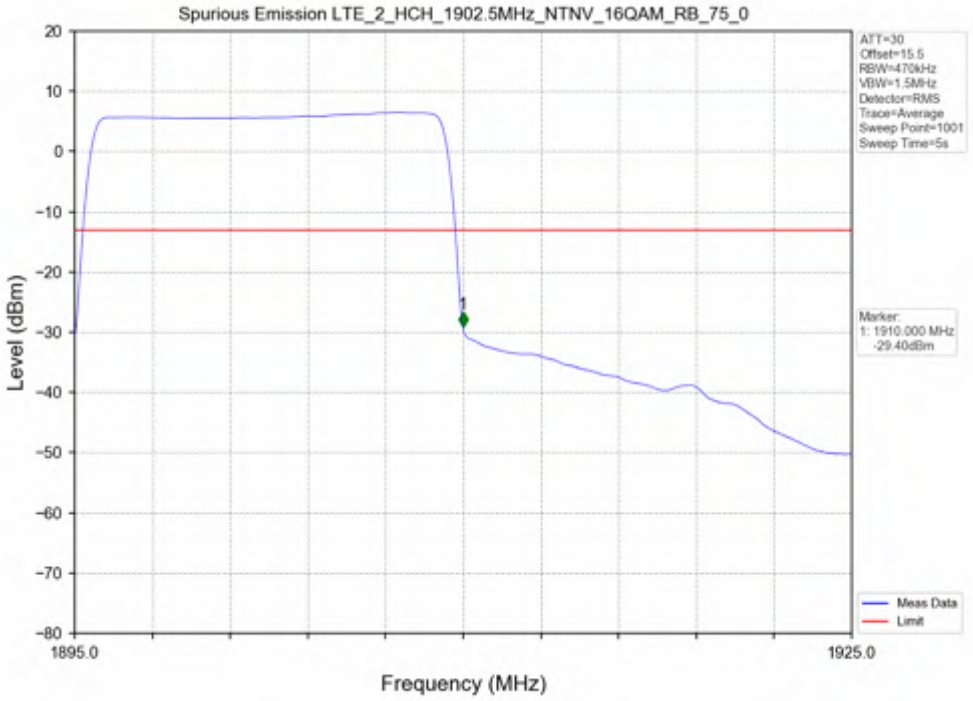
Spurious Emission LTE_2_HCH_1902.5MHz_NTNV_16QAM_RB_75_0
ATT=30
Offset=15.5
RBW=470kHz
VBW=1.5MHz
Detector=RMS
Trace=Average
Sweep Point=1001
Sweep Time=5s
Marker
1: 1910.000 MHz
-29.40dBm
Meas Data
Limit
Level (dBm)
Frequency (MHz)
1895.0
1925.0

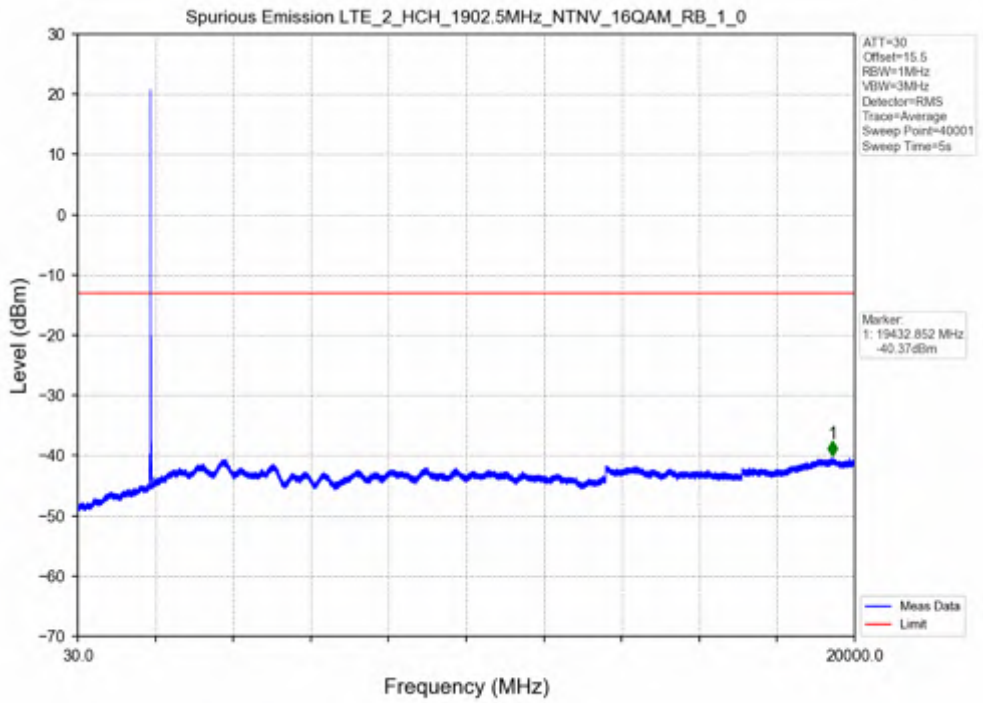
Spurious Emission LTE_2_HCH_1902.5MHz_NTNV_16QAM_RB_1_0
ATT=30
Offset=15.5
RBW=1MHz
VBW=3MHz
Detector=RMS
Trace=Average
Sweep Point=40001
Sweep Time=5s
Marker:
1: 19432.852 MHz
-40.37dBm
Meas Data
Limit
Level (dBm)
Frequency (MHz)
30.0
20000.0

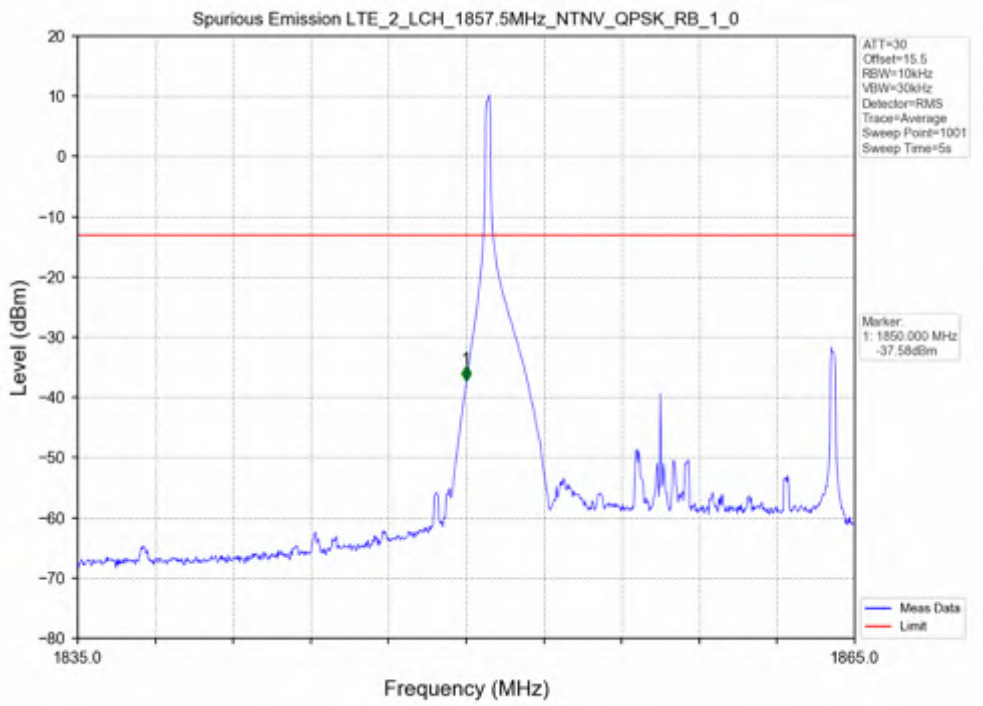
Spurious Emission LTE_2_LCH_1857.5MHz_NTNV_QPSK_RB_1_0
ATT=30
Offset=15.5
RBW=10kHz
VBW=30kHz
Detector=RMS
Trace=Average
Sweep Point=1001
Sweep Time=5s
Marker:
1: 1850.000 MHz
-37.58dBm
Meas Data
Limit
Level (dBm)
Frequency (MHz)
1835.0
1865.0

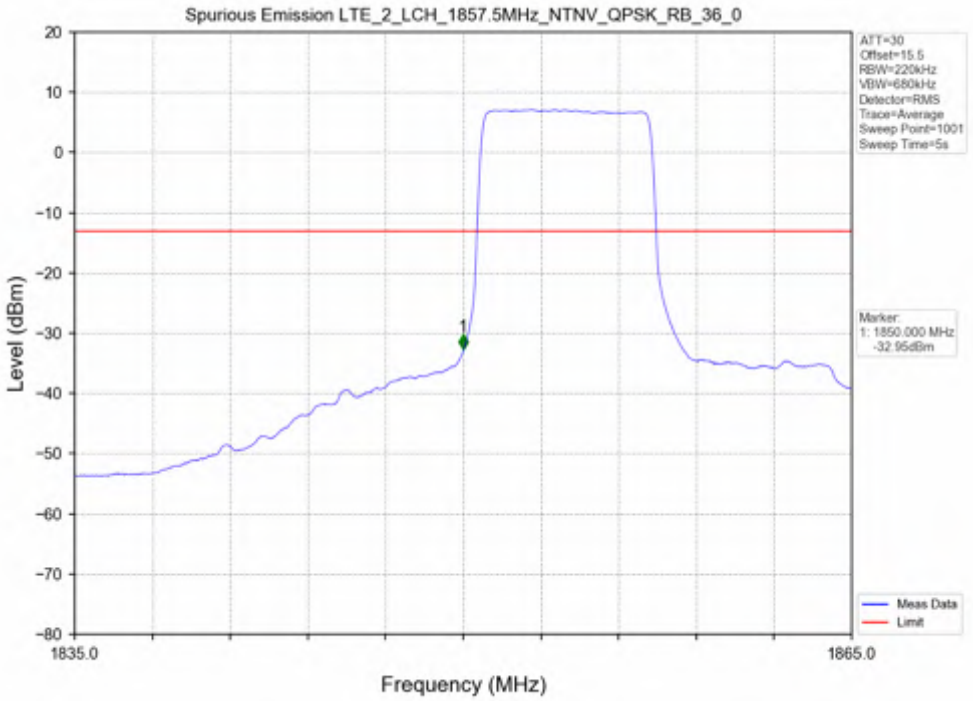
Spurious Emission LTE_2_LCH_1857.5MHz_NTNV_QPSK_RB_36_0
ATT=30
Offset=15.5
RBW=220kHz
VBW=680kHz
Detector=RMS
Trace=Average
Sweep Point=1001
Sweep Time=5s
Marker
1: 1850.000 MHz
-32.95dBm
Meas Data
Limit
Level (dBm)
Frequency (MHz)
1835.0
1865.0

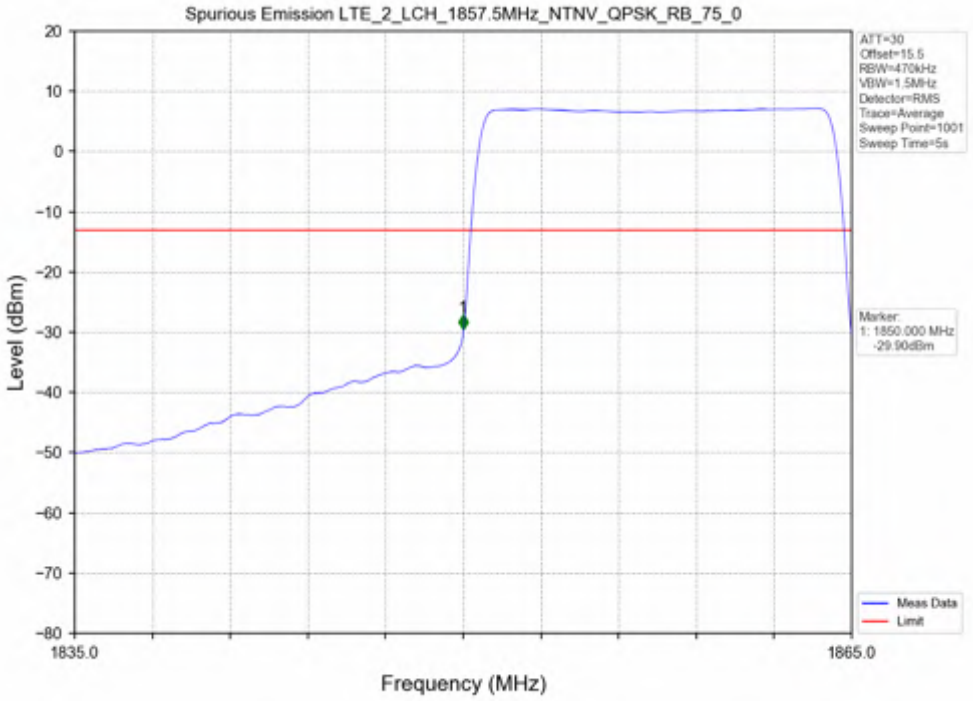
Spurious Emission LTE_2_LCH_1857.5MHz_NTNV_QPSK_RB_75_0
ATT=30
Offset=15.5
RBW=470kHz
VBW=1.5MHz
Detector=RMS
Trace=Average
Sweep Point=1001
Sweep Time=5s
Marker
1: 1850.000 MHz
-29.90dBm
Meas Data
Limit
Level (dBm)
Frequency (MHz)
1835.0
1865.0

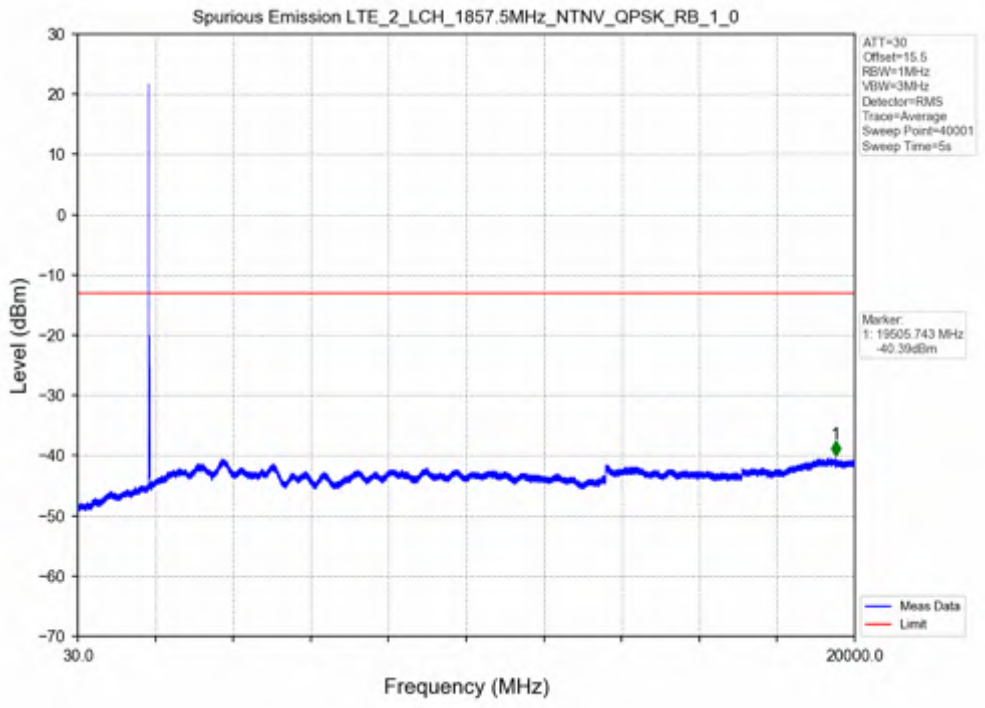
Spurious Emission LTE_2_LCH_1857.5MHz_NTNV_QPSK_RB_1_0
ATT=30
Offset=15.5
RBW=1MHz
VBW=3MHz
Detector=RMS
Trace=Average
Sweep Point=40001
Sweep Time=5s
Marker
1: 19505.743 MHz
-40.39dBm
Meas Data
Limit
Level (dBm)
Frequency (MHz)
30.0
20000.0

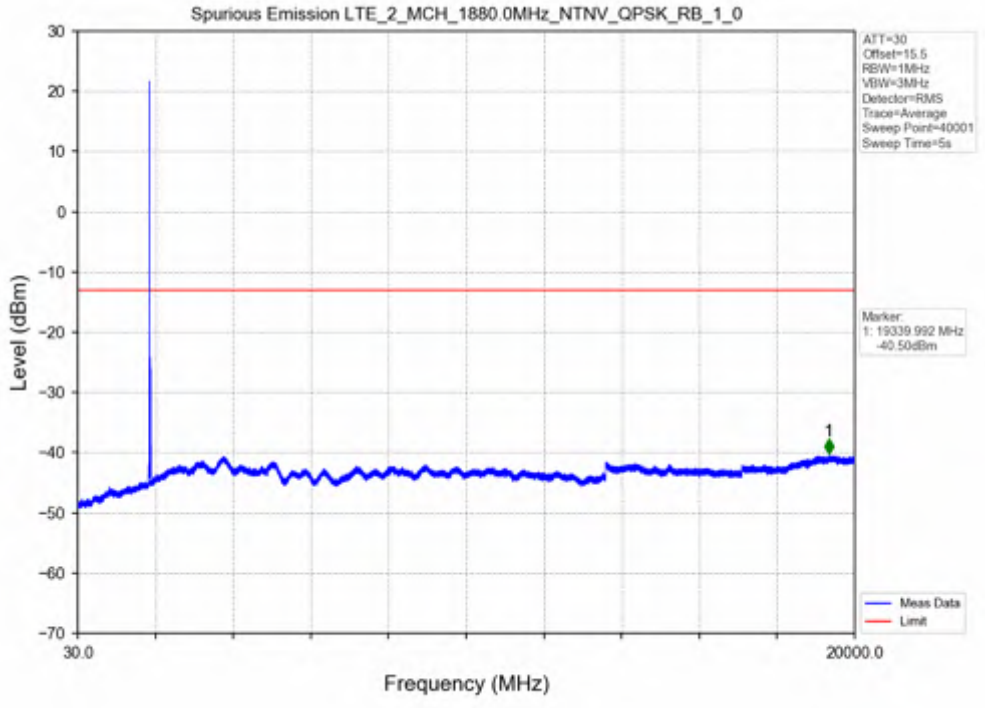
Spurious Emission LTE_2_MCH_1880.0MHz_NTNV_QPSK_RB_1_0
ATT=30
Offset=15.5
RBW=1MHz
VBW=3MHz
Detector=RMS
Trace=Average
Sweep Point=40001
Sweep Time=5s
Marker
1: 19339.992 MHz
-40.50dBm
Meas Data
Limit
Level (dBm)
Frequency (MHz)
30.0
20000.0

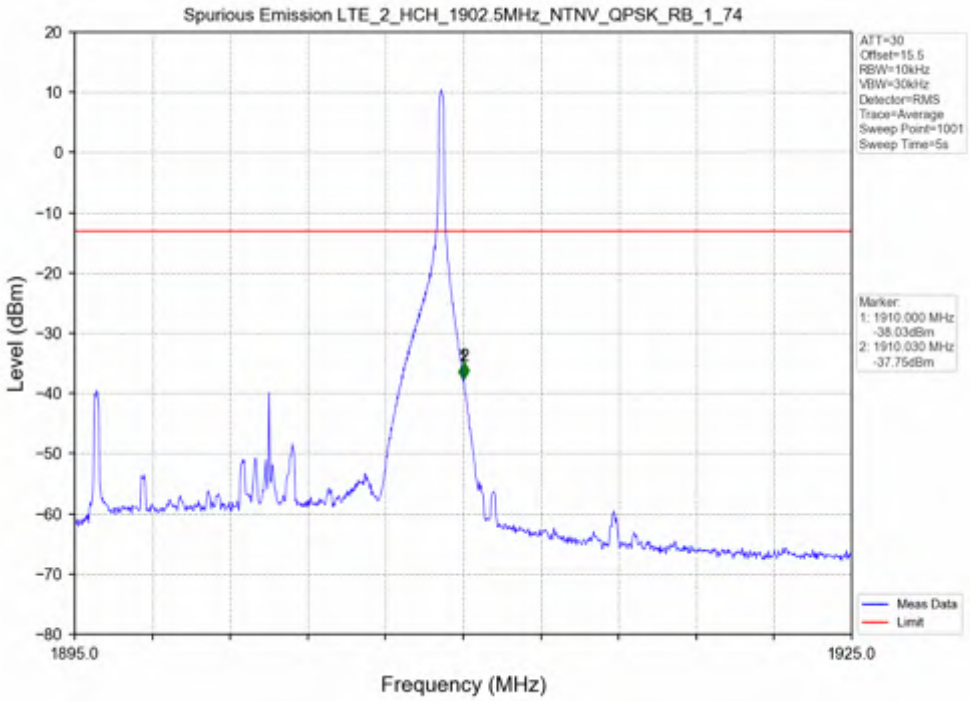
Spurious Emission LTE_2_HCH_1902.5MHz_NTNV_QPSK_RB_1_74
ATT=30
Offset=15.5
RBW=10kHz
VBW=30kHz
Detector=RMS
Trace=Average
Sweep Point=1001
Sweep Time=5s
Marker:
1: 1910.000 MHz
-38.03dBm
2: 1910.030 MHz
-37.75dBm
Meas Data
Limit
Level (dBm)
Frequency (MHz)
1895.0
1925.0

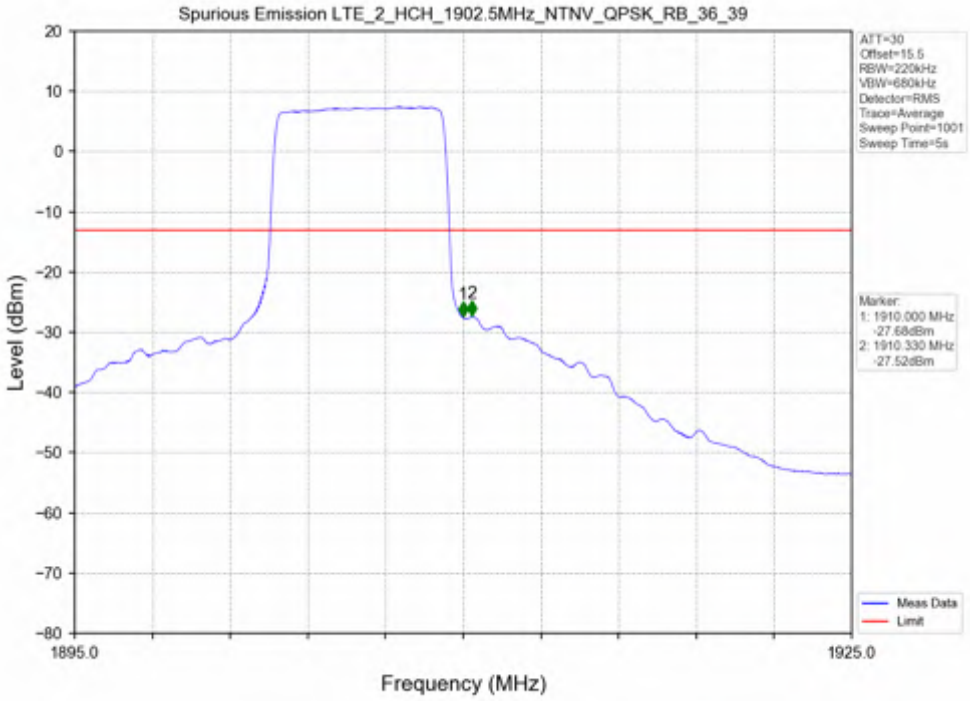
Spurious Emission LTE_2_HCH_1902.5MHz_NTNV_QPSK_RB_36_39
ATT=30
Offset=15.5
RBW=220kHz
VBW=680kHz
Detector=RMS
Trace=Average
Sweep Point=1001
Sweep Time=5s
Marker:
1: 1910.000 MHz
-27.68dBm
2: 1910.330 MHz
-27.52dBm
Meas Data
Limit
Level (dBm)
Frequency (MHz)
1895.0
1925.0

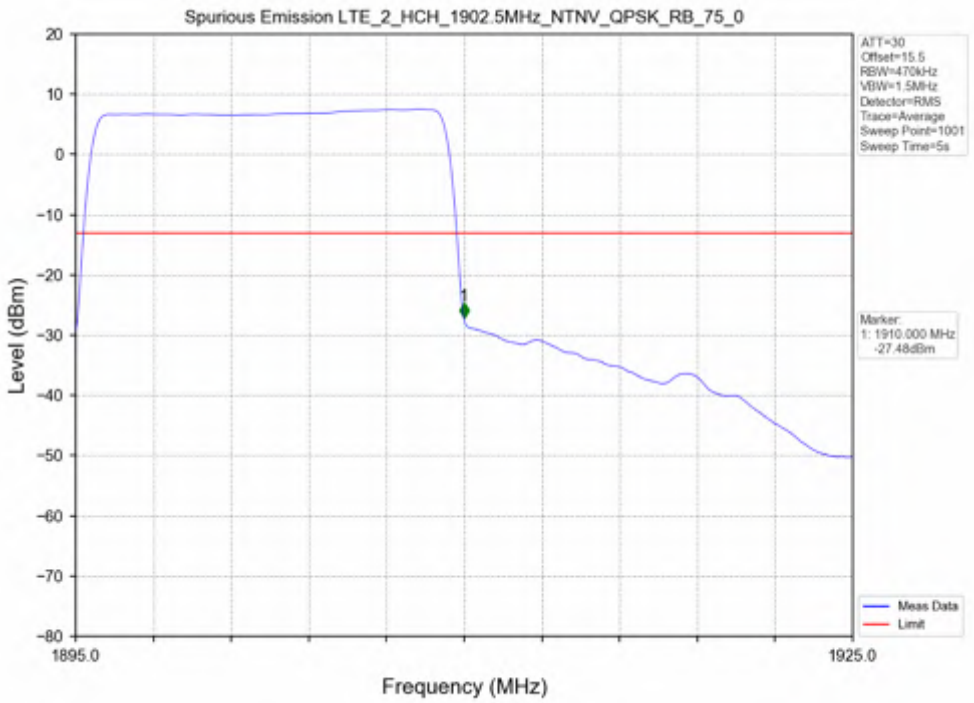
Spurious Emission LTE_2_HCH_1902.5MHz_NTNV_QPSK_RB_75_0
ATT=30
Offset=15.5
RBW=470kHz
VBW=1.5MHz
Detector=RMS
Trace=Average
Sweep Point=1001
Sweep Time=5s
Marker
1: 1910.000 MHz
-27.48dBm
Meas Data
Limit
Level (dBm)
Frequency (MHz)
1895.0
1925.0

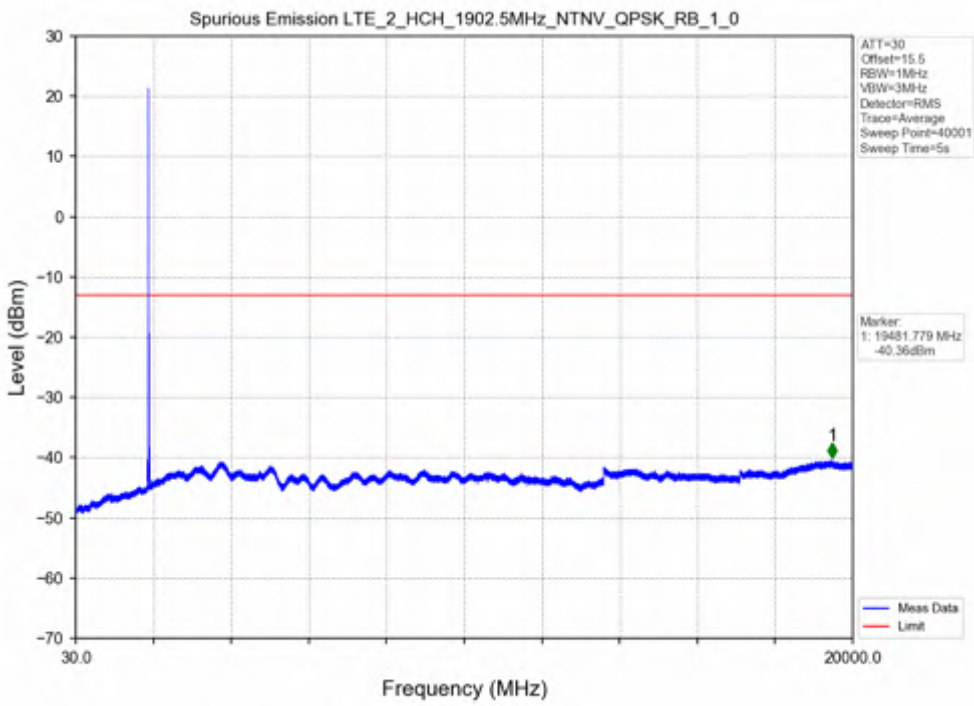
Spurious Emission LTE_2_HCH_1902.5MHz_NTNV_QPSK_RB_1_0
ATT=30
Offset=15.5
RBW=1MHz
VBW=3MHz
Detector=RMS
Trace=Average
Sweep Point=40001
Sweep Time=5s
Marker
1: 19481.779 MHz
-40.36dBm
Meas Data
Limit
Level (dBm)
Frequency (MHz)
30.0
20000.0

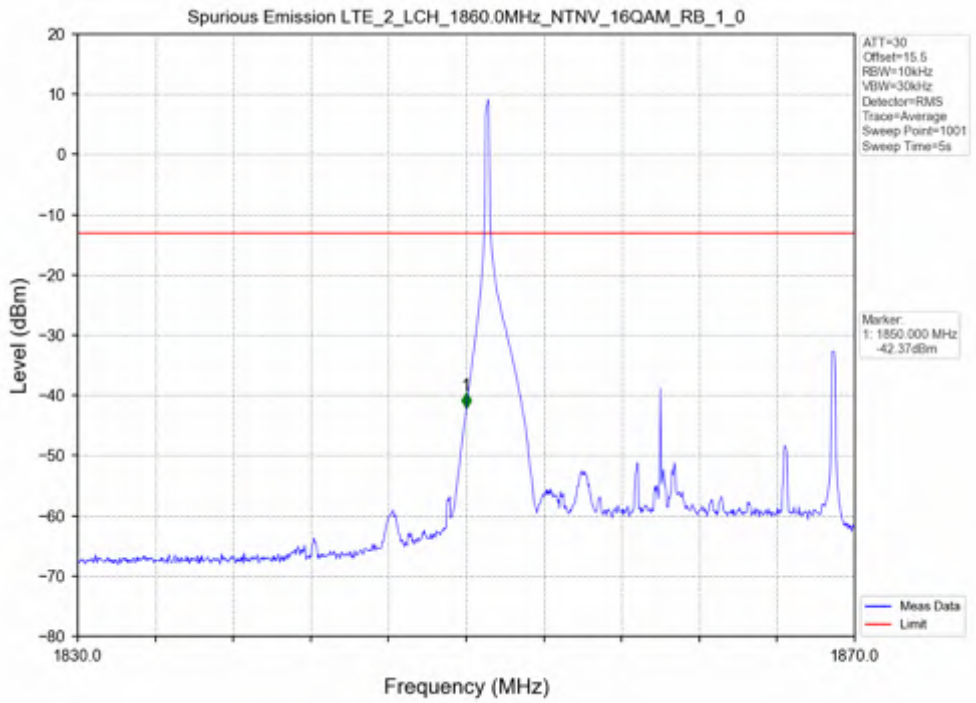
Spurious Emission LTE_2_LCH_1860.0MHz_NTNV_16QAM_RB_1_0
ATT=30
Offset=15.5
RBW=10kHz
VBW=30kHz
Detector=RMS
Trace=Average
Sweep Point=1001
Sweep Time=5s
Marker
1: 1850.000 MHz
-42.37dBm
Meas Data
Limit
Level (dBm)
Frequency (MHz)
1830.0
1870.0

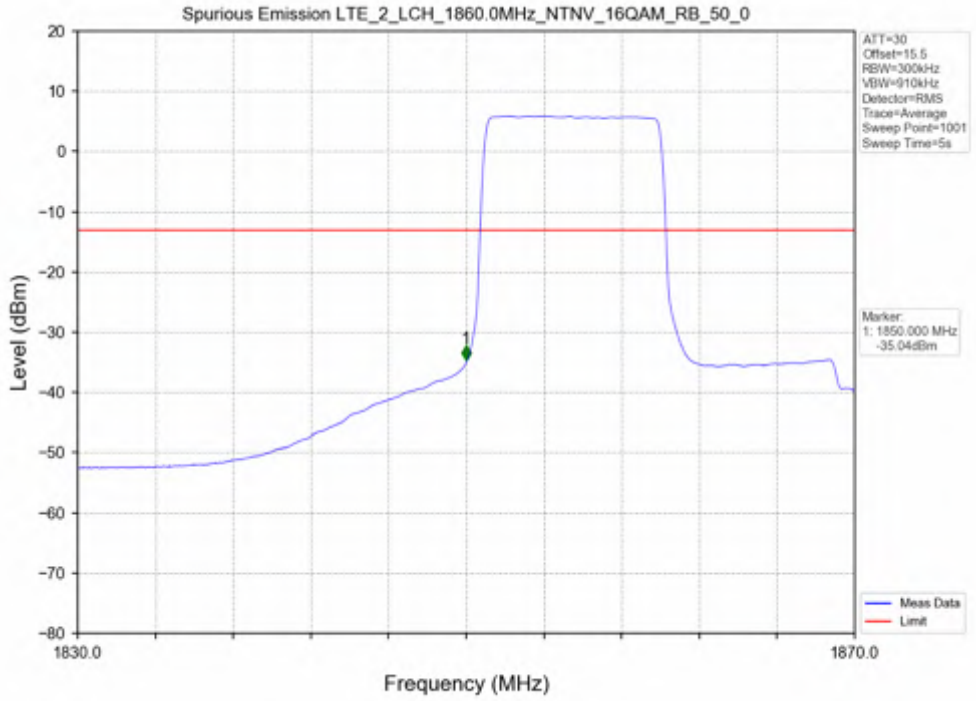
Spurious Emission LTE_2_LCH_1860.0MHz_NTNV_16QAM_RB_50_0
ATT=30
Offset=15.5
RBW=300kHz
VBW=910kHz
Detector=RMS
Trace=Average
Sweep Point=1001
Sweep Time=5s
Marker
1: 1850.000 MHz
-35.04dBm
Meas Data
Limit
Level (dBm)
Frequency (MHz)
1830.0
1870.0

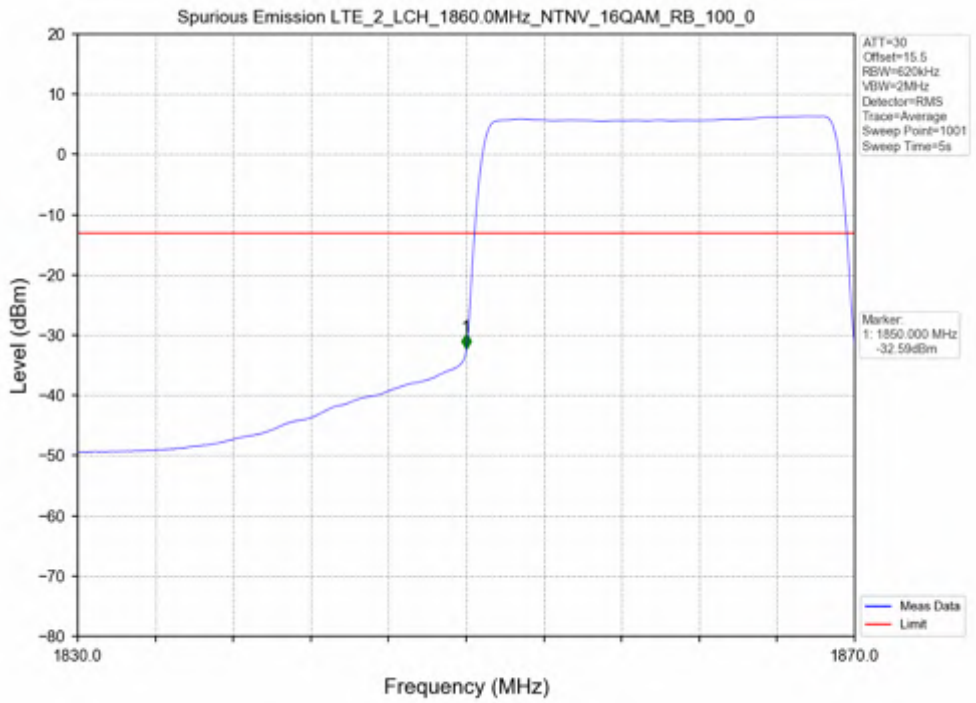
Spurious Emission LTE_2_LCH_1860.0MHz_NTNV_16QAM_RB_100_0
ATT=30
Offset=15.5
RBW=620kHz
VBW=2MHz
Detector=RMS
Trace=Average
Sweep Point=1001
Sweep Time=5s
Marker
1: 1850.000 MHz
-32.59dBm
Meas Data
Limit
Level (dBm)
Frequency (MHz)
1830.0
1870.0

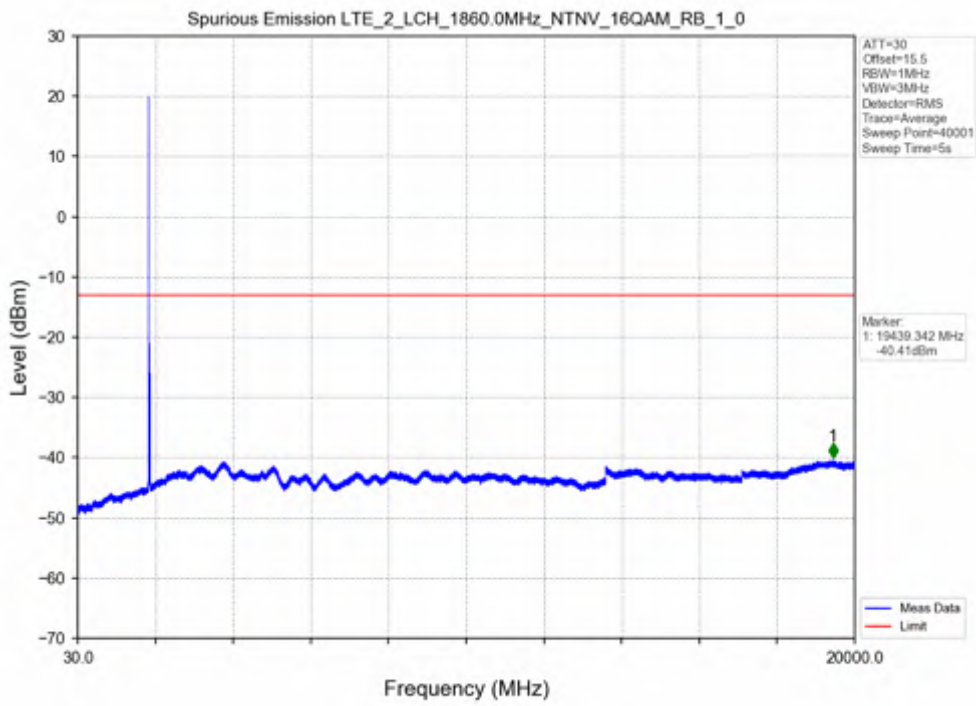
Spurious Emission LTE_2_LCH_1860.0MHz_NTNV_16QAM_RB_1_0
ATT=30
Offset=15.5
RBW=1MHz
VBW=3MHz
Detector=RMS
Trace=Average
Sweep Point=40001
Sweep Time=5s
Marker
1: 19439.342 MHz
-40.41dBm
Meas Data
Limit
Level (dBm)
Frequency (MHz)
30.0
20000.0

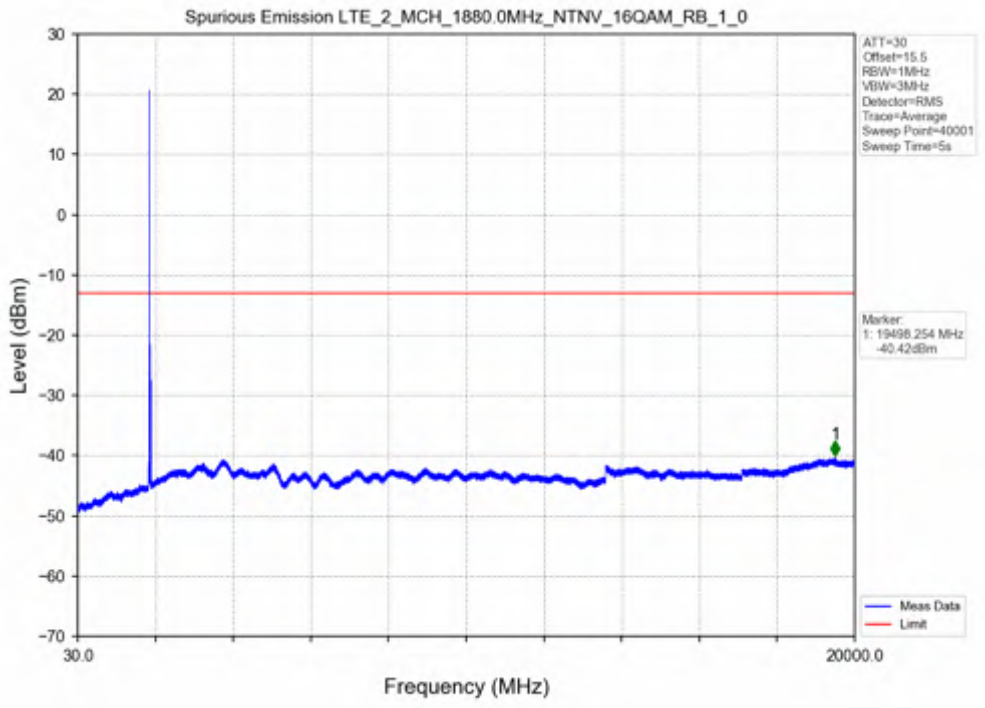
Spurious Emission LTE_2_MCH_1880.0MHz_NTNV_16QAM_RB_1_0
ATT=30
Offset=15.5
RBW=1MHz
VBW=3MHz
Detector=RMS
Trace=Average
Sweep Point=40001
Sweep Time=5s
Marker:
1: 19498.254 MHz
-40.42dBm
Meas Data
Limit
Level (dBm)
Frequency (MHz)
30.0
20000.0

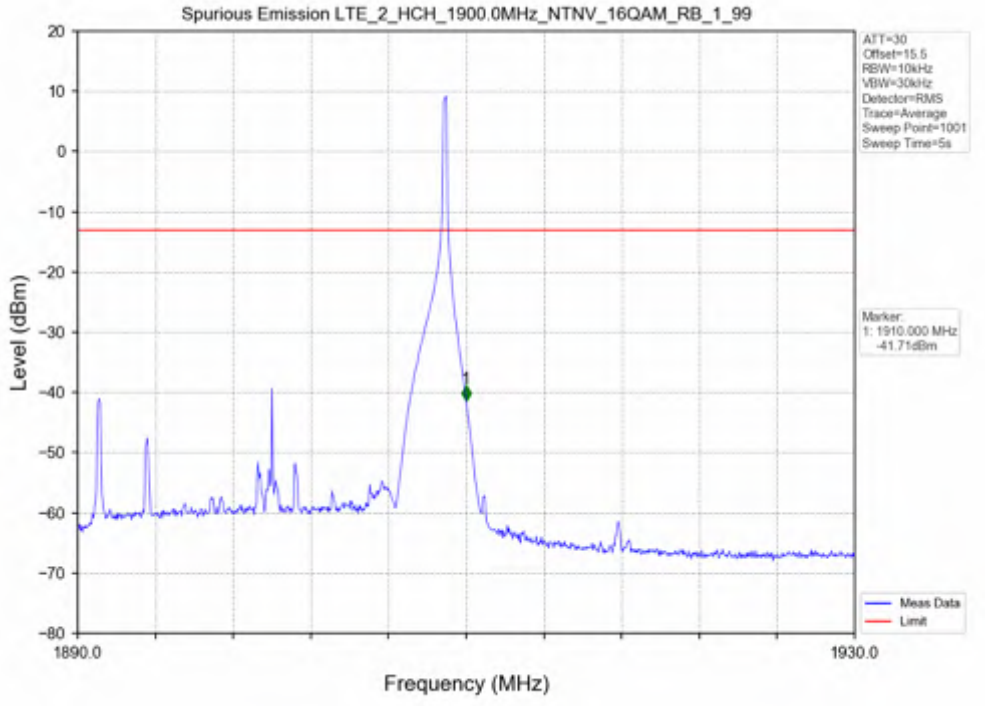
Spurious Emission LTE_2_HCH_1900.0MHz_NTNV_16QAM_RB_1_99
ATT=30
Offset=15.5
RBW=10kHz
VBW=30kHz
Detector=RMS
Trace=Average
Sweep Point=1001
Sweep Time=5s
Marker:
1: 1910.000 MHz
-41.71dBm
Meas Data
Limit
Level (dBm)
Frequency (MHz)
1890.0
1930.0

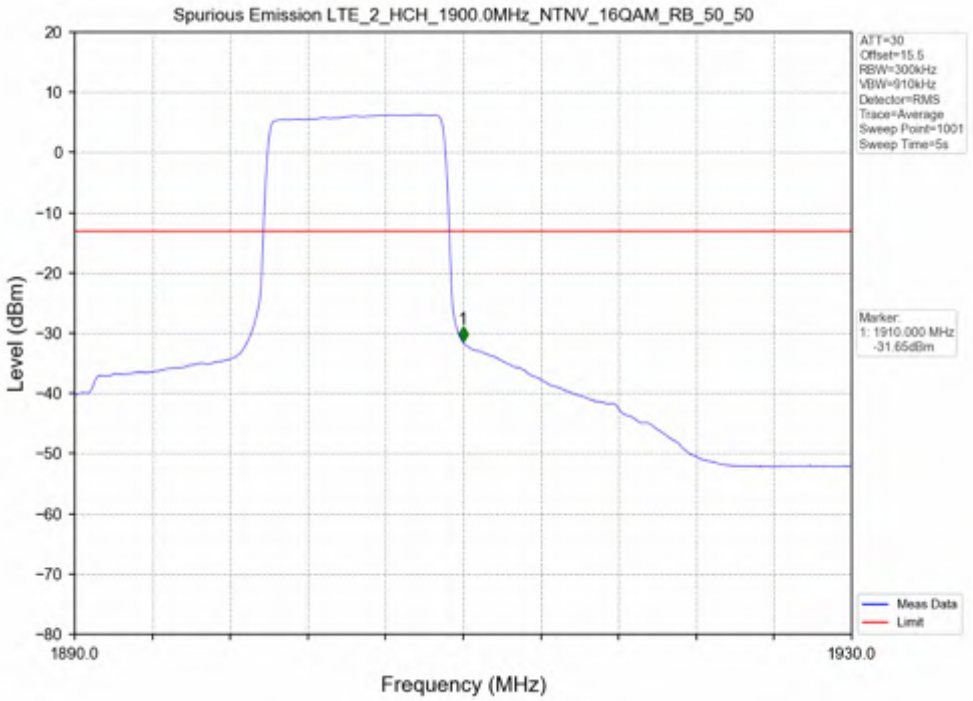
Spurious Emission LTE_2_HCH_1900.0MHz_NTNV_16QAM_RB_50_50
ATT=30
Offset=15.5
RBW=300kHz
VBW=910kHz
Detector=RMS
Trace=Average
Sweep Point=1001
Sweep Time=5s
Marker
1: 1910.000 MHz
-31.65dBm
Meas Data
Limit
Level (dBm)
Frequency (MHz)
1890.0
1930.0

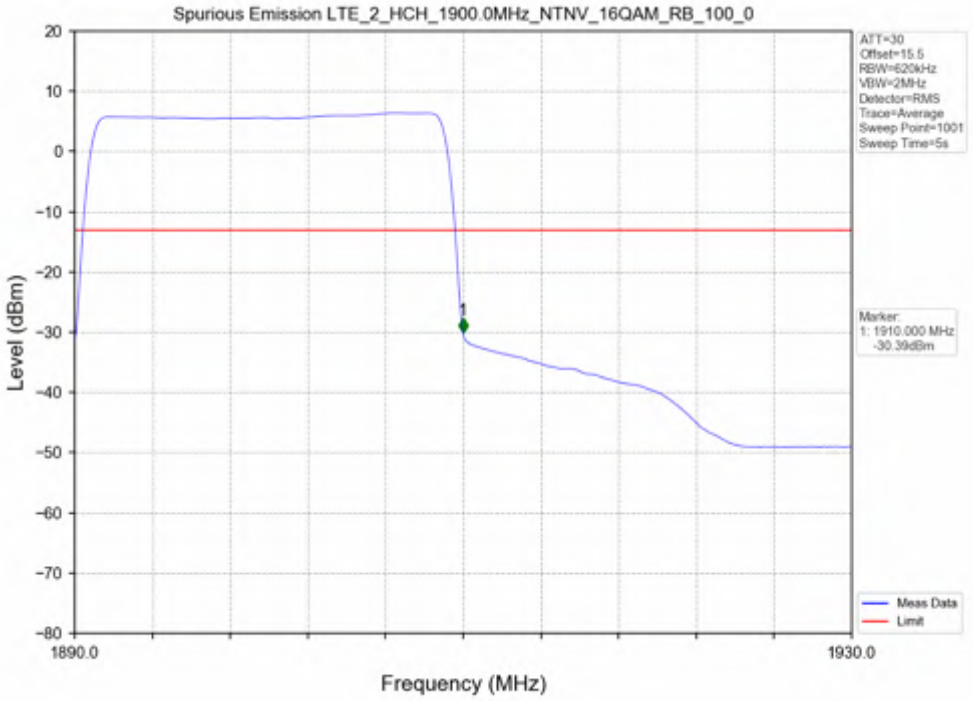
Spurious Emission LTE_2_HCH_1900.0MHz_NTNV_16QAM_RB_100_0
ATT=30
Offset=15.5
RBW=620kHz
VBW=2MHz
Detector=RMS
Trace=Average
Sweep Point=1001
Sweep Time=5s
Marker
1: 1910.000 MHz
-30.39dBm
Meas Data
Limit
Level (dBm)
Frequency (MHz)
1890.0
1930.0

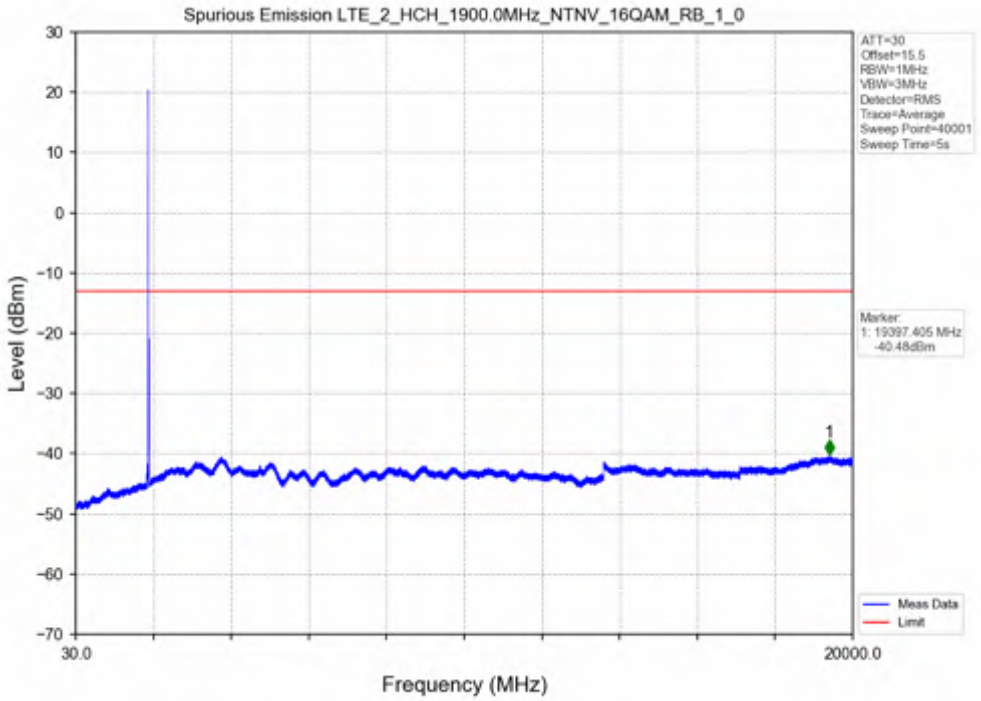
Spurious Emission LTE_2_HCH_1900.0MHz_NTNV_16QAM_RB_1_0
ATT=30
Offset=15.5
RBW=1MHz
VBW=3MHz
Detector=RMS
Trace=Average
Sweep Point=40001
Sweep Time=5s
Marker
1: 19997.405 MHz
-40.48dBm
Meas Data
Limit
Level (dBm)
Frequency (MHz)
30.0
20000.0

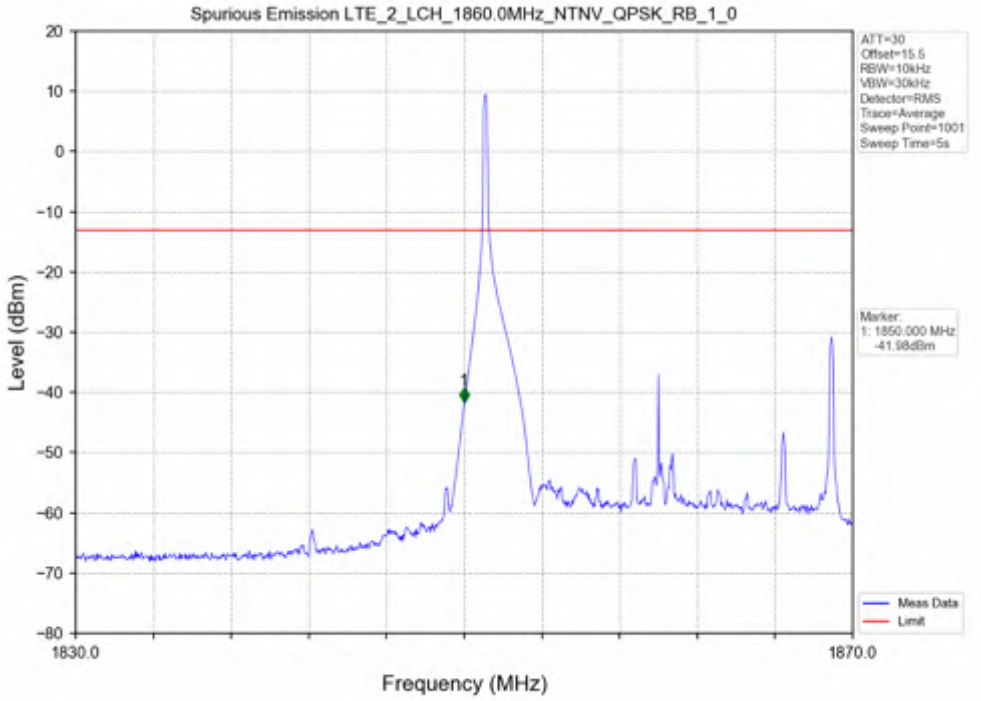
Spurious Emission LTE_2_LCH_1860.0MHz_NTNV_QPSK_RB_1_0
ATT=30
Offset=15.5
RBW=10kHz
VBW=30kHz
Detector=RMS
Trace=Average
Sweep Point=1001
Sweep Time=5s
Marker
1: 1850.000 MHz
-41.98dBm
Meas Data
Limit
Level (dBm)
Frequency (MHz)
1830.0
1870.0

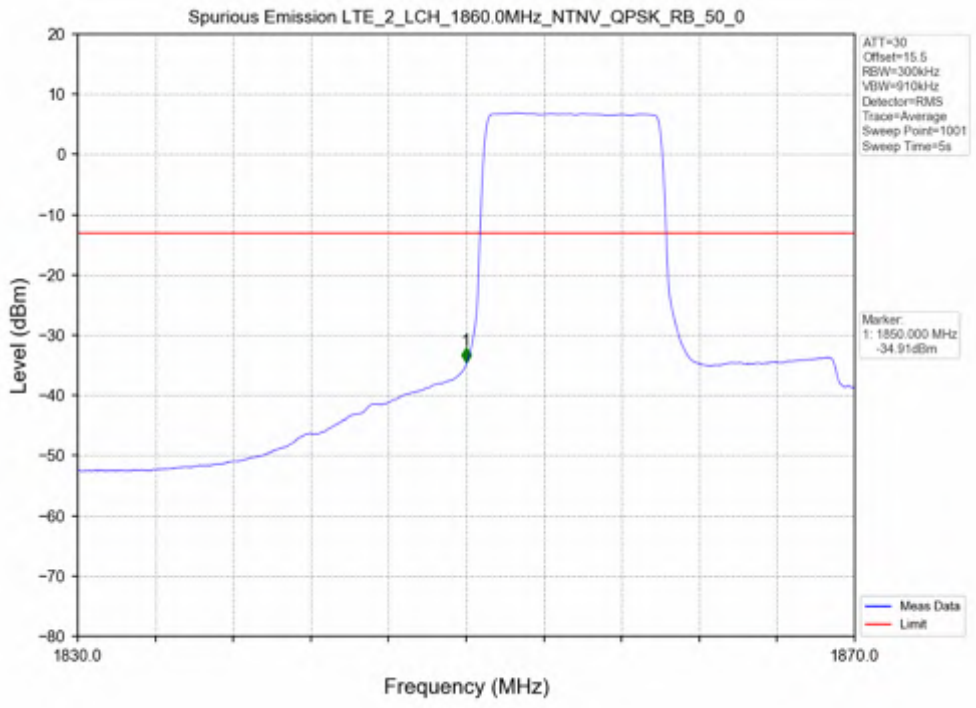
Spurious Emission LTE_2_LCH_1860.0MHz_NTNV_QPSK_RB_50_0
ATT=30
Offset=15.5
RBW=300kHz
VBW=910kHz
Detector=RMS
Trace=Average
Sweep Point=1001
Sweep Time=5s
Marker
1: 1850.000 MHz
-34.91dBm
Meas Data
Limit
Level (dBm)
Frequency (MHz)
1830.0
1870.0

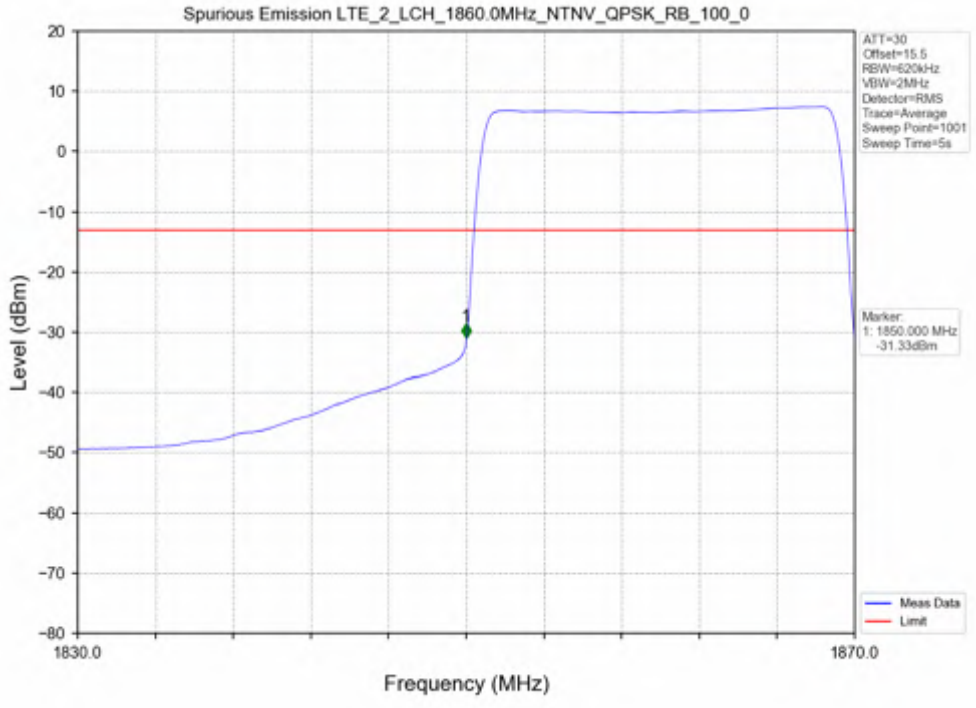
Spurious Emission LTE_2_LCH_1860.0MHz_NTNV_QPSK_RB_100_0
ATT=30
Offset=15.5
RBW=620kHz
VBW=2MHz
Detector=RMS
Trace=Average
Sweep Point=1001
Sweep Time=5s
Marker
1: 1850.000 MHz
-31.33dBm
Meas Data
Limit
Level (dBm)
Frequency (MHz)
1830.0
1870.0

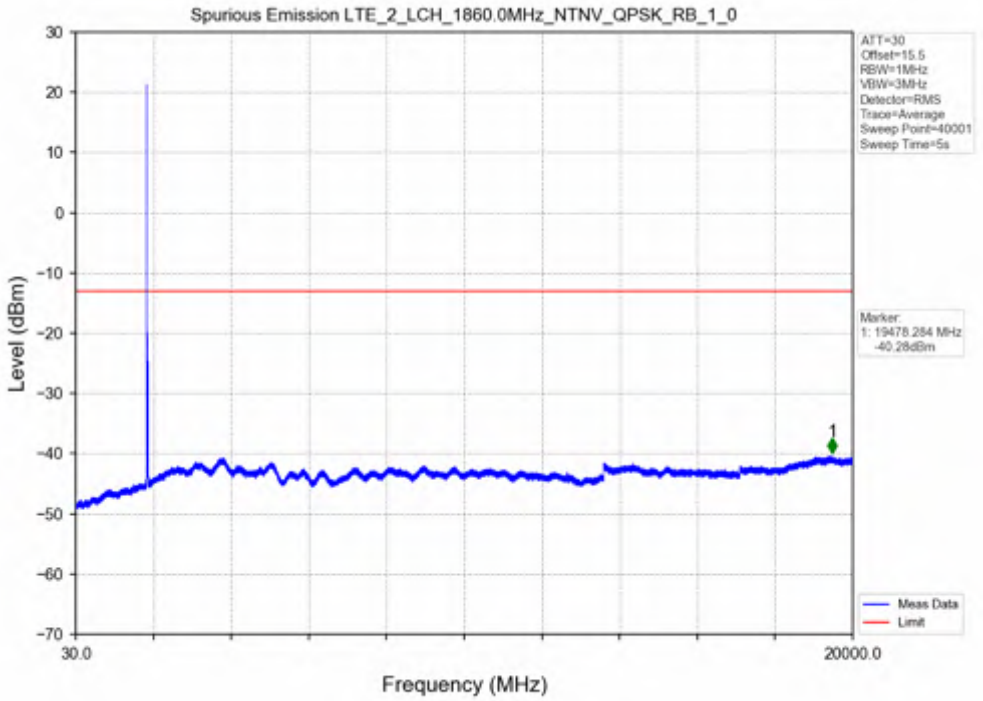
Spurious Emission LTE_2_LCH_1860.0MHz_NTNV_QPSK_RB_1_0
ATT=30
Offset=15.5
RBW=1MHz
VBW=3MHz
Detector=RMS
Trace=Average
Sweep Point=40001
Sweep Time=5s
Marker
1: 19478.284 MHz
-40.28dBm
Meas Data
Limit
Level (dBm)
Frequency (MHz)
30.0
20000.0

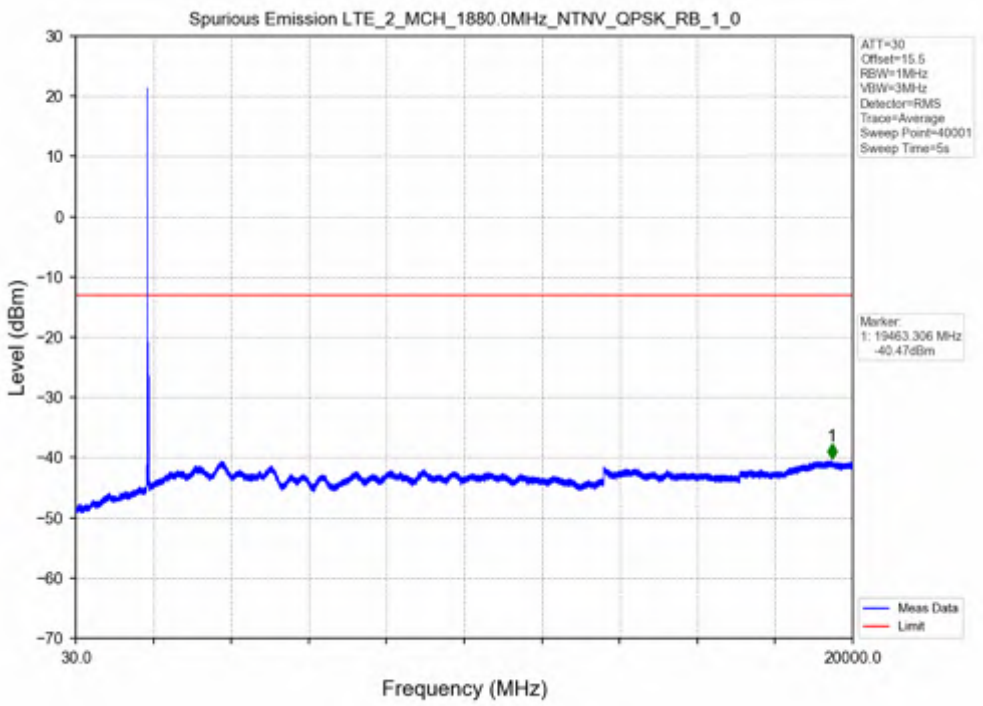
Spurious Emission LTE_2_MCH_1880.0MHz_NTNV_QPSK_RB_1_0
ATT=30
Offset=15.5
RBW=1MHz
VBW=3MHz
Detector=RMS
Trace=Average
Sweep Point=40001
Sweep Time=5s
Marker
1: 19463.306 MHz
-40.47dBm
Meas Data
Limit
Level (dBm)
Frequency (MHz)
30.0
20000.0

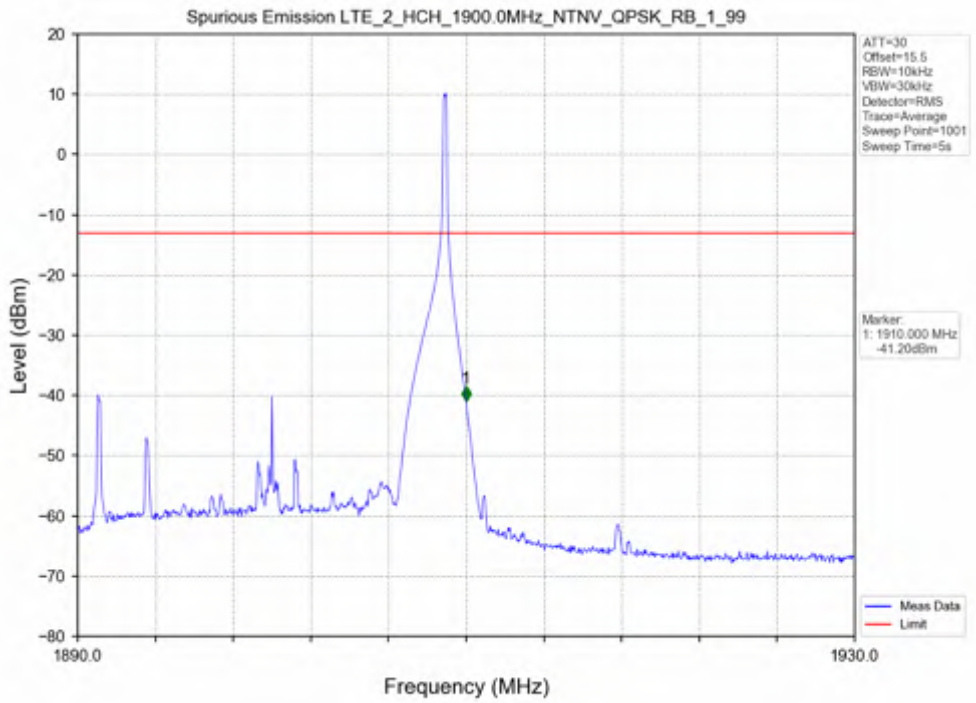
Spurious Emission LTE_2_HCH_1900.0MHz_NTNV_QPSK_RB_1_99
ATT=30
Offset=15.5
RBW=10kHz
VBW=30kHz
Detector=RMS
Trace=Average
Sweep Point=1001
Sweep Time=5s
Marker
1: 1910.000 MHz
-41.20dBm
Meas Data
Limit
Level (dBm)
Frequency (MHz)
1890.0
1930.0

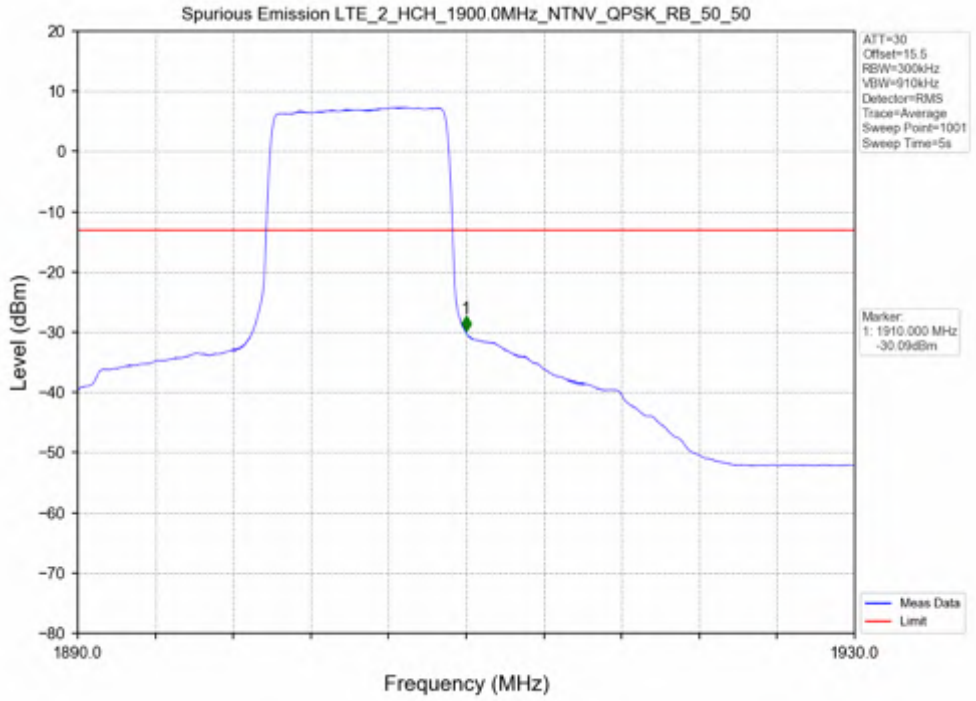
Spurious Emission LTE_2_HCH_1900.0MHz_NTNV_QPSK_RB_50_50
ATT=30
Offset=15.5
RBW=300kHz
VBW=910kHz
Detector=RMS
Trace=Average
Sweep Point=1001
Sweep Time=5s
Marker
1: 1910.000 MHz
-30.09dBm
Meas Data
Limit
Level (dBm)
Frequency (MHz)
1890.0
1930.0

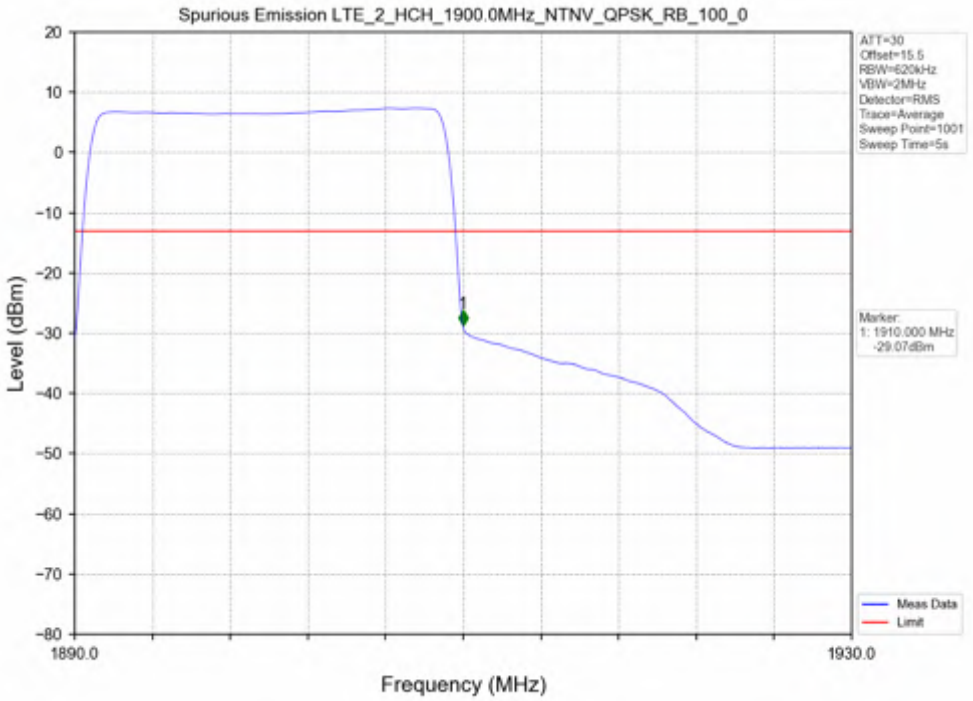
Spurious Emission LTE_2_HCH_1900.0MHz_NTNV_QPSK_RB_100_0
ATT=30
Offset=15.5
RBW=620kHz
VBW=2MHz
Detector=RMS
Trace=Average
Sweep Point=1001
Sweep Time=5s
Marker
1: 1910.000 MHz
-29.07dBm
Meas Data
Limit
Level (dBm)
Frequency (MHz)
1890.0
1930.0

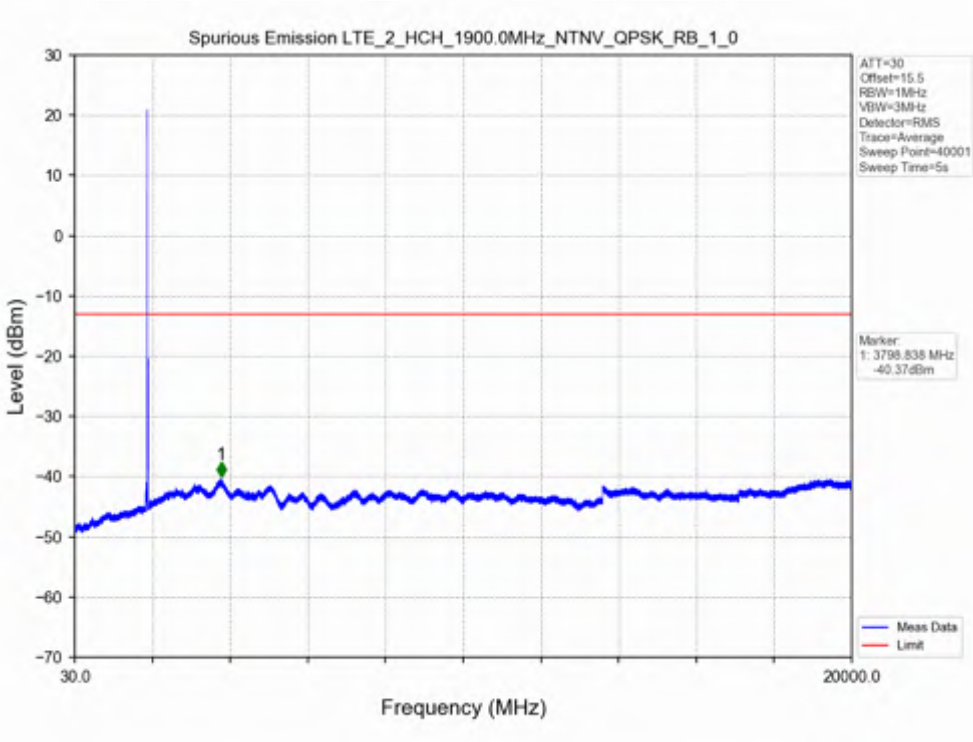
Spurious Emission LTE_2_HCH_1900.0MHz_NTNV_QPSK_RB_1_0
ATT=30
Offset=15.5
RBW=1MHz
VBW=3MHz
Detector=RMS
Trace=Average
Sweep Point=40001
Sweep Time=5s
Marker
1: 3798.838 MHz
-40.37dBm
Meas Data
Limit
Level (dBm)
Frequency (MHz)
30.0
20000.0

Band 4

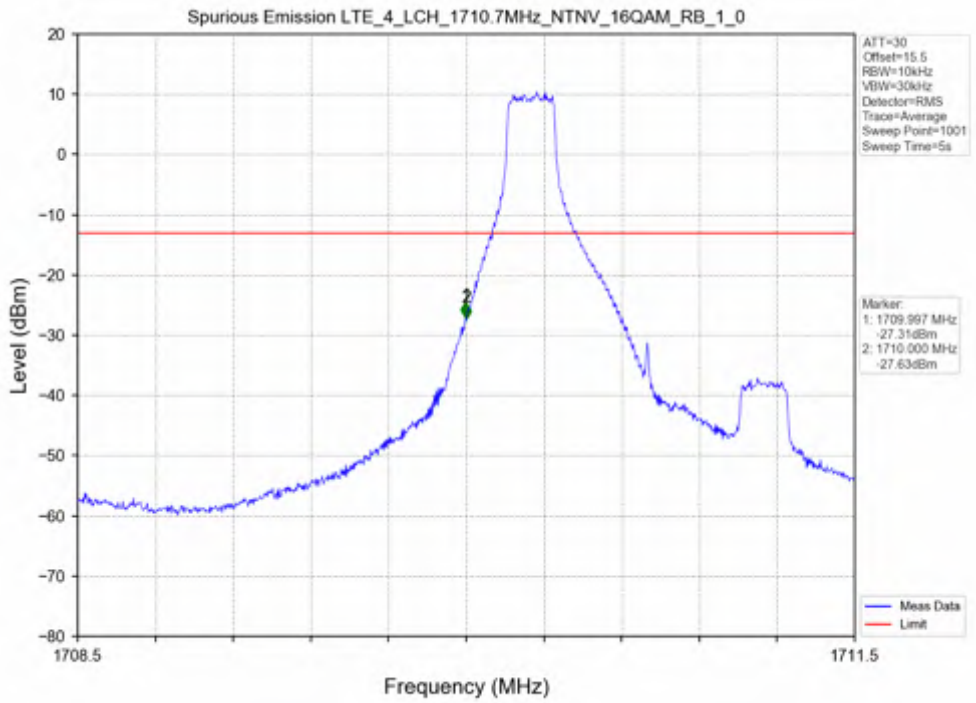
Spurious Emission LTE_4_LCH_1710.7MHz_NTNV_16QAM_RB_1_0
ATT=30
Offset=15.5
RBW=10kHz
VBW=30kHz
Detector=RMS
Trace=Average
Sweep Point=1001
Sweep Time=5s
Marker:
1: 1709.997 MHz
-27.31dBm
2: 1710.000 MHz
-27.63dBm
Meas Data
Limit
Level (dBm)
Frequency (MHz)
1708.5
1711.5

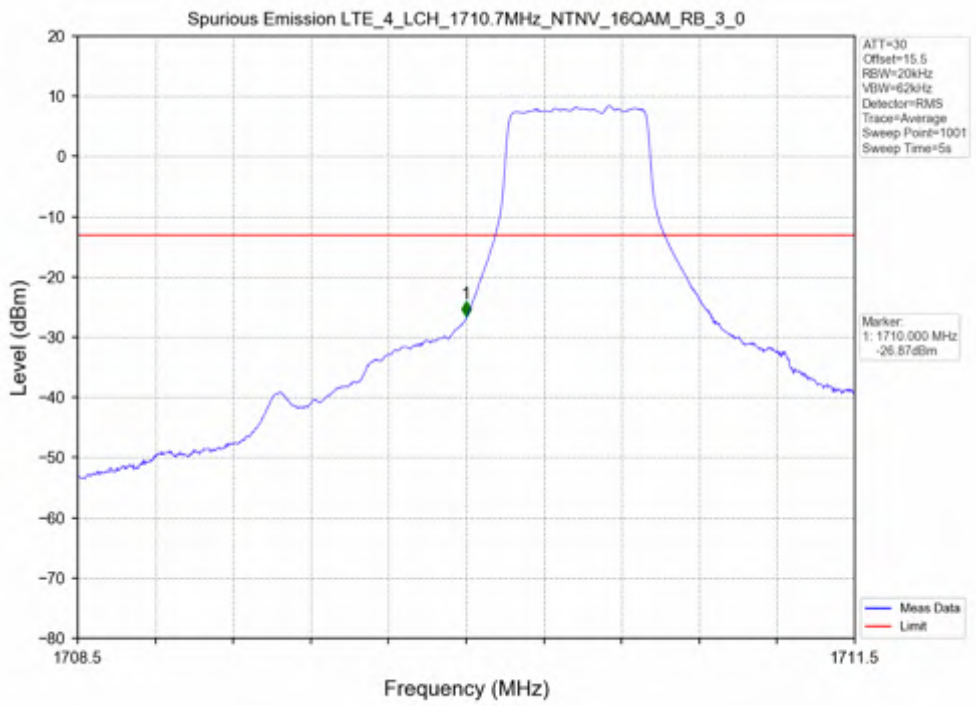
Spurious Emission LTE_4_LCH_1710.7MHz_NTNV_16QAM_RB_3_0
ATT=30
Offset=15.5
RBW=20kHz
VBW=62kHz
Detector=RMS
Trace=Average
Sweep Point=1001
Sweep Time=5s
Marker:
1: 1710.000 MHz
-26.87dBm
Meas Data
Limit
Level (dBm)
Frequency (MHz)
1708.5
1711.5

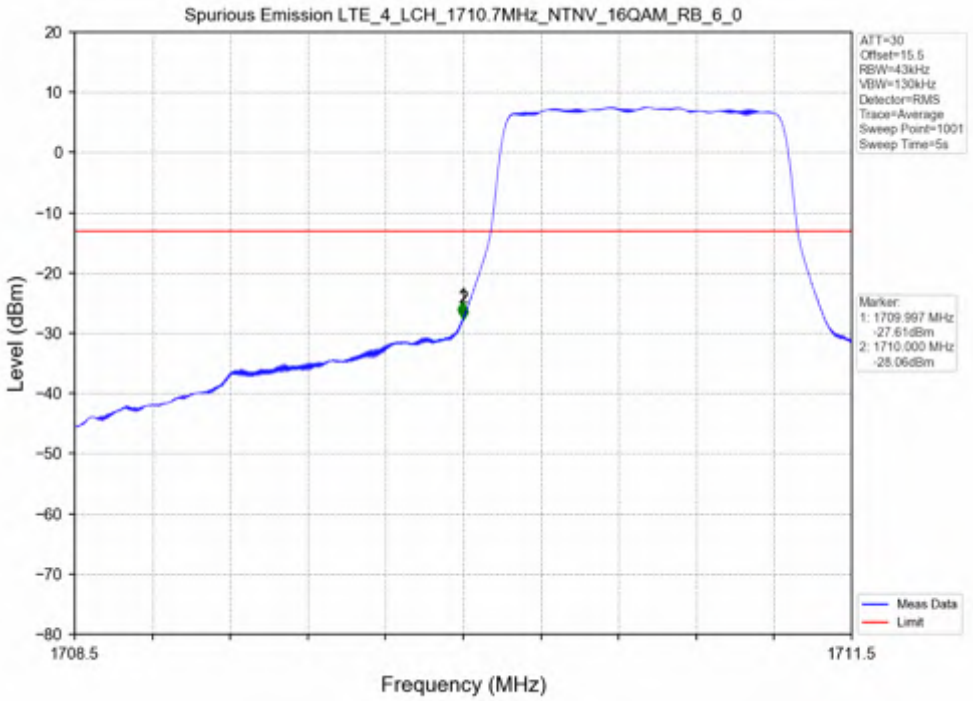
Spurious Emission LTE_4_LCH_1710.7MHz_NTNV_16QAM_RB_6_0
ATT=30
Offset=15.5
RBW=43kHz
VBW=130kHz
Detector=RMS
Trace=Average
Sweep Point=1001
Sweep Time=5s
Marker:
1: 1709.997 MHz
-27.61dBm
2: 1710.000 MHz
-28.06dBm
Meas Data
Limit
Level (dBm)
Frequency (MHz)
1708.5
1711.5

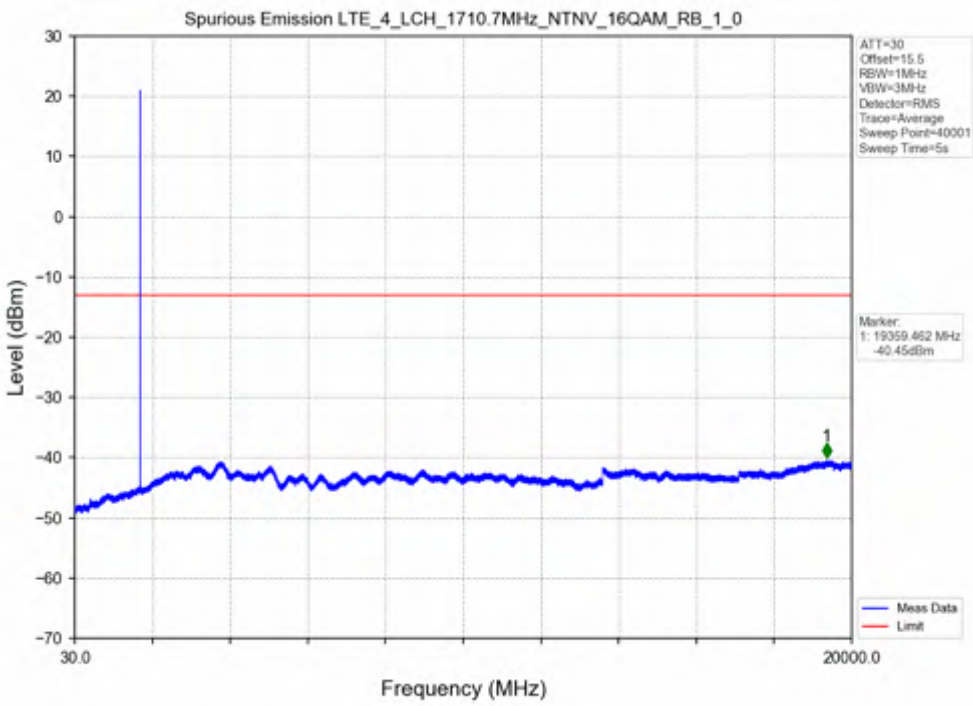
Spurious Emission LTE_4_LCH_1710.7MHz_NTNV_16QAM_RB_1_0
ATT=30
Offset=15.5
RBW=1MHz
VBW=3MHz
Detector=RMS
Trace=Average
Sweep Point=40001
Sweep Time=5s
Marker:
1: 19359.462 MHz
-40.45dBm
Meas Data
Limit
Level (dBm)
Frequency (MHz)
30.0
20000.0

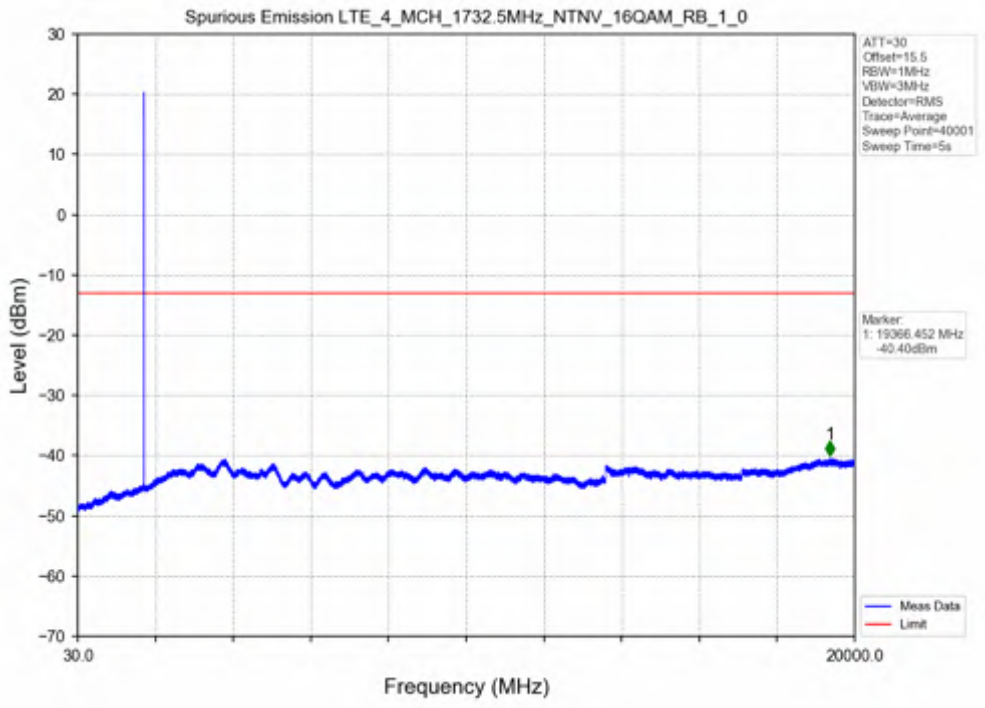
Spurious Emission LTE_4_MCH_1732.5MHz_NTNV_16QAM_RB_1_0
ATT=30
Offset=15.5
RBW=1MHz
VBW=3MHz
Detector=RMS
Trace=Average
Sweep Point=40001
Sweep Time=5s
Marker:
1: 19366.452 MHz
-40.40dBm
Meas Data
Limit
Level (dBm)
Frequency (MHz)
30.0
20000.0

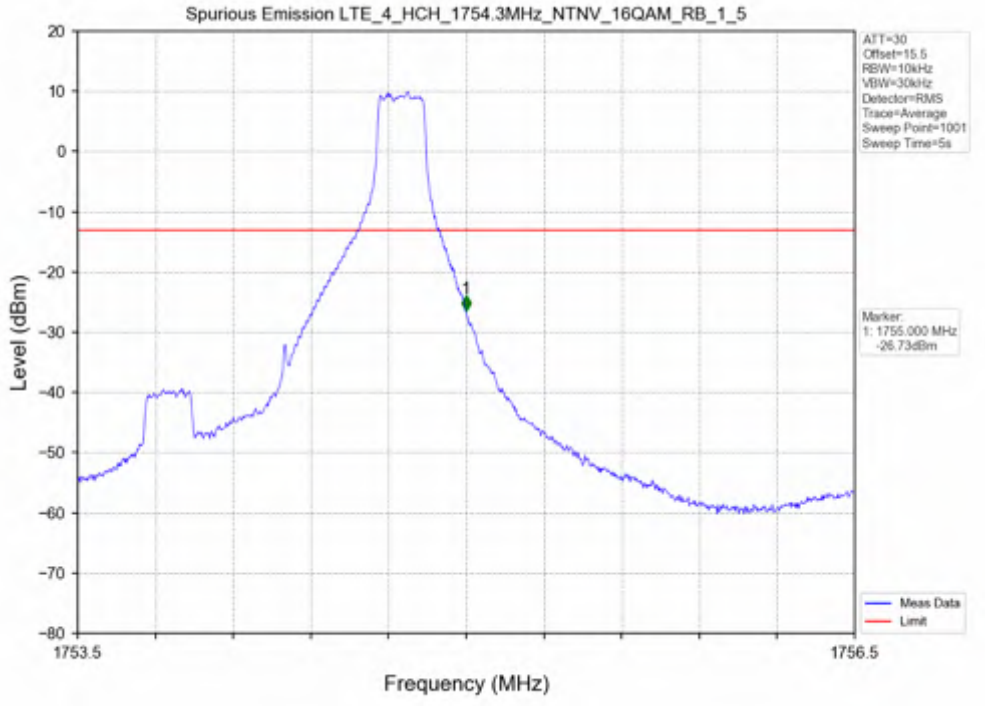
Spurious Emission LTE_4_HCH_1754.3MHz_NTNV_16QAM_RB_1_5
ATT=30
Offset=15.5
RBW=10kHz
VBW=30kHz
Detector=RMS
Trace=Average
Sweep Point=1001
Sweep Time=5s
Marker:
1: 1755.000 MHz
-26.73dBm
Meas Data
Limit
Level (dBm)
Frequency (MHz)
1753.5
1756.5

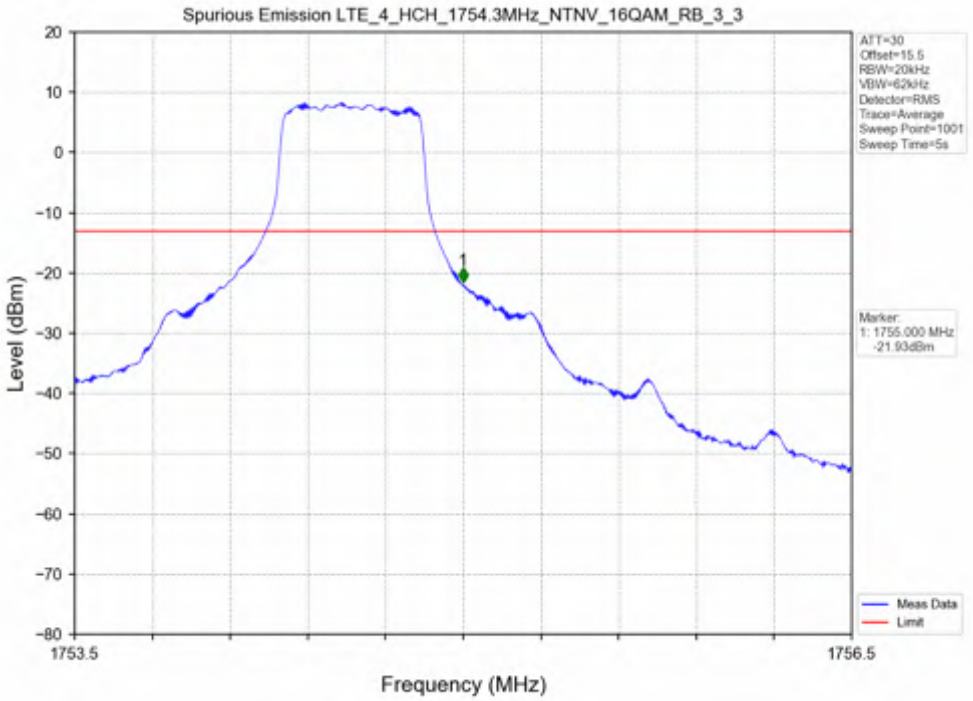
Spurious Emission LTE_4_HCH_1754.3MHz_NTNV_16QAM_RB_3_3
ATT=30
Offset=15.5
RBW=20kHz
VBW=62kHz
Detector=RMS
Trace=Average
Sweep Point=1001
Sweep Time=5s
Marker:
1: 1755.000 MHz
-21.93dBm
Meas Data
Limit
Level (dBm)
Frequency (MHz)
1753.5
1756.5

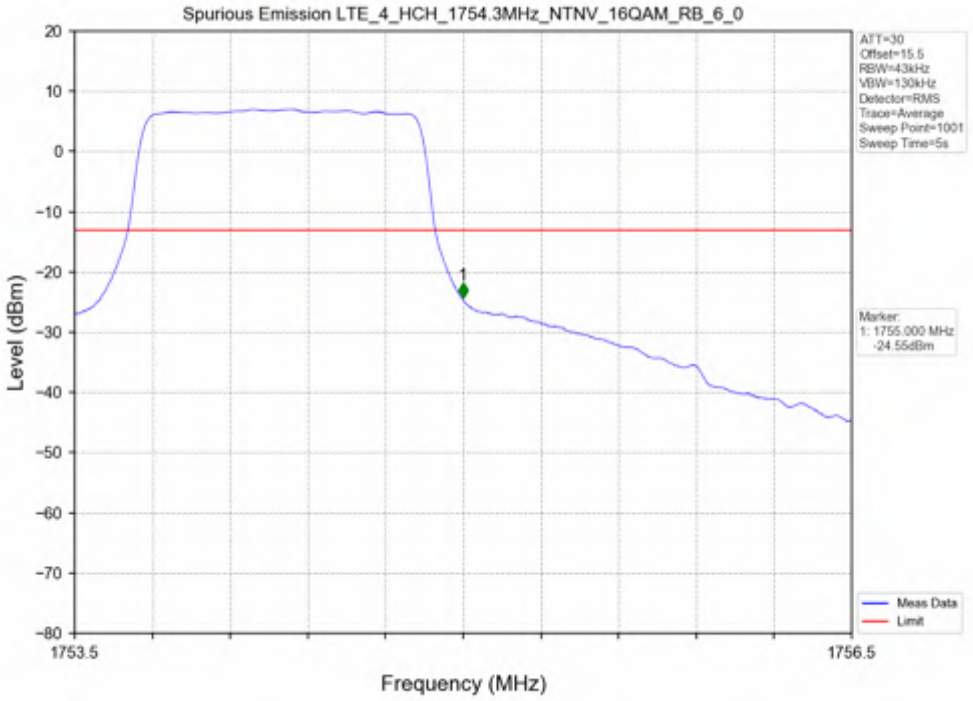
Spurious Emission LTE_4_HCH_1754.3MHz_NTNV_16QAM_RB_6_0
ATT=30
Offset=15.5
RBW=43kHz
VBW=130kHz
Detector=RMS
Trace=Average
Sweep Point=1001
Sweep Time=5s
Marker:
1: 1755.000 MHz
-24.55dBm
Meas Data
Limit
Level (dBm)
Frequency (MHz)
1753.5
1756.5

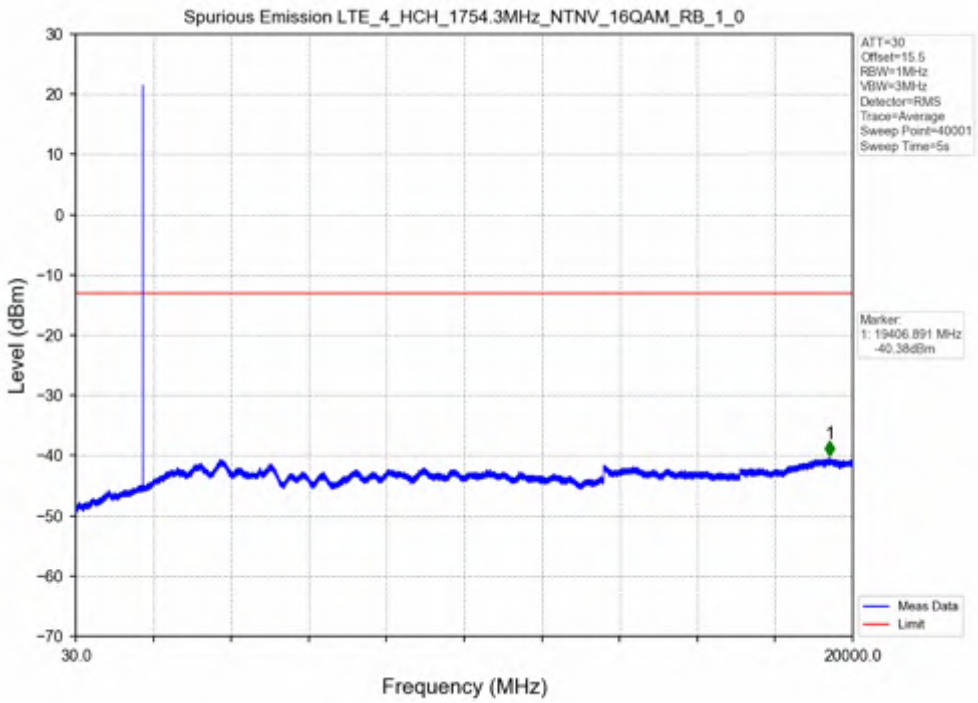
Spurious Emission LTE_4_HCH_1754.3MHz_NTNV_16QAM_RB_1_0
ATT=30
Offset=15.5
RBW=1MHz
VBW=3MHz
Detector=RMS
Trace=Average
Sweep Point=40001
Sweep Time=5s
Marker:
1: 19406.891 MHz
-40.38dBm
Meas Data
Limit
Level (dBm)
Frequency (MHz)
30.0
20000.0

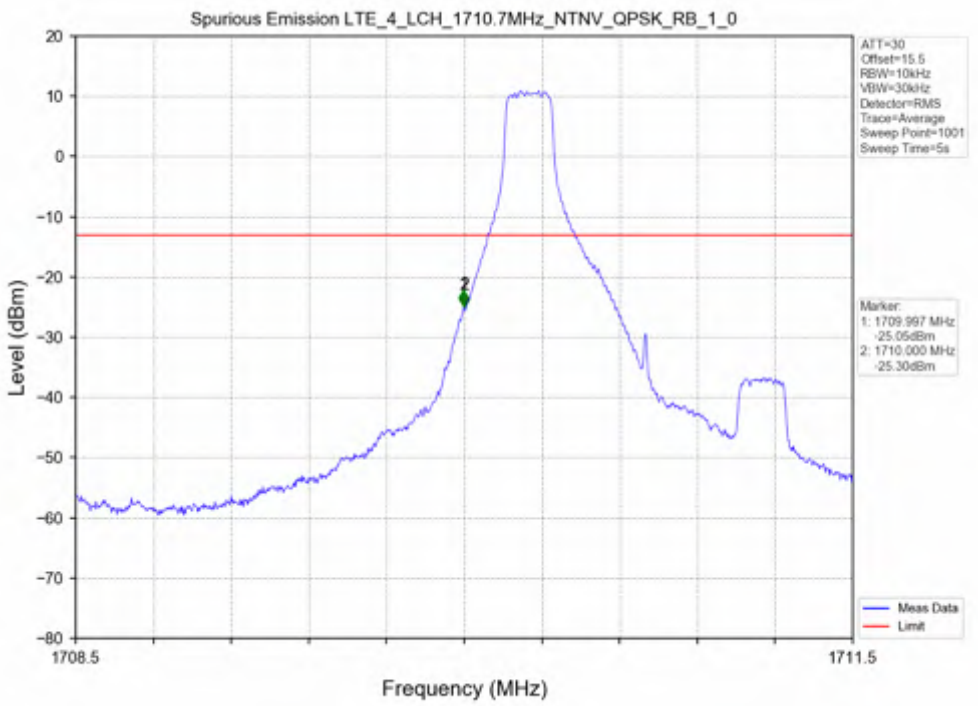
Spurious Emission LTE_4_LCH_1710.7MHz_NTNV_QPSK_RB_1_0
ATT=30
Offset=15.5
RBW=10kHz
VBW=30kHz
Detector=RMS
Trace=Average
Sweep Point=1001
Sweep Time=5s
Marker:
1: 1709.997 MHz
-25.05dBm
2: 1710.000 MHz
-25.30dBm
Meas Data
Limit
Level (dBm)
Frequency (MHz)
1708.5
1711.5

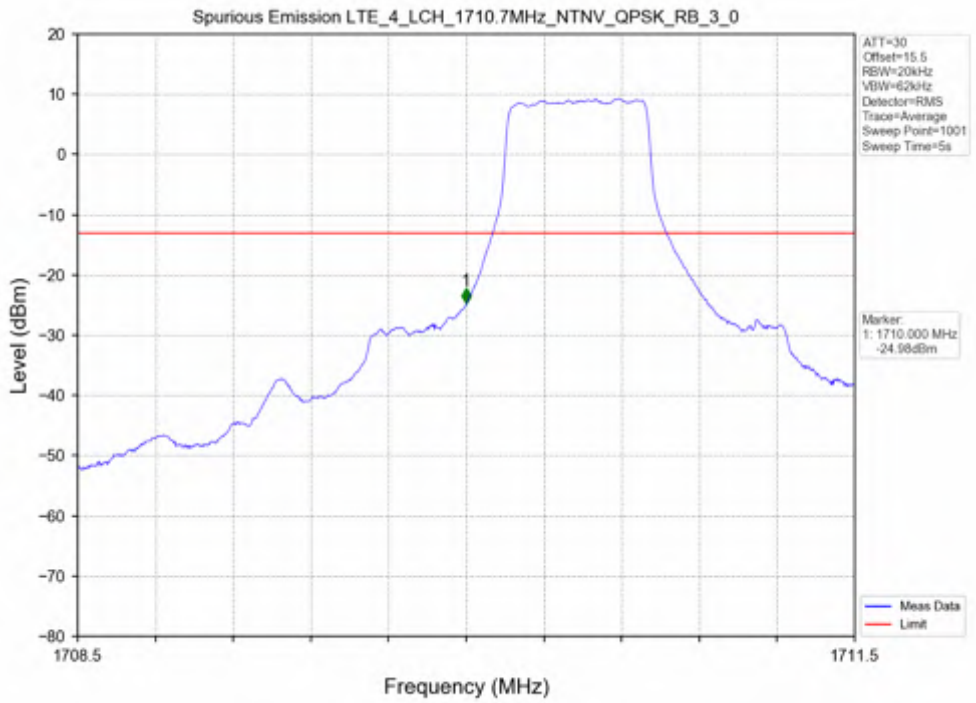
Spurious Emission LTE_4_LCH_1710.7MHz_NTNV_QPSK_RB_3_0
ATT=30
Offset=15.5
RBW=20kHz
VBW=62kHz
Detector=RMS
Trace=Average
Sweep Point=1001
Sweep Time=5s
Marker
1: 1710.000 MHz
-24.98dBm
Meas Data
Limit
Level (dBm)
Frequency (MHz)
1708.5
1711.5

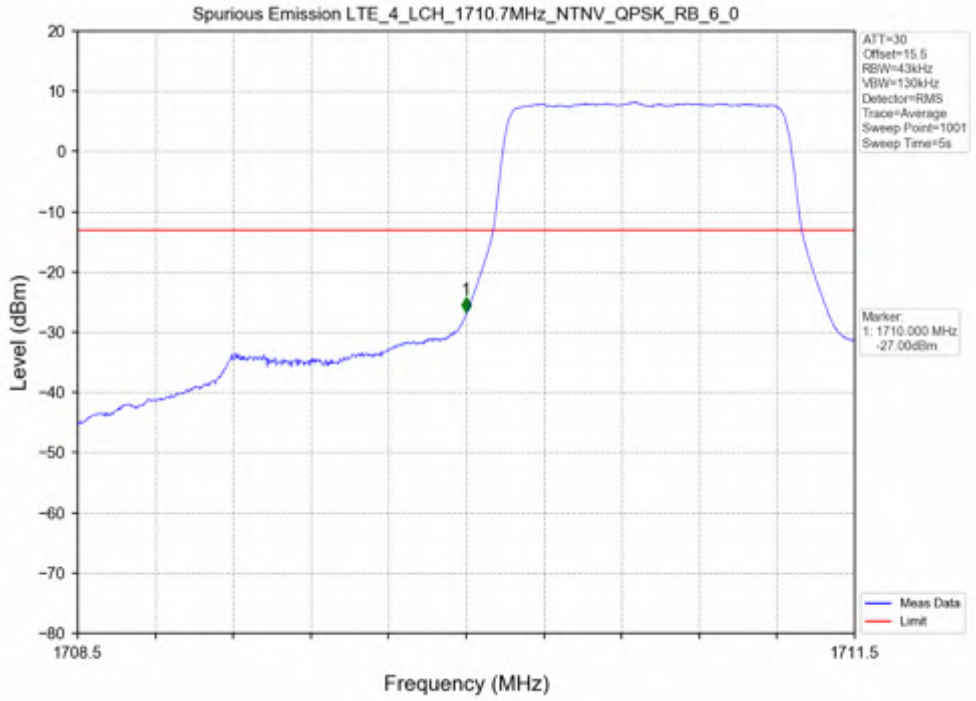
Spurious Emission LTE_4_LCH_1710.7MHz_NTNV_QPSK_RB_6_0
ATT=30
Offset=15.5
RBW=43kHz
VBW=130kHz
Detector=RMS
Trace=Average
Sweep Point=1001
Sweep Time=5s
Marker
1: 1710.000 MHz
-27.00dBm
Meas Data
Limit
Level (dBm)
Frequency (MHz)
1708.5
1711.5

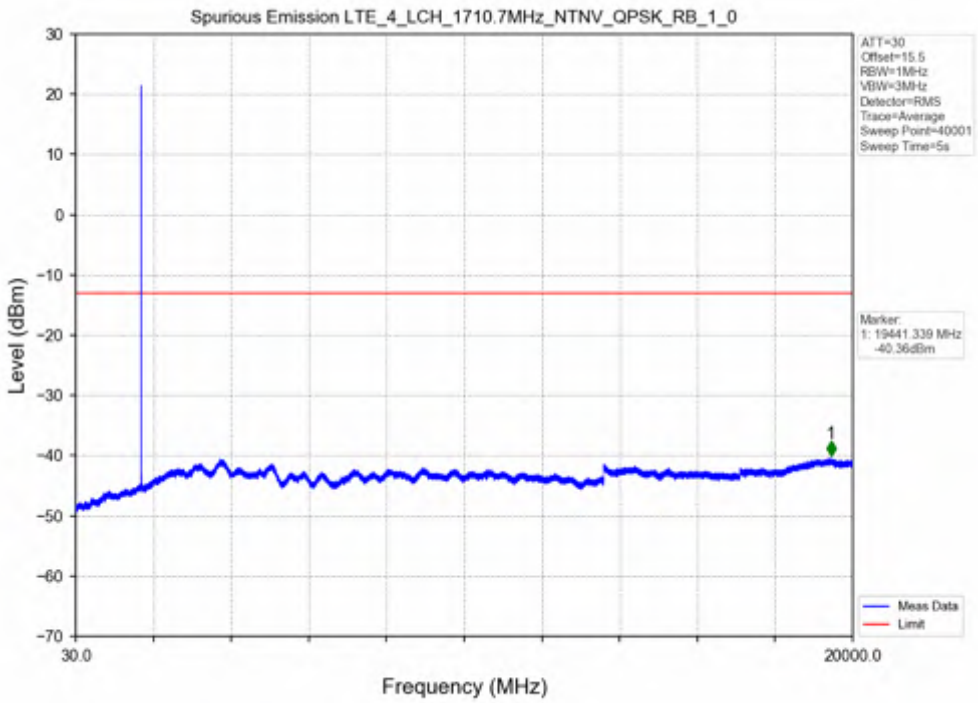
Spurious Emission LTE_4_LCH_1710.7MHz_NTNV_QPSK_RB_1_0
ATT=30
Offset=15.5
RBW=1MHz
VBW=3MHz
Detector=RMS
Trace=Average
Sweep Point=40001
Sweep Time=5s
Marker
1: 19441.339 MHz
-40.36dBm
Meas Data
Limit
Level (dBm)
Frequency (MHz)
30.0
20000.0

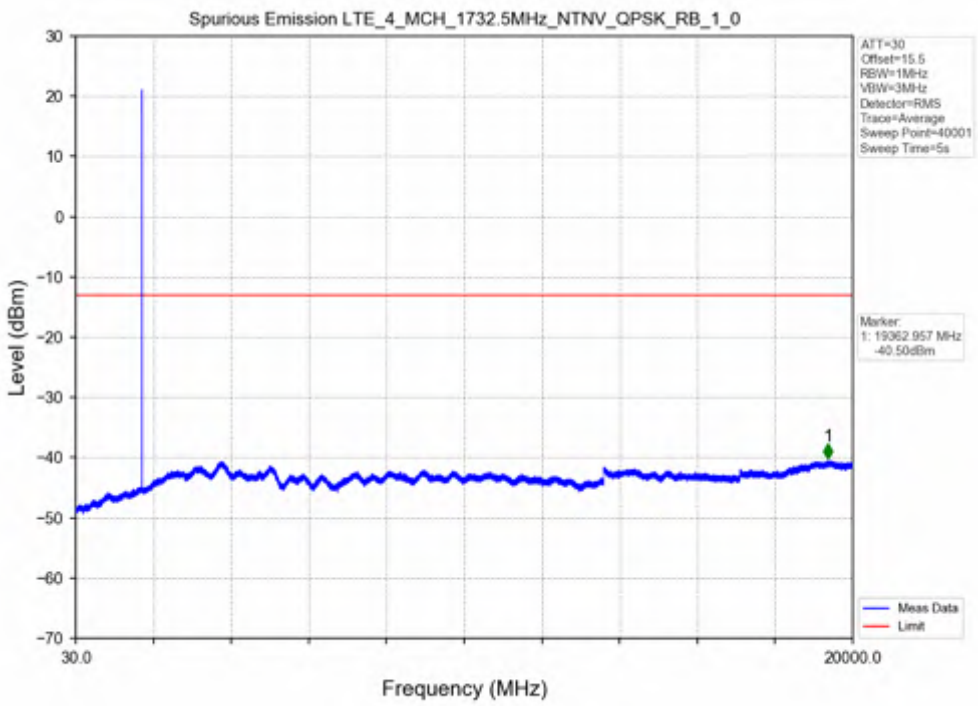
Spurious Emission LTE_4_MCH_1732.5MHz_NTNV_QPSK_RB_1_0
ATT=30
Offset=15.5
RBW=1MHz
VBW=3MHz
Detector=RMS
Trace=Average
Sweep Point=40001
Sweep Time=5s
Marker
1: 19362.957 MHz
-40.50dBm
Meas Data
Limit
Level (dBm)
Frequency (MHz)
30.0
20000.0

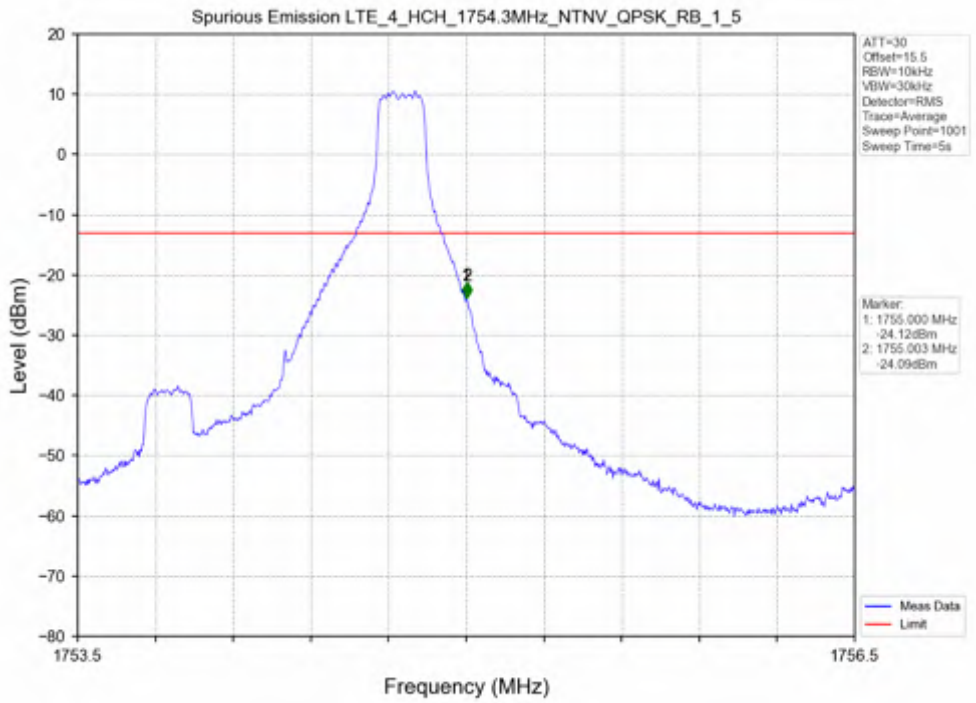
Spurious Emission LTE_4_HCH_1754.3MHz_NTNV_QPSK_RB_1_5
ATT=30
Offset=15.5
RBW=10kHz
VBW=30kHz
Detector=RMS
Trace=Average
Sweep Point=1001
Sweep Time=5s
Marker:
1: 1755.000 MHz
-24.12dBm
2: 1755.003 MHz
-24.09dBm
Meas Data
Limit
Level (dBm)
Frequency (MHz)
1753.5
1756.5

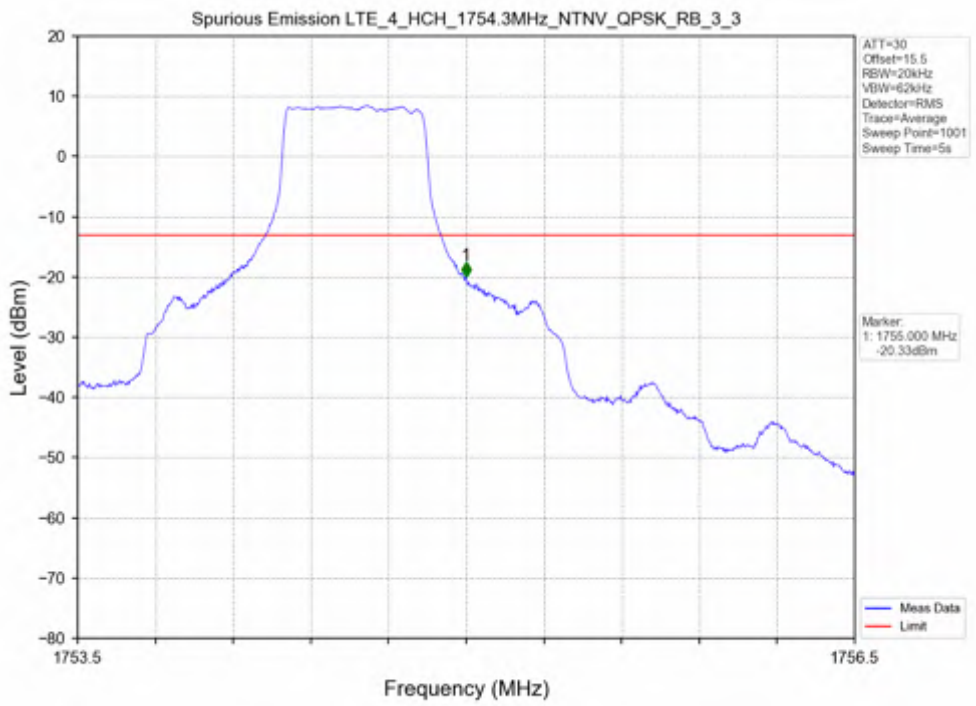
Spurious Emission LTE_4_HCH_1754.3MHz_NTNV_QPSK_RB_3_3
ATT=30
Offset=15.5
RBW=20kHz
VBW=62kHz
Detector=RMS
Trace=Average
Sweep Point=1001
Sweep Time=5s
Marker:
1: 1755.000 MHz
-20.33dBm
Meas Data
Limit
Level (dBm)
Frequency (MHz)
1753.5
1756.5

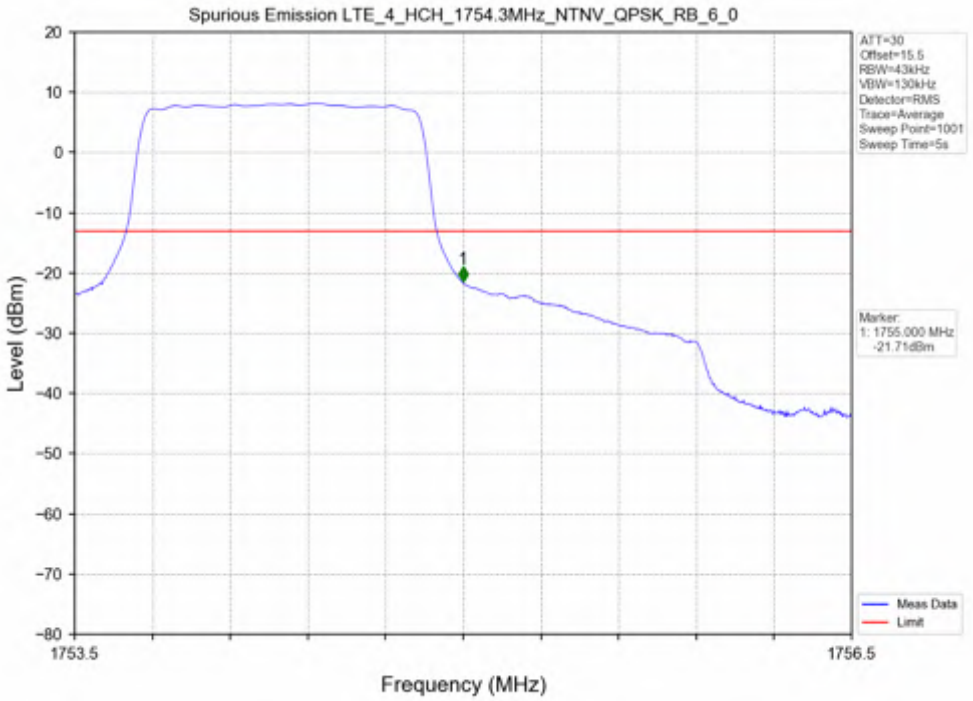
Spurious Emission LTE_4_HCH_1754.3MHz_NTNV_QPSK_RB_6_0
ATT=30
Offset=15.5
RBW=43kHz
VBW=130kHz
Detector=RMS
Trace=Average
Sweep Point=1001
Sweep Time=5s
Marker
1: 1755.000 MHz
-21.71dBm
Meas Data
Limit
Level (dBm)
Frequency (MHz)
1753.5
1756.5

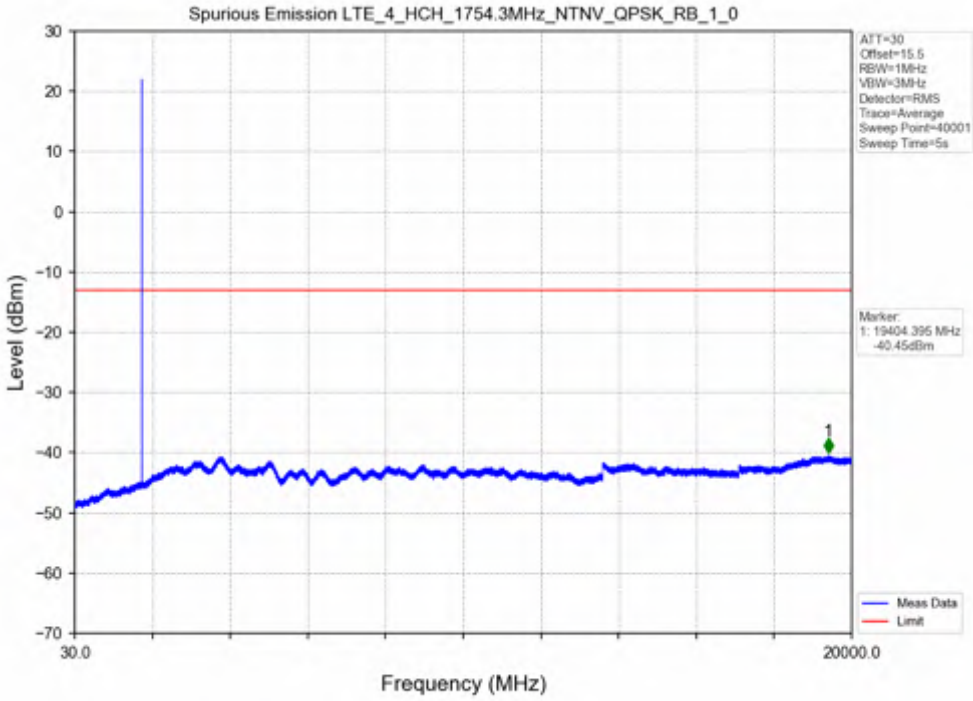
Spurious Emission LTE_4_HCH_1754.3MHz_NTNV_QPSK_RB_1_0
ATT=30
Offset=15.5
RBW=1MHz
VBW=3MHz
Detector=RMS
Trace=Average
Sweep Point=40001
Sweep Time=5s
Marker
1: 19404.395 MHz
-40.45dBm
Meas Data
Limit
Level (dBm)
Frequency (MHz)
30.0
20000.0

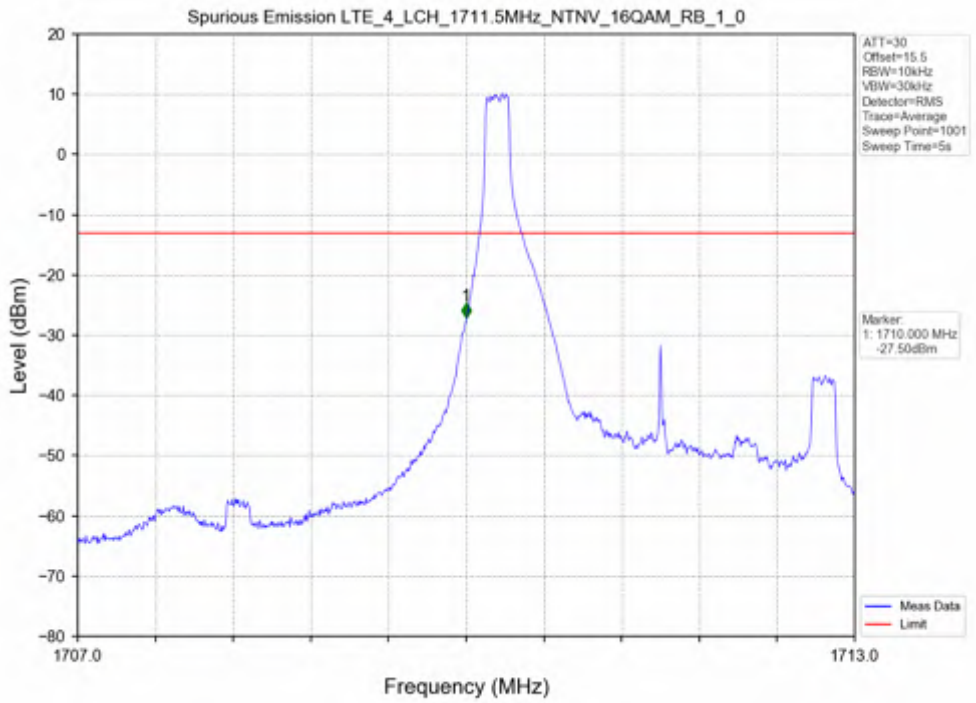
Spurious Emission LTE_4_LCH_1711.5MHz_NTNV_16QAM_RB_1_0
ATT=30
Offset=15.5
RBW=10kHz
VBW=30kHz
Detector=RMS
Trace=Average
Sweep Point=1001
Sweep Time=5s
Marker
1: 1710.000 MHz
-27.50dBm
Meas Data
Limit
Level (dBm)
Frequency (MHz)
1707.0
1713.0

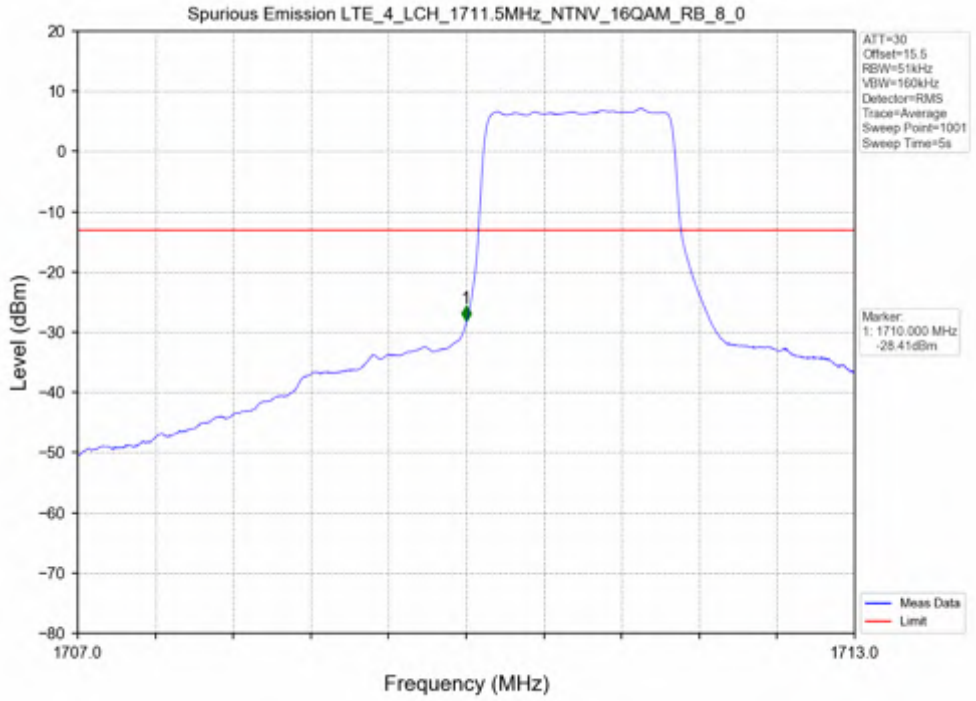
Spurious Emission LTE_4_LCH_1711.5MHz_NTNV_16QAM_RB_8_0
ATT=30
Offset=15.5
RBW=51kHz
VBW=160kHz
Detector=RMS
Trace=Average
Sweep Point=1001
Sweep Time=5s
Marker
1: 1710.000 MHz
-28.41dBm
Meas Data
Limit
Level (dBm)
Frequency (MHz)
1707.0
1713.0

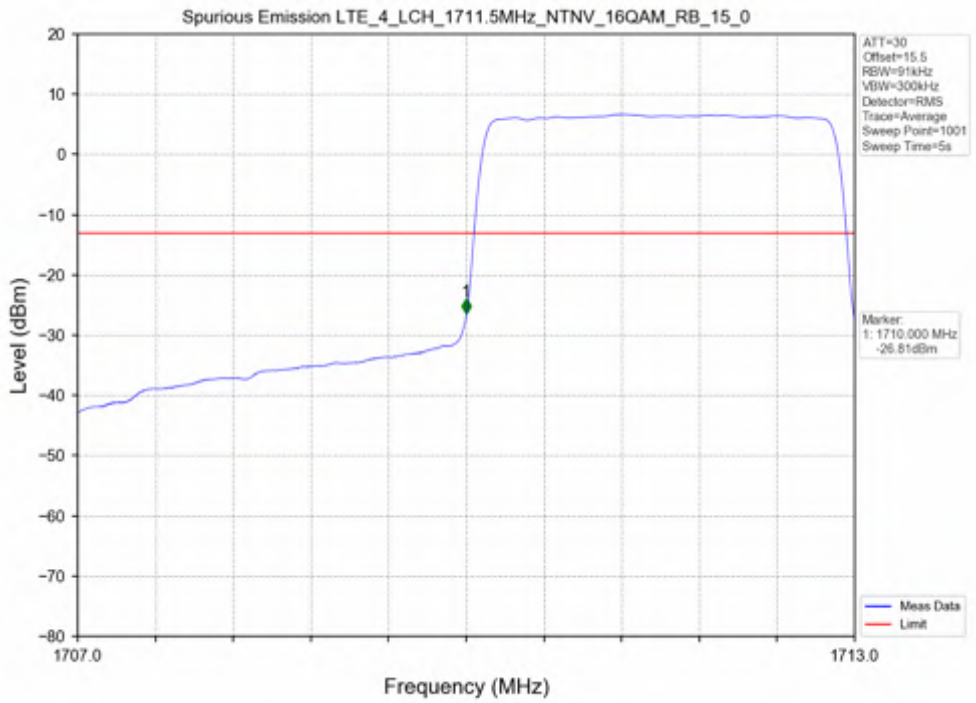
Spurious Emission LTE_4_LCH_1711.5MHz_NTNV_16QAM_RB_15_0
ATT=30
Offset=15.5
RBW=91kHz
VBW=300kHz
Detector=RMS
Trace=Average
Sweep Point=1001
Sweep Time=5s
Marker
1: 1710.000 MHz
-26.81dBm
Meas Data
Limit
Level (dBm)
Frequency (MHz)
1707.0
1713.0

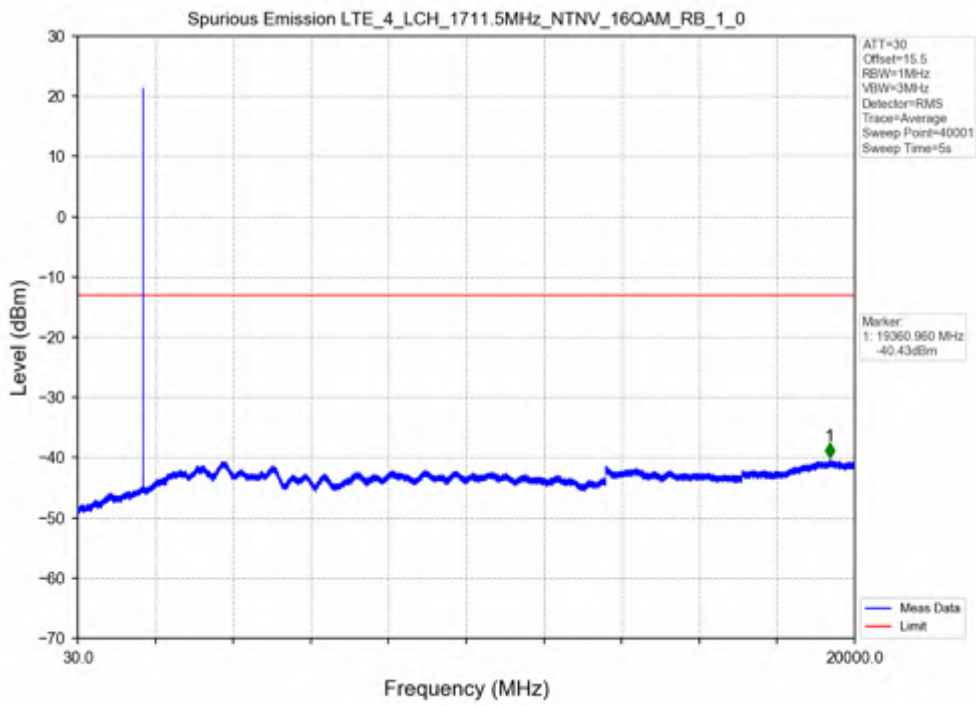
Spurious Emission LTE_4_LCH_1711.5MHz_NTNV_16QAM_RB_1_0
ATT=30
Offset=15.5
RBW=1MHz
VBW=3MHz
Detector=RMS
Trace=Average
Sweep Point=40001
Sweep Time=5s
Marker
1: 19360.960 MHz
-40.43dBm
Meas Data
Limit
Level (dBm)
Frequency (MHz)
30.0
20000.0

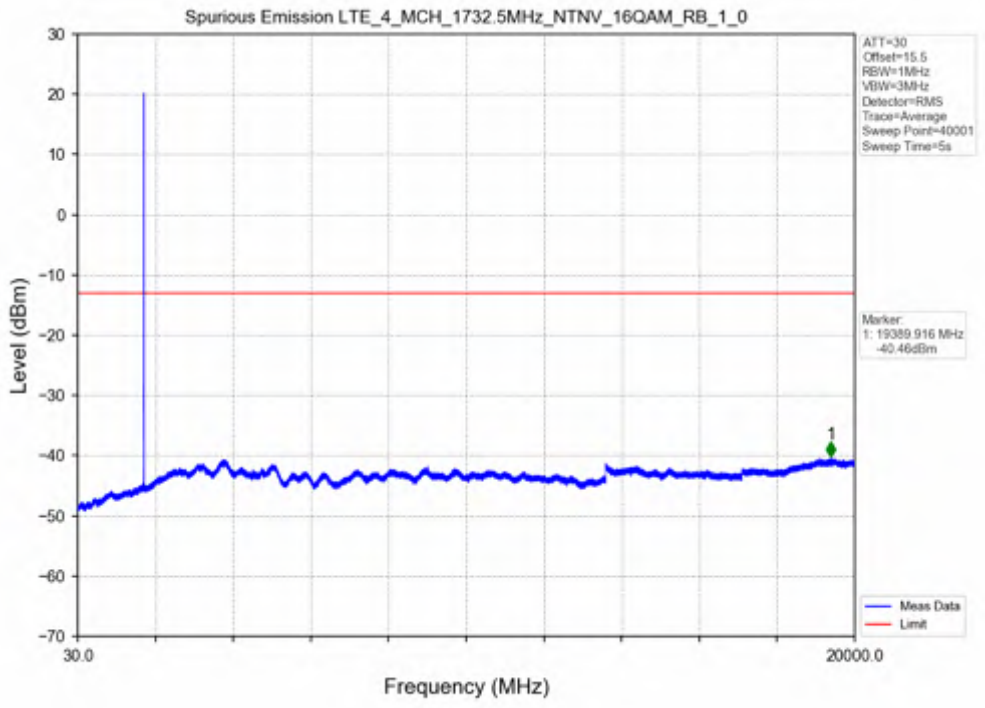
Spurious Emission LTE_4_MCH_1732.5MHz_NTNV_16QAM_RB_1_0
ATT=30
Offset=15.5
RBW=1MHz
VBW=3MHz
Detector=RMS
Trace=Average
Sweep Point=40001
Sweep Time=5s
Marker:
1: 19389.916 MHz
-40.46dBm
Meas Data
Limit
Level (dBm)
Frequency (MHz)
30.0
20000.0

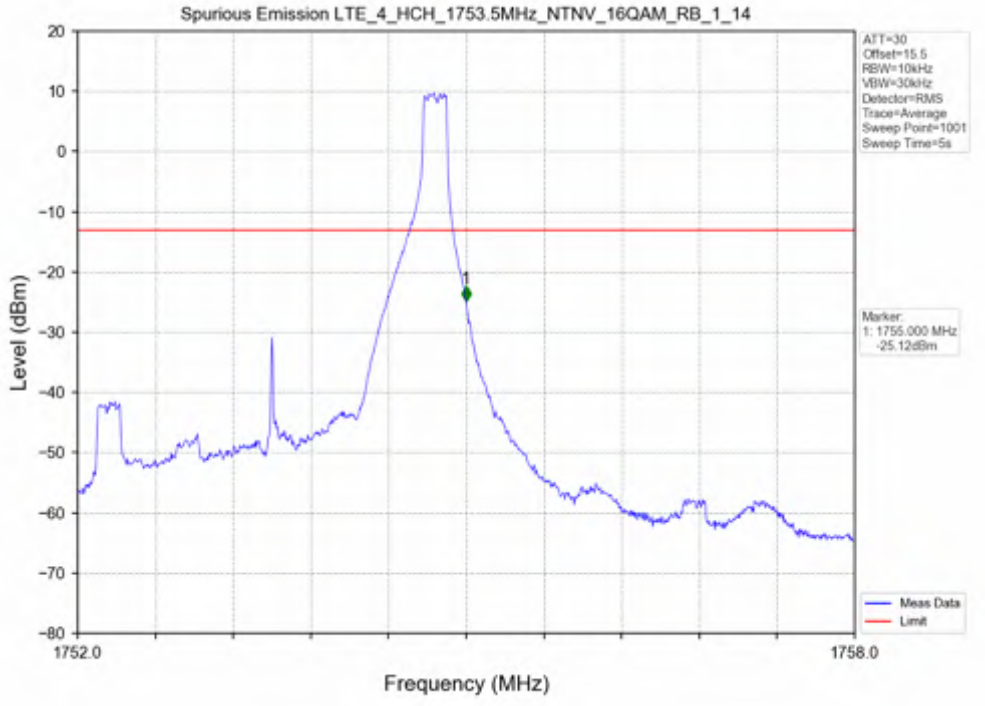
Spurious Emission LTE_4_HCH_1753.5MHz_NTNV_16QAM_RB_1_14
ATT=30
Offset=15.5
RBW=10kHz
VBW=30kHz
Detector=RMS
Trace=Average
Sweep Point=1001
Sweep Time=5s
Marker:
1: 1755.000 MHz
-25.12dBm
Meas Data
Limit
Level (dBm)
Frequency (MHz)
1752.0
1758.0

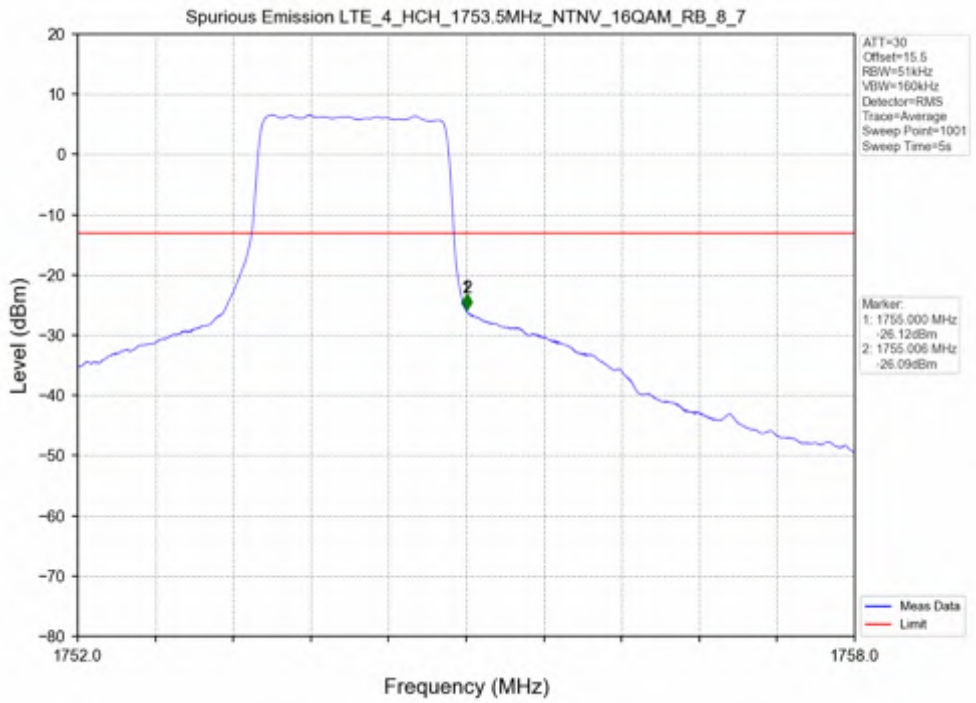
Spurious Emission LTE_4_HCH_1753.5MHz_NTNV_16QAM_RB_8_7
ATT=30
Offset=15.5
RBW=51kHz
VBW=160kHz
Detector=RMS
Trace=Average
Sweep Point=1001
Sweep Time=5s
Marker:
1: 1755.000 MHz
-26.12dBm
2: 1755.006 MHz
-26.09dBm
Meas Data
Limit
Level (dBm)
Frequency (MHz)
1752.0
1758.0

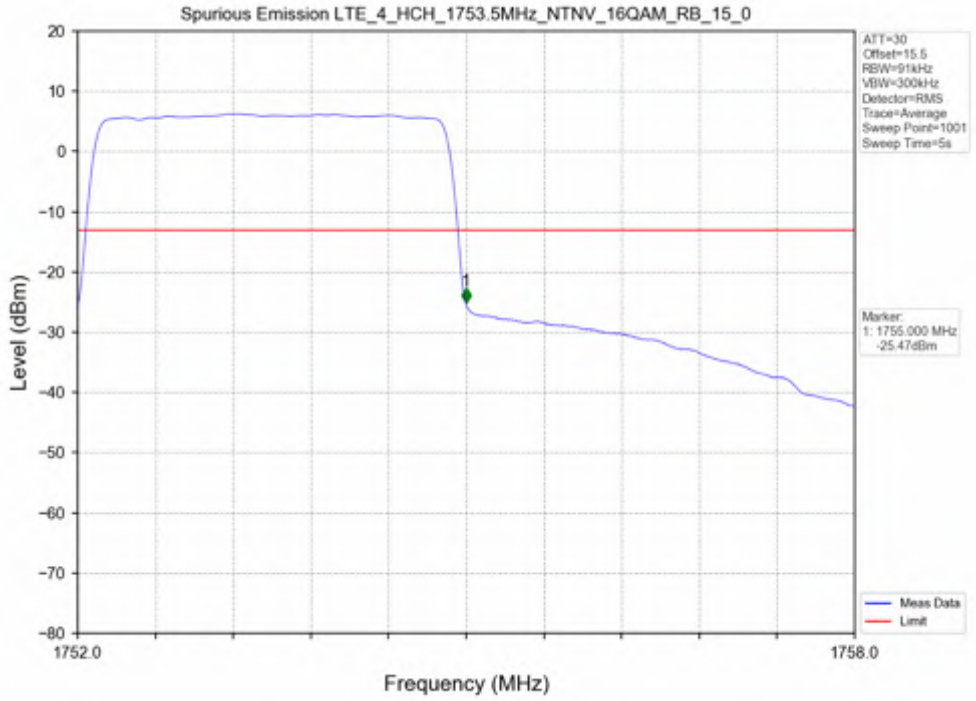
Spurious Emission LTE_4_HCH_1753.5MHz_NTNV_16QAM_RB_15_0
ATT=30
Offset=15.5
RBW=91kHz
VBW=300kHz
Detector=RMS
Trace=Average
Sweep Point=1001
Sweep Time=5s
Marker:
1: 1755.000 MHz
-25.47dBm
Meas Data
Limit
Level (dBm)
Frequency (MHz)
1752.0
1758.0

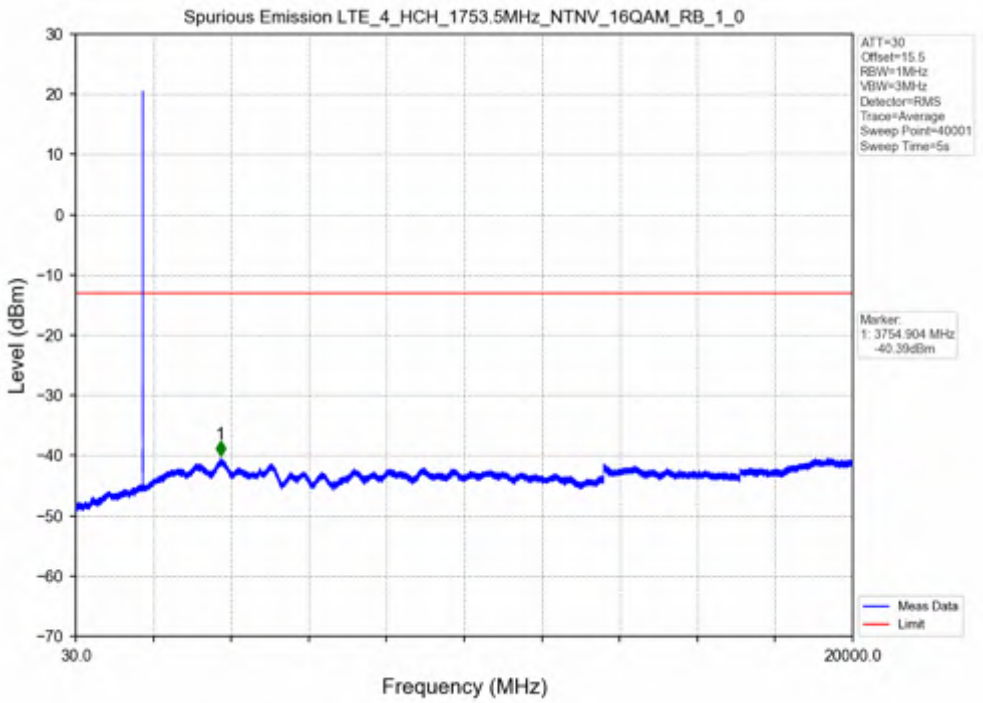
Spurious Emission LTE_4_HCH_1753.5MHz_NTNV_16QAM_RB_1_0
ATT=30
Offset=15.5
RBW=1MHz
VBW=3MHz
Detector=RMS
Trace=Average
Sweep Point=40001
Sweep Time=5s
Marker
1: 3754.904 MHz
-40.39dBm
Meas Data
Limit
Level (dBm)
Frequency (MHz)
30.0
20000.0

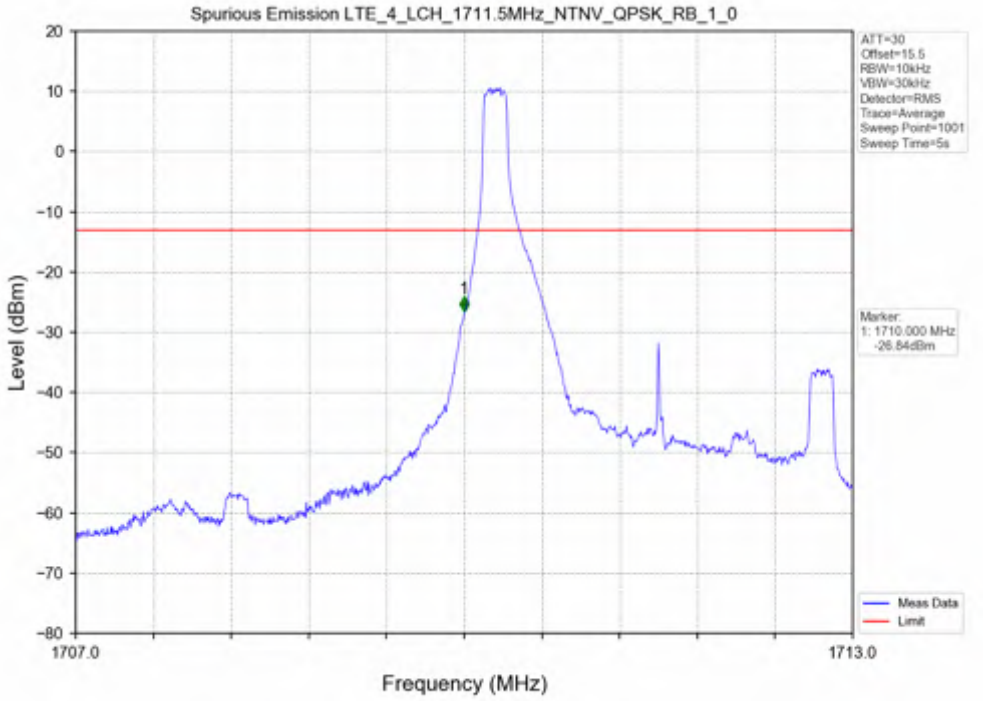
Spurious Emission LTE_4_LCH_1711.5MHz_NTNV_QPSK_RB_1_0
ATT=30
Offset=15.5
RBW=10kHz
VBW=30kHz
Detector=RMS
Trace=Average
Sweep Point=1001
Sweep Time=5s
Marker
1: 1710.000 MHz
-26.84dBm
Meas Data
Limit
Level (dBm)
Frequency (MHz)
1707.0
1713.0

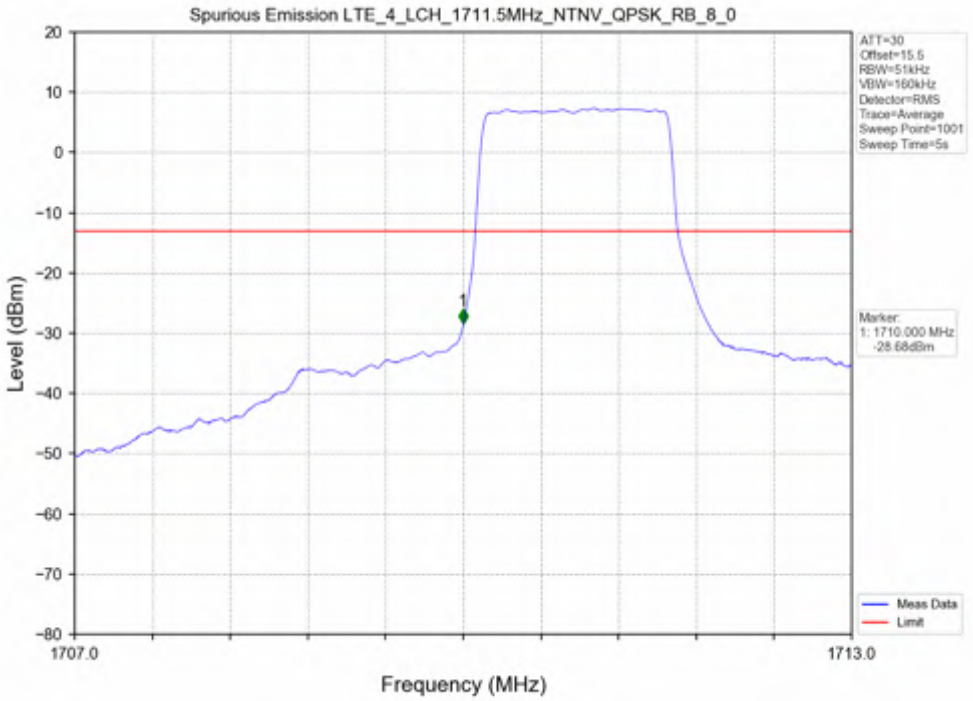
Spurious Emission LTE_4_LCH_1711.5MHz_NTNV_QPSK_RB_8_0
ATT=30
Offset=15.5
RBW=51kHz
VBW=160kHz
Detector=RMS
Trace=Average
Sweep Point=1001
Sweep Time=5s
Marker
1: 1710.000 MHz
-28.68dBm
Meas Data
Limit
Level (dBm)
Frequency (MHz)
1707.0
1713.0

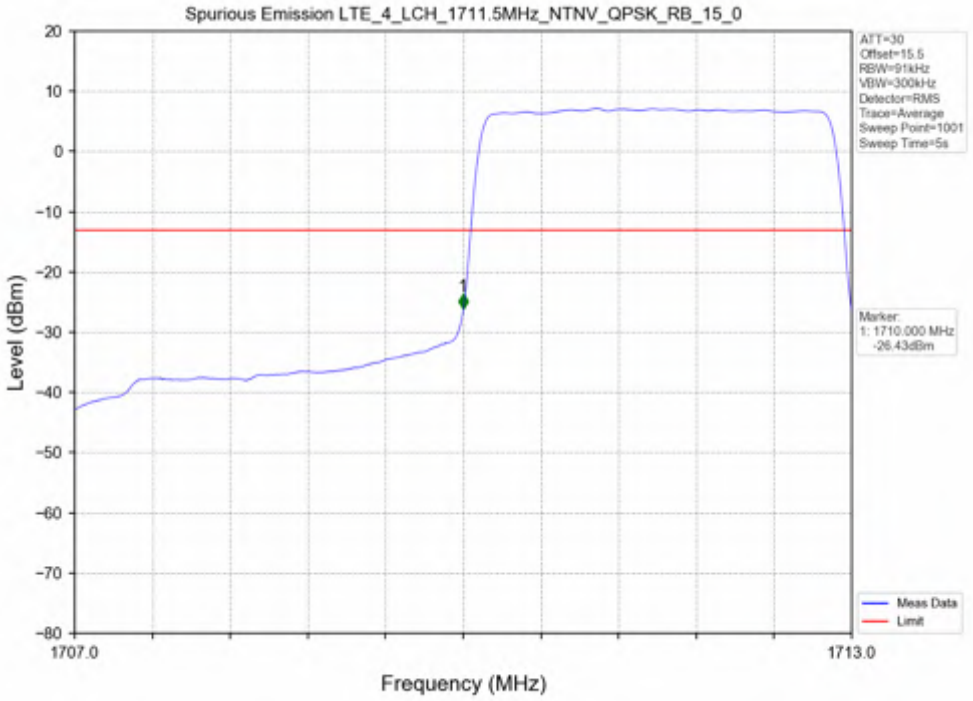
Spurious Emission LTE_4_LCH_1711.5MHz_NTNV_QPSK_RB_15_0
ATT=30
Offset=15.5
RBW=91kHz
VBW=300kHz
Detector=RMS
Trace=Average
Sweep Point=1001
Sweep Time=5s
Marker
1: 1710.000 MHz
-26.43dBm
Meas Data
Limit
Level (dBm)
Frequency (MHz)
1707.0
1713.0

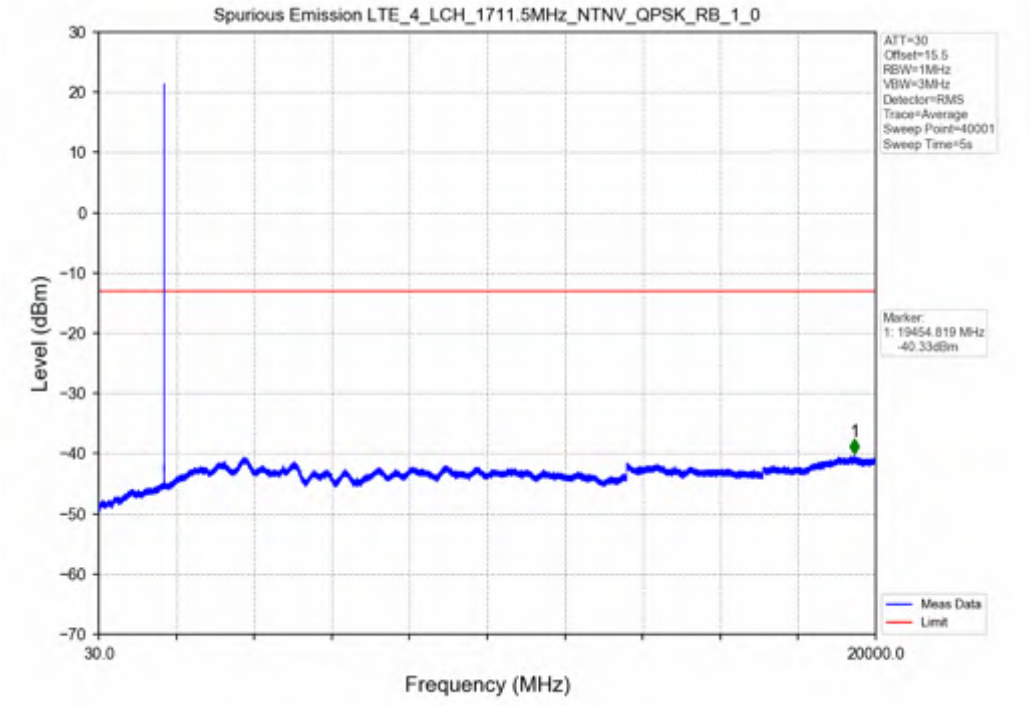
Spurious Emission LTE_4_LCH_1711.5MHz_NTNV_QPSK_RB_1_0
ATT=30
Offset=15.5
RBW=1MHz
VBW=3MHz
Detector=RMS
Trace=Average
Sweep Point=40001
Sweep Time=5s
Marker
1: 19454.819 MHz
-40.33dBm
Meas Data
Limit
Level (dBm)
Frequency (MHz)
30.0
20000.0

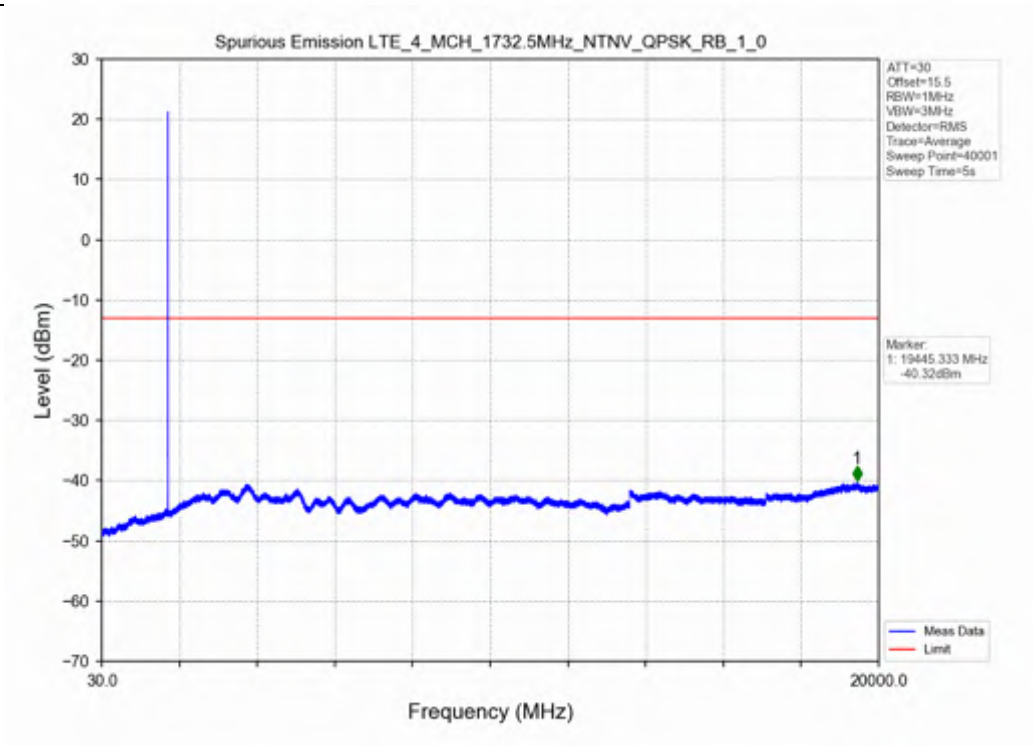
Spurious Emission LTE_4_MCH_1732.5MHz_NTNV_QPSK_RB_1_0
ATT=30
Offset=15.5
RBW=1MHz
VBW=3MHz
Detector=RMS
Trace=Average
Sweep Point=40001
Sweep Time=5s
Marker
1: 19445.333 MHz
-40.32dBm
Meas Data
Limit
Level (dBm)
Frequency (MHz)
30.0
20000.0

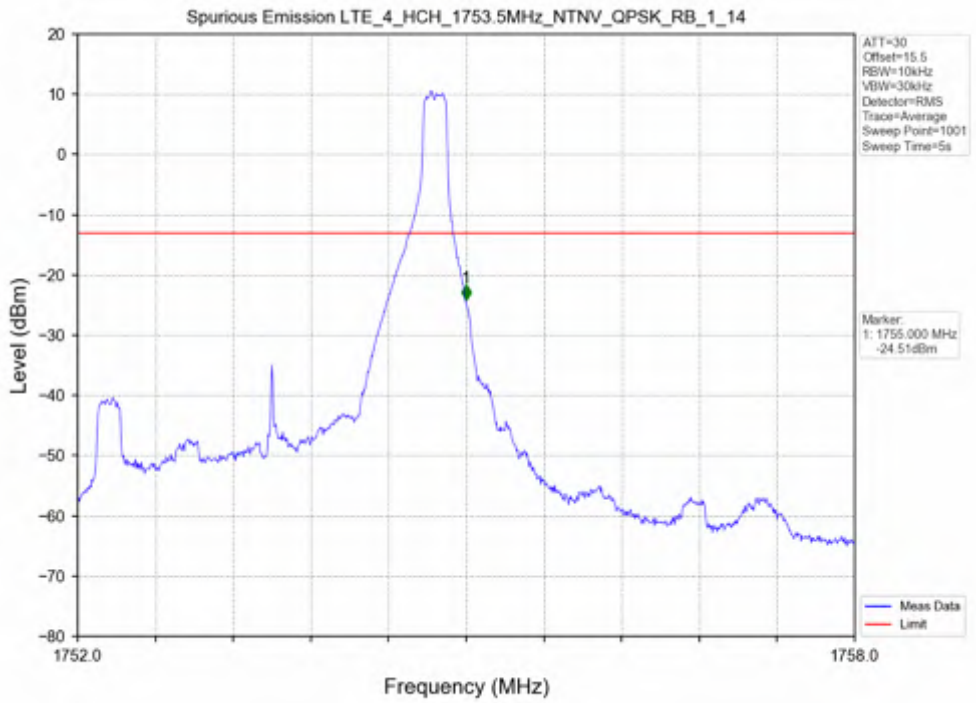
Spurious Emission LTE_4_HCH_1753.5MHz_NTNV_QPSK_RB_1_14
ATT=30
Offset=15.5
RBW=10kHz
VBW=30kHz
Detector=RMS
Trace=Average
Sweep Point=1001
Sweep Time=5s
Marker:
1: 1755.000 MHz
-24.51dBm
Meas Data
Limit
Level (dBm)
Frequency (MHz)
1752.0
1758.0

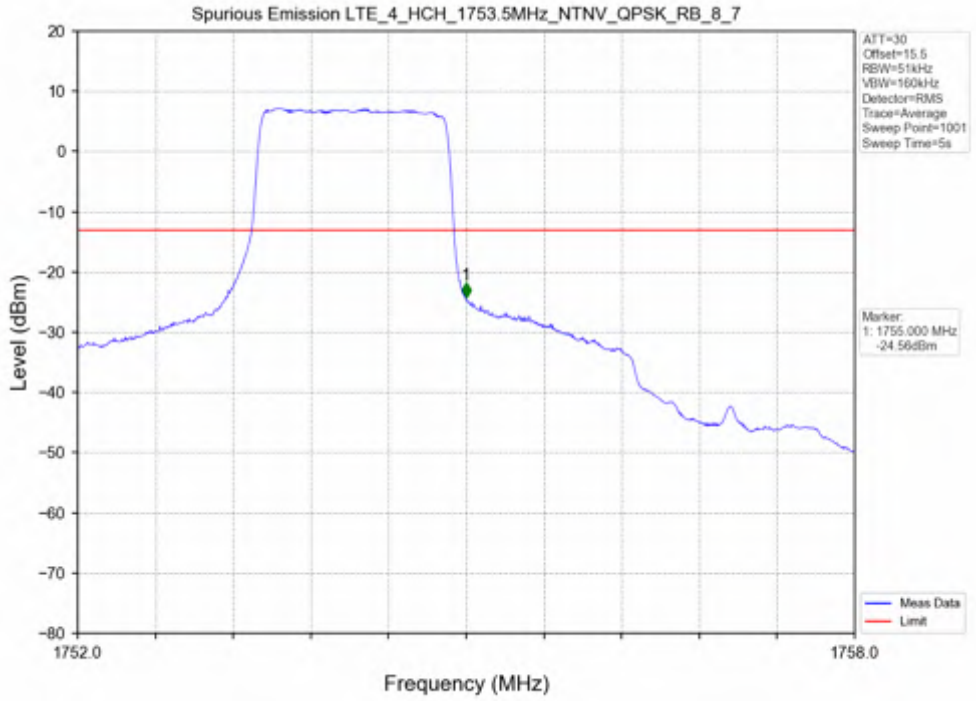
Spurious Emission LTE_4_HCH_1753.5MHz_NTNV_QPSK_RB_8_7
ATT=30
Offset=15.5
RBW=51kHz
VBW=160kHz
Detector=RMS
Trace=Average
Sweep Point=1001
Sweep Time=5s
Marker:
1: 1755.000 MHz
-24.56dBm
Meas Data
Limit
Level (dBm)
Frequency (MHz)
1752.0
1758.0

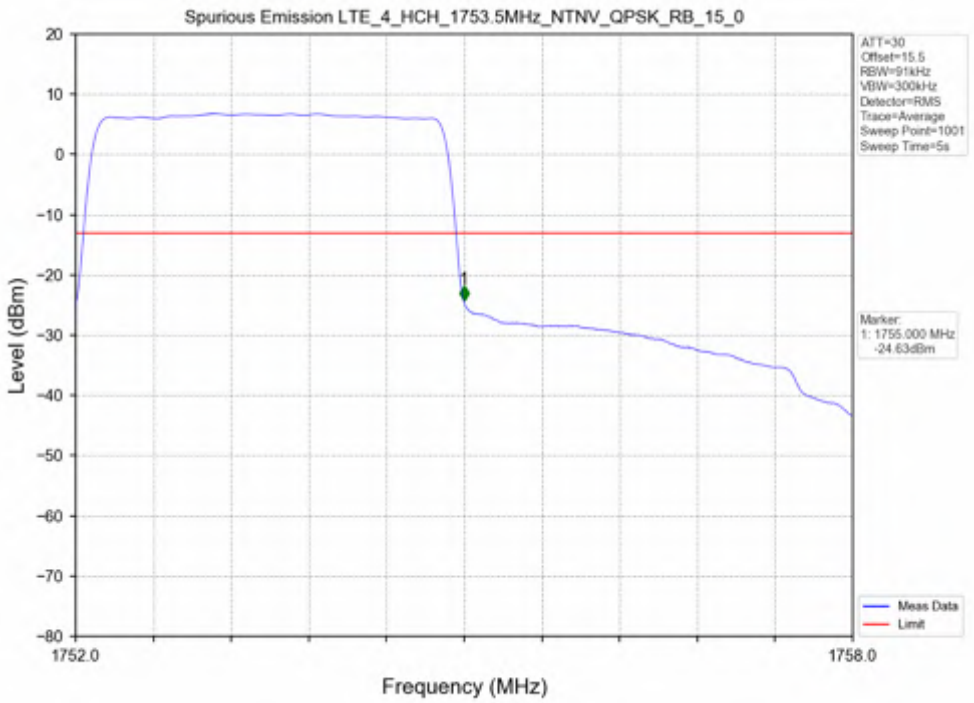
Spurious Emission LTE_4_HCH_1753.5MHz_NTNV_QPSK_RB_15_0
ATT=30
Offset=15.5
RBW=91kHz
VBW=300kHz
Detector=RMS
Trace=Average
Sweep Point=1001
Sweep Time=5s
Marker
1: 1755.000 MHz
-24.63dBm
Meas Data
Limit
Level (dBm)
Frequency (MHz)
1752.0
1758.0

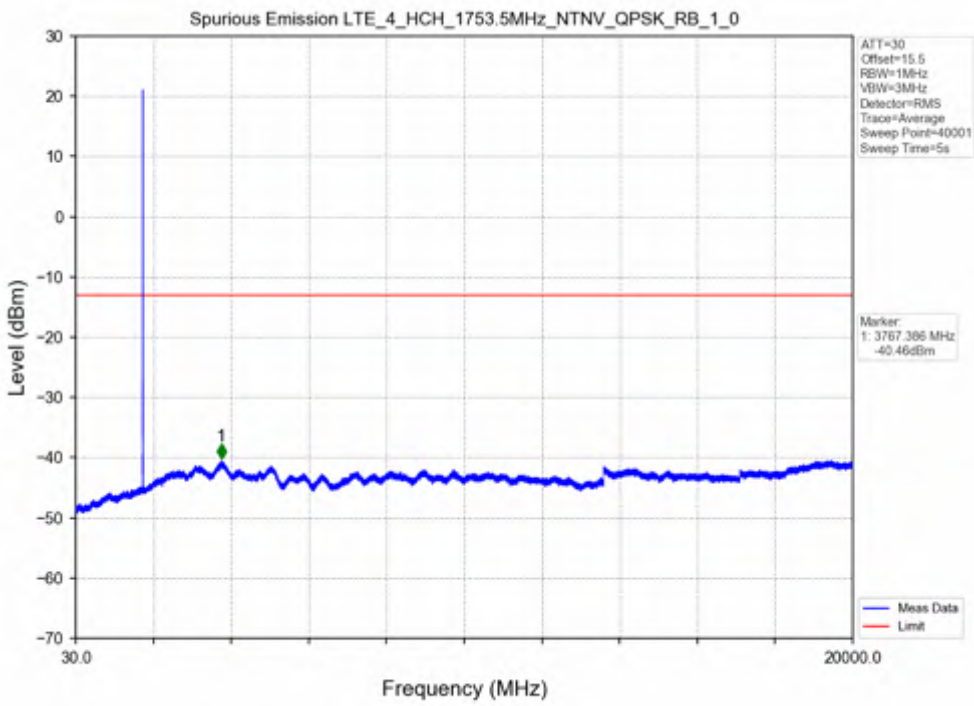
Spurious Emission LTE_4_HCH_1753.5MHz_NTNV_QPSK_RB_1_0
ATT=30
Offset=15.5
RBW=1MHz
VBW=3MHz
Detector=RMS
Trace=Average
Sweep Point=40001
Sweep Time=5s
Marker
1: 3767.386 MHz
-40.46dBm
Meas Data
Limit
Level (dBm)
Frequency (MHz)
30.0
20000.0

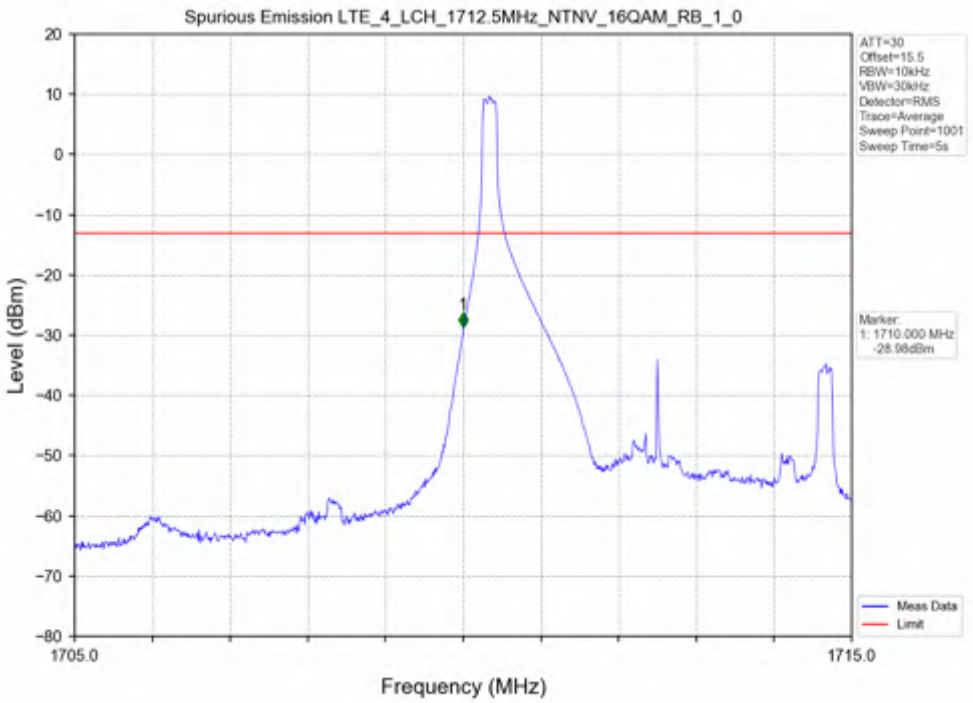
Spurious Emission LTE_4_LCH_1712.5MHz_NTNV_16QAM_RB_1_0
ATT=30
Offset=15.5
RBW=10kHz
VBW=30kHz
Detector=RMS
Trace=Average
Sweep Point=1001
Sweep Time=5s
Marker
1: 1710.000 MHz
-28.98dBm
Meas Data
Limit
Level (dBm)
Frequency (MHz)
1705.0
1715.0

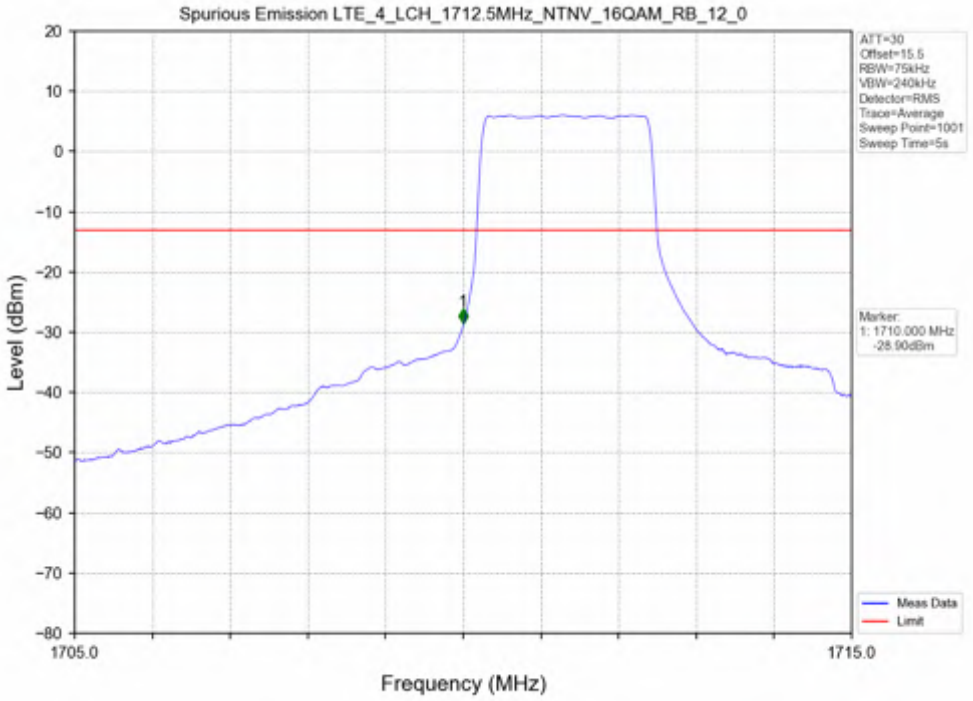
Spurious Emission LTE_4_LCH_1712.5MHz_NTNV_16QAM_RB_12_0
ATT=30
Offset=15.5
RBW=75kHz
VBW=240kHz
Detector=RMS
Trace=Average
Sweep Point=1001
Sweep Time=5s
Marker
1: 1710.000 MHz
-28.90dBm
Meas Data
Limit
Level (dBm)
Frequency (MHz)
1705.0
1715.0

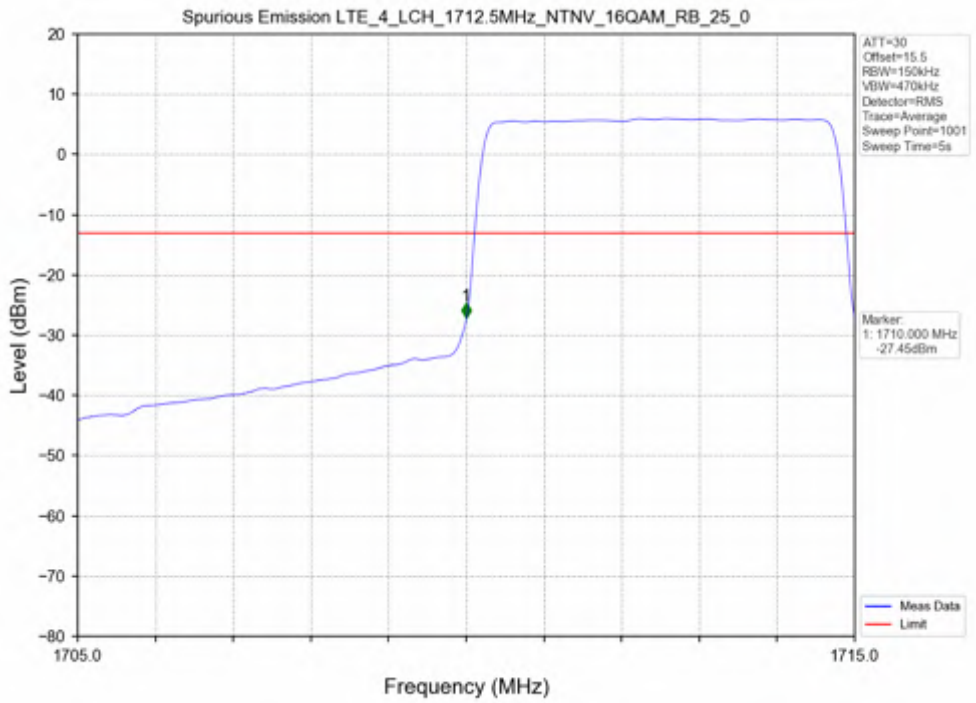
Spurious Emission LTE_4_LCH_1712.5MHz_NTNV_16QAM_RB_25_0
ATT=30
Offset=15.5
RBW=150kHz
VBW=470kHz
Detector=RMS
Trace=Average
Sweep Point=1001
Sweep Time=5s
Marker
1: 1710.000 MHz
-27.45dBm
Meas Data
Limit
Level (dBm)
Frequency (MHz)
1705.0
1715.0

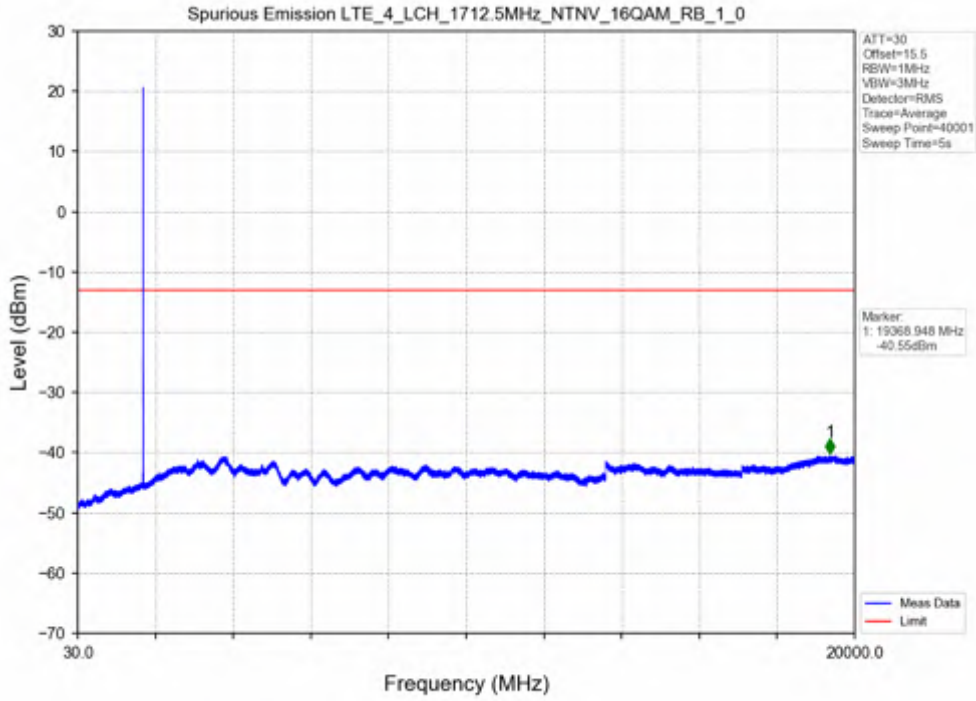
Spurious Emission LTE_4_LCH_1712.5MHz_NTNV_16QAM_RB_1_0
ATT=30
Offset=15.5
RBW=1MHz
VBW=3MHz
Detector=RMS
Trace=Average
Sweep Point=40001
Sweep Time=5s
Marker
1: 19368.948 MHz
-40.55dBm
Meas Data
Limit
Level (dBm)
Frequency (MHz)
30.0
20000.0

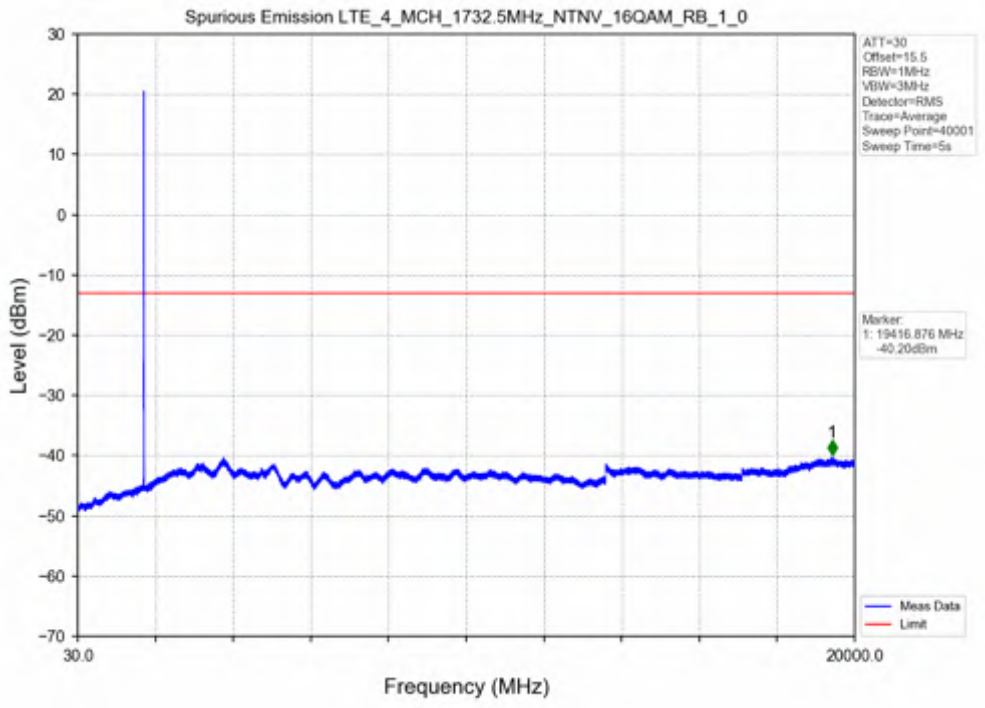
Spurious Emission LTE_4_MCH_1732.5MHz_NTNV_16QAM_RB_1_0
ATT=30
Offset=15.5
RBW=1MHz
VBW=3MHz
Detector=RMS
Trace=Average
Sweep Point=40001
Sweep Time=5s
Marker:
1: 19416.876 MHz
-40.20dBm
Meas Data
Limit
Level (dBm)
Frequency (MHz)
30.0
20000.0

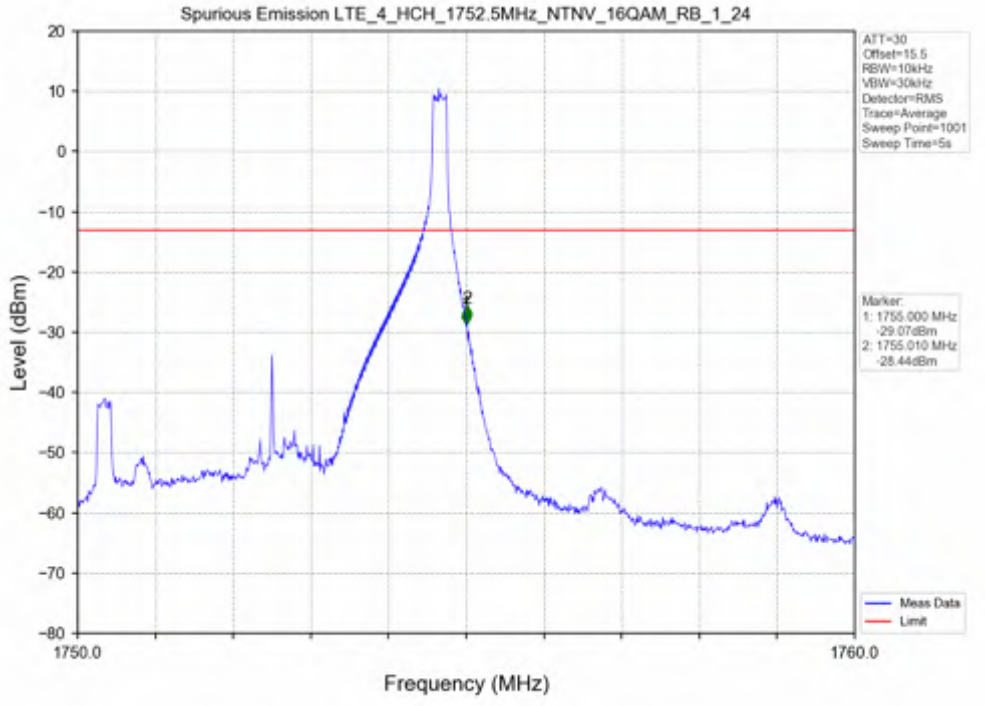
Spurious Emission LTE_4_HCH_1752.5MHz_NTNV_16QAM_RB_1_24
ATT=30
Offset=15.5
RBW=10kHz
VBW=30kHz
Detector=RMS
Trace=Average
Sweep Point=1001
Sweep Time=5s
Marker:
1: 1755.000 MHz
-29.07dBm
2: 1755.010 MHz
-28.44dBm
Meas Data
Limit
Level (dBm)
Frequency (MHz)
1750.0
1760.0

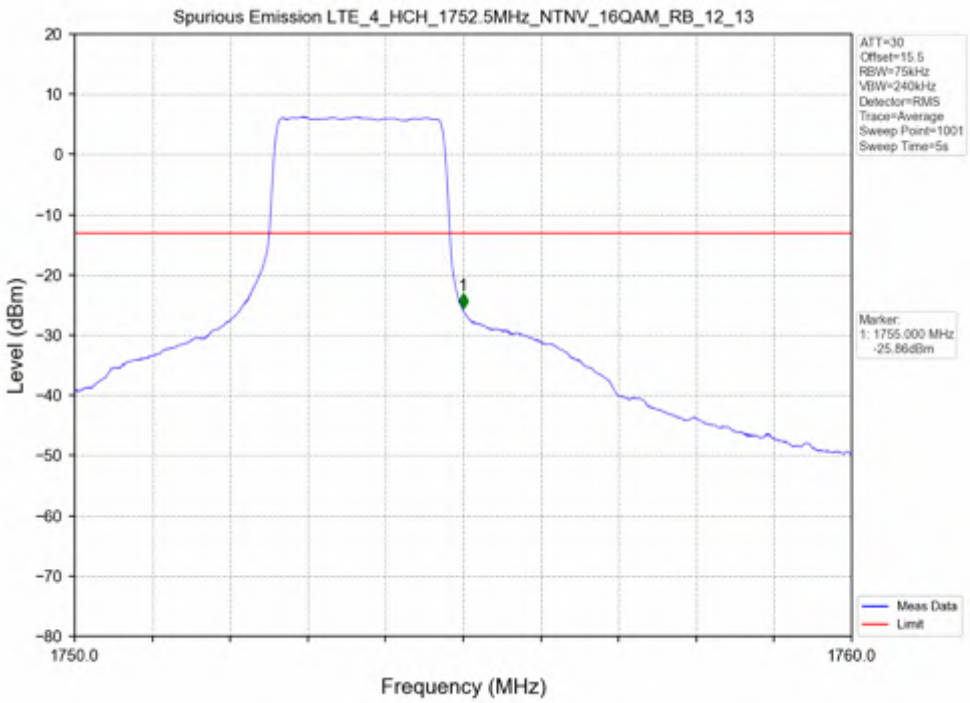
Spurious Emission LTE_4_HCH_1752.5MHz_NTNV_16QAM_RB_12_13
ATT=30
Offset=15.5
RBW=75kHz
VBW=240kHz
Detector=RMS
Trace=Average
Sweep Point=1001
Sweep Time=5s
Marker:
1: 1755.000 MHz
-25.86dBm
Meas Data
Limit
Level (dBm)
Frequency (MHz)
1750.0
1760.0

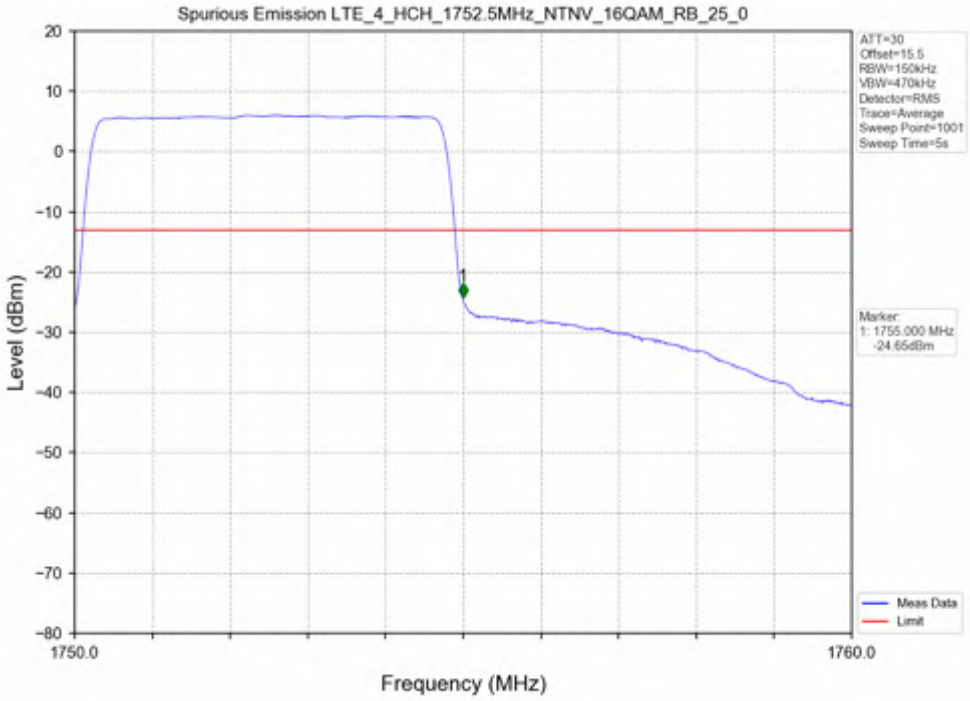
Spurious Emission LTE_4_HCH_1752.5MHz_NTNV_16QAM_RB_25_0
ATT=30
Offset=15.5
RBW=150kHz
VBW=470kHz
Detector=RMS
Trace=Average
Sweep Point=1001
Sweep Time=5s
Marker:
1: 1755.000 MHz
-24.65dBm
Meas Data
Limit
Level (dBm)
Frequency (MHz)
1750.0
1760.0

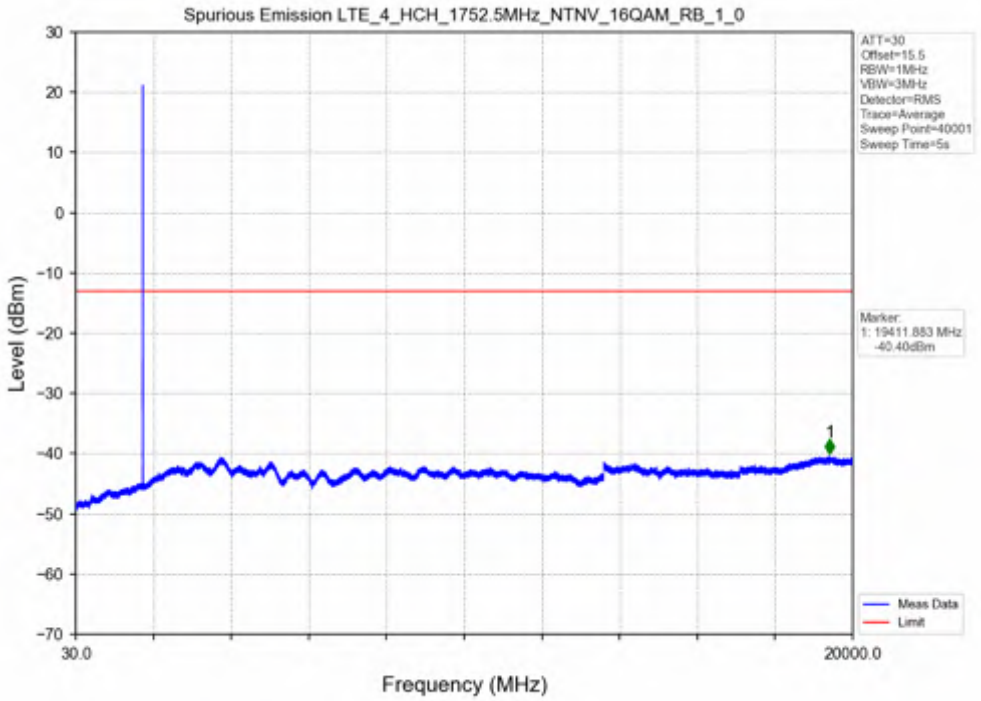
Spurious Emission LTE_4_HCH_1752.5MHz_NTNV_16QAM_RB_1_0
ATT=30
Offset=15.5
RBW=1MHz
VBW=3MHz
Detector=RMS
Trace=Average
Sweep Point=40001
Sweep Time=5s
Marker
1: 19411.883 MHz
-40.40dBm
Meas Data
Limit
Level (dBm)
Frequency (MHz)
30.0
20000.0

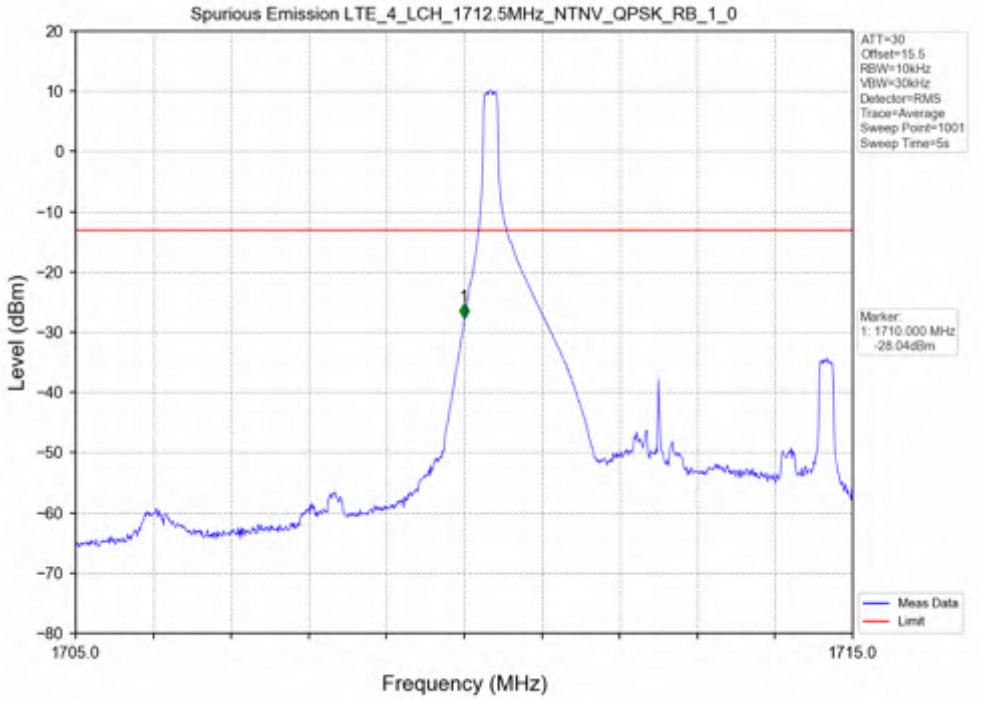
Spurious Emission LTE_4_LCH_1712.5MHz_NTNV_QPSK_RB_1_0
ATT=30
Offset=15.5
RBW=10kHz
VBW=30kHz
Detector=RMS
Trace=Average
Sweep Point=1001
Sweep Time=5s
Marker
1: 1710.000 MHz
-28.04dBm
Meas Data
Limit
Level (dBm)
Frequency (MHz)
1705.0
1715.0

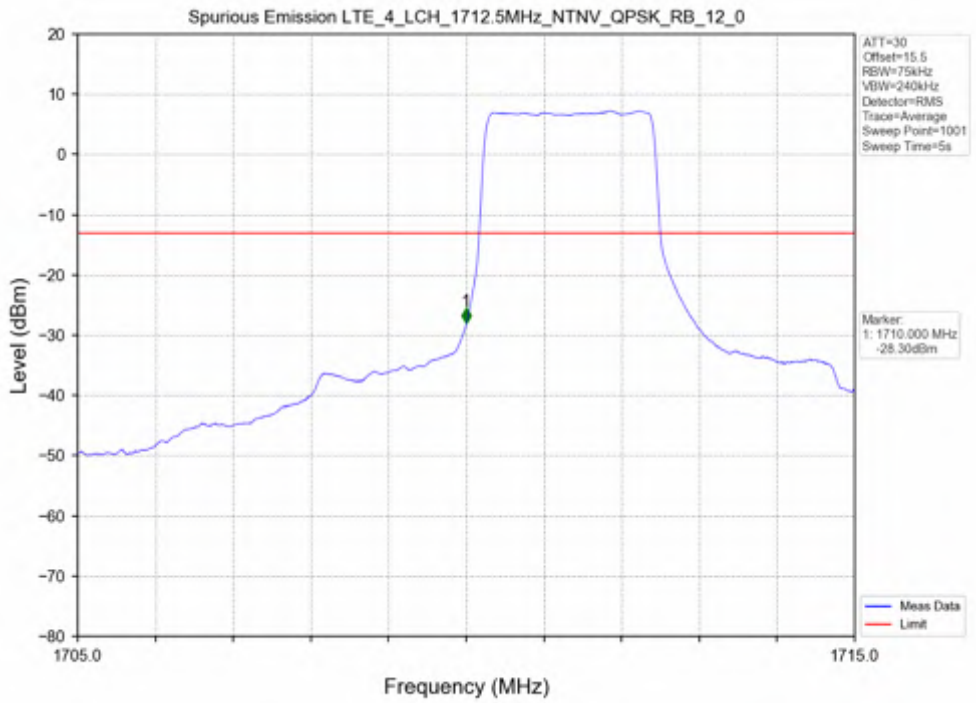
Spurious Emission LTE_4_LCH_1712.5MHz_NTNV_QPSK_RB_12_0
ATT=30
Offset=15.5
RBW=75kHz
VBW=240kHz
Detector=RMS
Trace=Average
Sweep Point=1001
Sweep Time=5s
Marker
1: 1710.000 MHz
-28.30dBm
Meas Data
Limit
Level (dBm)
Frequency (MHz)
1705.0
1715.0

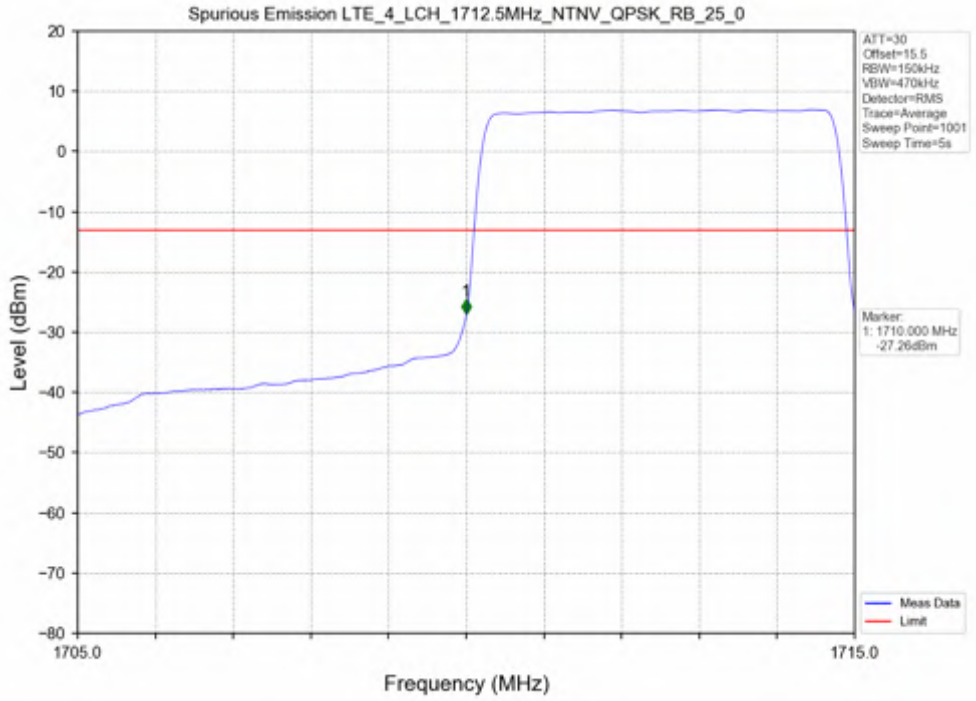
Spurious Emission LTE_4_LCH_1712.5MHz_NTNV_QPSK_RB_25_0
ATT=30
Offset=15.5
RBW=150kHz
VBW=470kHz
Detector=RMS
Trace=Average
Sweep Point=1001
Sweep Time=5s
Marker
1: 1710.000 MHz
-27.26dBm
Meas Data
Limit
Level (dBm)
Frequency (MHz)
1705.0
1715.0

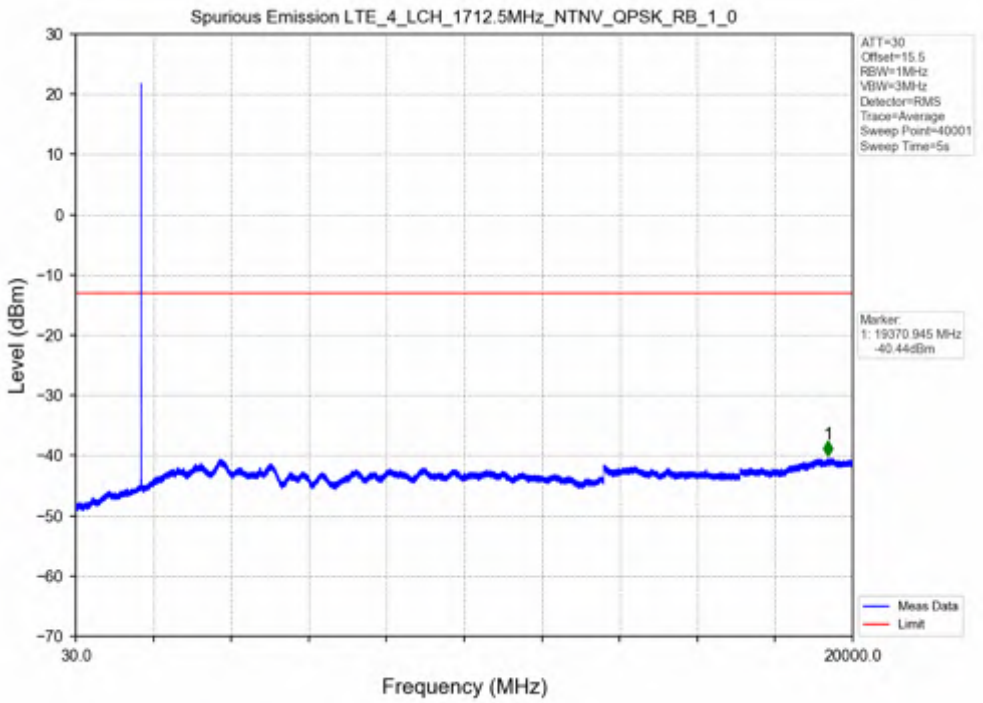
Spurious Emission LTE_4_LCH_1712.5MHz_NTNV_QPSK_RB_1_0
ATT=30
Offset=15.5
RBW=1MHz
VBW=3MHz
Detector=RMS
Trace=Average
Sweep Point=40001
Sweep Time=5s
Marker
1: 19370.945 MHz
-40.44dBm
Meas Data
Limit
Level (dBm)
Frequency (MHz)
30.0
20000.0

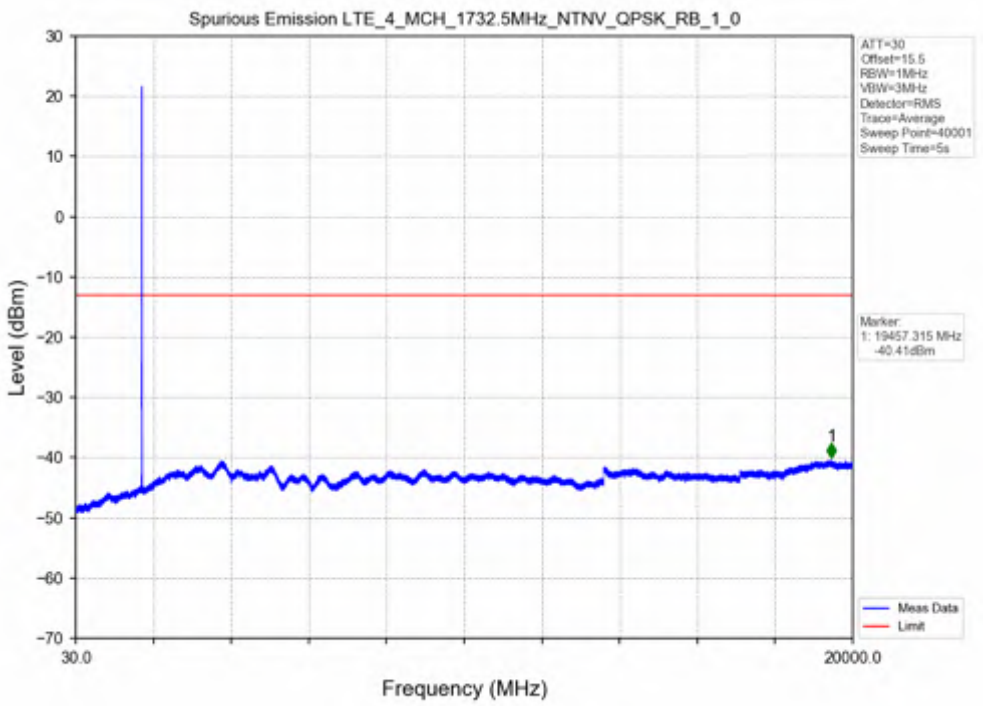
Spurious Emission LTE_4_MCH_1732.5MHz_NTNV_QPSK_RB_1_0
ATT=30
Offset=15.5
RBW=1MHz
VBW=3MHz
Detector=RMS
Trace=Average
Sweep Point=40001
Sweep Time=5s
Marker
1: 19457.315 MHz
-40.41dBm
Meas Data
Limit
Level (dBm)
Frequency (MHz)
30.0
20000.0

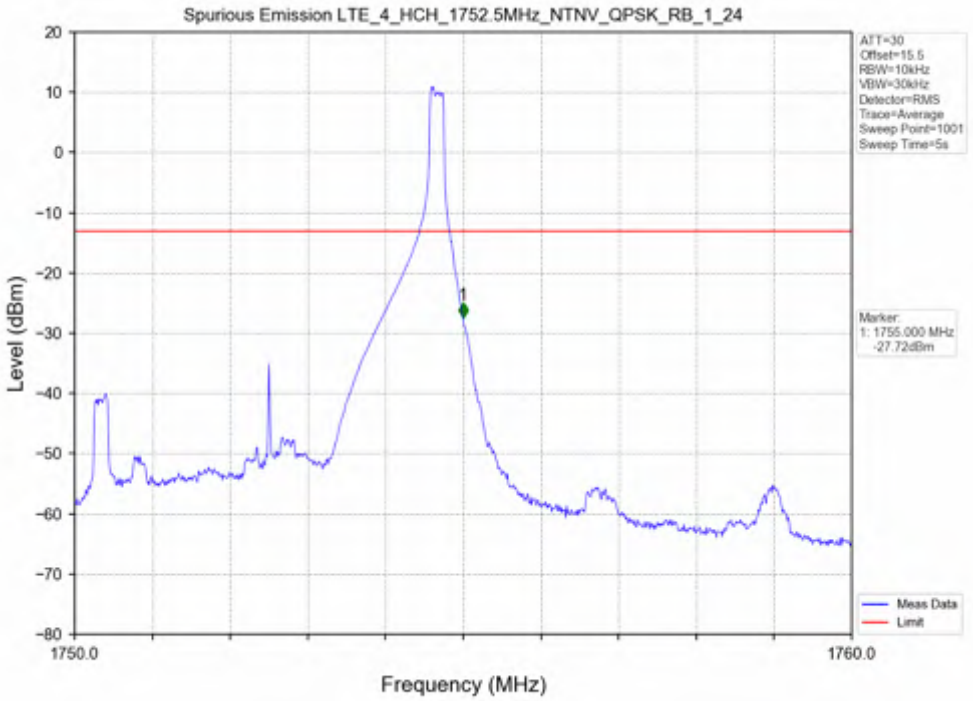
Spurious Emission LTE_4_HCH_1752.5MHz_NTNV_QPSK_RB_1_24
ATT=30
Offset=15.5
RBW=10kHz
VBW=30kHz
Detector=RMS
Trace=Average
Sweep Point=1001
Sweep Time=5s
Marker:
1: 1755.000 MHz
-27.72dBm
Meas Data
Limit
Level (dBm)
Frequency (MHz)
1750.0
1760.0

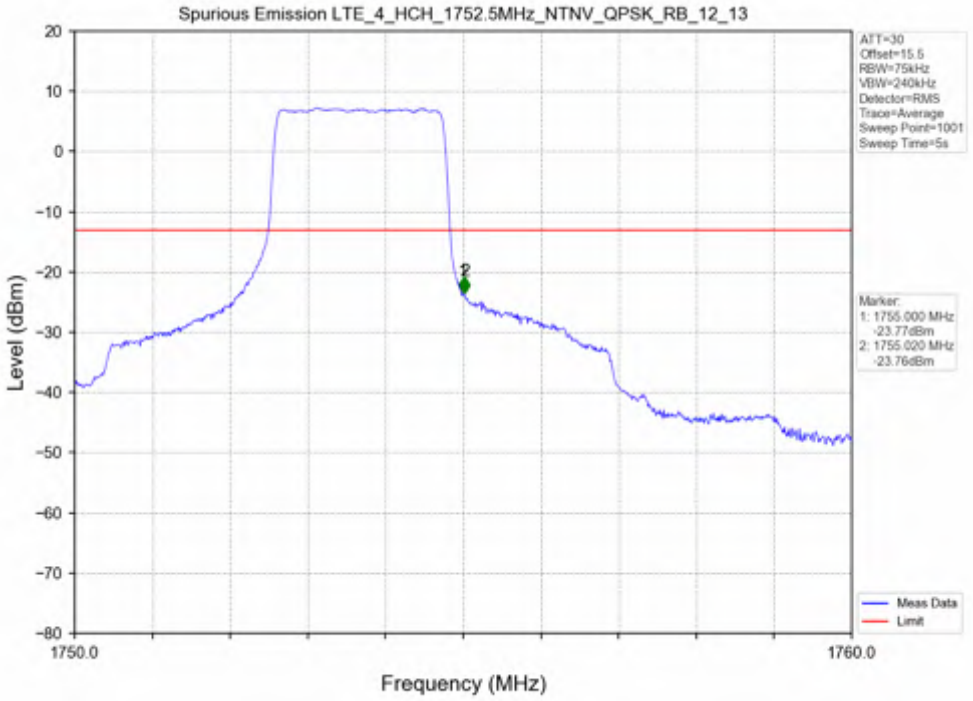
Spurious Emission LTE_4_HCH_1752.5MHz_NTNV_QPSK_RB_12_13
ATT=30
Offset=15.5
RBW=75kHz
VBW=240kHz
Detector=RMS
Trace=Average
Sweep Point=1001
Sweep Time=5s
Marker:
1: 1755.000 MHz
-23.77dBm
2: 1755.020 MHz
-23.76dBm
Meas Data
Limit
Level (dBm)
Frequency (MHz)
1750.0
1760.0

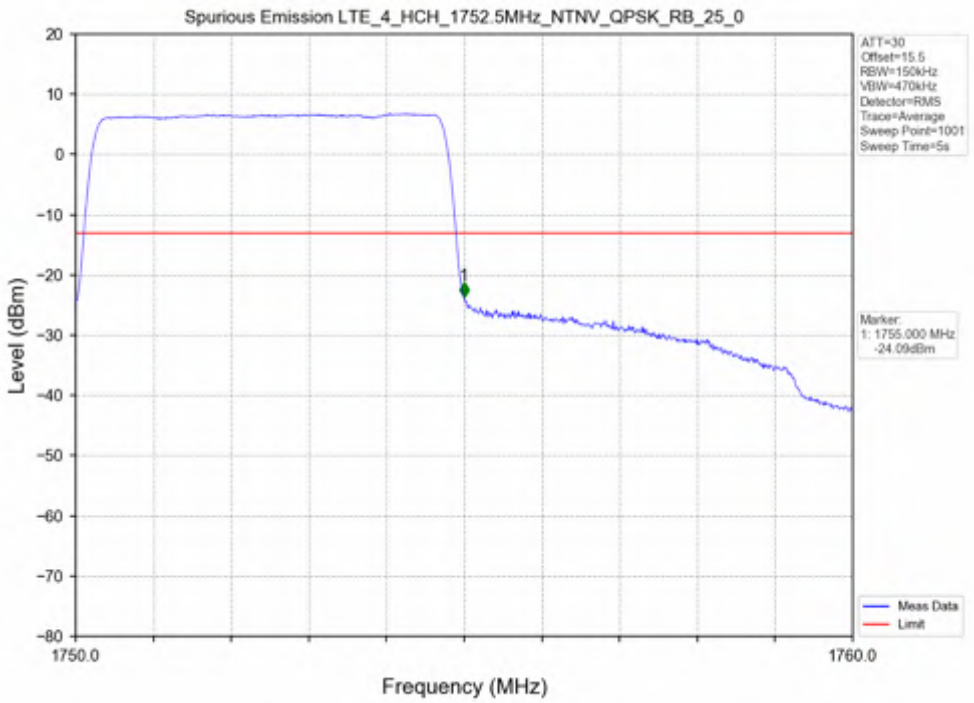
Spurious Emission LTE_4_HCH_1752.5MHz_NTNV_QPSK_RB_25_0
ATT=30
Offset=15.5
RBW=150kHz
VBW=470kHz
Detector=RMS
Trace=Average
Sweep Point=1001
Sweep Time=5s
Marker
1: 1755.000 MHz
-24.09dBm
Meas Data
Limit
Level (dBm)
Frequency (MHz)
1750.0
1760.0

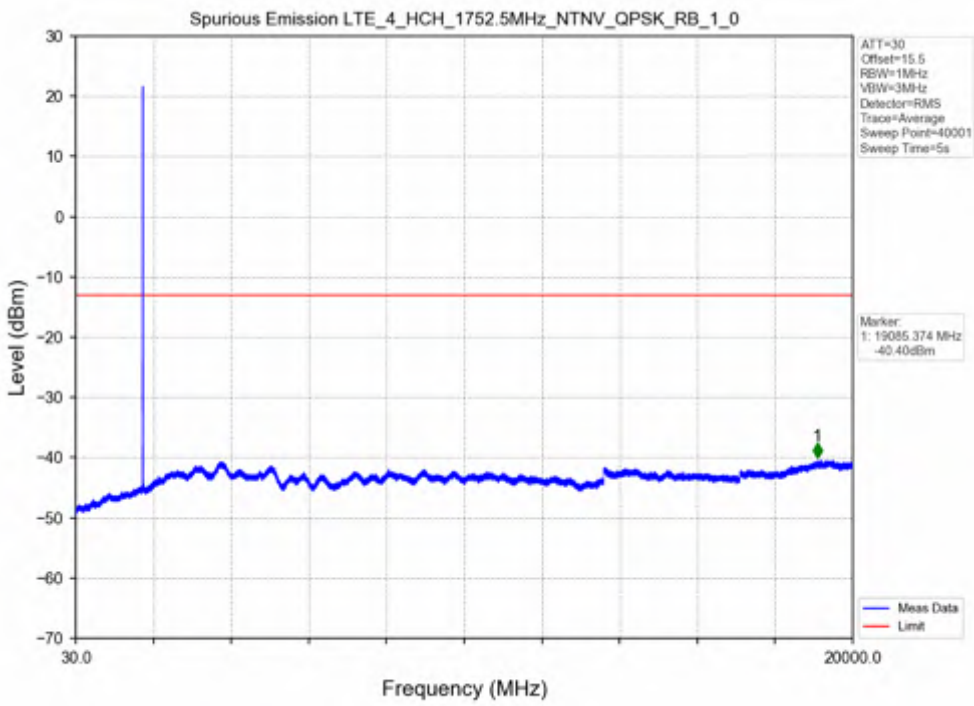
Spurious Emission LTE_4_HCH_1752.5MHz_NTNV_QPSK_RB_1_0
ATT=30
Offset=15.5
RBW=1MHz
VBW=3MHz
Detector=RMS
Trace=Average
Sweep Point=40001
Sweep Time=5s
Marker
1: 19085.374 MHz
-40.40dBm
Meas Data
Limit
Level (dBm)
Frequency (MHz)
30.0
20000.0

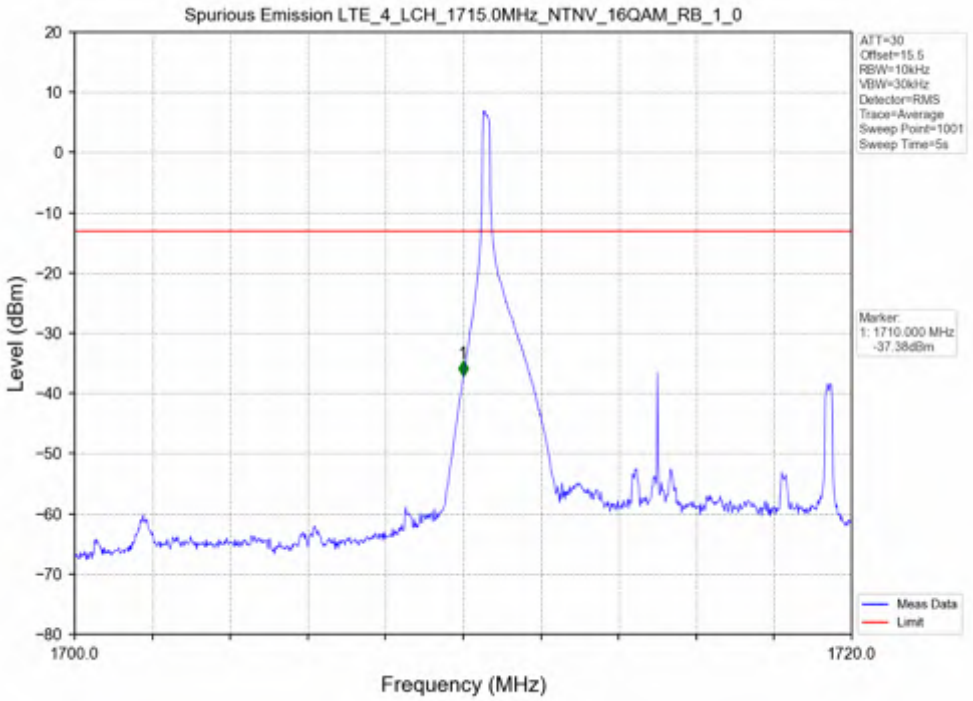
Spurious Emission LTE_4_LCH_1715.0MHz_NTNV_16QAM_RB_1_0
ATT=30
Offset=15.5
RBW=10kHz
VBW=30kHz
Detector=RMS
Trace=Average
Sweep Point=1001
Sweep Time=5s
Marker
1: 1710.000 MHz
-37.38dBm
Meas Data
Limit
Level (dBm)
Frequency (MHz)
1700.0
1720.0

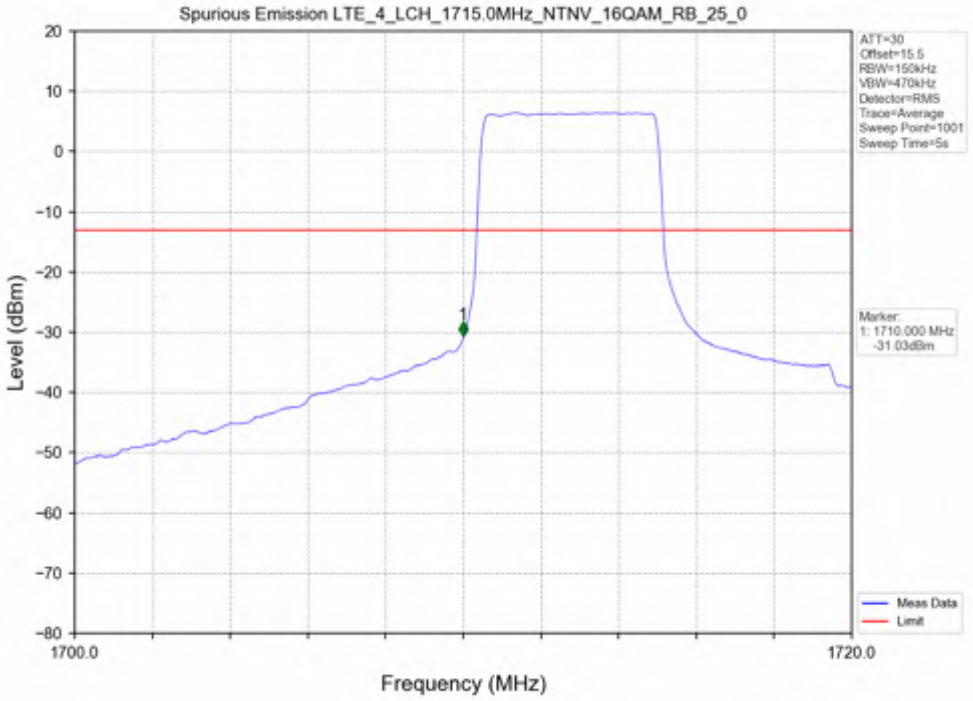
Spurious Emission LTE_4_LCH_1715.0MHz_NTNV_16QAM_RB_25_0
ATT=30
Offset=15.5
RBW=150kHz
VBW=470kHz
Detector=RMS
Trace=Average
Sweep Point=1001
Sweep Time=5s
Marker
1: 1710.000 MHz
-31.03dBm
Meas Data
Limit
Level (dBm)
Frequency (MHz)
1700.0
1720.0

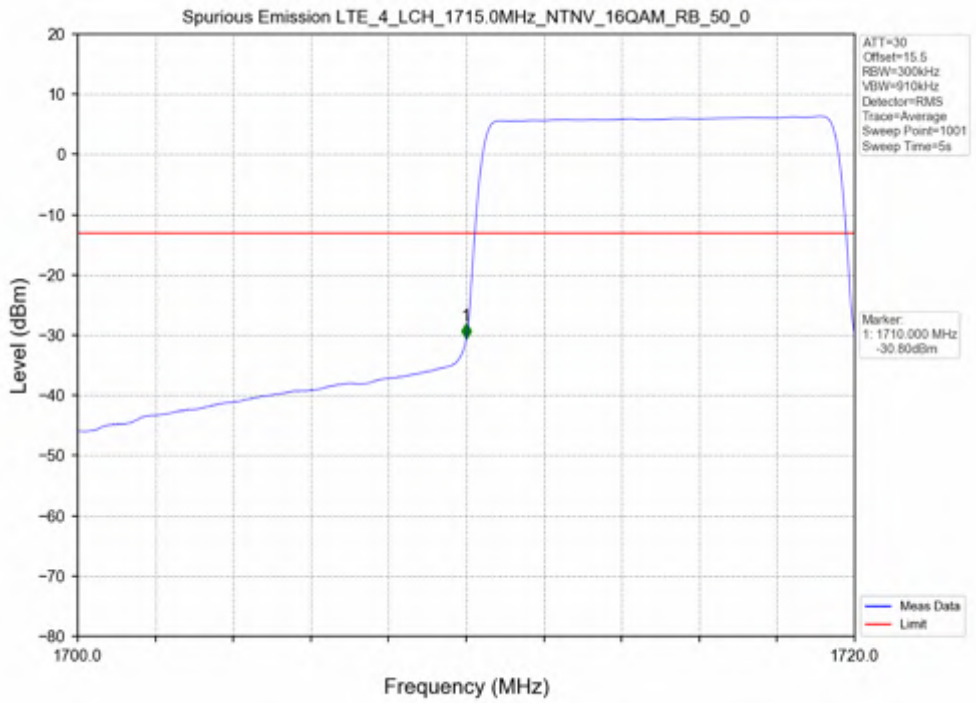
Spurious Emission LTE_4_LCH_1715.0MHz_NTNV_16QAM_RB_50_0
ATT=30
Offset=15.5
RBW=300kHz
VBW=910kHz
Detector=RMS
Trace=Average
Sweep Point=1001
Sweep Time=5s
Marker
1: 1710.000 MHz
-30.80dBm
Meas Data
Limit
Level (dBm)
Frequency (MHz)
1700.0
1720.0

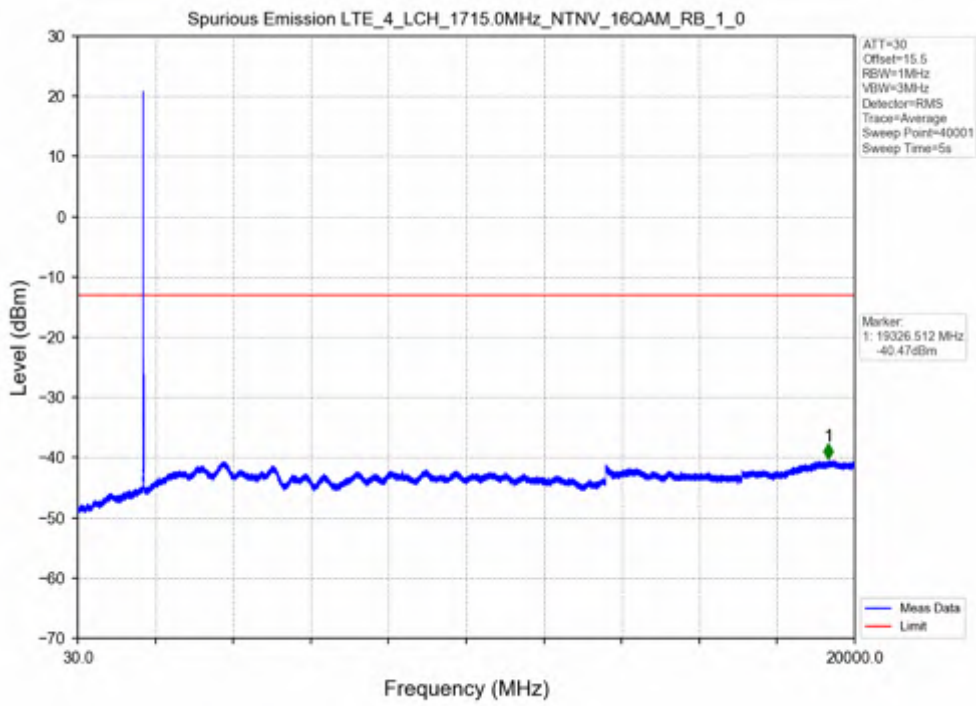
Spurious Emission LTE_4_LCH_1715.0MHz_NTNV_16QAM_RB_1_0
ATT=30
Offset=15.5
RBW=1MHz
VBW=3MHz
Detector=RMS
Trace=Average
Sweep Point=40001
Sweep Time=5s
Marker
1: 19326.512 MHz
-40.47dBm
Meas Data
Limit
Level (dBm)
Frequency (MHz)
30.0
20000.0

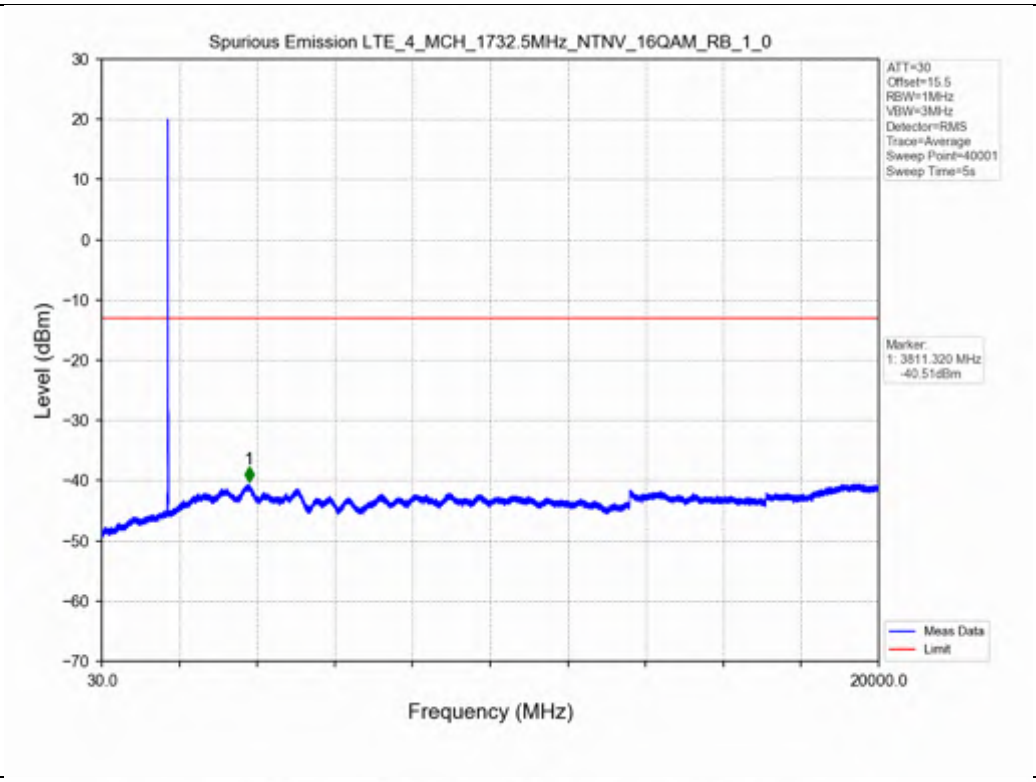
Spurious Emission LTE_4_MCH_1732.5MHz_NTNV_16QAM_RB_1_0
ATT=30
Offset=15.5
RBW=1MHz
VBW=3MHz
Detector=RMS
Trace=Average
Sweep Point=40001
Sweep Time=5s
Marker
1: 3811.320 MHz
-40.51dBm
Meas Data
Limit
Level (dBm)
Frequency (MHz)
30.0
20000.0

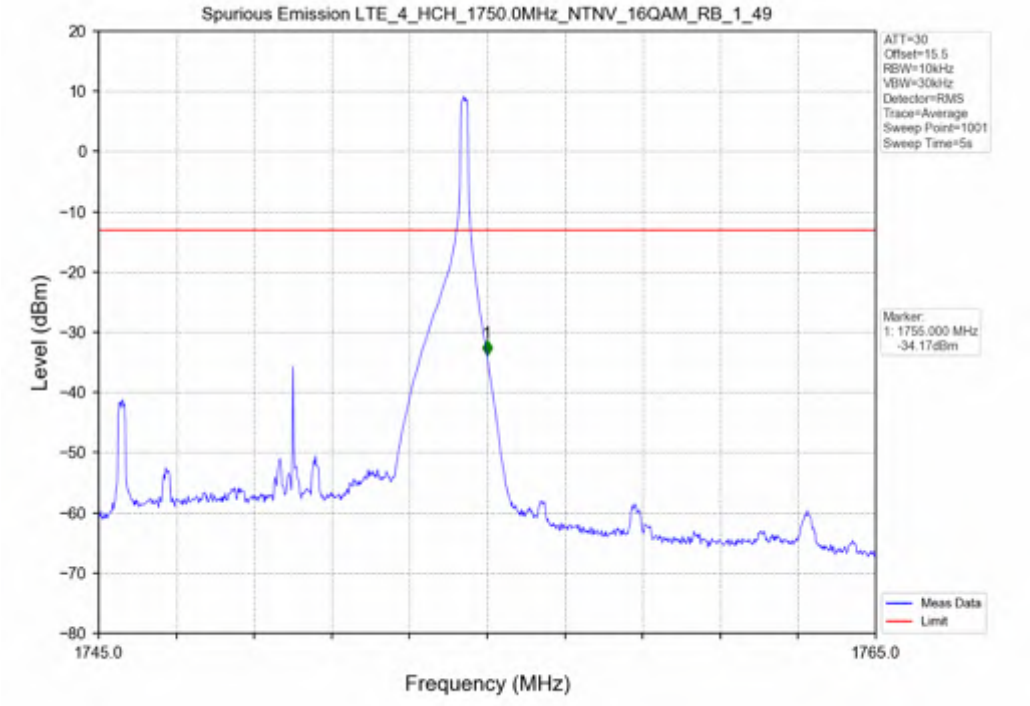
Spurious Emission LTE_4_HCH_1750.0MHz_NTNV_16QAM_RB_1_49
ATT=30
Offset=15.5
RBW=10kHz
VBW=30kHz
Detector=RMS
Trace=Average
Sweep Point=1001
Sweep Time=5s
Marker
1: 1755.000 MHz
-34.17dBm
Meas Data
Limit
Level (dBm)
Frequency (MHz)
1745.0
1765.0

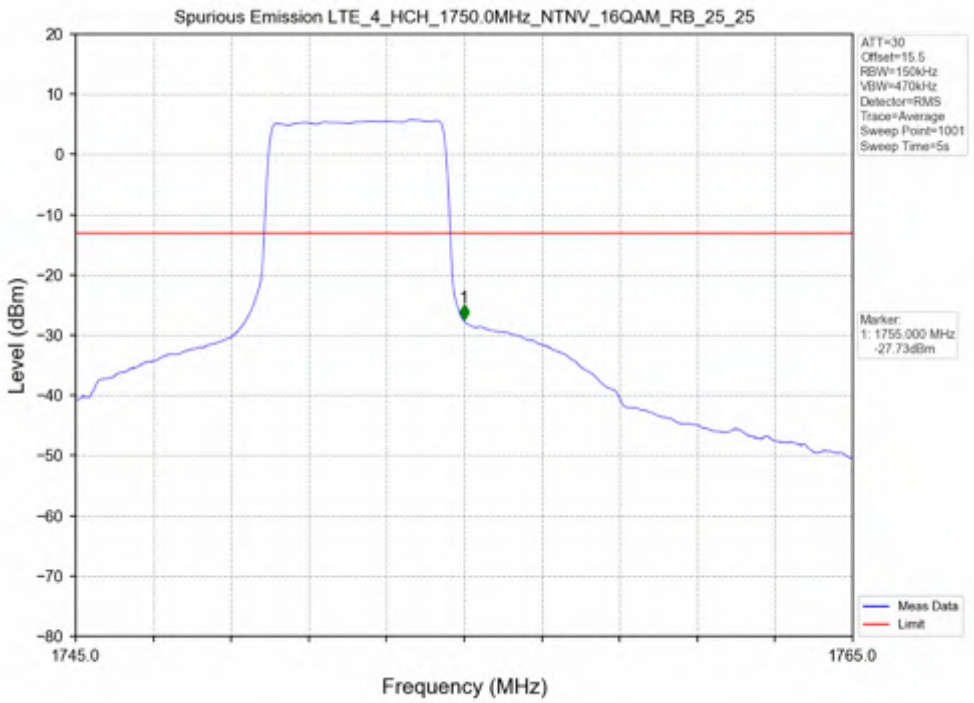
Spurious Emission LTE_4_HCH_1750.0MHz_NTNV_16QAM_RB_25_25
ATT=30
Offset=15.5
RBW=150kHz
VBW=470kHz
Detector=RMS
Trace=Average
Sweep Point=1001
Sweep Time=5s
Marker:
1: 1755.000 MHz
-27.73dBm
Meas Data
Limit
Level (dBm)
Frequency (MHz)
1745.0
1765.0

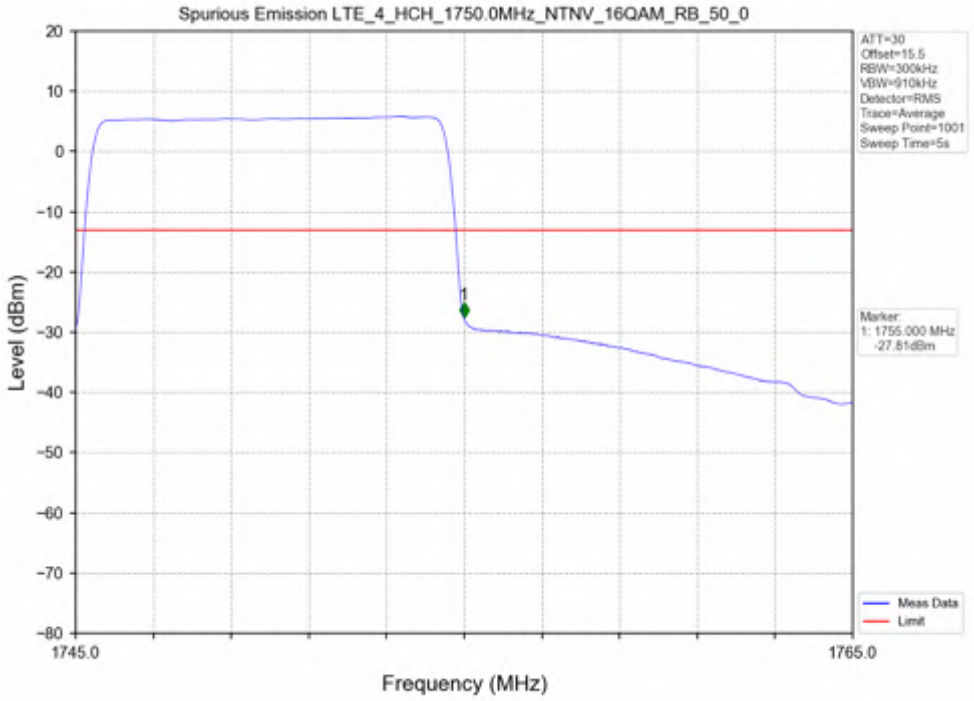
Spurious Emission LTE_4_HCH_1750.0MHz_NTNV_16QAM_RB_50_0
ATT=30
Offset=15.5
RBW=300kHz
VBW=910kHz
Detector=RMS
Trace=Average
Sweep Point=1001
Sweep Time=5s
Marker:
1: 1755.000 MHz
-27.81dBm
Meas Data
Limit
Level (dBm)
Frequency (MHz)
1745.0
1765.0

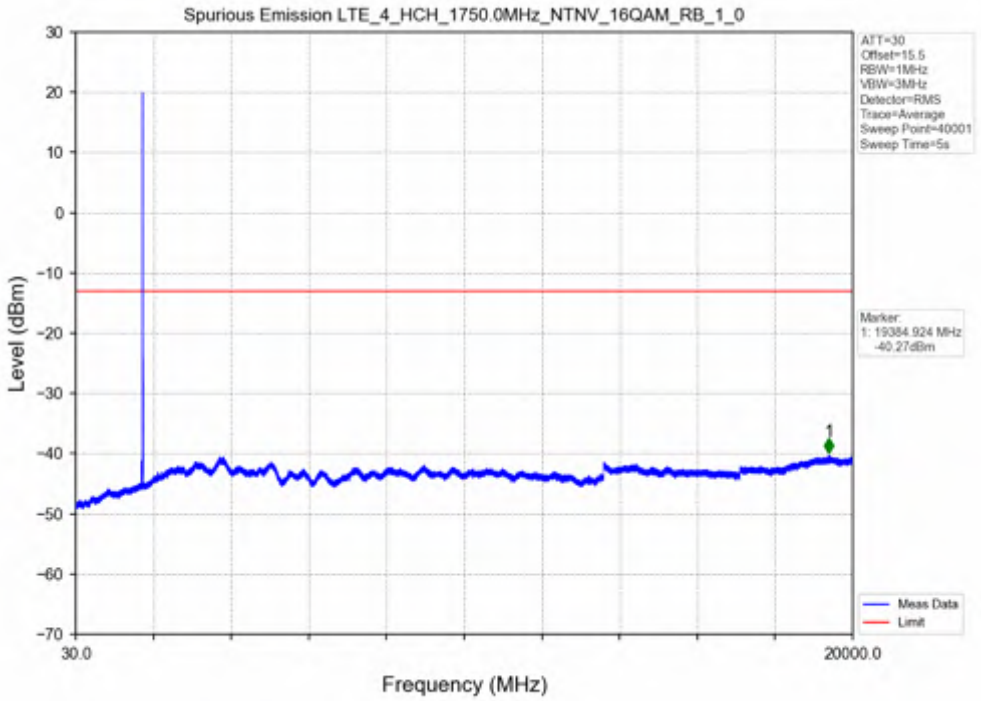
Spurious Emission LTE_4_HCH_1750.0MHz_NTNV_16QAM_RB_1_0
ATT=30
Offset=15.5
RBW=1MHz
VBW=3MHz
Detector=RMS
Trace=Average
Sweep Point=40001
Sweep Time=5s
Marker
1: 19384.924 MHz
-40.27dBm
Meas Data
Limit
Level (dBm)
Frequency (MHz)
30.0
20000.0

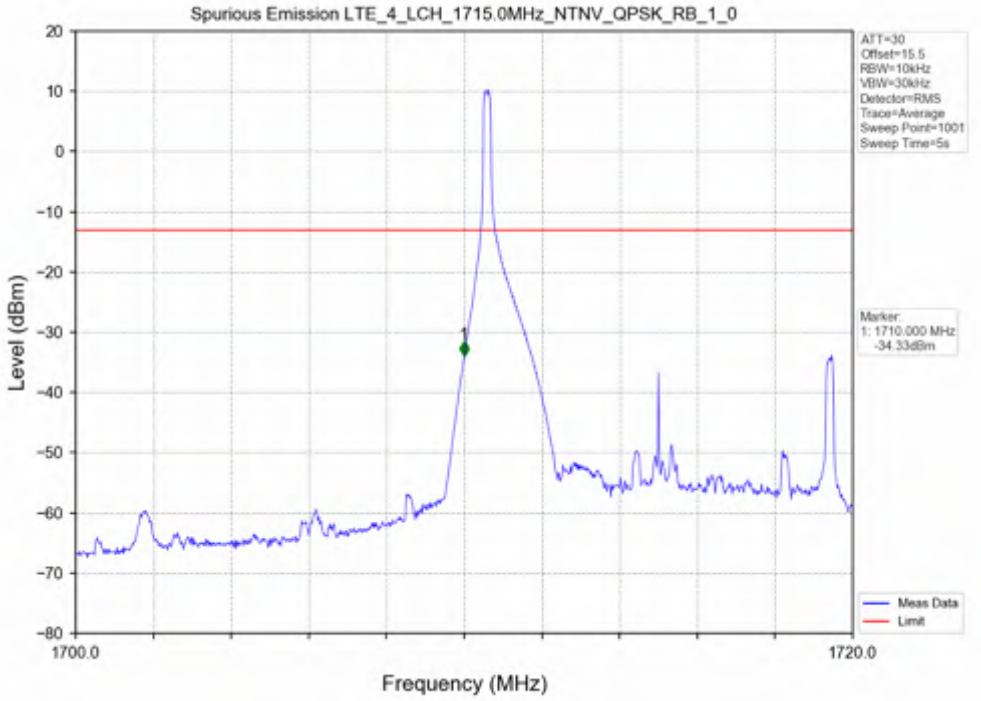
Spurious Emission LTE_4_LCH_1715.0MHz_NTNV_QPSK_RB_1_0
ATT=30
Offset=15.5
RBW=10kHz
VBW=30kHz
Detector=RMS
Trace=Average
Sweep Point=1001
Sweep Time=5s
Marker
1: 1710.000 MHz
-34.33dBm
Meas Data
Limit
Level (dBm)
Frequency (MHz)
1700.0
1720.0

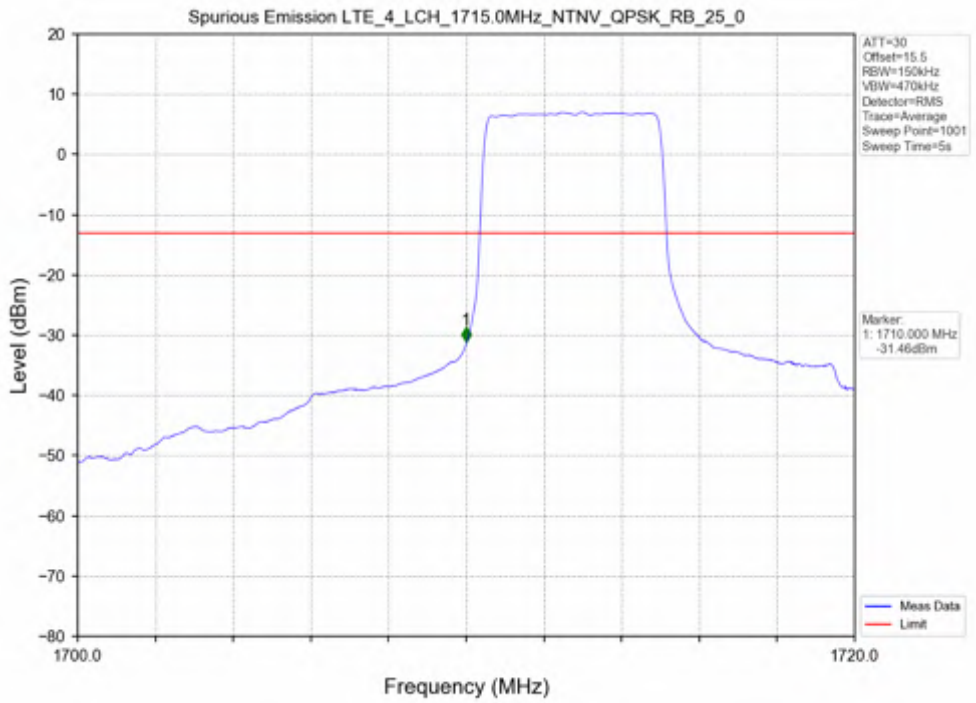
Spurious Emission LTE_4_LCH_1715.0MHz_NTNV_QPSK_RB_25_0
ATT=30
Offset=15.5
RBW=150kHz
VBW=470kHz
Detector=RMS
Trace=Average
Sweep Point=1001
Sweep Time=5s
Marker
1: 1710.000 MHz
-31.46dBm
Meas Data
Limit
Level (dBm)
Frequency (MHz)
1700.0
1720.0

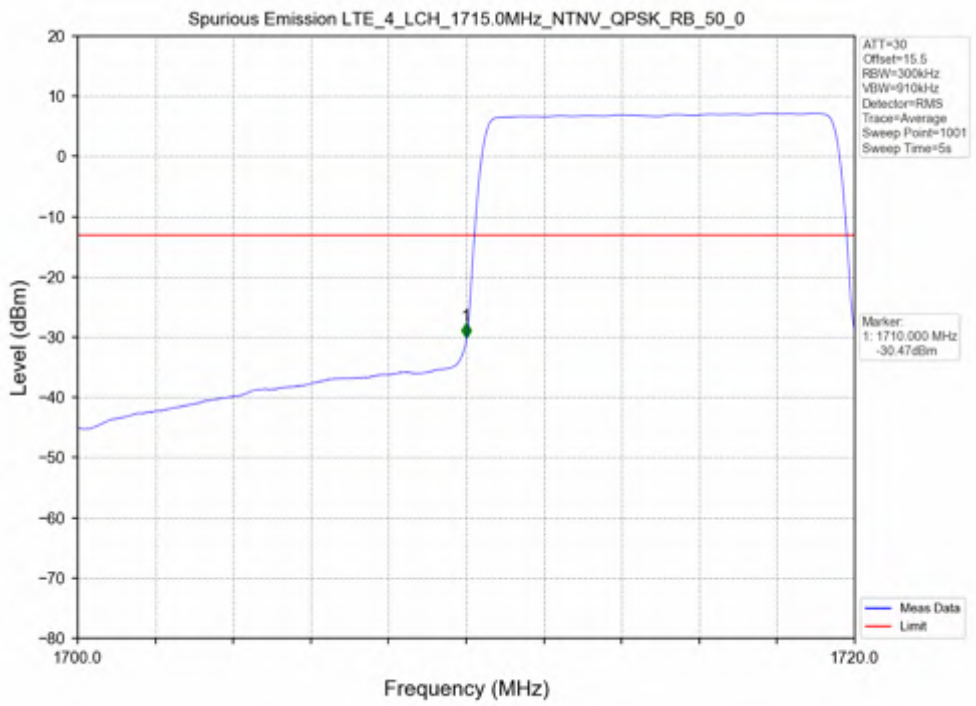
Spurious Emission LTE_4_LCH_1715.0MHz_NTNV_QPSK_RB_50_0
ATT=30
Offset=15.5
RBW=300kHz
VBW=910kHz
Detector=RMS
Trace=Average
Sweep Point=1001
Sweep Time=5s
Marker
1: 1710.000 MHz
-30.47dBm
Meas Data
Limit
Level (dBm)
Frequency (MHz)
1700.0
1720.0

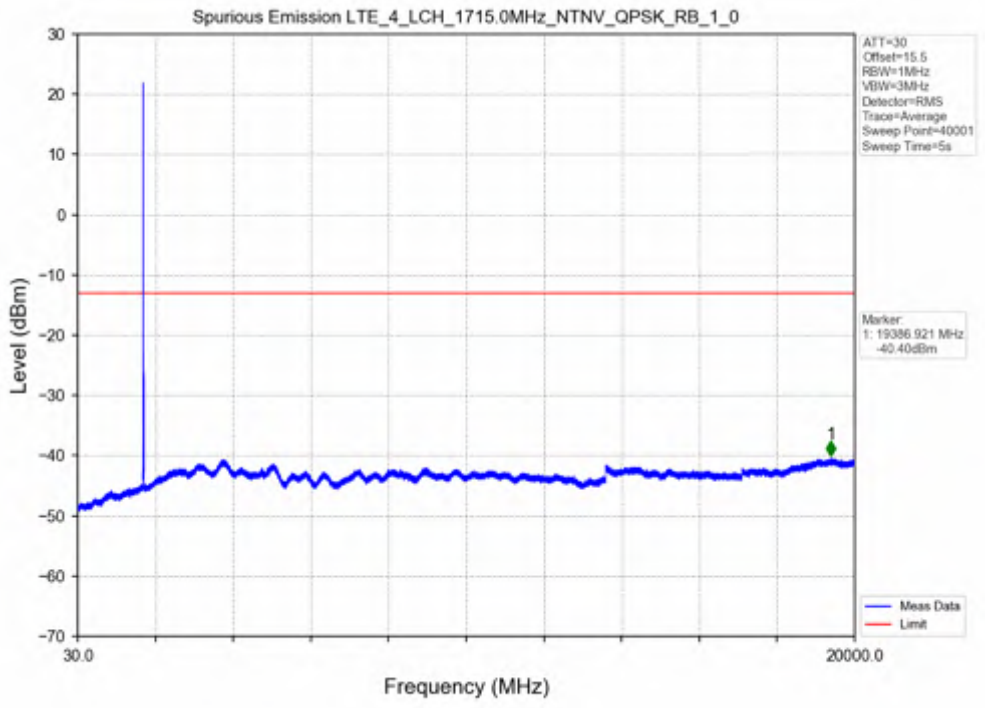
Spurious Emission LTE_4_LCH_1715.0MHz_NTNV_QPSK_RB_1_0
ATT=30
Offset=15.5
RBW=1MHz
VBW=3MHz
Detector=RMS
Trace=Average
Sweep Point=40001
Sweep Time=5s
Marker
1: 19386.921 MHz
-40.40dBm
Meas Data
Limit
Level (dBm)
Frequency (MHz)
30.0
20000.0

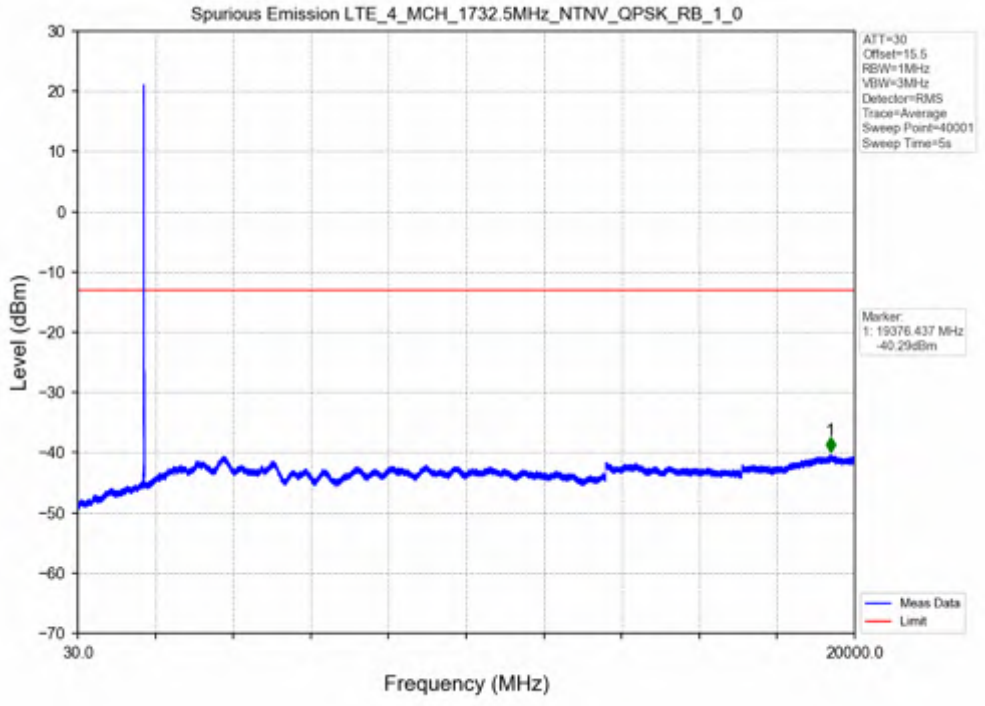
Spurious Emission LTE_4_MCH_1732.5MHz_NTNV_QPSK_RB_1_0
ATT=30
Offset=15.5
RBW=1MHz
VBW=3MHz
Detector=RMS
Trace=Average
Sweep Point=40001
Sweep Time=5s
Marker
1: 19376.437 MHz
-40.29dBm
Meas Data
Limit
Level (dBm)
Frequency (MHz)
30.0
20000.0

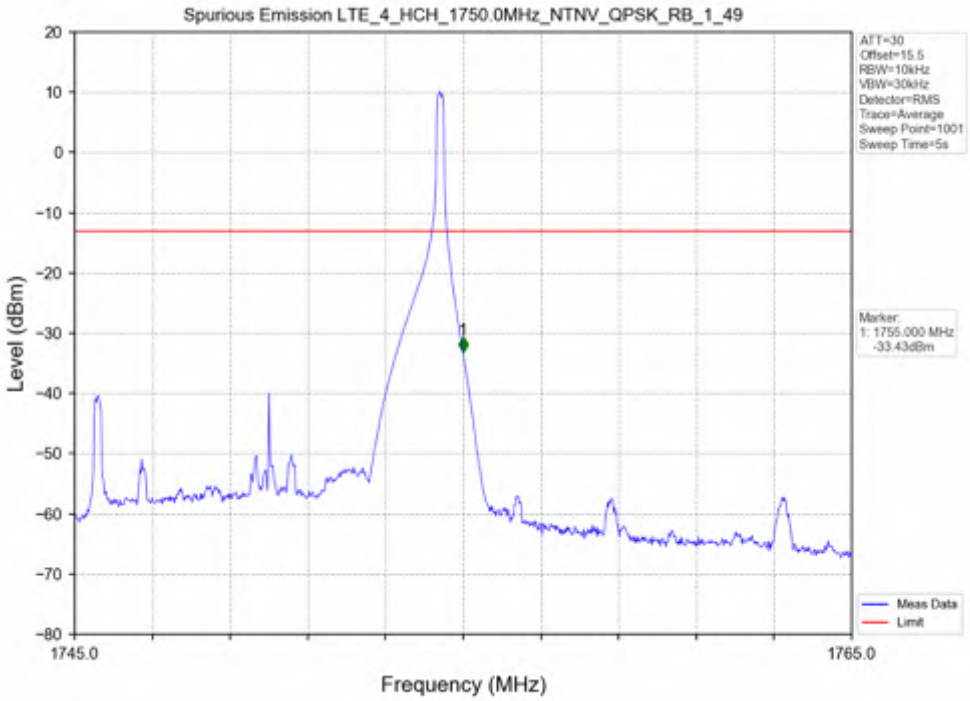
Spurious Emission LTE_4_HCH_1750.0MHz_NTNV_QPSK_RB_1_49
ATT=30
Offset=15.5
RBW=10kHz
VBW=30kHz
Detector=RMS
Trace=Average
Sweep Point=1001
Sweep Time=5s
Marker:
1: 1755.000 MHz
-33.43dBm
Meas Data
Limit
Level (dBm)
Frequency (MHz)
1745.0
1765.0

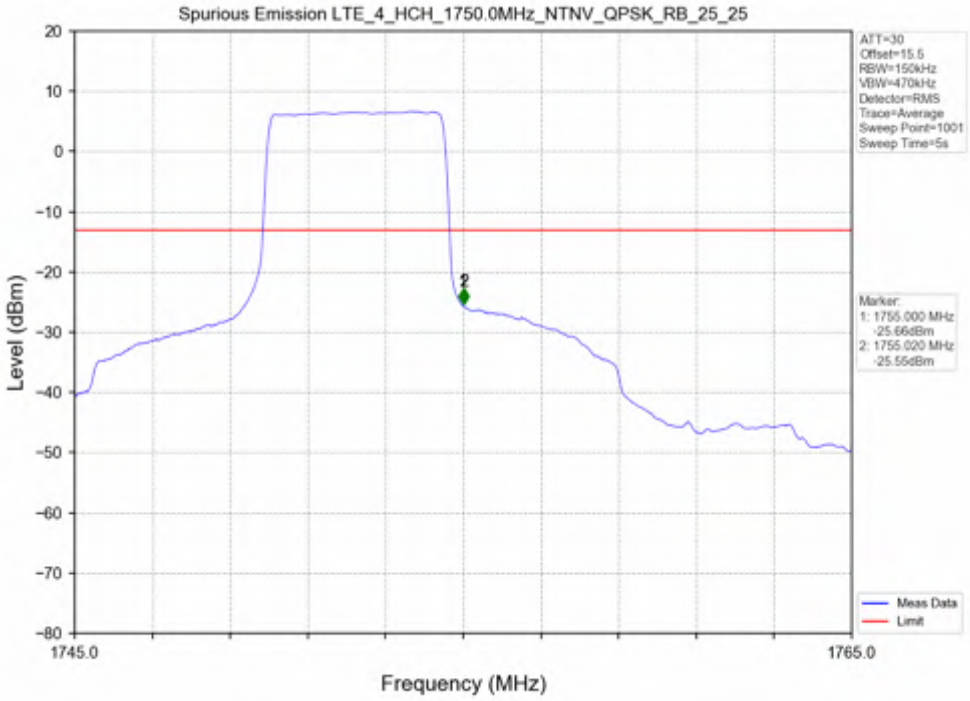
Spurious Emission LTE_4_HCH_1750.0MHz_NTNV_QPSK_RB_25_25
ATT=30
Offset=15.5
RBW=150kHz
VBW=470kHz
Detector=RMS
Trace=Average
Sweep Point=1001
Sweep Time=5s
Marker:
1: 1755.000 MHz
-25.66dBm
2: 1755.020 MHz
-25.55dBm
Meas Data
Limit
Level (dBm)
Frequency (MHz)
1745.0
1765.0

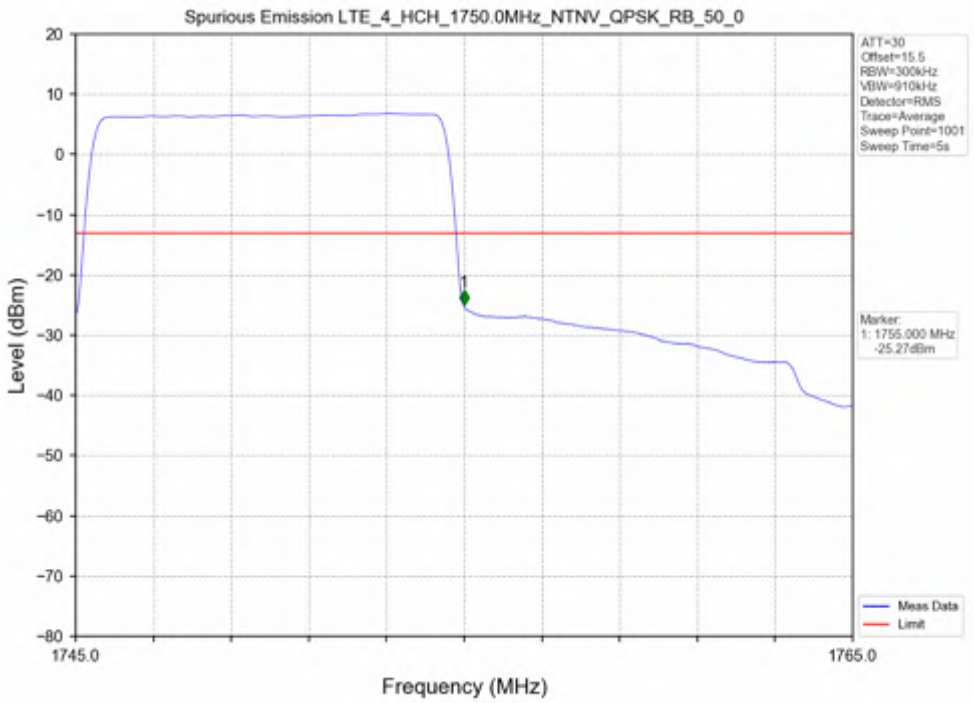
Spurious Emission LTE_4_HCH_1750.0MHz_NTNV_QPSK_RB_50_0
ATT=30
Offset=15.5
RBW=300kHz
VBW=910kHz
Detector=RMS
Trace=Average
Sweep Point=1001
Sweep Time=5s
Marker
1: 1755.000 MHz
-25.27dBm
Meas Data
Limit
Level (dBm)
Frequency (MHz)
1745.0
1765.0

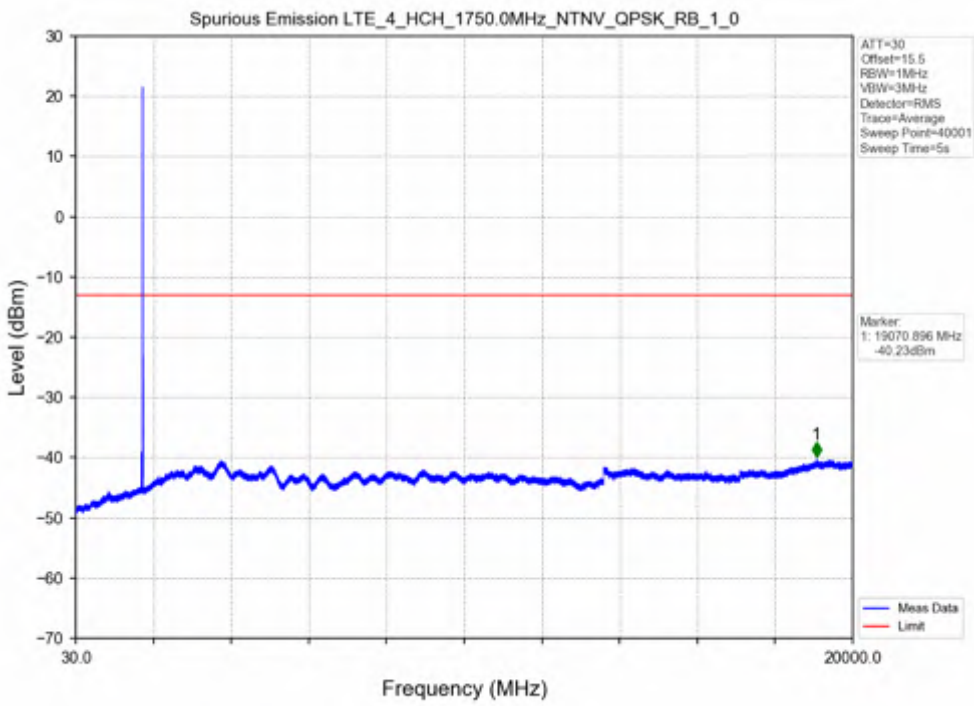
Spurious Emission LTE_4_HCH_1750.0MHz_NTNV_QPSK_RB_1_0
ATT=30
Offset=15.5
RBW=1MHz
VBW=3MHz
Detector=RMS
Trace=Average
Sweep Point=40001
Sweep Time=5s
Marker
1: 19070.896 MHz
-40.23dBm
Meas Data
Limit
Level (dBm)
Frequency (MHz)
30.0
20000.0

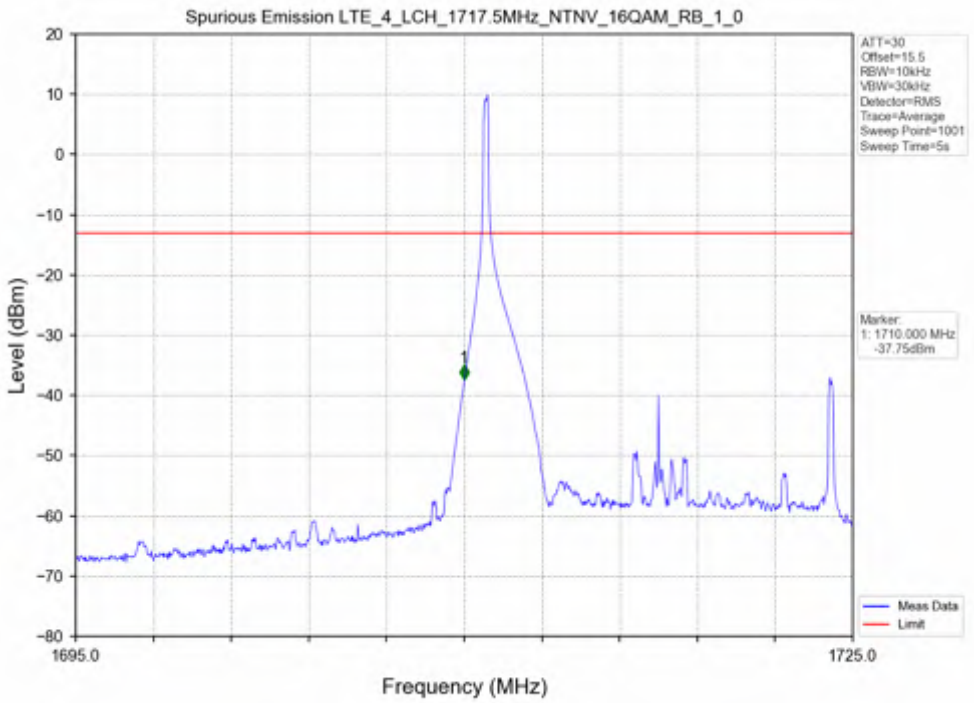
Spurious Emission LTE_4_LCH_1717.5MHz_NTNV_16QAM_RB_1_0
ATT=30
Offset=15.5
RBW=10kHz
VBW=30kHz
Detector=RMS
Trace=Average
Sweep Point=1001
Sweep Time=5s
Marker
1: 1710.000 MHz
-37.75dBm
Meas Data
Limit
Level (dBm)
Frequency (MHz)
1695.0
1725.0

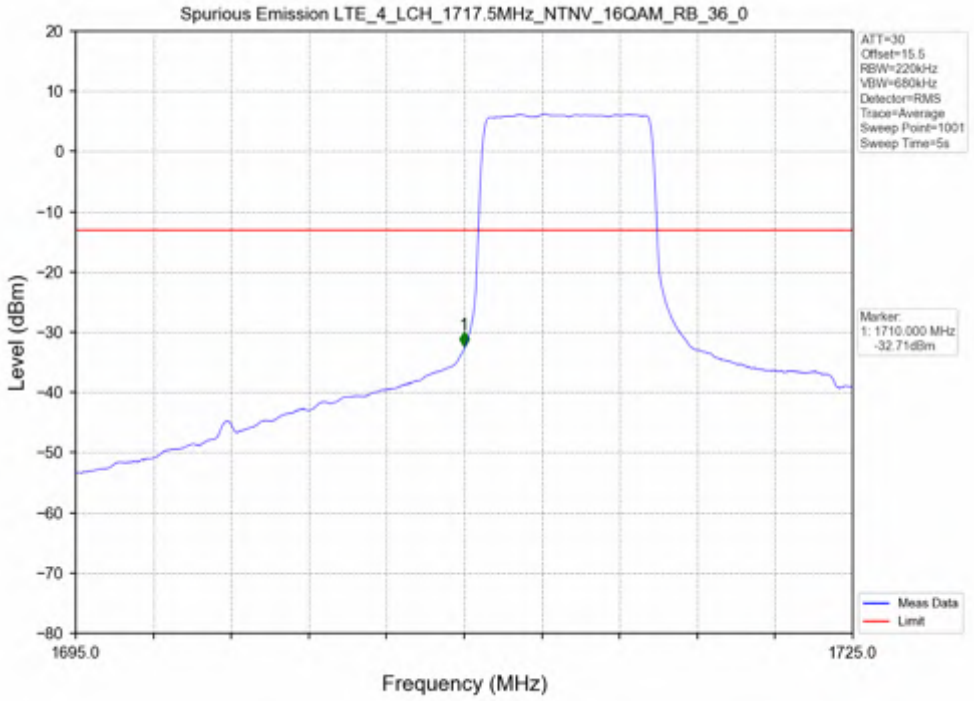
Spurious Emission LTE_4_LCH_1717.5MHz_NTNV_16QAM_RB_36_0
ATT=30
Offset=15.5
RBW=220kHz
VBW=680kHz
Detector=RMS
Trace=Average
Sweep Point=1001
Sweep Time=5s
Marker
1: 1710.000 MHz
-32.71dBm
Meas Data
Limit
Level (dBm)
Frequency (MHz)
1695.0
1725.0

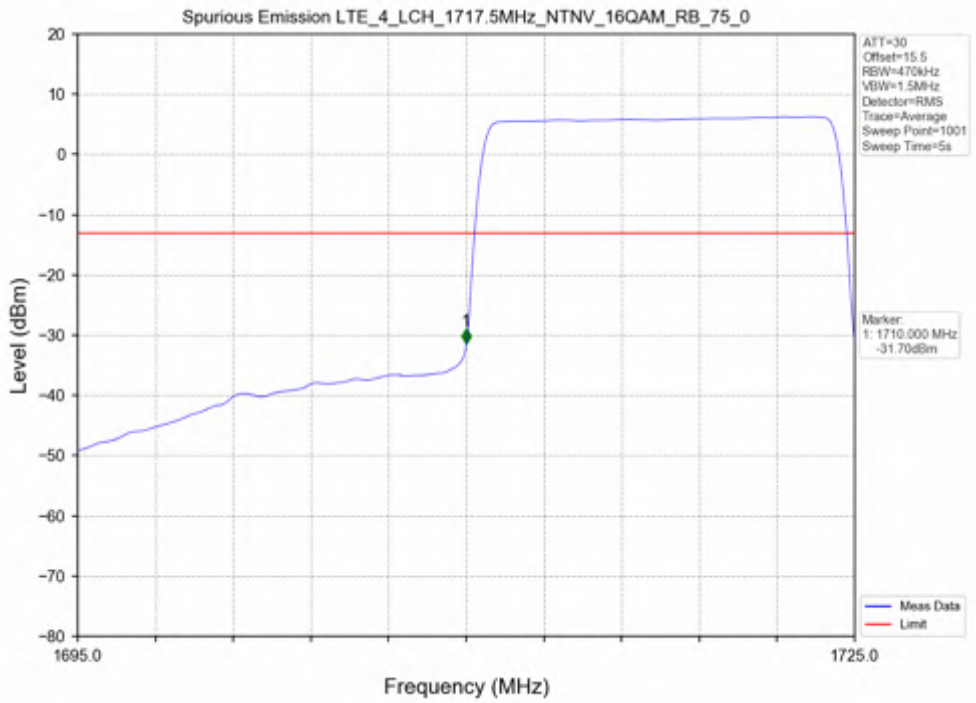
Spurious Emission LTE_4_LCH_1717.5MHz_NTNV_16QAM_RB_75_0
ATT=30
Offset=15.5
RBW=470kHz
VBW=1.5MHz
Detector=RMS
Trace=Average
Sweep Point=1001
Sweep Time=5s
Marker
1: 1710.000 MHz
-31.70dBm
Meas Data
Limit
Level (dBm)
Frequency (MHz)
1695.0
1725.0

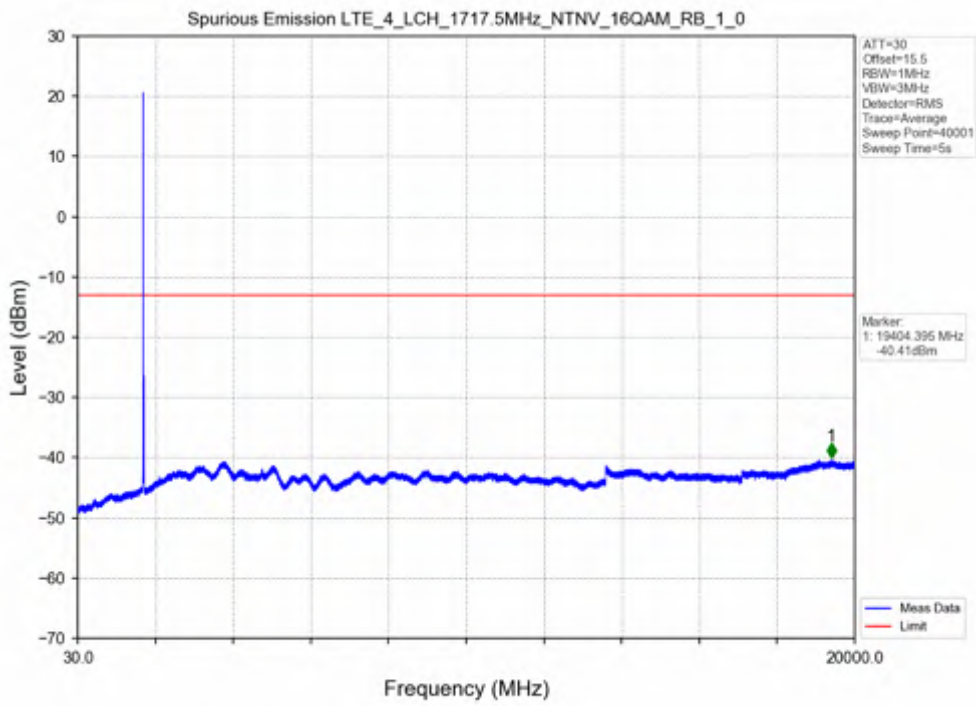
Spurious Emission LTE_4_LCH_1717.5MHz_NTNV_16QAM_RB_1_0
ATT=30
Offset=15.5
RBW=1MHz
VBW=3MHz
Detector=RMS
Trace=Average
Sweep Point=40001
Sweep Time=5s
Marker
1: 19404.395 MHz
-40.41dBm
Meas Data
Limit
Level (dBm)
Frequency (MHz)
30.0
20000.0

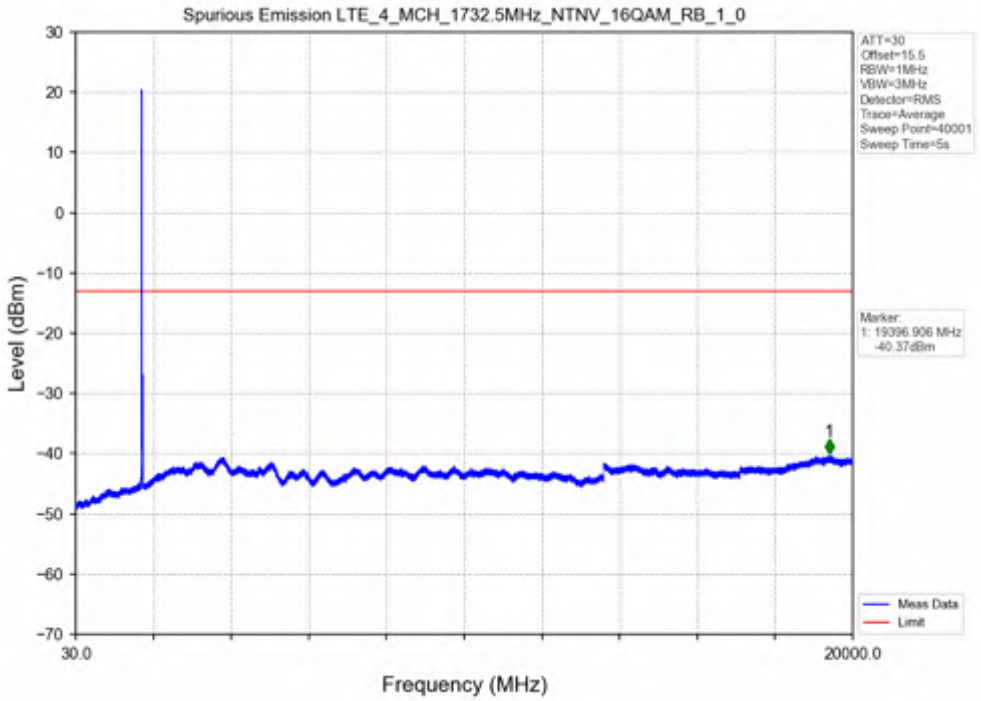
Spurious Emission LTE_4_MCH_1732.5MHz_NTNV_16QAM_RB_1_0
ATT=30
Offset=15.5
RBW=1MHz
VBW=3MHz
Detector=RMS
Trace=Average
Sweep Point=40001
Sweep Time=5s
Marker:
1: 19396.906 MHz
-40.37dBm
Meas Data
Limit
Level (dBm)
Frequency (MHz)
30.0
20000.0

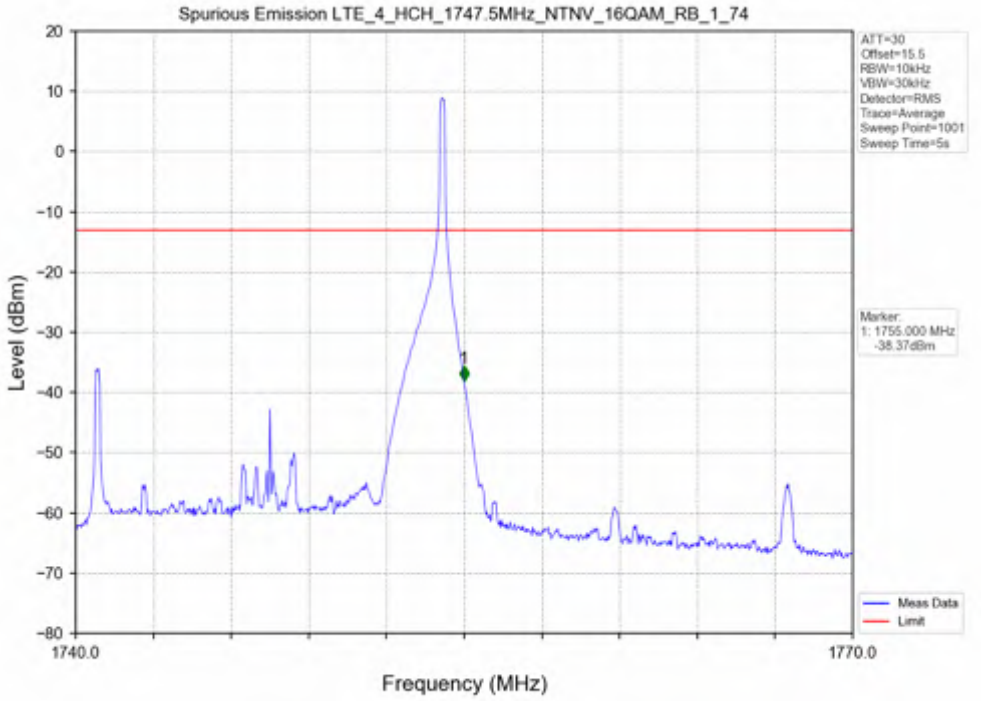
Spurious Emission LTE_4_HCH_1747.5MHz_NTNV_16QAM_RB_1_74
ATT=30
Offset=15.5
RBW=10kHz
VBW=30kHz
Detector=RMS
Trace=Average
Sweep Point=1001
Sweep Time=5s
Marker:
1: 1755.000 MHz
-38.37dBm
Meas Data
Limit
Level (dBm)
Frequency (MHz)
1740.0
1770.0

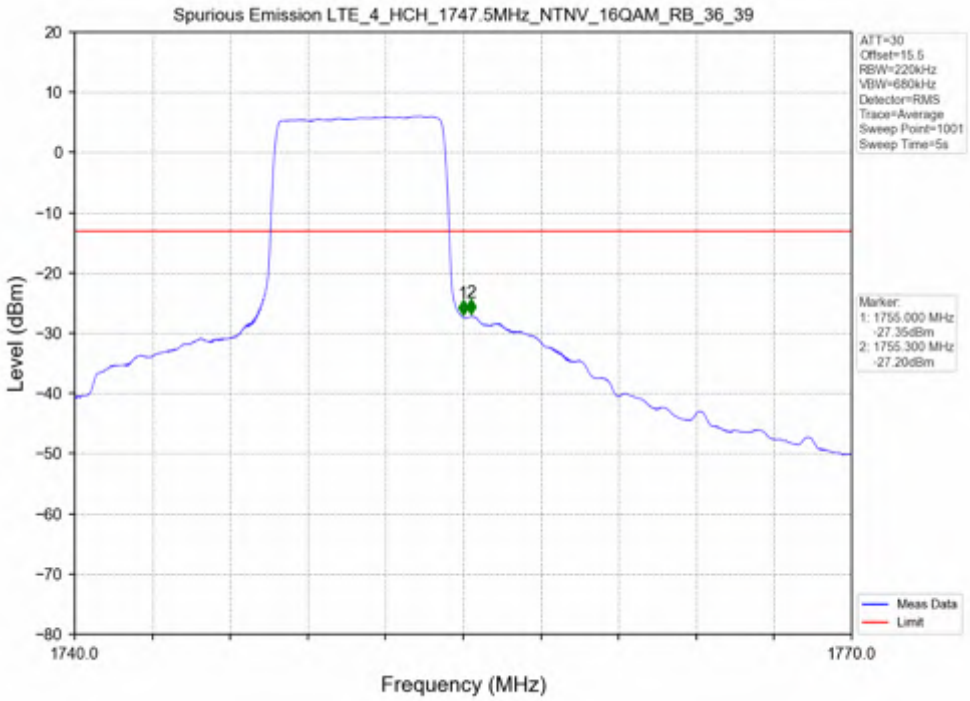
Spurious Emission LTE_4_HCH_1747.5MHz_NTNV_16QAM_RB_36_39
ATT=30
Offset=15.5
RBW=220kHz
VBW=680kHz
Detector=RMS
Trace=Average
Sweep Point=1001
Sweep Time=5s
Marker:
1: 1755.000 MHz
-27.35dBm
2: 1755.300 MHz
-27.20dBm
Meas Data
Limit
Level (dBm)
Frequency (MHz)
1740.0
1770.0

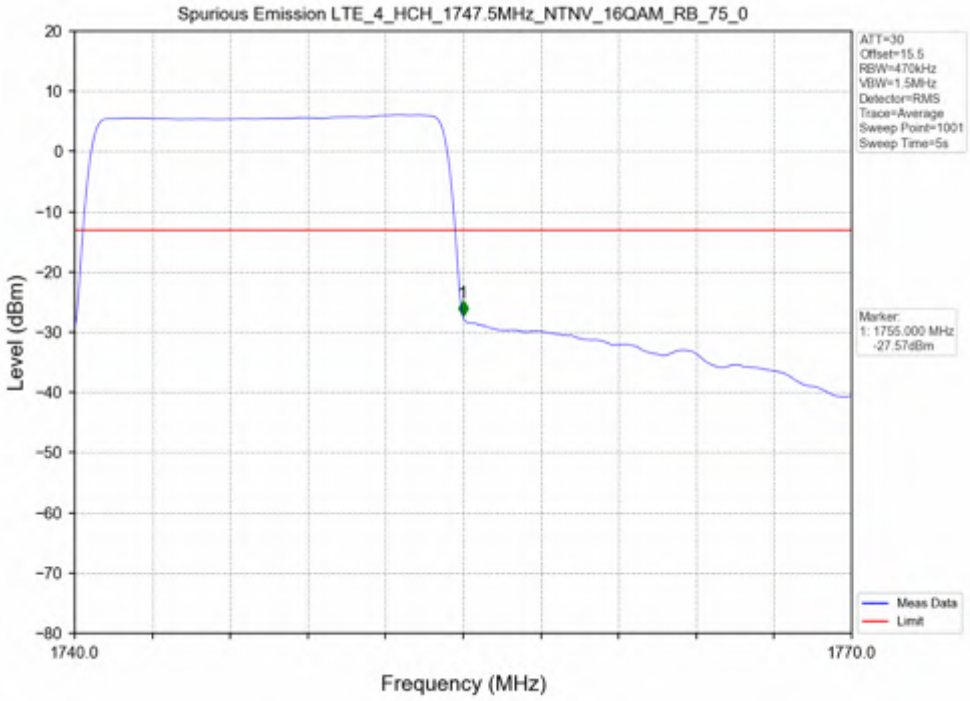
Spurious Emission LTE_4_HCH_1747.5MHz_NTNV_16QAM_RB_75_0
ATT=30
Offset=15.5
RBW=470kHz
VBW=1.5MHz
Detector=RMS
Trace=Average
Sweep Point=1001
Sweep Time=5s
Marker:
1: 1755.000 MHz
-27.57dBm
Meas Data
Limit
Level (dBm)
Frequency (MHz)
1740.0
1770.0