Appendix B
Detailed Test Results

1. GSM
GSM850
GSM1900
2. WCDMA
WCDMA Band II
WCDMA Band IV
WCDMA Band V
3. LTE
LTE Band 7
LTE Band 12
LTE Band 13
LTE Band 25
LTE Band 26
LTE Band 30
LTE Band 41
LTE Band 66
LTE Band 71
4. WIFI&BT
WIFI 2.4G
WIFI 5G
Bluetooth
5. NFC
NFC

Date: 2026/07/22

Test Laboratory: SGS-SAR Lab

GSM850 GPRS 4TS 190CH Right side 0mm

Communication System: UID 0, GPRS/EGPRS Mode(4up) Communication System (0); Frequency: 836.6 MHz;Duty Cycle: 1:2.075

Medium: HSL835;Medium parameters used: f = 837 MHz; σ = 0.92 S/m; ε_r = 42.228; ρ = 1000 kg/m^3
Phantom section: Flat Section

DASY 5 Configuration:

- Probe: EX3DV4 - SN3923; ConvF(10.09, 10.09, 10.09); Calibrated: 2026/01/12
- Sensor-Surface: 1.4mm (Mechanical Surface Detection)
- Electronics: DAE4 Sn1245; Calibrated: 2025/09/08
- Phantom: SAM 1; Type: SAM; Serial: 1609
- DASY52 52.10.4(1527); SEMCAD X 14.6.14(7483)

Configuration/Scan/Area Scan (7x16x1): Measurement grid: dx=15mm, dy=15mm
Maximum value of SAR (measured) = 1.71 W/kg

Configuration/Scan/Zoom Scan (5x5x7)/Cube 0: Measurement grid: dx=8mm, dy=8mm, dz=5mm
Reference Value = 17.50 V/m; Power Drift = -0.08 dB
Peak SAR (extrapolated) = 2.45 W/kg
SAR(1 g) = 1.44 W/kg; SAR(10 g) = 0.836 W/kg
Smallest distance from peaks to all points 3 dB below = 10.7 mm
Ratio of SAR at M2 to SAR at M1 = 58.5%
Maximum value of SAR (measured) = 2.12 W/kg

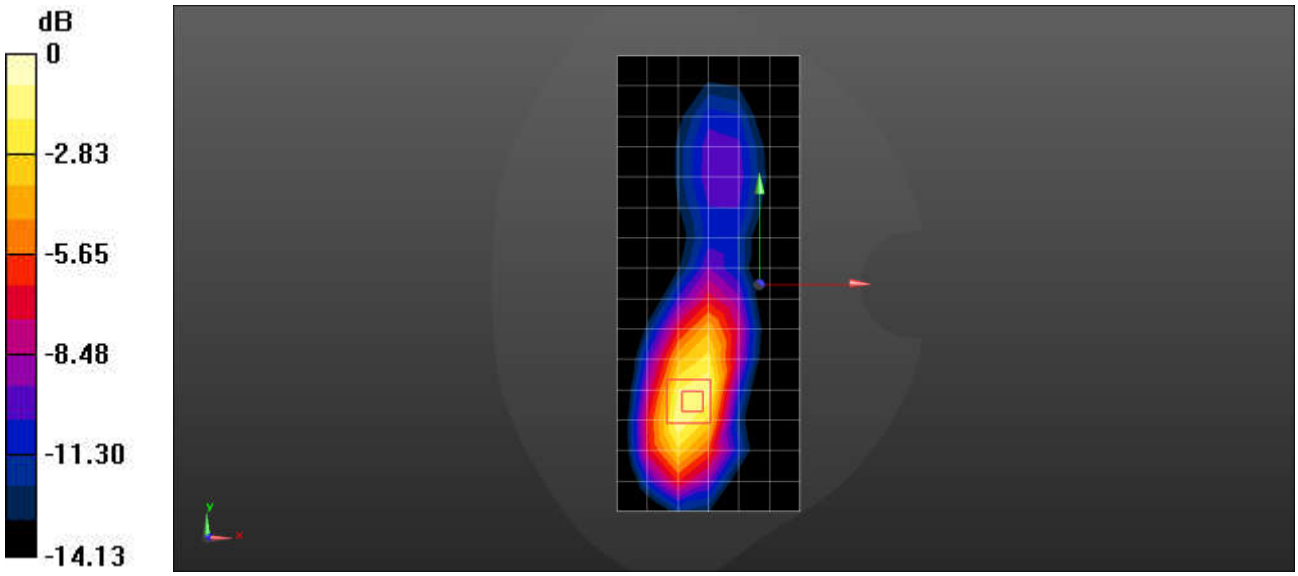

0 dB = 2.12 W/kg = 3.26 dBW/kg

Date: 2026/07/26

Test Laboratory: SGS-SAR Lab

GSM1900 GPRS 3TS 661CH Right side 0mm

Communication System: UID 0, GPRS/EGPRS Mode(3up) Communication System (0); Frequency: 1880 MHz;Duty Cycle: 1:2.77

Medium: HSL1950;Medium parameters used: f = 1880 MHz; σ = 1.336 S/m; ε_r = 38.917; ρ = 1000 kg/m^3
Phantom section: Flat Section

DASY 5 Configuration:

- Probe: EX3DV4 - SN3923; ConvF(8.43, 8.43, 8.43); Calibrated: 2026/01/12
- Sensor-Surface: 1.4mm (Mechanical Surface Detection)
- Electronics: DAE4 Sn1245; Calibrated: 2025/09/08
- Phantom: SAM 1; Type: SAM; Serial: 1609
- DASY52 52.10.4(1527); SEMCAD X 14.6.14(7483)

Configuration/Scan/Area Scan (7x16x1): Measurement grid: dx=15mm, dy=15mm
Maximum value of SAR (measured) = 3.93 W/kg

Configuration/Scan/Zoom Scan (5x5x7)/Cube 0: Measurement grid: dx=8mm, dy=8mm, dz=5mm
Reference Value = 10.99 V/m; Power Drift = 0.19 dB
Peak SAR (extrapolated) = 5.55 W/kg
SAR(1 g) = 3.04 W/kg; SAR(10 g) = 1.52 W/kg
Smallest distance from peaks to all points 3 dB below = 9.6 mm
Ratio of SAR at M2 to SAR at M1 = 55.4%
Maximum value of SAR (measured) = 4.68 W/kg

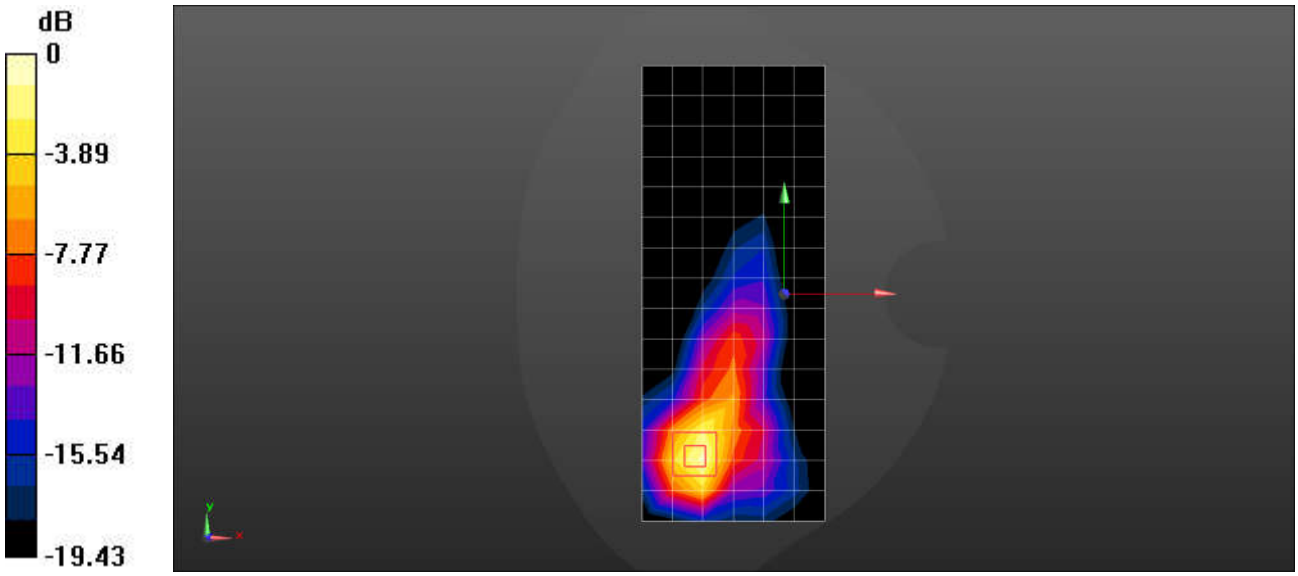

0 dB = 4.68 W/kg = 6.70 dBW/kg

Date: 2026/07/26

Test Laboratory: SGS-SAR Lab

WCDMA II RMC 9400CH Right side 0mm

Communication System: UID 0, WCDMA (0); Frequency: 1880 MHz;Duty Cycle: 1:1

Medium: HSL1950;Medium parameters used: f = 1880 MHz; σ = 1.336 S/m; ε_r = 38.917; ρ = 1000 kg/m^3
Phantom section: Flat Section

DASY 5 Configuration:

- Probe: EX3DV4 - SN3923; ConvF(8.43, 8.43, 8.43); Calibrated: 2026/01/12
- Sensor-Surface: 1.4mm (Mechanical Surface Detection)
- Electronics: DAE4 Sn1245; Calibrated: 2025/09/08
- Phantom: SAM 1; Type: SAM; Serial: 1609
- DASY52 52.10.4(1527); SEMCAD X 14.6.14(7483)

Configuration/Scan/Area Scan (7x16x1): Measurement grid: dx=15mm, dy=15mm
Maximum value of SAR (measured) = 4.96 W/kg

Configuration/Scan/Zoom Scan (5x5x7)/Cube 0: Measurement grid: dx=8mm, dy=8mm, dz=5mm
Reference Value = 12.49 V/m; Power Drift = -0.09 dB
Peak SAR (extrapolated) = 6.94 W/kg
SAR(1 g) = 3.77 W/kg; SAR(10 g) = 1.91 W/kg
Smallest distance from peaks to all points 3 dB below = 9.6 mm
Ratio of SAR at M2 to SAR at M1 = 55.6%
Maximum value of SAR (measured) = 5.77 W/kg

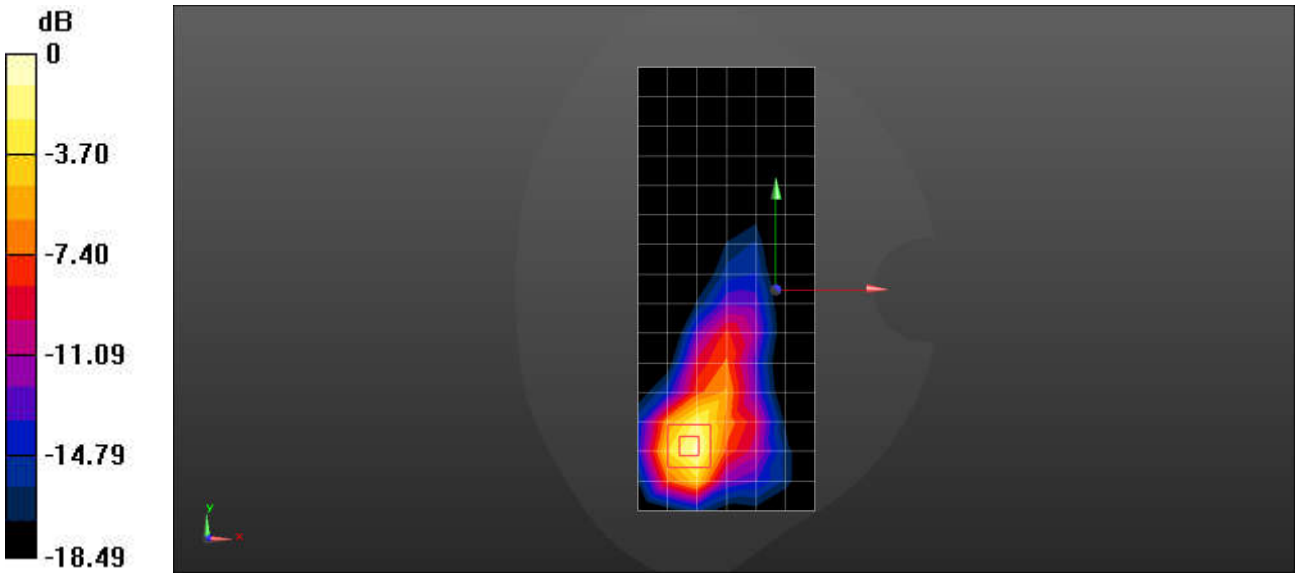

0 dB = 5.77 W/kg = 7.61 dBW/kg

Date: 2026/07/24

Test Laboratory: SGS-SAR Lab

WCDMA IV RMC 1412CH Right side 0mm

Communication System: UID 0, WCDMA (0); Frequency: 1732.4 MHz;Duty Cycle: 1:1

Medium: HSL1750;Medium parameters used: f = 1732.4 MHz; σ = 1.321 S/m; ε_r = 38.975; ρ = 1000 kg/m^3
Phantom section: Flat Section

DASY 5 Configuration:

- Probe: EX3DV4 - SN3923; ConvF(8.78, 8.78, 8.78); Calibrated: 2026/01/12
- Sensor-Surface: 1.4mm (Mechanical Surface Detection)
- Electronics: DAE4 Sn1245; Calibrated: 2025/09/08
- Phantom: SAM 1; Type: SAM; Serial: 1609
- DASY52 52.10.4(1527); SEMCAD X 14.6.14(7483)

Configuration/Scan/Area Scan (7x16x1): Measurement grid: dx=15mm, dy=15mm
Maximum value of SAR (measured) = 3.34 W/kg

Configuration/Scan/Zoom Scan (5x5x7)/Cube 0: Measurement grid: dx=8mm, dy=8mm, dz=5mm
Reference Value = 11.92 V/m; Power Drift = -0.19 dB
Peak SAR (extrapolated) = 4.47 W/kg
SAR(1 g) = 2.68 W/kg; SAR(10 g) = 1.52 W/kg
Smallest distance from peaks to all points 3 dB below = 12.2 mm
Ratio of SAR at M2 to SAR at M1 = 61%
Maximum value of SAR (measured) = 3.82 W/kg

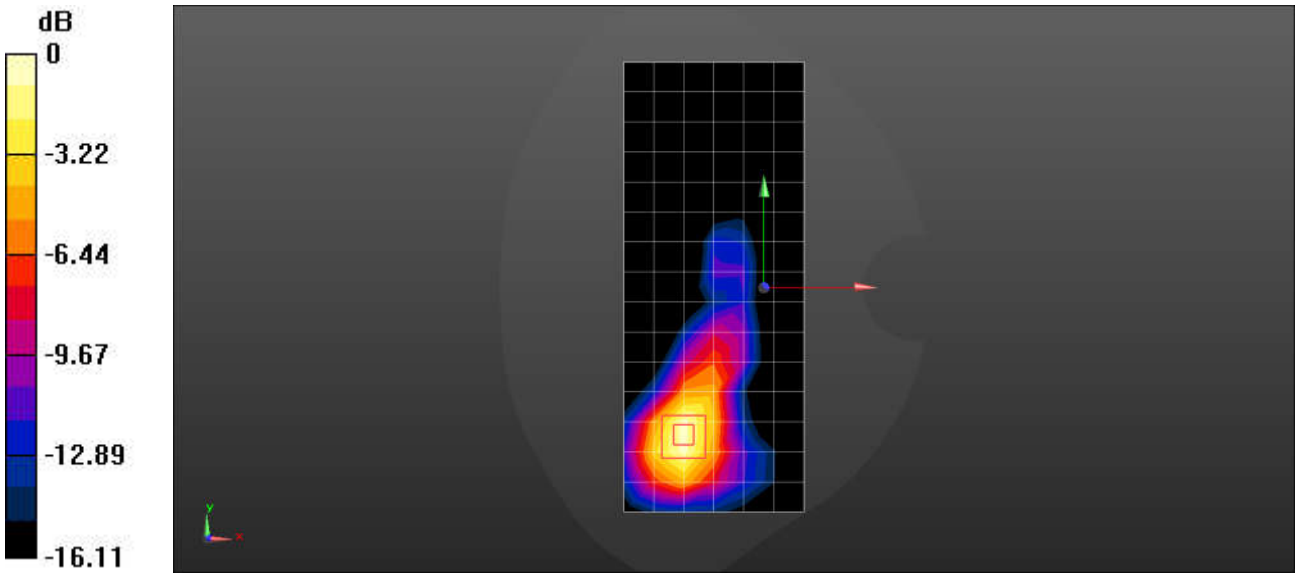

0 dB = 3.82 W/kg = 5.82 dBW/kg

Date: 2026/07/22

Test Laboratory: SGS-SAR Lab

WCDMA V RMC 4182CH Right side 0mm

Communication System: UID 0, WCDMA (0); Frequency: 836.4 MHz;Duty Cycle: 1:1

Medium: HSL835;Medium parameters used: f = 836.4 MHz; σ = 0.92 S/m; ε_r = 42.234; ρ = 1000 kg/m^3
Phantom section: Flat Section

DASY 5 Configuration:

- Probe: EX3DV4 - SN3923; ConvF(10.09, 10.09, 10.09); Calibrated: 2026/01/12
- Sensor-Surface: 1.4mm (Mechanical Surface Detection)
- Electronics: DAE4 Sn1245; Calibrated: 2025/09/08
- Phantom: SAM 1; Type: SAM; Serial: 1609
- DASY52 52.10.4(1527); SEMCAD X 14.6.14(7483)

Configuration/Scan/Area Scan (7x16x1): Measurement grid: dx=15mm, dy=15mm
Maximum value of SAR (measured) = 2.12 W/kg

Configuration/Scan/Zoom Scan (5x5x7)/Cube 0: Measurement grid: dx=8mm, dy=8mm, dz=5mm
Reference Value = 17.66 V/m; Power Drift = -0.09 dB
Peak SAR (extrapolated) = 2.98 W/kg
SAR(1 g) = 1.7 W/kg; SAR(10 g) = 0.998 W/kg
Smallest distance from peaks to all points 3 dB below = 11.3 mm
Ratio of SAR at M2 to SAR at M1 = 56.9%
Maximum value of SAR (measured) = 2.54 W/kg

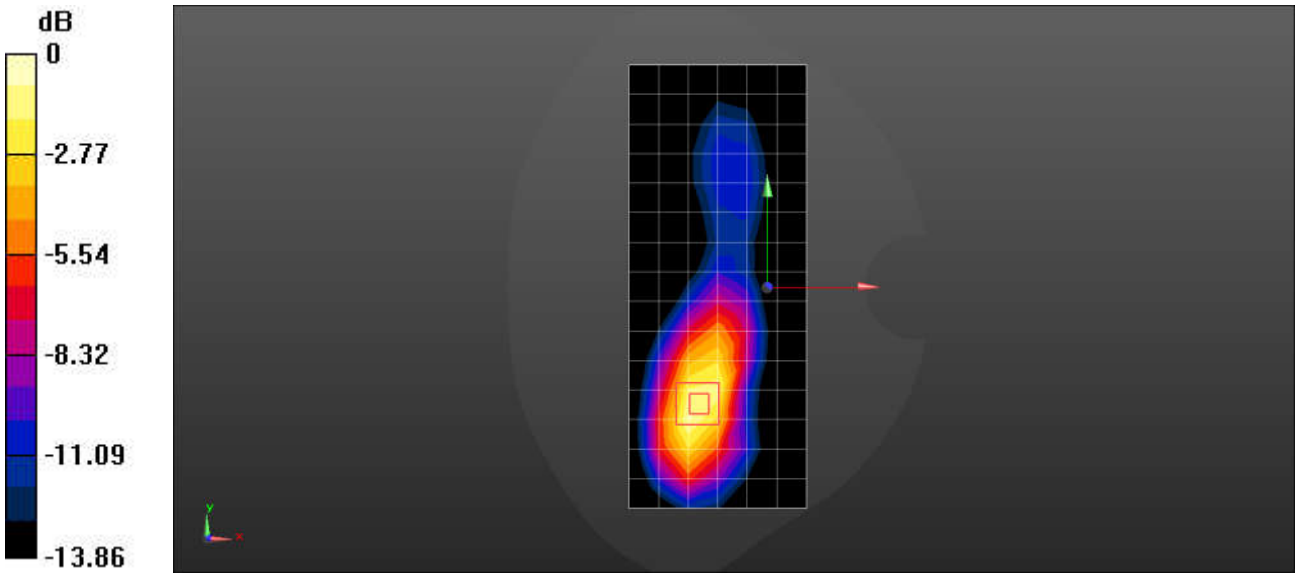

0 dB = 2.54 W/kg = 4.05 dBW/kg

Date: 2026/07/30

Test Laboratory: SGS-SAR Lab

LTE Band 7 20M QPSK 1RB0 21100CH Right side 0mm

Communication System: UID 0, LTE-FDD BW 20MHz (0); Frequency: 2535 MHz;Duty Cycle: 1:1

Medium: HSL2600;Medium parameters used: f = 2535 MHz; σ = 1.876 S/m; ε_r = 38.586; ρ = 1000 kg/m^3
Phantom section: Flat Section

DASY 5 Configuration:

- Probe: EX3DV4 - SN3923; ConvF(7.75, 7.75, 7.75); Calibrated: 2026/01/12
- Sensor-Surface: 1.4mm (Mechanical Surface Detection)
- Electronics: DAE4 Sn1245; Calibrated: 2025/09/08
- Phantom: SAM 1; Type: SAM; Serial: 1609
- DASY52 52.10.4(1527); SEMCAD X 14.6.14(7483)

Configuration/Scan/Area Scan (8x19x1): Measurement grid: dx=12mm, dy=12mm
Maximum value of SAR (measured) = 8.50 W/kg

Configuration/Scan/Zoom Scan (7x7x7)/Cube 0: Measurement grid: dx=5mm, dy=5mm, dz=5mm
Reference Value = 14.73 V/m; Power Drift = -0.01 dB
Peak SAR (extrapolated) = 11.5 W/kg
SAR(1 g) = 5.9 W/kg; SAR(10 g) = 2.56 W/kg
Smallest distance from peaks to all points 3 dB below = 7.2 mm
Ratio of SAR at M2 to SAR at M1 = 55.3%
Maximum value of SAR (measured) = 9.38 W/kg

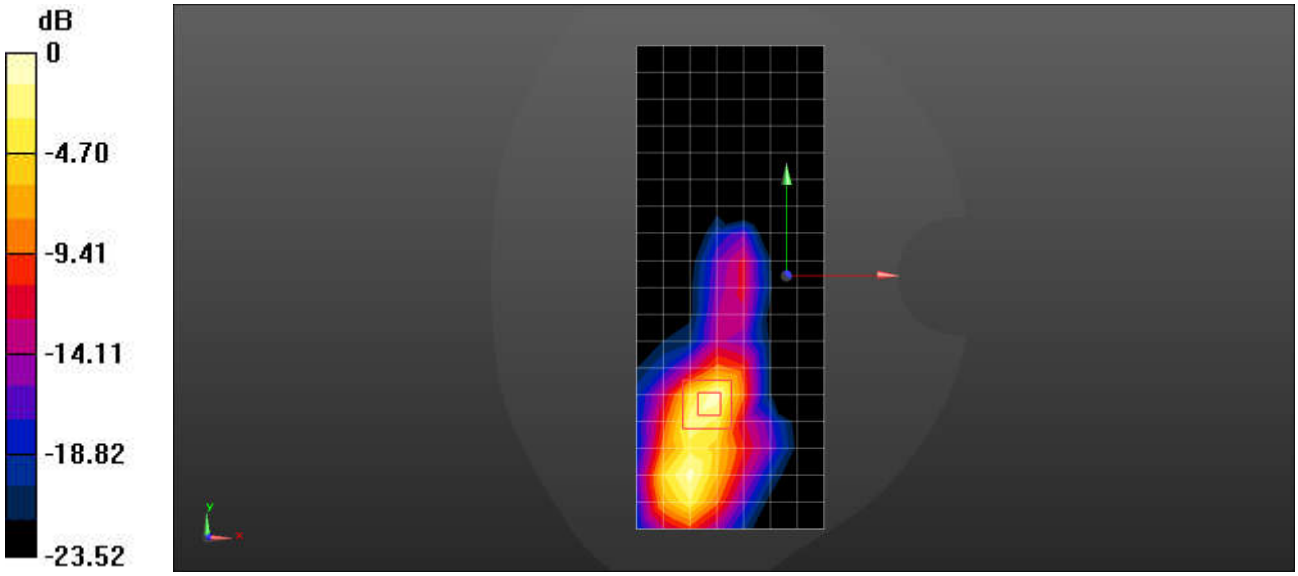

0 dB = 9.38 W/kg = 9.72 dBW/kg

Date: 2026/07/20

Test Laboratory: SGS-SAR Lab

LTE Band 12 10M QPSK 1RB0 23095CH Right side 0mm

Communication System: UID 0, LTE-FDD BW 10MHZ (0); Frequency: 707.5 MHz;Duty Cycle: 1:1

Medium: HSL750;Medium parameters used: f = 707.5 MHz; σ = 0.884 S/m; ε_r = 42.794; ρ = 1000 kg/m^3
Phantom section: Flat Section

DASY 5 Configuration:

- Probe: EX3DV4 - SN3923; ConvF(10.54, 10.54, 10.54); Calibrated: 2026/01/12
- Sensor-Surface: 1.4mm (Mechanical Surface Detection)
- Electronics: DAE4 Sn1245; Calibrated: 2025/09/08
- Phantom: SAM 1; Type: SAM; Serial: 1609
- DASY52 52.10.4(1527); SEMCAD X 14.6.14(7483)

Configuration/Scan/Area Scan (7x16x1): Measurement grid: dx=15mm, dy=15mm
Maximum value of SAR (measured) = 2.17 W/kg

Configuration/Scan/Zoom Scan (5x5x7)/Cube 0: Measurement grid: dx=8mm, dy=8mm, dz=5mm
Reference Value = 8.294 V/m; Power Drift = 0.03 dB
Peak SAR (extrapolated) = 2.60 W/kg
SAR(1 g) = 1.49 W/kg; SAR(10 g) = 0.885 W/kg
Smallest distance from peaks to all points 3 dB below = 10.7 mm
Ratio of SAR at M2 to SAR at M1 = 58.1%
Maximum value of SAR (measured) = 2.18 W/kg

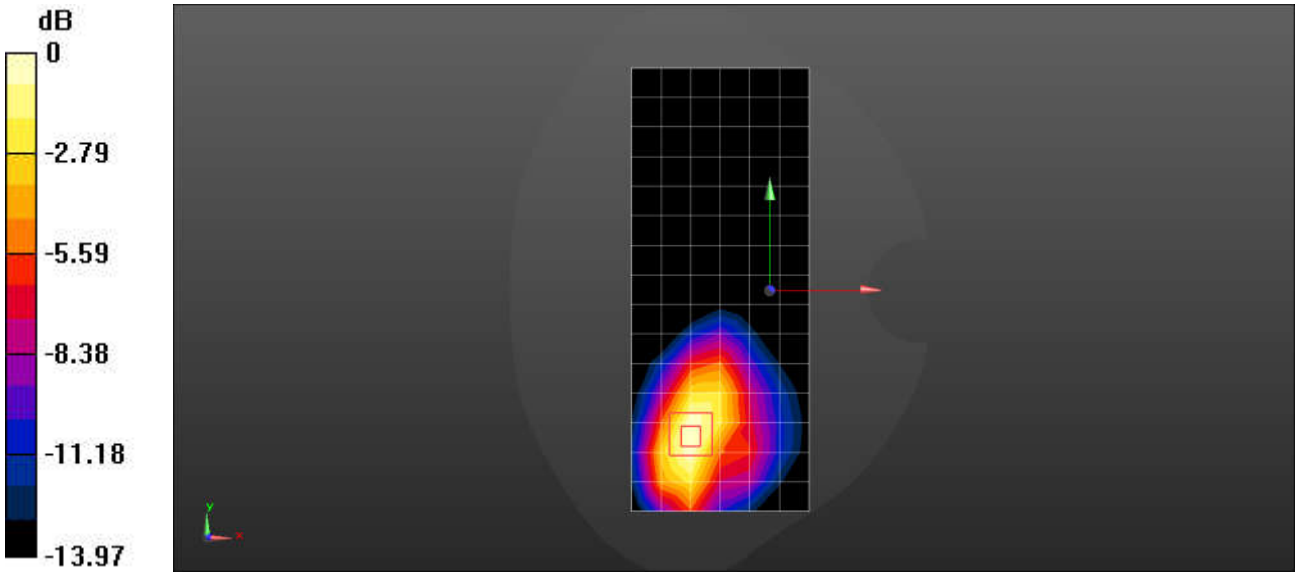

0 dB = 2.18 W/kg = 3.38 dBW/kg

Date: 2026/07/20

Test Laboratory: SGS-SAR Lab

LTE Band 13 10M QPSK 1RB0 23230CH Right side 0mm

Communication System: UID 0, LTE-FDD BW 10MHZ (0); Frequency: 782 MHz;Duty Cycle: 1:1

Medium: HSL750;Medium parameters used: f = 782 MHz; σ = 0.925 S/m; ε_r = 42.46; ρ = 1000 kg/m^3
Phantom section: Flat Section

DASY 5 Configuration:

- Probe: EX3DV4 - SN3923; ConvF(10.54, 10.54, 10.54); Calibrated: 2026/01/12
- Sensor-Surface: 1.4mm (Mechanical Surface Detection)
- Electronics: DAE4 Sn1245; Calibrated: 2025/09/08
- Phantom: SAM 1; Type: SAM; Serial: 1609
- DASY52 52.10.4(1527); SEMCAD X 14.6.14(7483)

Configuration/Scan/Area Scan (7x16x1): Measurement grid: dx=15mm, dy=15mm
Maximum value of SAR (measured) = 2.38 W/kg

Configuration/Scan/Zoom Scan (5x5x7)/Cube 0: Measurement grid: dx=8mm, dy=8mm, dz=5mm
Reference Value = 14.42 V/m; Power Drift = -0.02 dB
Peak SAR (extrapolated) = 3.16 W/kg
SAR(1 g) = 1.91 W/kg; SAR(10 g) = 1.13 W/kg
Smallest distance from peaks to all points 3 dB below = 10.7 mm
Ratio of SAR at M2 to SAR at M1 = 61.4%
Maximum value of SAR (measured) = 2.74 W/kg

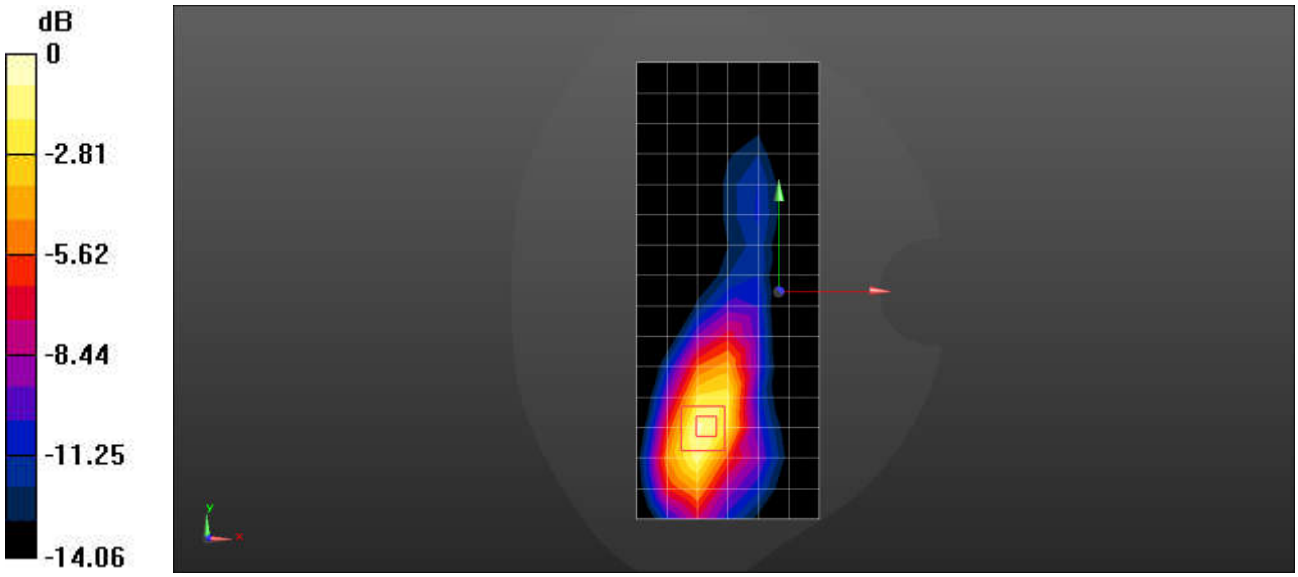

0 dB = 2.74 W/kg = 4.38 dBW/kg

Date: 2026/07/26

Test Laboratory: SGS-SAR Lab

LTE Band 25 20M QPSK 1RB0 26365CH Right side 0mm

Communication System: UID 0, LTE-FDD BW 20MHz (0); Frequency: 1882.5 MHz;Duty Cycle: 1:1

Medium: HSL1950;Medium parameters used: f = 1882.5 MHz; σ = 1.337 S/m; ε_r = 38.916; ρ = 1000 kg/m^3
Phantom section: Flat Section

DASY 5 Configuration:

- Probe: EX3DV4 - SN3923; ConvF(8.43, 8.43, 8.43); Calibrated: 2026/01/12
- Sensor-Surface: 1.4mm (Mechanical Surface Detection)
- Electronics: DAE4 Sn1245; Calibrated: 2025/09/08
- Phantom: SAM 1; Type: SAM; Serial: 1609
- DASY52 52.10.4(1527); SEMCAD X 14.6.14(7483)

Configuration/Scan/Area Scan (7x16x1): Measurement grid: dx=15mm, dy=15mm
Maximum value of SAR (measured) = 4.58 W/kg

Configuration/Scan/Zoom Scan (5x5x7)/Cube 0: Measurement grid: dx=8mm, dy=8mm, dz=5mm
Reference Value = 11.62 V/m; Power Drift = 0.01 dB
Peak SAR (extrapolated) = 6.14 W/kg
SAR(1 g) = 3.64 W/kg; SAR(10 g) = 1.86 W/kg
Smallest distance from peaks to all points 3 dB below = 9.7 mm
Ratio of SAR at M2 to SAR at M1 = 57.1%
Maximum value of SAR (measured) = 5.23 W/kg

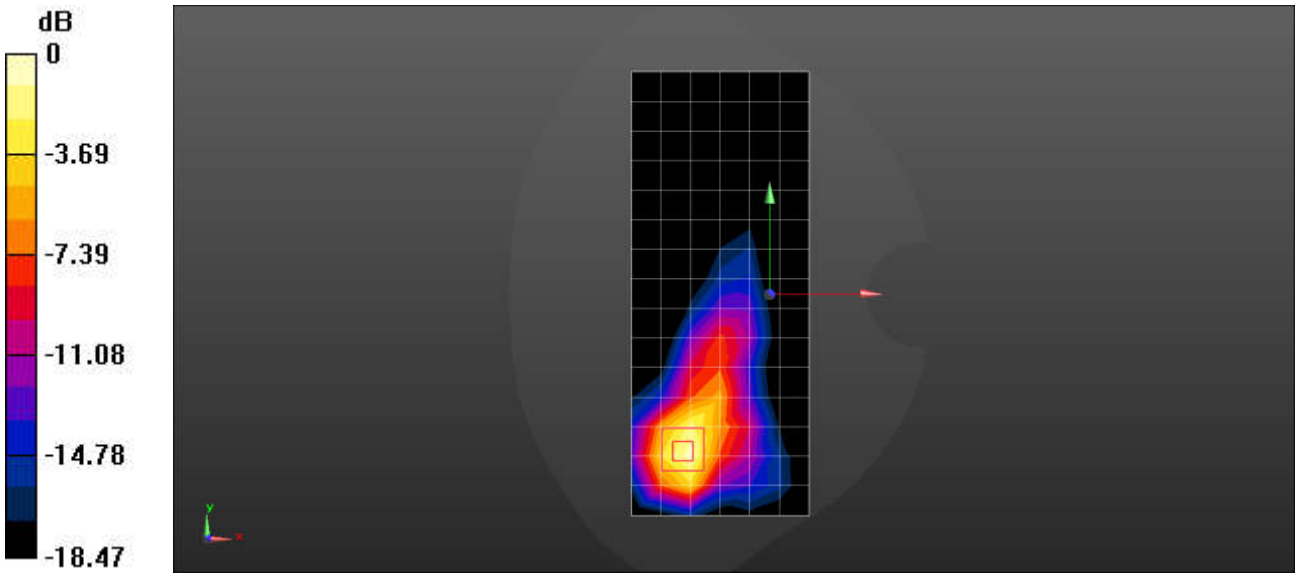

0 dB = 5.23 W/kg = 7.19 dBW/kg

Date: 2026/07/22

Test Laboratory: SGS-SAR Lab

LTE Band 26 15M QPSK 1RB0 26865CH Right side 0mm

Communication System: UID 0, LTE-FDD BW 15MHz (0); Frequency: 831.5 MHz;Duty Cycle: 1:1

Medium: HSL835;Medium parameters used: f = 831.5 MHz; σ = 0.916 S/m; ε_r = 42.268; ρ = 1000 kg/m^3
Phantom section: Flat Section

DASY 5 Configuration:

- Probe: EX3DV4 - SN3923; ConvF(10.09, 10.09, 10.09); Calibrated: 2026/01/12
- Sensor-Surface: 1.4mm (Mechanical Surface Detection)
- Electronics: DAE4 Sn1245; Calibrated: 2025/09/08
- Phantom: SAM 1; Type: SAM; Serial: 1609
- DASY52 52.10.4(1527); SEMCAD X 14.6.14(7483)

Configuration/Scan/Area Scan (7x16x1): Measurement grid: dx=15mm, dy=15mm
Maximum value of SAR (measured) = 2.15 W/kg

Configuration/Scan/Zoom Scan (5x5x7)/Cube 0: Measurement grid: dx=8mm, dy=8mm, dz=5mm
Reference Value = 15.49 V/m; Power Drift = -0.02 dB
Peak SAR (extrapolated) = 2.82 W/kg
SAR(1 g) = 1.57 W/kg; SAR(10 g) = 0.910 W/kg
Smallest distance from peaks to all points 3 dB below = 11.2 mm
Ratio of SAR at M2 to SAR at M1 = 57%
Maximum value of SAR (measured) = 2.35 W/kg

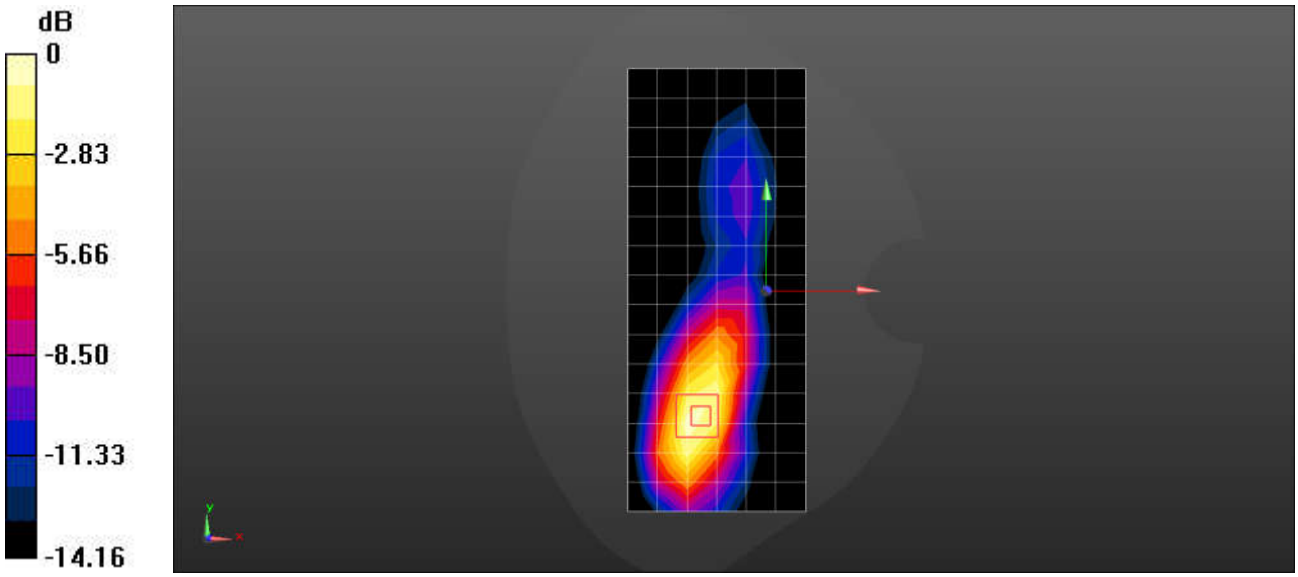

0 dB = 2.35 W/kg = 3.71 dBW/kg

Date: 2026/07/28

Test Laboratory: SGS-SAR Lab

LTE Band 30 10M QPSK 1RB0 27710CH Right side 0mm

Communication System: UID 0, LTE-FDD BW 10MHZ (0); Frequency: 2310 MHz;Duty Cycle: 1:1

Medium: HSL2300;Medium parameters used: f = 2310 MHz; σ = 1.676 S/m; ε_r = 39.02; ρ = 1000 kg/m^3
Phantom section: Flat Section

DASY 5 Configuration:

- Probe: EX3DV4 - SN3923; ConvF(8.21, 8.21, 8.21); Calibrated: 2026/01/12
- Sensor-Surface: 1.4mm (Mechanical Surface Detection)
- Electronics: DAE4 Sn1245; Calibrated: 2025/09/08
- Phantom: SAM 1; Type: SAM; Serial: 1609
- DASY52 52.10.4(1527); SEMCAD X 14.6.14(7483)

Configuration/Scan/Area Scan (8x19x1): Measurement grid: dx=12mm, dy=12mm
Maximum value of SAR (measured) = 4.20 W/kg

Configuration/Scan/Zoom Scan (7x7x7)/Cube 0: Measurement grid: dx=5mm, dy=5mm, dz=5mm
Reference Value = 15.27 V/m; Power Drift = -0.02 dB
Peak SAR (extrapolated) = 5.20 W/kg
SAR(1 g) = 3.23 W/kg; SAR(10 g) = 1.7 W/kg
Smallest distance from peaks to all points 3 dB below = 8.9 mm
Ratio of SAR at M2 to SAR at M1 = 64%
Maximum value of SAR (measured) = 4.60 W/kg

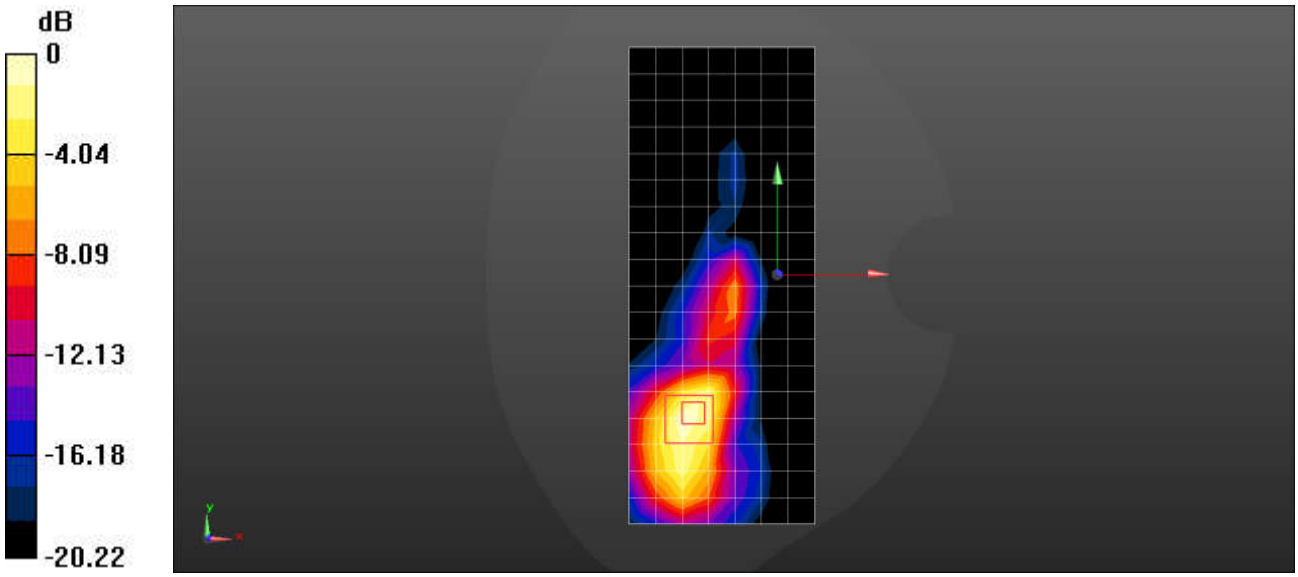

0 dB = 4.60 W/kg = 6.63 dBW/kg

Date: 2026/07/30

Test Laboratory: SGS-SAR Lab

LTE Band 41 20M QPSK 1RB0 40620CH Right side 0mm

Communication System: UID 0, LTE-TDD BW 20MHz (0); Frequency: 2593 MHz;Duty Cycle: 1:1.58

Medium: HSL2600;Medium parameters used: f = 2593 MHz; σ = 1.945 S/m; ε_r = 38.399; ρ = 1000 kg/m^3
Phantom section: Flat Section

DASY 5 Configuration:

- Probe: EX3DV4 - SN3923; ConvF(7.75, 7.75, 7.75); Calibrated: 2026/01/12
- Sensor-Surface: 1.4mm (Mechanical Surface Detection)
- Electronics: DAE4 Sn1245; Calibrated: 2025/09/08
- Phantom: SAM 1; Type: SAM; Serial: 1609
- DASY52 52.10.4(1527); SEMCAD X 14.6.14(7483)

Configuration/Scan/Area Scan (8x19x1): Measurement grid: dx=12mm, dy=12mm
Maximum value of SAR (measured) = 7.84 W/kg

Configuration/Scan/Zoom Scan (7x7x7)/Cube 0: Measurement grid: dx=5mm, dy=5mm, dz=5mm
Reference Value = 11.32 V/m; Power Drift = -0.15 dB
Peak SAR (extrapolated) = 9.72 W/kg
SAR(1 g) = 5.33 W/kg; SAR(10 g) = 2.53 W/kg
Smallest distance from peaks to all points 3 dB below = 9 mm
Ratio of SAR at M2 to SAR at M1 = 56.5%
Maximum value of SAR (measured) = 8.33 W/kg

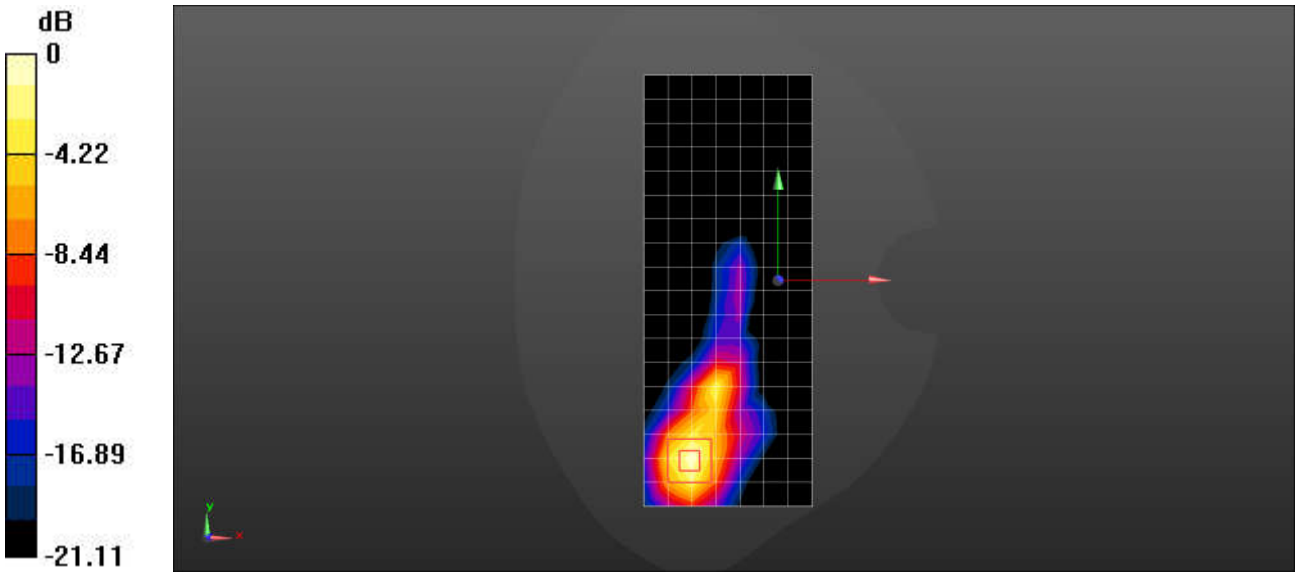

0 dB = 8.33 W/kg = 9.21 dBW/kg

Date: 2026/07/24

Test Laboratory: SGS-SAR Lab

LTE Band 66 20M QPSK 1RB0 132322CH Right side 0mm

Communication System: UID 0, LTE-FDD BW 20MHz (0); Frequency: 1745 MHz;Duty Cycle: 1:1

Medium: HSL1750;Medium parameters used: f = 1745 MHz; σ = 1.334 S/m; ε_r = 38.937; ρ = 1000 kg/m^3
Phantom section: Flat Section

DASY 5 Configuration:

- Probe: EX3DV4 - SN3923; ConvF(8.78, 8.78, 8.78); Calibrated: 2026/01/12
- Sensor-Surface: 1.4mm (Mechanical Surface Detection)
- Electronics: DAE4 Sn1245; Calibrated: 2025/09/08
- Phantom: SAM 1; Type: SAM; Serial: 1609
- DASY52 52.10.4(1527); SEMCAD X 14.6.14(7483)

Configuration/Scan/Area Scan (7x16x1): Measurement grid: dx=15mm, dy=15mm
Maximum value of SAR (measured) = 3.55 W/kg

Configuration/Scan/Zoom Scan (5x5x7)/Cube 0: Measurement grid: dx=8mm, dy=8mm, dz=5mm
Reference Value = 11.63 V/m; Power Drift = -0.05 dB
Peak SAR (extrapolated) = 4.67 W/kg
SAR(1 g) = 2.88 W/kg; SAR(10 g) = 1.65 W/kg
Smallest distance from peaks to all points 3 dB below = 12.5 mm
Ratio of SAR at M2 to SAR at M1 = 62.8%
Maximum value of SAR (measured) = 4.03 W/kg

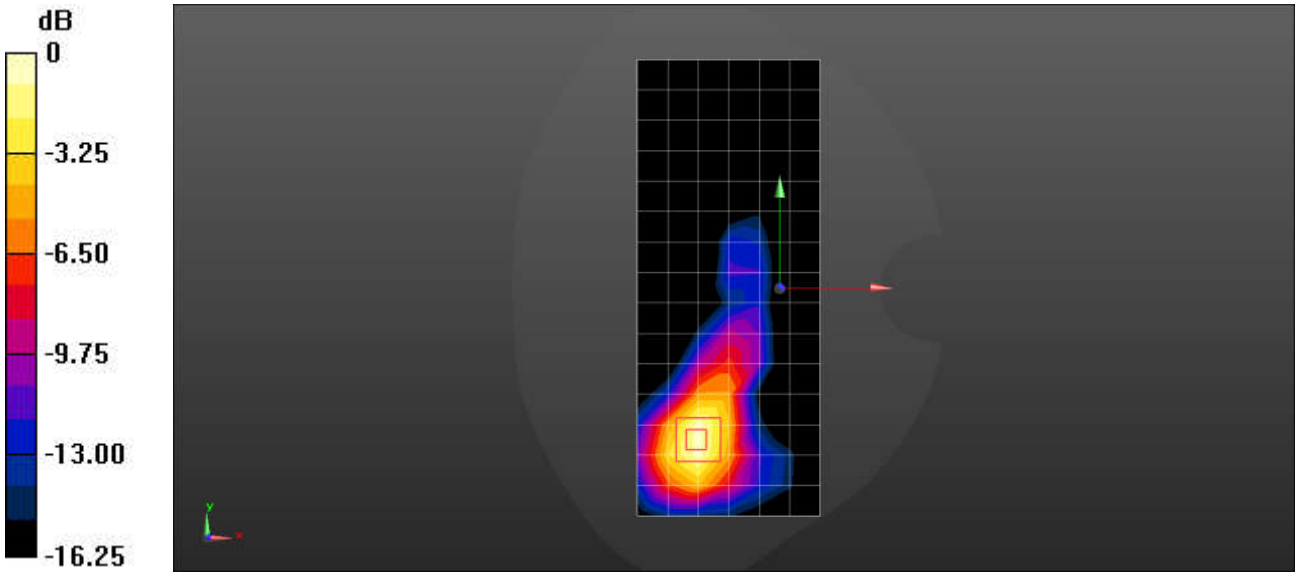

0 dB = 4.03 W/kg = 6.05 dBW/kg

Date: 2026/07/20

Test Laboratory: SGS-SAR Lab

LTE Band 71 20M QPSK 1RB0 133322CH Right side 0mm

Communication System: UID 0, LTE-FDD BW 20MHz (0); Frequency: 683 MHz;Duty Cycle: 1:1

Medium: HSL750;Medium parameters used: f = 683 MHz; σ = 0.87 S/m; ε_r = 42.902; ρ = 1000 kg/m^3
Phantom section: Flat Section

DASY 5 Configuration:

- Probe: EX3DV4 - SN3923; ConvF(10.54, 10.54, 10.54); Calibrated: 2026/01/12
- Sensor-Surface: 1.4mm (Mechanical Surface Detection)
- Electronics: DAE4 Sn1245; Calibrated: 2025/09/08
- Phantom: SAM 1; Type: SAM; Serial: 1609
- DASY52 52.10.4(1527); SEMCAD X 14.6.14(7483)

Configuration/Scan/Area Scan (7x16x1): Measurement grid: dx=15mm, dy=15mm
Maximum value of SAR (measured) = 1.97 W/kg

Configuration/Scan/Zoom Scan (5x5x7)/Cube 0: Measurement grid: dx=8mm, dy=8mm, dz=5mm
Reference Value = 7.685 V/m; Power Drift = 0.17 dB
Peak SAR (extrapolated) = 2.31 W/kg
SAR(1 g) = 1.37 W/kg; SAR(10 g) = 0.679 W/kg
Smallest distance from peaks to all points 3 dB below = 10.6 mm
Ratio of SAR at M2 to SAR at M1 = 58.2%
Maximum value of SAR (measured) = 2.06 W/kg

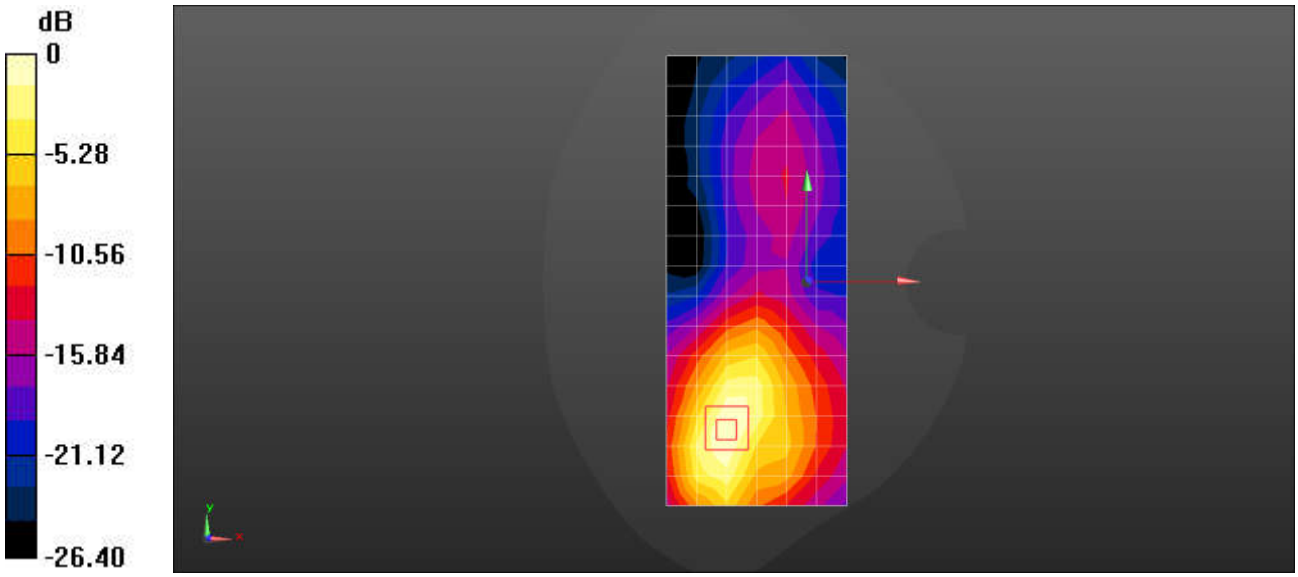

0 dB = 2.06 W/kg = 3.14 dBW/kg

Date: 2026/08/01

Test Laboratory: SGS-SAR Lab

WiFi 2.4G 802.11b 1CH Right side 0mm

Communication System: UID 0, WI-FI(2.4GHz) (0); Frequency: 2412 MHz;Duty Cycle: 1:1015

Medium: HSL2450;Medium parameters used: f = 2412 MHz; σ = 1.758 S/m; ε_r = 39.173; ρ = 1000 kg/m^3
Phantom section: Flat Section

DASY 5 Configuration:

- Probe: EX3DV4 - SN3923; ConvF(7.95, 7.95, 7.95); Calibrated: 2026/01/12
- Sensor-Surface: 1.4mm (Mechanical Surface Detection)
- Electronics: DAE4 Sn1245; Calibrated: 2025/09/08
- Phantom: SAM 1; Type: SAM; Serial: 1609
- DASY52 52.10.4(1527); SEMCAD X 14.6.14(7483)

Configuration/Scan/Area Scan (8x19x1): Measurement grid: dx=12mm, dy=12mm
Maximum value of SAR (measured) = 0.756 W/kg

Configuration/Scan/Zoom Scan (7x7x7)/Cube 0: Measurement grid: dx=5mm, dy=5mm, dz=5mm
Reference Value = 19.88 V/m; Power Drift = -0.05 dB
Peak SAR (extrapolated) = 2.11 W/kg
SAR(1 g) = 0.643 W/kg; SAR(10 g) = 0.233 W/kg
Smallest distance from peaks to all points 3 dB below = 5.2 mm
Ratio of SAR at M2 to SAR at M1 = 44.2%
Maximum value of SAR (measured) = 1.57 W/kg

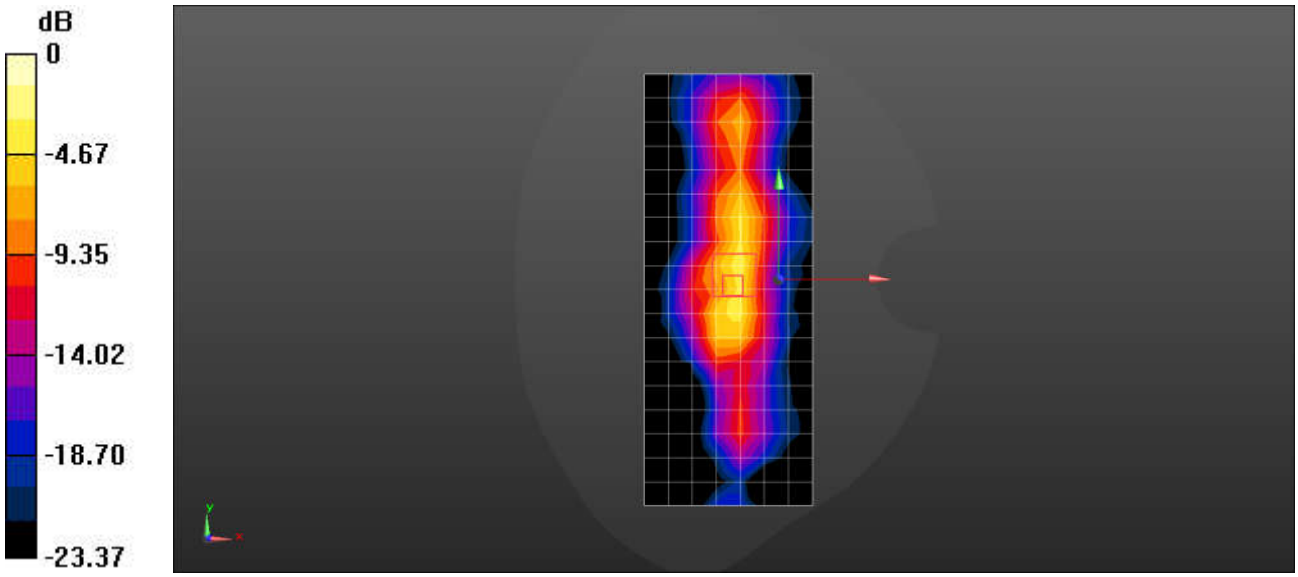

0 dB = 1.57 W/kg = 1.96 dBW/kg

Date: 2026/08/03

Test Laboratory: SGS-SAR Lab

WiFi 5G 802.11ac VHT80 58CH Right side 0mm

Communication System: UID 0, WI-FI(5GHz) (0); Frequency: 5290 MHz;Duty Cycle: 1:1.077

Medium: HSL5G;Medium parameters used: f = 5290 MHz; σ = 4.783 S/m; ε_r = 35.935; ρ = 1000 kg/m^3
Phantom section: Flat Section

DASY 5 Configuration:

- Probe: EX3DV4 - SN3923; ConvF(5.57, 5.57, 5.57); Calibrated: 2026/01/12
- Sensor-Surface: 1.4mm (Mechanical Surface Detection)
- Electronics: DAE4 Sn1245; Calibrated: 2025/09/08
- Phantom: SAM 1; Type: SAM; Serial: 1609
- DASY52 52.10.4(1527); SEMCAD X 14.6.14(7483)

Configuration/Scan/Area Scan (9x23x1): Measurement grid: dx=10mm, dy=10mm
Maximum value of SAR (measured) = 6.95 W/kg

Configuration/Scan/Zoom Scan (7x7x12)/Cube 0: Measurement grid: dx=4mm, dy=4mm, dz=1.4mm
Reference Value = 19.83 V/m; Power Drift = -0.02 dB
Peak SAR (extrapolated) = 11.9 W/kg
SAR(1 g) = 2.36 W/kg; SAR(10 g) = 0.571 W/kg
Smallest distance from peaks to all points 3 dB below = 4.3 mm
Ratio of SAR at M2 to SAR at M1 = 63.1%
Maximum value of SAR (measured) = 6.96 W/kg

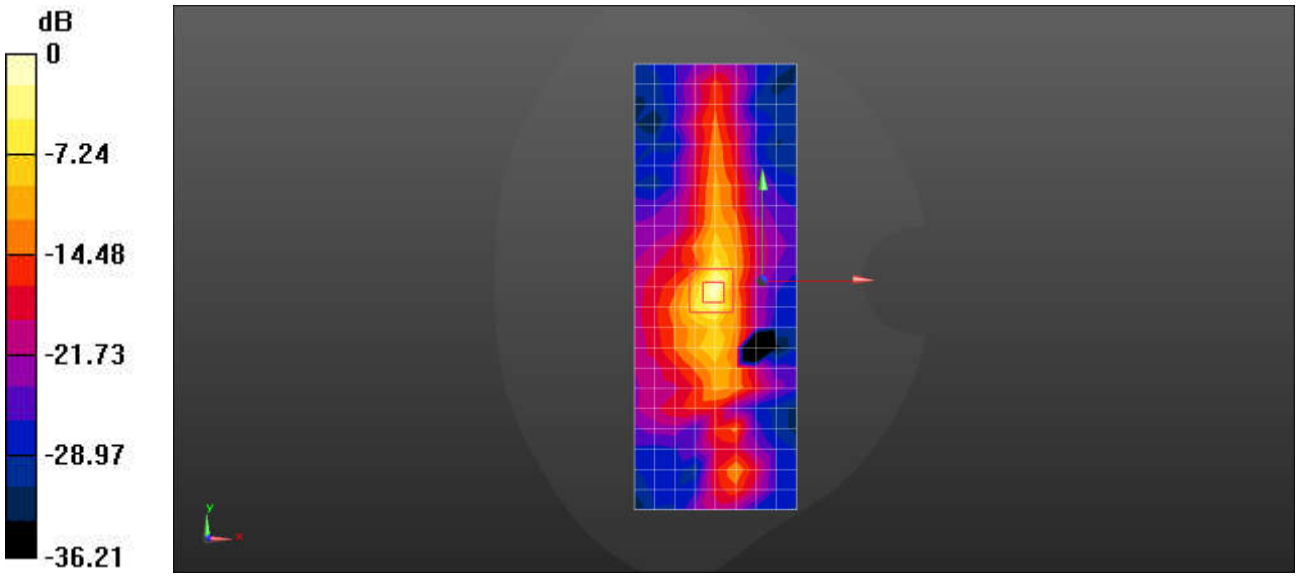

0 dB = 6.96 W/kg = 8.43 dBW/kg

Date: 2026/08/01

Test Laboratory: SGS-SAR Lab

Bluetooth DH5 39CH Right side 0mm

Communication System: UID 0, Bluetooth (0); Frequency: 2441 MHz;Duty Cycle: 1:1.288

Medium: HSL2450;Medium parameters used: f = 2441 MHz; σ = 1.792 S/m; ε_r = 38.987; ρ = 1000 kg/m^3
Phantom section: Flat Section

DASY 5 Configuration:

- Probe: EX3DV4 - SN3923; ConvF(7.95, 7.95, 7.95); Calibrated: 2026/01/12
- Sensor-Surface: 1.4mm (Mechanical Surface Detection)
- Electronics: DAE4 Sn1245; Calibrated: 2025/09/08
- Phantom: SAM 1; Type: SAM; Serial: 1609
- DASY52 52.10.4(1527); SEMCAD X 14.6.14(7483)

Configuration/Scan/Area Scan (8x19x1): Measurement grid: dx=12mm, dy=12mm
Maximum value of SAR (measured) = 0.0724 W/kg

Configuration/Scan/Zoom Scan (7x7x7)/Cube 0: Measurement grid: dx=5mm, dy=5mm, dz=5mm
Reference Value = 6.511 V/m; Power Drift = 0.09 dB
Peak SAR (extrapolated) = 0.197 W/kg
SAR(1 g) = 0.067 W/kg; SAR(10 g) = 0.025 W/kg
Smallest distance from peaks to all points 3 dB below = 5.4 mm
Ratio of SAR at M2 to SAR at M1 = 36.8%
Maximum value of SAR (measured) = 0.135 W/kg

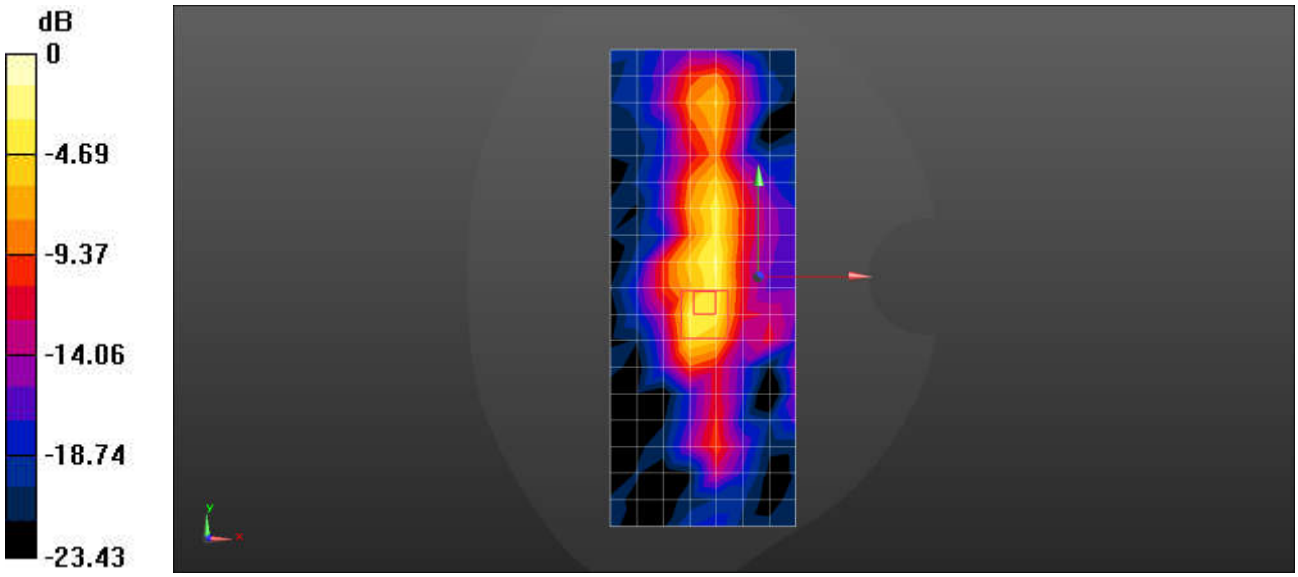

0 dB = 0.135 W/kg = -8.70 dBW/kg

Date: 2026/08/18

Test Laboratory: SGS-SAR Lab

NFC 13.56MHz Front side 0mm

Communication System: UID 0, NFC (0); Frequency: 13.56 MHz;Duty Cycle: 1:1

Medium: HSL13;Medium parameters used: f = 14 MHz; σ = 0.759 S/m; ε_r = 53.647; ρ = 1000 kg/m^3
Phantom section: Flat Section

DASY 5 Configuration:

- Probe: EX3DV4 - SN3982; ConvF(15.44, 17.46, 16.16); Calibrated: 2025/11/07
- Sensor-Surface: 1.4mm (Mechanical Surface Detection)
- Electronics: DAE4 Sn1374; Calibrated: 2026/02/02
- Phantom: ELI V5.0 (20deg probe tilt); Type: QD OVA 002 Ax; Serial: 1239
- DASY52 52.10.4(1527); SEMCAD X 14.6.14(7483)

Configuration/NFC/Area Scan (8x15x1): Measurement grid: dx=15mm, dy=15mm
Maximum value of SAR (measured) = 0.0874 W/kg

Configuration/NFC/Zoom Scan (6x7x7)/Cube 0: Measurement grid: dx=8mm, dy=8mm, dz=5mm
Reference Value = 0 V/m; Power Drift = 0.06 dB
Peak SAR (extrapolated) = 0.241 W/kg
SAR(1 g) = 0.043 W/kg; SAR(10 g) = 0.014 W/kg
Smallest distance from peaks to all points 3 dB below = 8.2 mm
Ratio of SAR at M2 to SAR at M1 = 31.2%
Maximum value of SAR (measured) = 0.127 W/kg

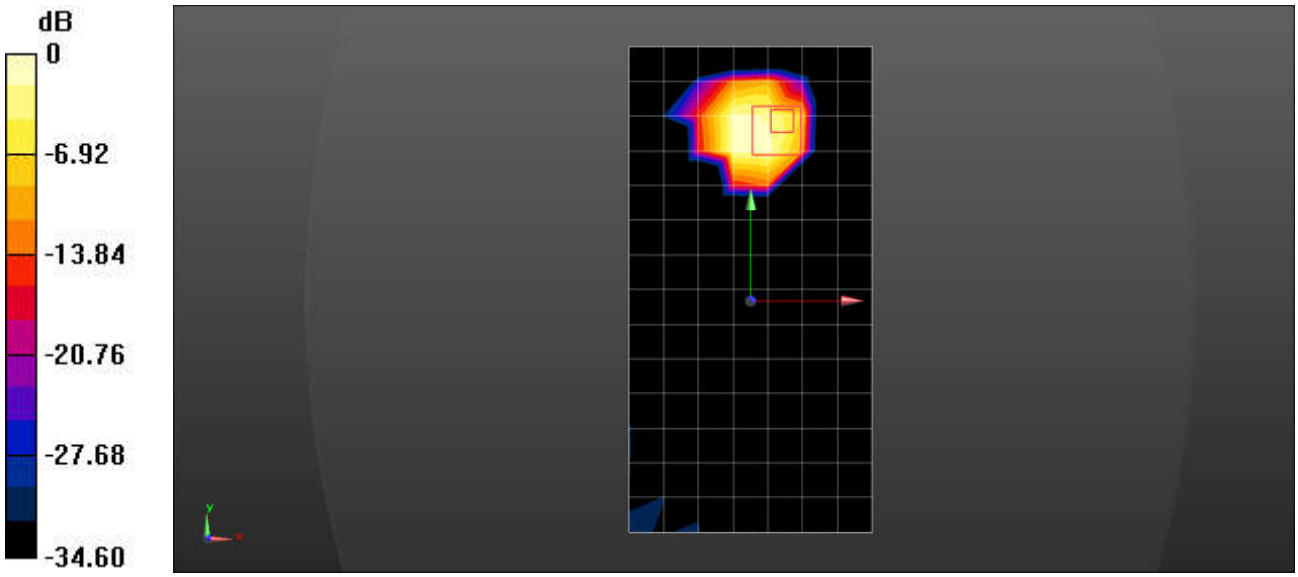

0 dB = 0.127 W/kg = -8.96 dBW/kg

- End of the Appendix -