Minimum 26 dB bandwidth

-26dB Bandwidth ax80 5985MHz

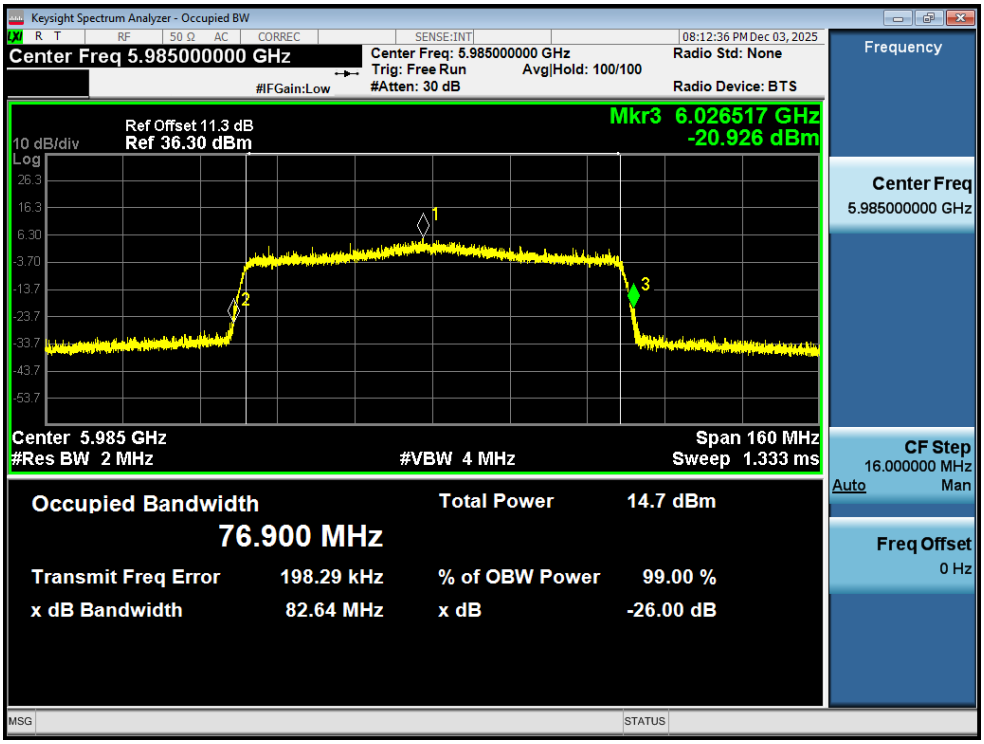

99% bandwidth

OBW ax80 5985MHz

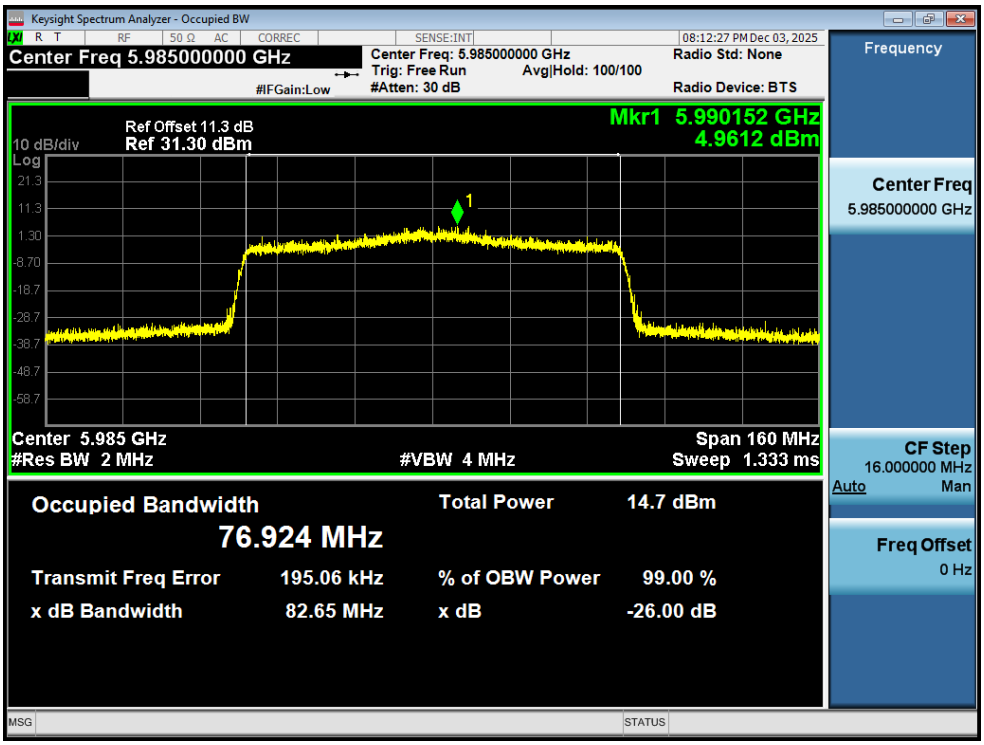

This report shall not be reproduced except in full, without the written approval of Eurofins TA Technology (Shanghai) Co., Ltd.

6.2. Maximum Equivalent Isotopically Radiated Power (E.I.R.P.)

Original

Mode	Duty cycle	Duty cycle correction Factor(dB)
802.11ax HE20	0.970	0.13
802.11ax HE40	0.943	0.25
802.11ax HE80	0.889	0.51
Note: when Duty cycle⩾0.98, Duty cycle correction Factor not required.		

Power Index		
Mode	**Carrier frequency (MHz)/CH**	**U-NII-5**
802.11ax HE20	1/5955	5
	45/6175	5
	93/6415	5
802.11ax HE40	3/5965	7
	43/6165	8
	91/6405	8
802.11ax HE80	7/5985	9
	39/6145	9
	87/6385	9
Mode	**Carrier frequency (MHz)/CH**	**U-NII-6**
802.11ax HE20	97/6435	5
	105/6475	4
	113/6515	5
802.11ax HE40	99/6445	8
	107/6485	8
	115/6525	8
802.11ax HE80	103/6465	10
	119/6545	9
Mode	**Carrier frequency (MHz)/CH**	**U-NII-7**
802.11ax HE20	117/6535	3
	149/6695	2
	181/6855	2
	185/6875	2
802.11ax HE40	115/6525	8
	123/6565	7

This report shall not be reproduced except in full, without the written approval of Eurofins TA Technology (Shanghai) Co., Ltd.

	147/6685	7
	179/6845	6
	187/6885	6
802.11ax HE80	119/6545	9
	135/6625	8
	151/6705	8
	167/6785	8
	183/6865	8
Mode	**Carrier frequency (MHz)/CH**	**U-NII-8**
802.11ax HE20	185/6875	2
	189/6895	2
	209/6995	2
	229/7095	1
802.11ax HE40	187/6885	6
	203/6965	6
	227/7085	7
802.11ax HE80	183/6865	8
	199/6945	8
	215/7025	8

This report shall not be reproduced except in full, without the written approval of Eurofins TA Technology (Shanghai) Co., Ltd.

MIMO

U-NII-5

Test Mode	Channel/ Frequency (MHz)	MIMO Antenna 1		MIMO Antenna 2		Total Power (dBm)	EIRP (dBm)	EIRP Limit (dBm)	Conclusion
		Average Power Measured (dBm)	Average Power with duty factor (dBm)	Average Power Measured (dBm)	Average Power with duty factor (dBm)				
802.11ax HE20	1/5955	0.76	0.89	2.85	2.98	5.07	5.32	24.00	PASS
	45/6175	1.15	1.28	2.18	2.31	4.84	5.09	24.00	PASS
	93/6415	1.16	1.29	3.31	3.44	5.51	5.76	24.00	PASS
802.11ax HE40	3/5965	4.40	4.65	5.15	5.40	8.06	8.31	24.00	PASS
	43/6165	4.84	5.09	5.88	6.13	8.66	8.91	24.00	PASS
	91/6405	4.68	4.93	5.31	5.56	8.27	8.52	24.00	PASS
802.11ax HE80	7/5985	6.99	7.50	7.31	7.82	10.67	10.92	24.00	PASS
	39/6145	6.20	6.71	6.76	7.27	10.01	10.26	24.00	PASS
	87/6385	6.74	7.25	7.17	7.68	10.48	10.73	24.00	PASS

Note: 1. For Total Power, according to KDB 662911 D01 Multiple Transmitter Output v02r01 1),

Average Power with duty factor = Average Power Measured +Duty cycle correction factor

The Total Power $=10\log(10^{(\text{Power antenna 1 in dBm/10})}+10^{(\text{Power antenna 2 in dBm/10})}$.

EIRP = Total Power + Gain

2. According to KDB 662911 D01 Multiple Transmitter Output v02r01 F)2)f)(ii): If antenna gains are not equal, the user may use either of the following methods to calculate directional gain, provided that each transmit antenna is driven by only one spatial stream:Directional gain may be calculated by using the formulas applicable to equal gain antennas with G_{ANT} set equal to the gain of the antenna having the highest gain;For power measurements on IEEE 802.11 devices,Directional gain = $G_{ANT\ MAX}$ + Array Gain=0.25 dBi

This report shall not be reproduced except in full, without the written approval of Eurofins TA Technology (Shanghai) Co., Ltd.

U-NII-6

Test Mode	Channel/ Frequency (MHz)	MIMO Antenna 1		MIMO Antenna 2		Total Power (dBm)	EIRP (dBm)	EIRP Limit (dBm)	Conclusion
		Average Power Measured (dBm)	Average Power with duty factor (dBm)	Average Power Measured (dBm)	Average Power with duty factor (dBm)				
802.11ax HE20	97/6435	-0.37	-0.24	2.79	2.92	4.63	5.18	24.00	PASS
	105/6475	2.09	2.22	1.40	1.53	4.90	5.45	24.00	PASS
	113/6515	0.65	0.78	2.62	2.75	4.89	5.44	24.00	PASS
802.11ax HE40	99/6445	4.13	4.38	4.98	5.23	7.84	8.39	24.00	PASS
	107/6485	3.88	4.13	4.84	5.09	7.65	8.20	24.00	PASS
	115/6525	0.50	0.75	1.54	1.79	4.32	4.87	24.00	PASS
802.11ax HE80	103/6465	5.80	6.31	7.67	8.18	10.36	10.91	24.00	PASS
	119/6545	-3.58	-3.07	-0.84	-0.33	1.52	2.07	24.00	PASS

Note: 1. For Total Power, according to KDB 662911 D01 Multiple Transmitter Output v02r01 1),

Average Power with duty factor = Average Power Measured +Duty cycle correction factor

The Total Power $=10\log(10^{(\text{Power antenna 1 in dBm/10})}+10^{(\text{Power antenna 2 in dBm/10})}$.

EIRP = Total Power + Gain

2. According to KDB 662911 D01 Multiple Transmitter Output v02r01 F)2)f)(ii): If antenna gains are not equal, the user may use either of the following methods to calculate directional gain, provided that each transmit antenna is driven by only one spatial stream:Directional gain may be calculated by using the formulas applicable to equal gain antennas with G_{ANT} set equal to the gain of the antenna having the highest gain;For power measurements on IEEE 802.11 devices,Directional gain = $G_{ANT\ MAX}$ + Array Gain=0.55 dBi

This report shall not be reproduced except in full, without the written approval of Eurofins TA Technology (Shanghai) Co., Ltd.

U-NII-7

Test Mode	Channel/ Frequency (MHz)	MIMO Antenna 1		MIMO Antenna 2		Total Power (dBm)	EIRP (dBm)	EIRP Limit (dBm)	Conclusion
		Average Power Measured (dBm)	Average Power with duty factor (dBm)	Average Power Measured (dBm)	Average Power with duty factor (dBm)				
802.11ax HE20	117/6535	0.19	0.32	1.65	1.78	4.12	5.33	24.00	PASS
	149/6695	0.03	0.16	1.46	1.59	3.94	5.15	24.00	PASS
	181/6855	2.06	2.19	-0.19	-0.06	4.22	5.43	24.00	PASS
	185/6875	-0.95	-0.82	-3.72	-3.59	1.02	2.23	24.00	PASS
802.11ax HE40	115/6525	1.37	1.62	1.75	2.00	4.83	6.04	24.00	PASS
	123/6565	3.49	3.74	3.58	3.83	6.80	8.01	24.00	PASS
	147/6685	4.31	4.56	3.66	3.91	7.26	8.47	24.00	PASS
	179/6845	2.61	2.86	3.70	3.95	6.45	7.66	24.00	PASS
	187/6885	-2.88	-2.63	-5.17	-4.92	-0.61	0.60	24.00	PASS
802.11ax HE80	119/6545	4.67	5.18	6.03	6.54	8.92	10.13	24.00	PASS
	135/6625	4.66	5.17	5.57	6.08	8.66	9.87	24.00	PASS
	151/6705	5.95	6.46	5.51	6.02	9.26	10.47	24.00	PASS
	167/6785	6.67	7.18	5.07	5.58	9.46	10.67	24.00	PASS
	183/6865	4.98	5.49	3.71	4.22	7.91	9.12	24.00	PASS

Note: 1. For Total Power, according to KDB 662911 D01 Multiple Transmitter Output v02r01 1),

Average Power with duty factor = Average Power Measured +Duty cycle correction factor

The Total Power $=10\log(10^{(\text{Power antenna 1 in dBm/10})}+10^{(\text{Power antenna 2 in dBm/10})}$.

EIRP = Total Power + Gain

2. According to KDB 662911 D01 Multiple Transmitter Output v02r01 F)2)f)(ii): If antenna gains are not equal, the user may use either of the following methods to calculate directional gain, provided that each transmit antenna is driven by only one spatial stream:Directional gain may be calculated by using the formulas applicable to equal gain antennas with G_{ANT} set equal to the gain of the antenna having the highest gain;For power measurements on IEEE 802.11 devices,Directional gain = $G_{ANT\ MAX}$ + Array Gain=1.21 dBi

This report shall not be reproduced except in full, without the written approval of Eurofins TA Technology (Shanghai) Co., Ltd.

U-NII-8

Test Mode	Channel/ Frequency (MHz)	MIMO Antenna 1		MIMO Antenna 2		Total Power (dBm)	EIRP (dBm)	EIRP Limit (dBm)	Conclusion
		Average Power Measured (dBm)	Average Power with duty factor (dBm)	Average Power Measured (dBm)	Average Power with duty factor (dBm)				
802.11ax HE20	185/6875	-2.74	-2.61	-1.04	-0.91	1.33	2.05	24.00	PASS
	189/6895	1.75	1.88	-0.24	-0.11	4.01	4.73	24.00	PASS
	209/6995	1.29	1.42	2.23	2.36	4.93	5.65	24.00	PASS
	229/7095	2.38	2.51	0.27	0.40	4.59	5.31	24.00	PASS
802.11ax HE40	187/6885	2.28	2.53	1.13	1.38	5.01	5.73	24.00	PASS
	203/6965	4.35	4.60	3.65	3.90	7.28	8.00	24.00	PASS
	227/7085	4.40	4.65	3.86	4.11	7.40	8.12	24.00	PASS
802.11ax HE80	183/6865	0.97	1.48	0.80	1.31	4.41	5.13	24.00	PASS
	199/6945	6.17	6.68	5.78	6.29	9.50	10.22	24.00	PASS
	215/7025	5.64	6.15	5.75	6.26	9.22	9.94	24.00	PASS

Note: 1. For Total Power, according to KDB 662911 D01 Multiple Transmitter Output v02r01 1),

Average Power with duty factor = Average Power Measured +Duty cycle correction factor

The Total Power $=10\log(10^{(\text{Power antenna 1 in dBm/10})}+10^{(\text{Power antenna 2 in dBm/10})}$.

EIRP = Total Power + Gain

2. According to KDB 662911 D01 Multiple Transmitter Output v02r01 F)2)f)(ii): If antenna gains are not equal, the user may use either of the following methods to calculate directional gain, provided that each transmit antenna is driven by only one spatial stream:Directional gain may be calculated by using the formulas applicable to equal gain antennas with G_{ANT} set equal to the gain of the antenna having the highest gain;For power measurements on IEEE 802.11 devices,Directional gain = $G_{ANT\ MAX}$ + Array Gain=0.72 dBi.

This report shall not be reproduced except in full, without the written approval of Eurofins TA Technology (Shanghai) Co., Ltd.

Variant

Mode	Duty cycle	Duty cycle correction Factor(dB)
802.11ax HE80	0.889	0.510
Note: when Duty cycle⩾0.98, Duty cycle correction Factor not required.		

Power Index		
Mode	Carrier frequency (MHz)/CH	TP Set
802.11ax HE80	7/5985	9

MIMO

U-NII-5

Test Mode	Channel/ Frequency (MHz)	MIMO Antenna 1		MIMO Antenna 2		Total Power (dBm)	EIRP (dBm)	EIRP Limit (dBm)	Conclusion
		Average Power Measured (dBm)	Average Power with duty factor (dBm)	Average Power Measured (dBm)	Average Power with duty factor (dBm)				
802.11ax HE80	7/5985	6.74	7.25	6.92	7.43	10.35	10.60	24.00	PASS

Note: 1. For Total Power, according to KDB 662911 D01 Multiple Transmitter Output v02r01 1),

Average Power with duty factor = Average Power Measured +Duty cycle correction factor

The Total Power =10log($10^{(\text{Power antenna 1 in dBm/10})}$+$10^{(\text{Power antenna 2 in dBm/10})}$.

EIRP = Total Power + Gain

2. According to KDB 662911 D01 Multiple Transmitter Output v02r01 F)2)f)(ii): If antenna gains are not equal, the user may use either of the following methods to calculate directional gain, provided that each transmit antenna is driven by only one spatial stream:Directional gain may be calculated by using the formulas applicable to equal gain antennas with G_{ANT} set equal to the gain of the antenna having the highest gain;For power measurements on IEEE 802.11 devices,Directional gain = $G_{ANT\ MAX}$ + Array Gain=0.25 dBi

This report shall not be reproduced except in full, without the written approval of Eurofins TA Technology (Shanghai) Co., Ltd.

6.3. Peak Power Spectral Density (E.I.R.P.)

Original
MIMO
U-NII-5

Mode	Channel/ Frequency (MHz)	Power Spectral Density					EIRP PSD (dBm/ MHz)	EIRP Limit (dBm /MHz)	Conclusion
		Antenna 1		Antenna 2		Total e.i.r.p PSD (dBm/MHz)			
		Read Value (dBm/MHz)	PSD (dBm /MHz)	Read Value (dBm/MHz)	PSD (dBm /MHz)				
802.11ax HE20	1/5955	-8.59	-8.46	-6.77	-6.64	-4.44	-1.18	-1.00	PASS
	45/6175	-8.74	-8.61	-7.22	-7.09	-4.77	-1.51	-1.00	PASS
	93/6415	-8.78	-8.65	-6.61	-6.48	-4.42	-1.16	-1.00	PASS
802.11ax HE40	3/5965	-8.69	-8.44	-7.69	-7.44	-4.90	-1.64	-1.00	PASS
	43/6165	-8.12	-7.87	-7.05	-6.80	-4.29	-1.03	-1.00	PASS
	91/6405	-8.21	-7.96	-7.66	-7.41	-4.66	-1.40	-1.00	PASS
802.11ax HE80	7/5985	-8.03	-7.52	-7.69	-7.18	-4.34	-1.08	-1.00	PASS
	39/6145	-8.47	-7.96	-8.04	-7.53	-4.73	-1.47	-1.00	PASS
	87/6385	-8.50	-7.99	-7.37	-6.86	-4.38	-1.12	-1.00	PASS

Note: 1. Power Spectral Density =Read Value+Duty cycle correction factor

2. For Total PSD, according to KDB 662911 D01 Multiple Transmitter Output v02r01 2)a),

Total e.i.r.p PSD $=10\log(10^{(\text{PSD antenna1 in dBm/10})}+10^{(\text{PSD antenna2 in dBm/10})})$ + Gain

3. According to KDB 662911 D01 Multiple Transmitter Output v02r01 F)2)f)(ii): If antenna gains are not equal, the user may use either of the following methods to calculate directional gain, provided that each transmit antenna is driven by only one spatial stream:Directional gain may be calculated by using the formulas applicable to equal gain antennas with G_{ANT} set equal to the gain of the antenna having the highest gain;For power spectral density (PSD) measurements on all devices,

Directional gain = $G_{ANT\ MAX}$ + Array Gain=3.26 dBi<6dBi.

This report shall not be reproduced except in full, without the written approval of Eurofins TA Technology (Shanghai) Co., Ltd.

U-NII-6

Mode	Channel/ Frequency (MHz)	Power Spectral Density					EIRP PSD (dBm/ MHz)	EIRP Limit (dBm /MHz)	Conclusion
		Antenna 1		Antenna 2		Total e.i.r.p PSD (dBm/MHz)			
		Read Value (dBm/MHz)	PSD (dBm /MHz)	Read Value (dBm/MHz)	PSD (dBm /MHz)				
802.11ax HE20	97/6435	-9.84	-9.71	-6.82	-6.69	-4.93	-1.37	-1.00	PASS
	105/6475	-7.68	-7.55	-8.24	-8.11	-4.81	-1.25	-1.00	PASS
	113/6515	-8.79	-8.66	-7.04	-6.91	-4.69	-1.13	-1.00	PASS
802.11ax HE40	99/6445	-8.97	-8.72	-7.86	-7.61	-5.12	-1.56	-1.00	PASS
	107/6485	-9.14	-8.89	-7.51	-7.26	-4.98	-1.42	-1.00	PASS
	115/6525	-9.29	-9.04	-7.75	-7.50	-5.19	-1.63	-1.00	PASS
802.11ax HE80	103/6465	-8.83	-8.32	-7.46	-6.95	-4.57	-1.01	-1.00	PASS
	119/6545	-14.15	-13.64	-11.74	-11.23	-9.26	-5.70	-1.00	PASS

Note: 1. Power Spectral Density =Read Value+Duty cycle correction factor

2. For Total PSD, according to KDB 662911 D01 Multiple Transmitter Output v02r01 2)a),

Total e.i.r.p PSD $=10\log(10^{(\text{PSD antenna1 in dBm/10})}+10^{(\text{PSD antenna2 in dBm/10})})$ + Gain

3. According to KDB 662911 D01 Multiple Transmitter Output v02r01 F)2)f)(ii): If antenna gains are not equal, the user may use either of the following methods to calculate directional gain, provided that each transmit antenna is driven by only one spatial stream:Directional gain may be calculated by using the formulas applicable to equal gain antennas with G_{ANT} set equal to the gain of the antenna having the highest gain;For power spectral density (PSD) measurements on all devices, Directional gain = $G_{ANT\ MAX}$ + Array Gain=3.56 dBi<6dBi.

This report shall not be reproduced except in full, without the written approval of Eurofins TA Technology (Shanghai) Co., Ltd.

U-NII-7

Mode	Channel/ Frequency (MHz)	Power Spectral Density					EIRP PSD (dBm/ MHz)	EIRP Limit (dBm /MHz)	Conclusion
		Antenna 1		Antenna 2		Total e.i.r.p PSD (dBm/MHz)			
		Read Value (dBm/MHz)	PSD (dBm /MHz)	Read Value (dBm/MHz)	PSD (dBm /MHz)				
802.11ax HE20	117/6535	-9.61	-9.48	-7.99	-7.86	-5.58	-1.36	-1.00	PASS
	149/6695	-9.76	-9.63	-8.29	-8.16	-5.82	-1.60	-1.00	PASS
	181/6855	-7.62	-7.49	-9.57	-9.44	-5.35	-1.12	-1.00	PASS
	185/6875	-7.59	-7.46	-10.36	-10.23	-5.62	-1.40	-1.00	PASS
802.11ax HE40	115/6525	-8.78	-8.53	-8.30	-8.05	-5.27	-1.05	-1.00	PASS
	123/6565	-8.97	-8.72	-9.32	-9.07	-5.88	-1.66	-1.00	PASS
	147/6685	-8.59	-8.34	-9.31	-9.06	-5.67	-1.45	-1.00	PASS
	179/6845	-10.36	-10.11	-9.09	-8.84	-6.41	-2.19	-1.00	PASS
	187/6885	-10.48	-10.23	-12.89	-12.64	-8.26	-4.04	-1.00	PASS
802.11ax HE80	119/6545	-9.63	-9.12	-8.12	-7.61	-5.29	-1.07	-1.00	PASS
	135/6625	-10.10	-9.59	-9.26	-8.75	-6.14	-1.92	-1.00	PASS
	151/6705	-8.80	-8.29	-9.35	-8.84	-5.55	-1.33	-1.00	PASS
	167/6785	-8.31	-7.80	-9.94	-9.43	-5.53	-1.31	-1.00	PASS
	183/6865	-8.02	-7.51	-9.65	-9.14	-5.24	-1.02	-1.00	PASS

Note: 1. Power Spectral Density =Read Value+Duty cycle correction factor

2. For Total PSD, according to KDB 662911 D01 Multiple Transmitter Output v02r01 2)a),

Total e.i.r.p PSD $=10\log(10^{(\text{PSD antenna1 in dBm/10})}+10^{(\text{PSD antenna2 in dBm/10})})$ + Gain

3. According to KDB 662911 D01 Multiple Transmitter Output v02r01 F)2)f)(ii): If antenna gains are not equal, the user may use either of the following methods to calculate directional gain, provided that each transmit antenna is driven by only one spatial stream:Directional gain may be calculated by using the formulas applicable to equal gain antennas with G_{ANT} set equal to the gain of the antenna having the highest gain;For power spectral density (PSD) measurements on all devices, Directional gain = $G_{ANT\ MAX}$ + Array Gain=4.22 dBi.

This report shall not be reproduced except in full, without the written approval of Eurofins TA Technology (Shanghai) Co., Ltd.

U-NII-8

Mode	Channel/ Frequency (MHz)	Power Spectral Density					EIRP PSD (dBm/ MHz)	EIRP Limit (dBm /MHz)	Conclusion
		Antenna 1		Antenna 2		Total e.i.r.p PSD (dBm/MHz)			
		Read Value (dBm/MHz)	PSD (dBm /MHz)	Read Value (dBm/MHz)	PSD (dBm /MHz)				
802.11ax HE20	185/6875	-9.38	-9.25	-8.02	-7.89	-5.51	-1.78	-1.00	PASS
	189/6895	-7.85	-7.72	-9.53	-9.40	-5.47	-1.74	-1.00	PASS
	209/6995	-8.40	-8.27	-7.50	-7.37	-4.79	-1.06	-1.00	PASS
	229/7095	-7.11	-6.98	-9.38	-9.25	-4.96	-1.23	-1.00	PASS
802.11ax HE40	187/6885	-9.55	-9.30	-10.87	-10.62	-6.90	-3.17	-1.00	PASS
	203/6965	-8.18	-7.93	-9.24	-8.99	-5.41	-1.68	-1.00	PASS
	227/7085	-8.41	-8.16	-8.70	-8.45	-5.29	-1.56	-1.00	PASS
802.11ax HE80	183/6865	-10.88	-10.37	-10.68	-10.17	-7.26	-3.53	-1.00	PASS
	199/6945	-8.97	-8.46	-9.16	-8.65	-5.54	-1.81	-1.00	PASS
	215/7025	-9.28	-8.77	-9.12	-8.61	-5.68	-1.95	-1.00	PASS

Note: 1. Power Spectral Density =Read Value+Duty cycle correction factor

2. For Total PSD, according to KDB 662911 D01 Multiple Transmitter Output v02r01 2)a),

Total e.i.r.p PSD =$10\log(10^{(\text{PSD antenna1 in dBm/10})}+10^{(\text{PSD antenna2 in dBm/10})})$ + Gain

3. According to KDB 662911 D01 Multiple Transmitter Output v02r01 F)2)f)(ii): If antenna gains are not equal, the user may use either of the following methods to calculate directional gain, provided that each transmit antenna is driven by only one spatial stream:Directional gain may be calculated by using the formulas applicable to equal gain antennas with G_{ANT} set equal to the gain of the antenna having the highest gain;For power spectral density (PSD) measurements on all devices, Directional gain = $G_{ANT\ MAX}$ + Array Gain=3.73 dBi.

This report shall not be reproduced except in full, without the written approval of Eurofins TA Technology (Shanghai) Co., Ltd.

U-NII-5

PSD ax20 5955MHz Ant1

PSD ax20 5955MHz Ant2

This report shall not be reproduced except in full, without the written approval of Eurofins TA Technology (Shanghai) Co., Ltd.

PSD ax20 6175MHz Ant1

PSD ax20 6175MHz Ant2

This report shall not be reproduced except in full, without the written approval of Eurofins TA Technology (Shanghai) Co., Ltd.

PSD ax20 6415MHz Ant1

PSD ax20 6415MHz Ant2

This report shall not be reproduced except in full, without the written approval of Eurofins TA Technology (Shanghai) Co., Ltd.

PSD ax40 5965MHz Ant1

PSD ax40 5965MHz Ant2

This report shall not be reproduced except in full, without the written approval of Eurofins TA Technology (Shanghai) Co., Ltd.

PSD ax40 6165MHz Ant1

PSD ax40 6165MHz Ant2

This report shall not be reproduced except in full, without the written approval of Eurofins TA Technology (Shanghai) Co., Ltd.

PSD ax40 6405MHz Ant1

PSD ax40 6405MHz Ant2

This report shall not be reproduced except in full, without the written approval of Eurofins TA Technology (Shanghai) Co., Ltd.

PSD ax80 5985MHz Ant1

PSD ax80 5985MHz Ant2

This report shall not be reproduced except in full, without the written approval of Eurofins TA Technology (Shanghai) Co., Ltd.

PSD ax80 6145MHz Ant1

PSD ax80 6145MHz Ant2

This report shall not be reproduced except in full, without the written approval of Eurofins TA Technology (Shanghai) Co., Ltd.

PSD ax80 6385MHz Ant1

PSD ax80 6385MHz Ant2

This report shall not be reproduced except in full, without the written approval of Eurofins TA Technology (Shanghai) Co., Ltd.

U-NII-6

PSD ax20 6435MHz Ant1

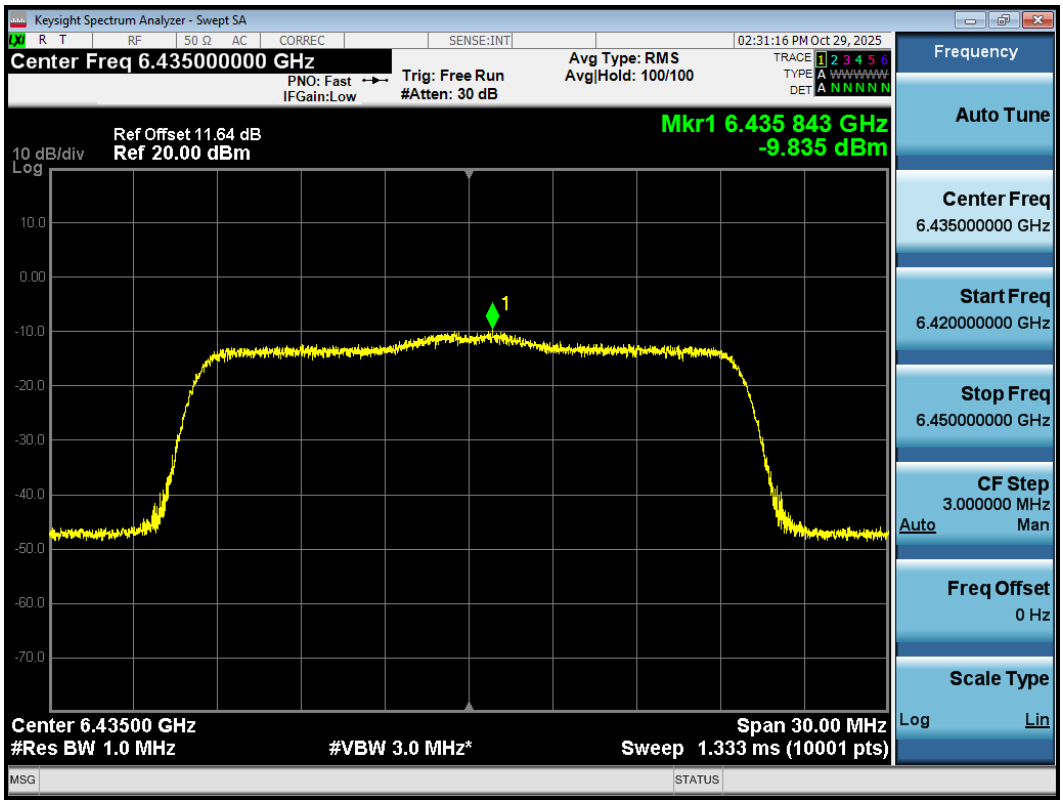

PSD ax20 6435MHz Ant2

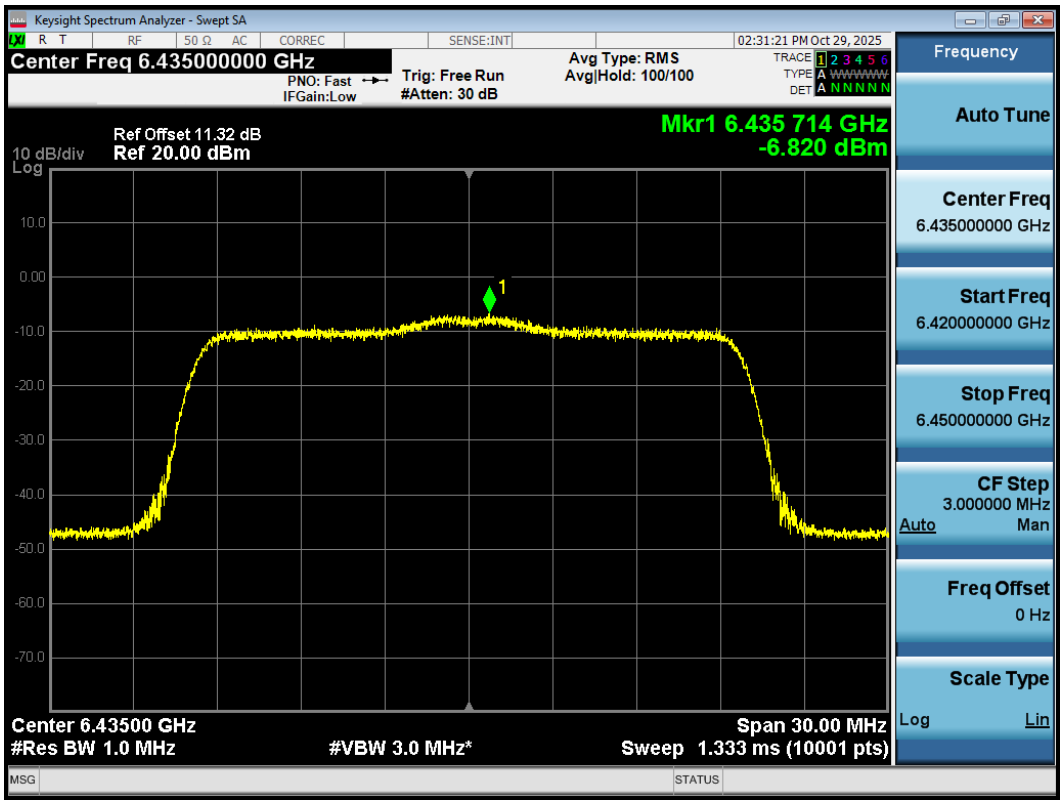

This report shall not be reproduced except in full, without the written approval of Eurofins TA Technology (Shanghai) Co., Ltd.

PSD ax20 6475MHz Ant1

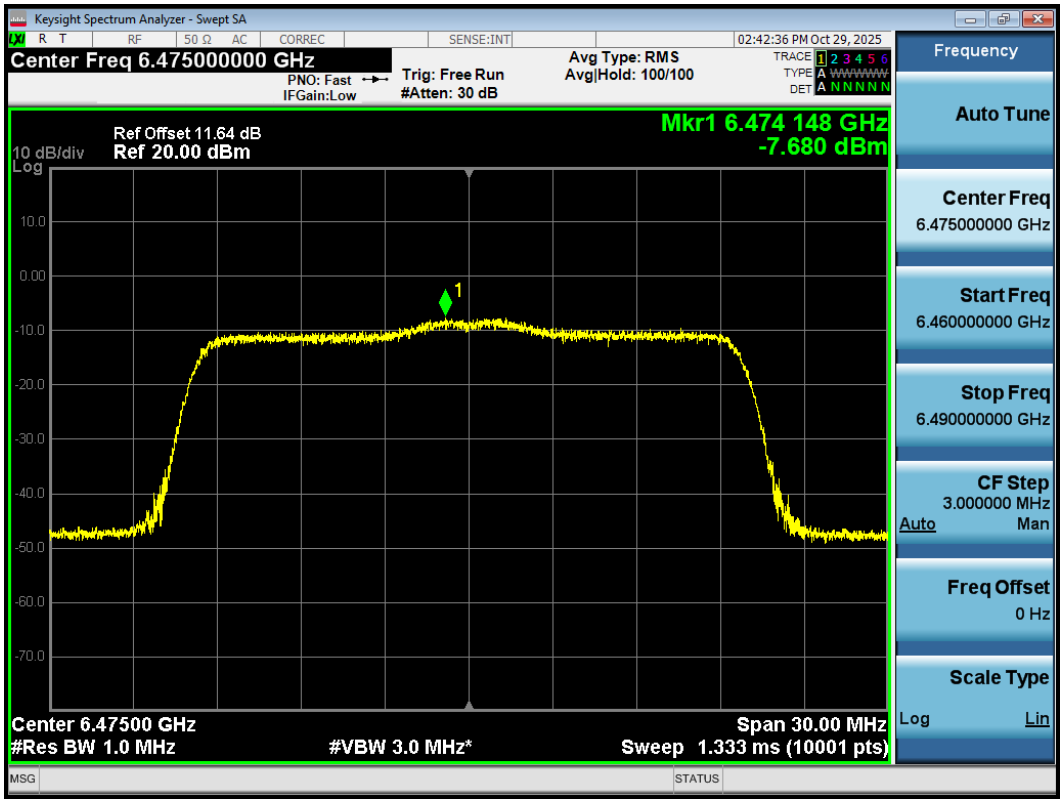

PSD ax20 6475MHz Ant2

This report shall not be reproduced except in full, without the written approval of Eurofins TA Technology (Shanghai) Co., Ltd.

PSD ax20 6515MHz Ant1

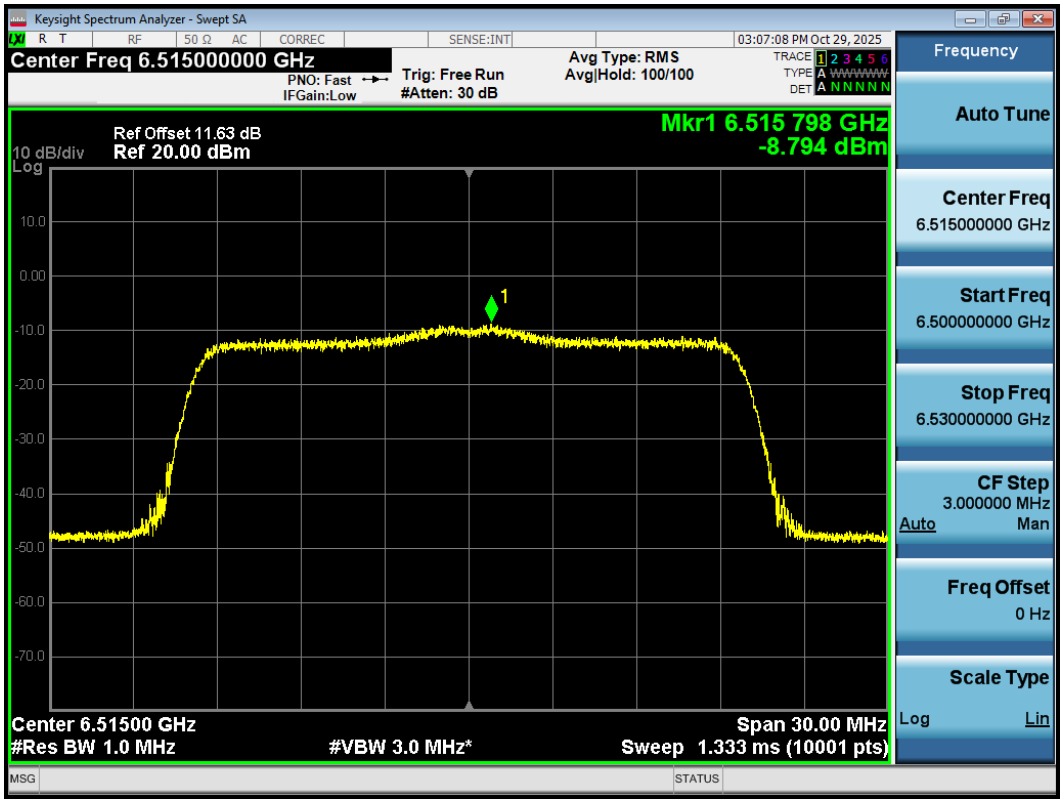

PSD ax20 6515MHz Ant2

This report shall not be reproduced except in full, without the written approval of Eurofins TA Technology (Shanghai) Co., Ltd.

PSD ax40 6445MHz Ant1

PSD ax40 6445MHz Ant2

This report shall not be reproduced except in full, without the written approval of Eurofins TA Technology (Shanghai) Co., Ltd.

PSD ax40 6485MHz Ant1

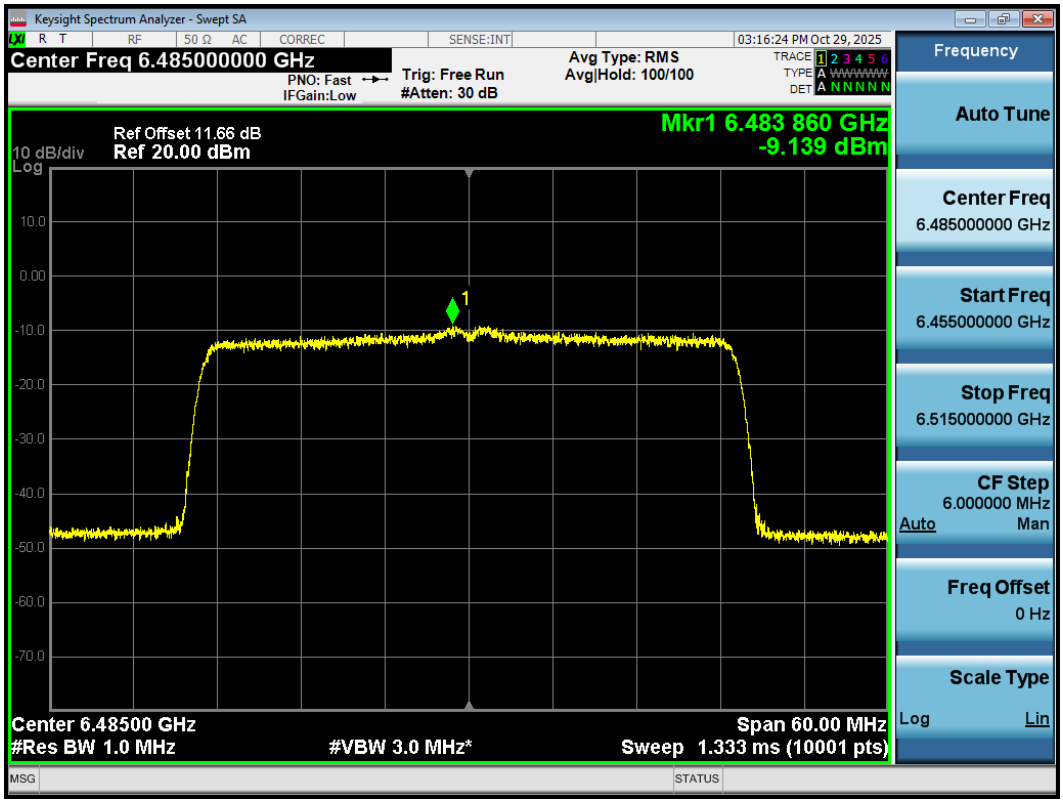

PSD ax40 6485MHz Ant2

This report shall not be reproduced except in full, without the written approval of Eurofins TA Technology (Shanghai) Co., Ltd.

PSD ax40 6495MHz Ant1

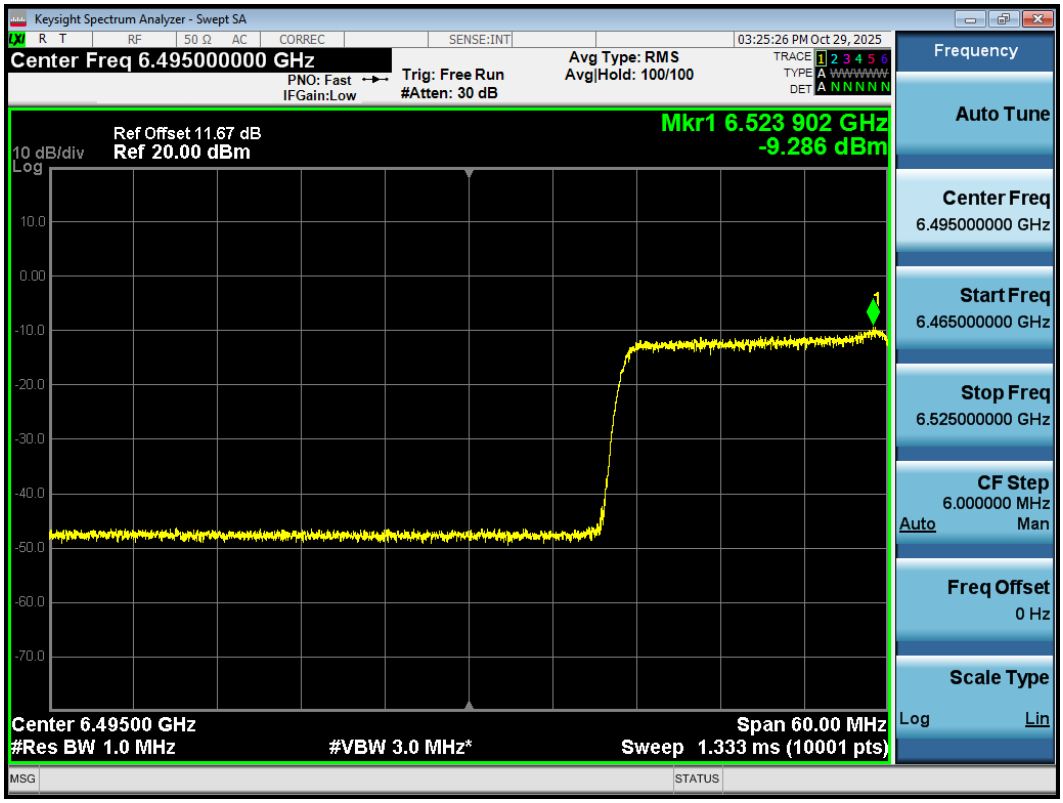

PSD ax40 6495MHz Ant2

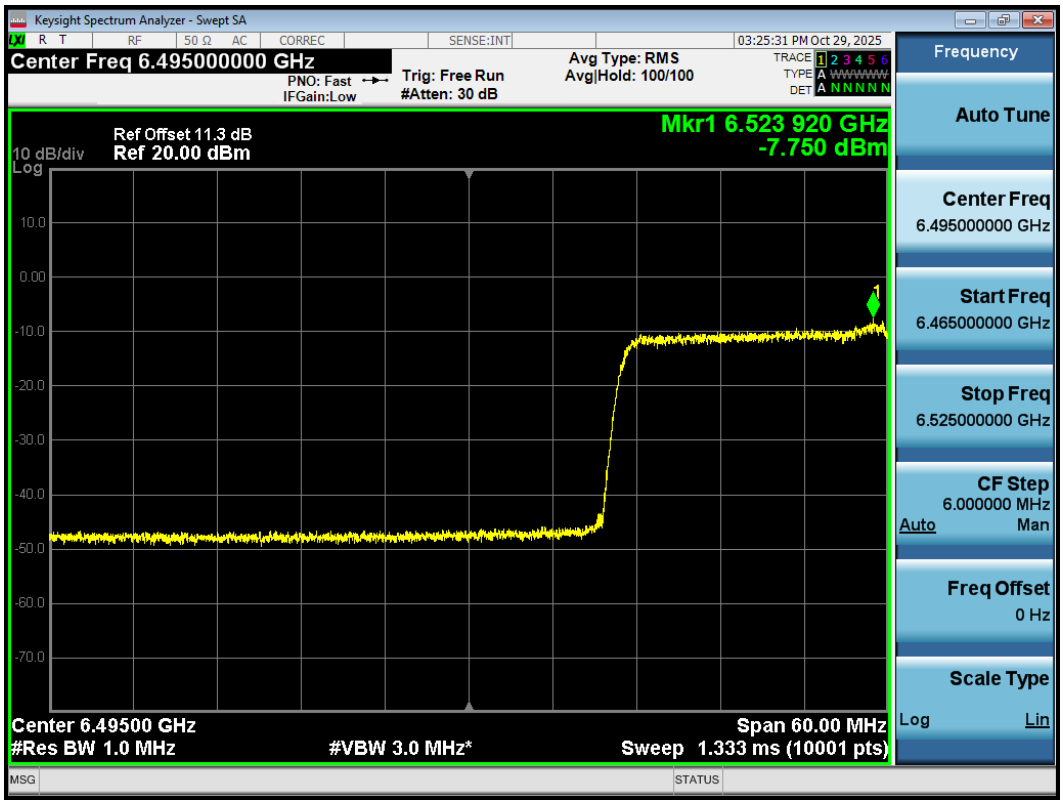

This report shall not be reproduced except in full, without the written approval of Eurofins TA Technology (Shanghai) Co., Ltd.

PSD ax80 6465MHz Ant1

PSD ax80 6465MHz Ant2

This report shall not be reproduced except in full, without the written approval of Eurofins TA Technology (Shanghai) Co., Ltd.

PSD ax80 6465MHz Ant1

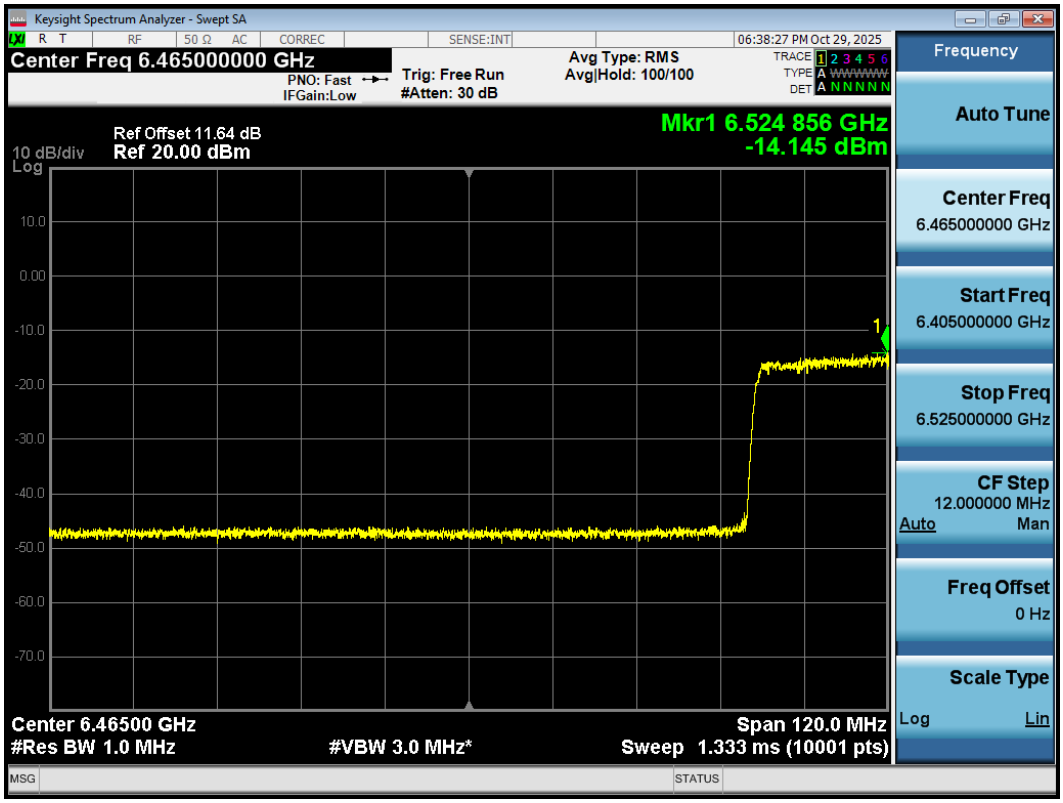

PSD ax80 6465MHz Ant2

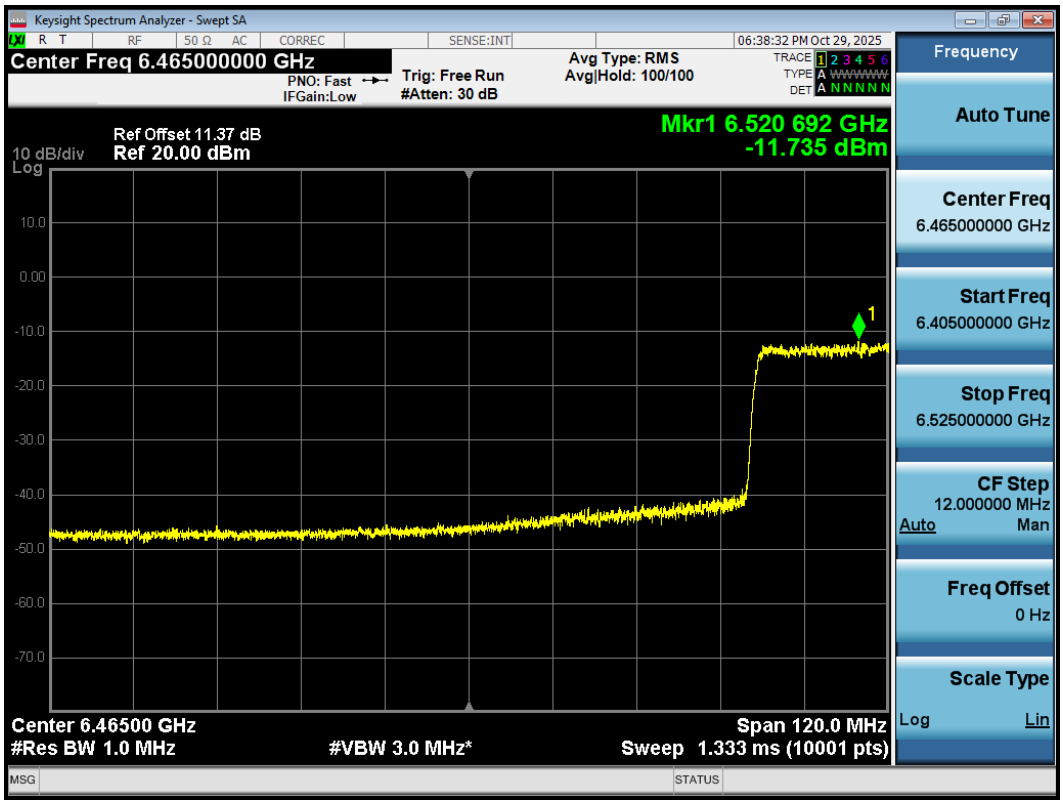

This report shall not be reproduced except in full, without the written approval of Eurofins TA Technology (Shanghai) Co., Ltd.

U-NII-7

PSD ax20 6535MHz Ant1

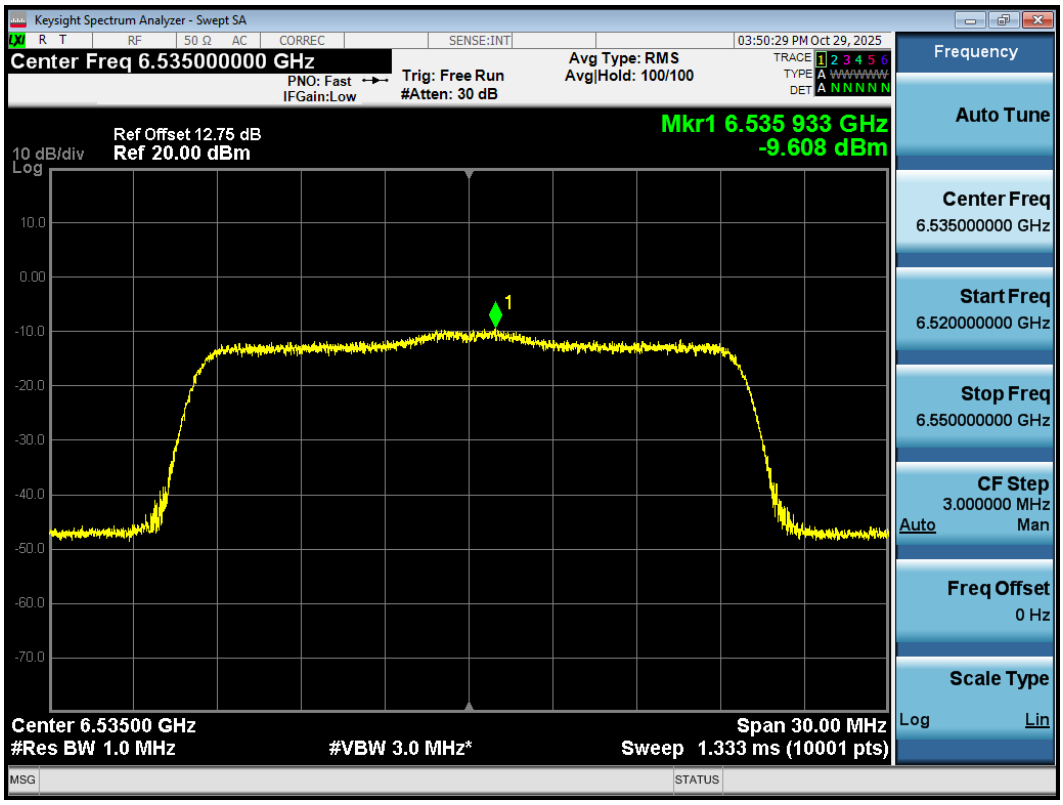

PSD ax20 6535MHz Ant2

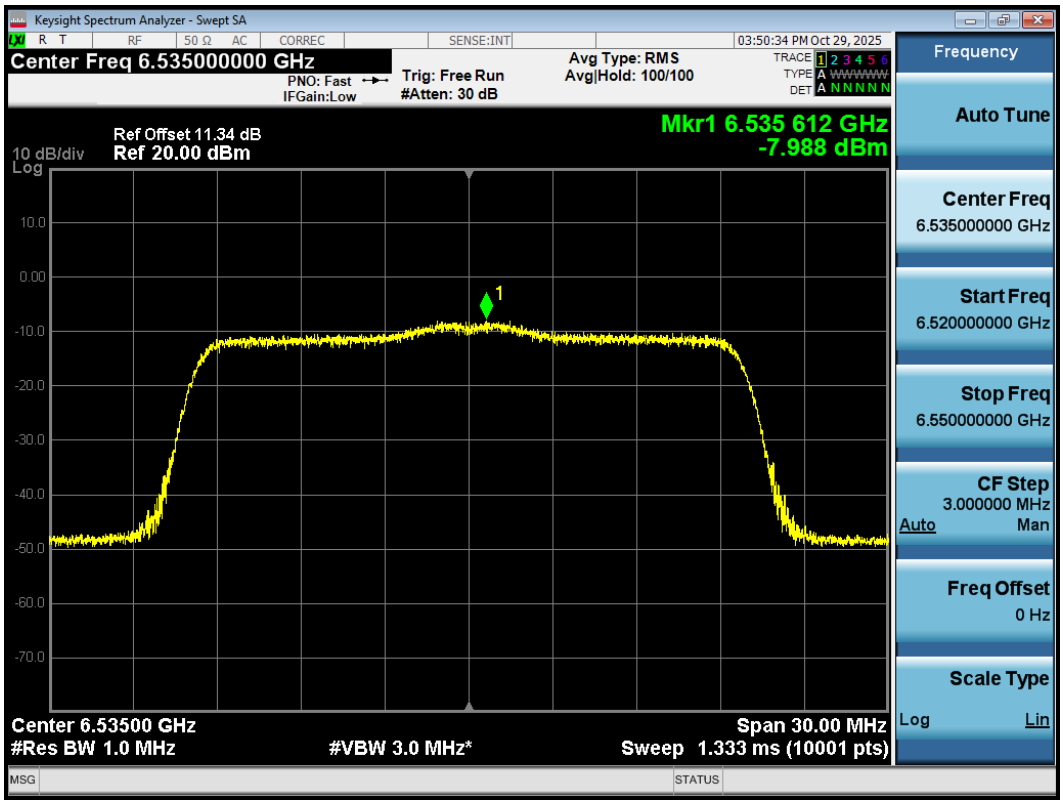

This report shall not be reproduced except in full, without the written approval of Eurofins TA Technology (Shanghai) Co., Ltd.

PSD ax20 6695MHz Ant1

PSD ax20 6695MHz Ant2

This report shall not be reproduced except in full, without the written approval of Eurofins TA Technology (Shanghai) Co., Ltd.

PSD ax20 6855MHz Ant1

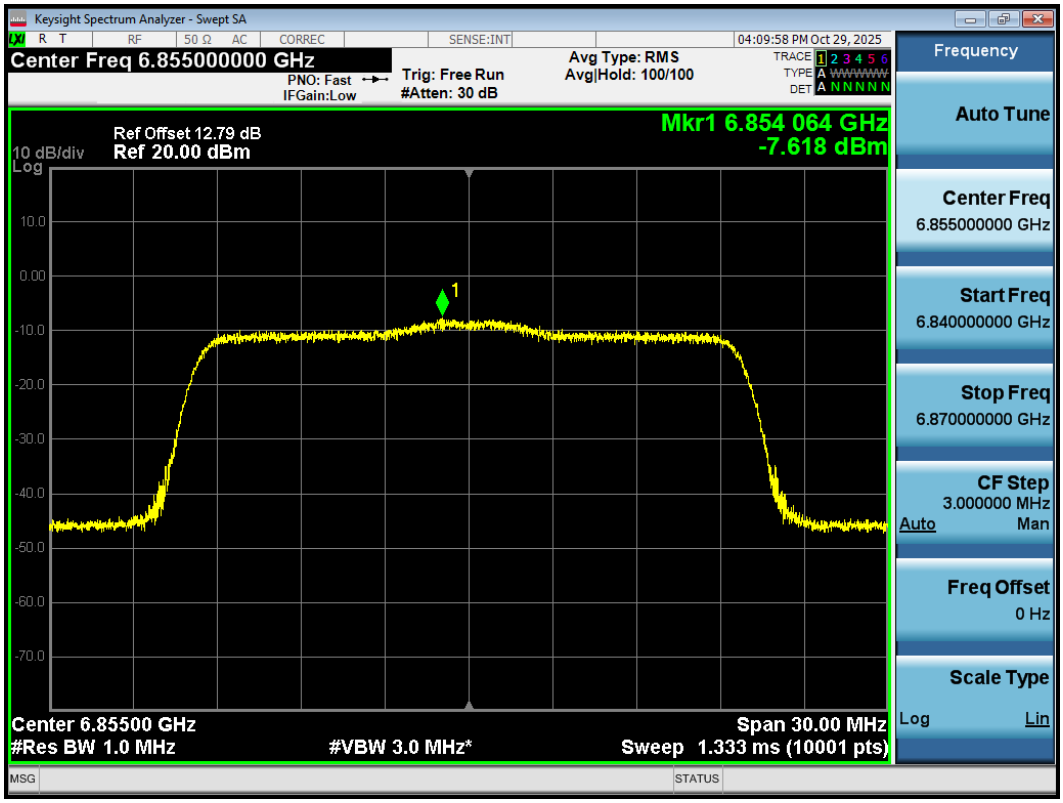

PSD ax20 6855MHz Ant2

This report shall not be reproduced except in full, without the written approval of Eurofins TA Technology (Shanghai) Co., Ltd.

PSD ax20 6860MHz Ant1

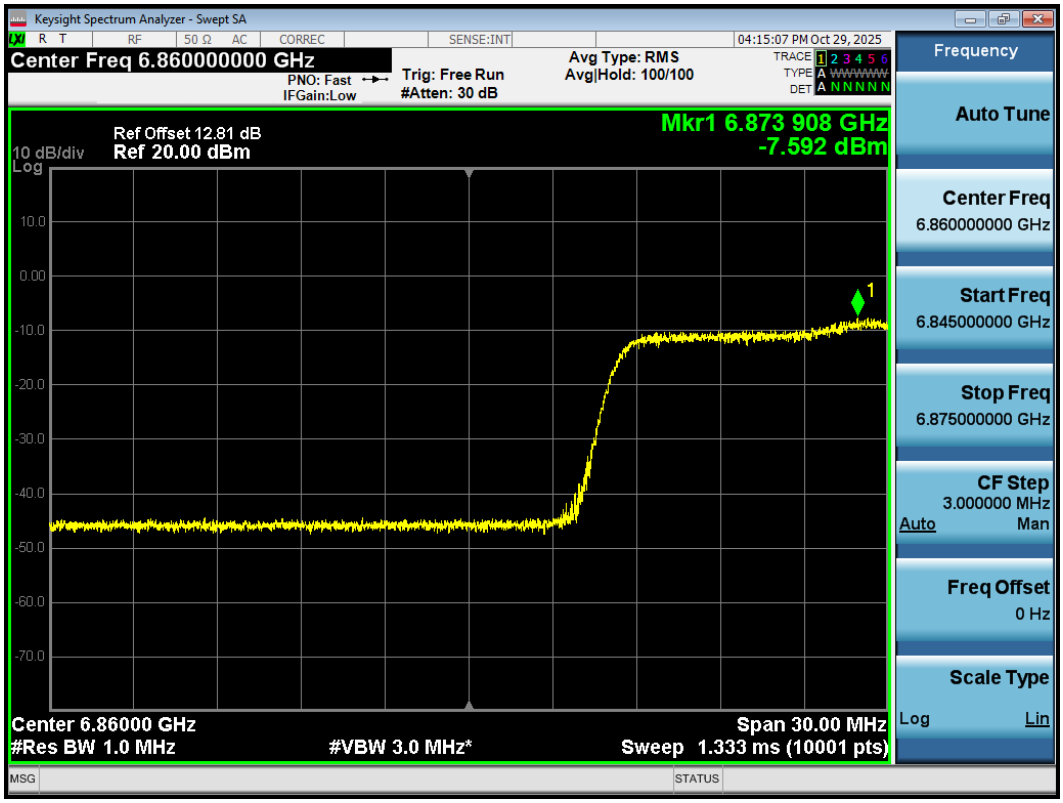

PSD ax20 6860MHz Ant2

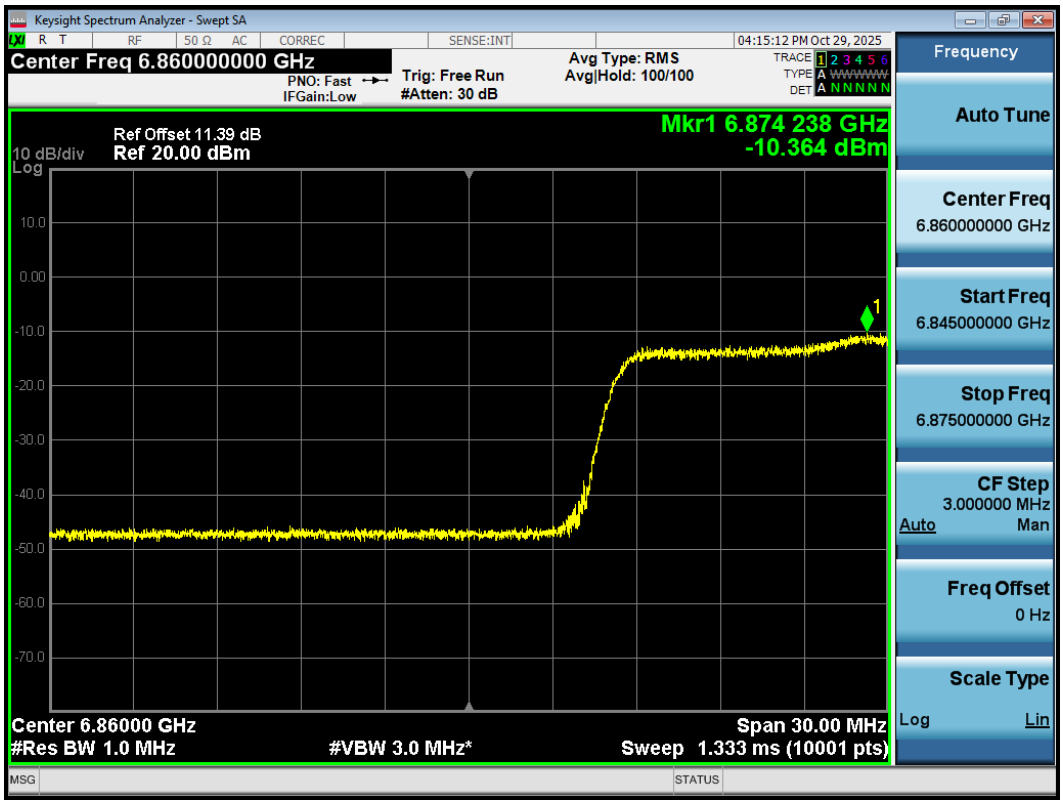

This report shall not be reproduced except in full, without the written approval of Eurofins TA Technology (Shanghai) Co., Ltd.

PSD ax40 6555MHz Ant1

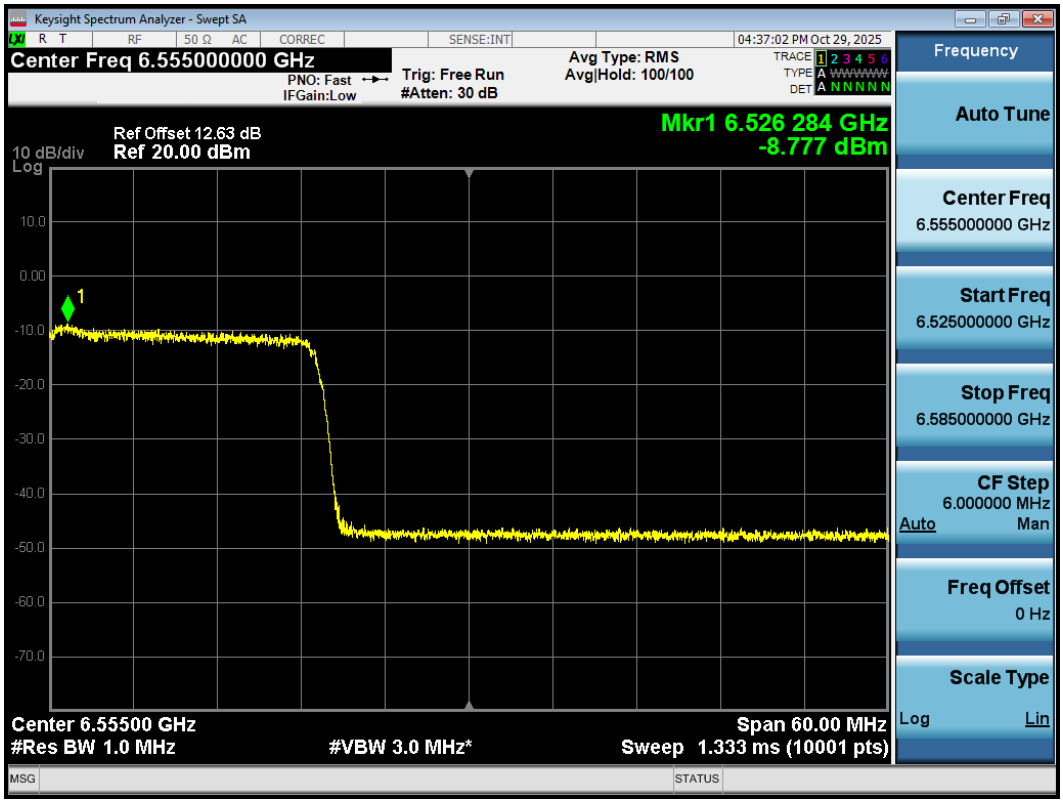

PSD ax40 6555MHz Ant2

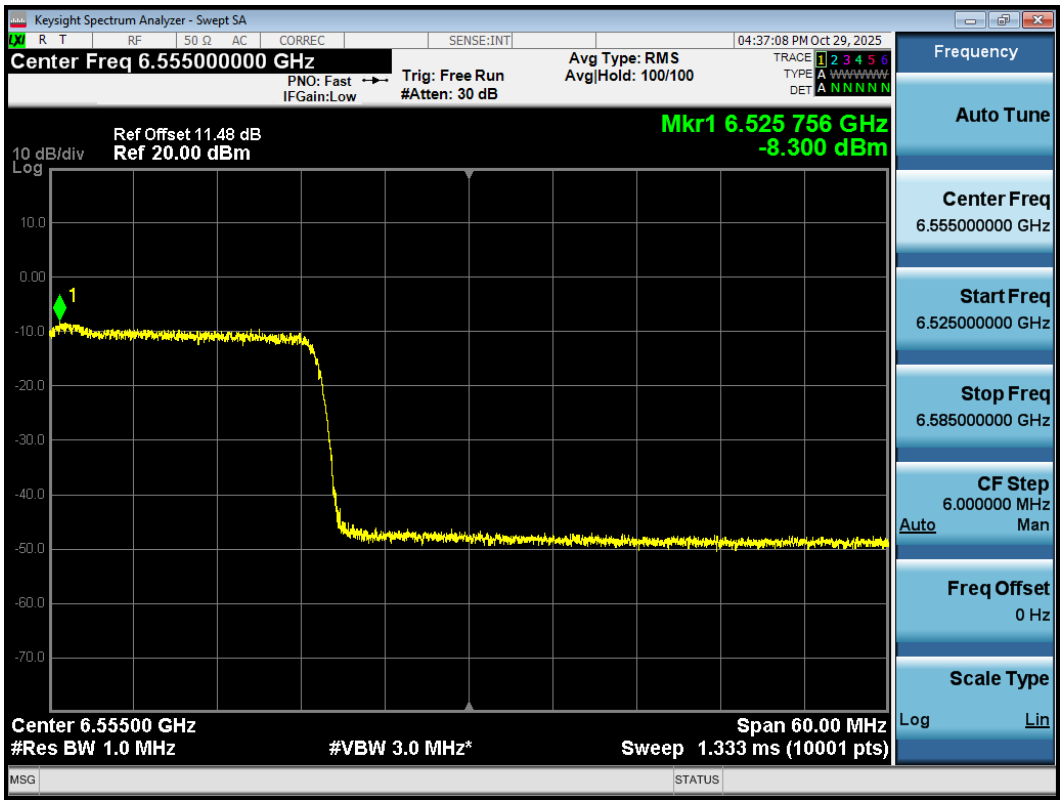

This report shall not be reproduced except in full, without the written approval of Eurofins TA Technology (Shanghai) Co., Ltd.

PSD ax40 6565MHz Ant1

PSD ax40 6565MHz Ant2

This report shall not be reproduced except in full, without the written approval of Eurofins TA Technology (Shanghai) Co., Ltd.

PSD ax40 6685MHz Ant1

PSD ax40 6685MHz Ant2

This report shall not be reproduced except in full, without the written approval of Eurofins TA Technology (Shanghai) Co., Ltd.

PSD ax40 6845MHz Ant1

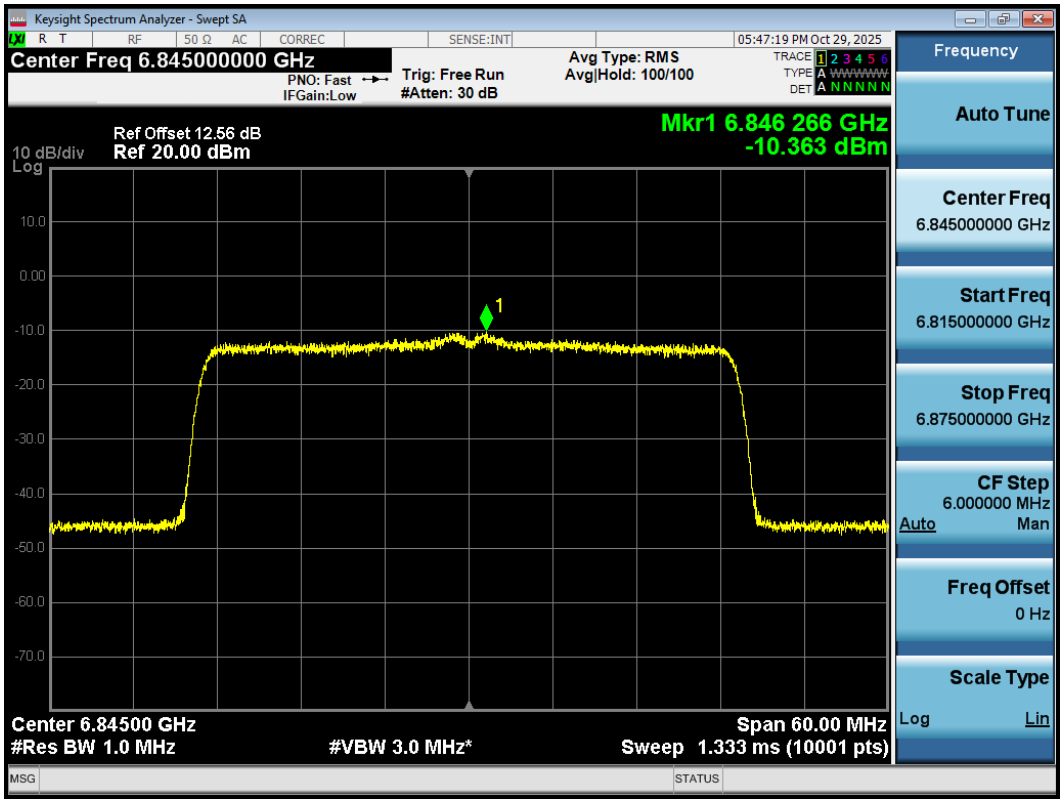

PSD ax40 6845MHz Ant2

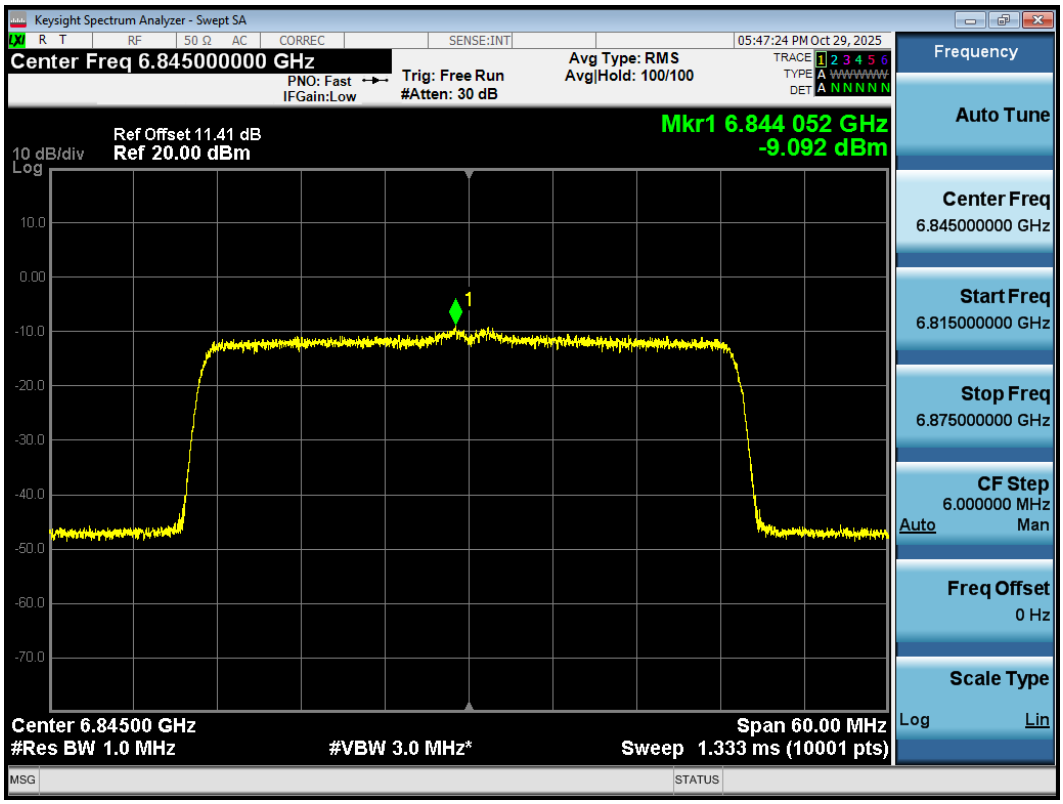

This report shall not be reproduced except in full, without the written approval of Eurofins TA Technology (Shanghai) Co., Ltd.

PSD ax40 6845MHz Ant1

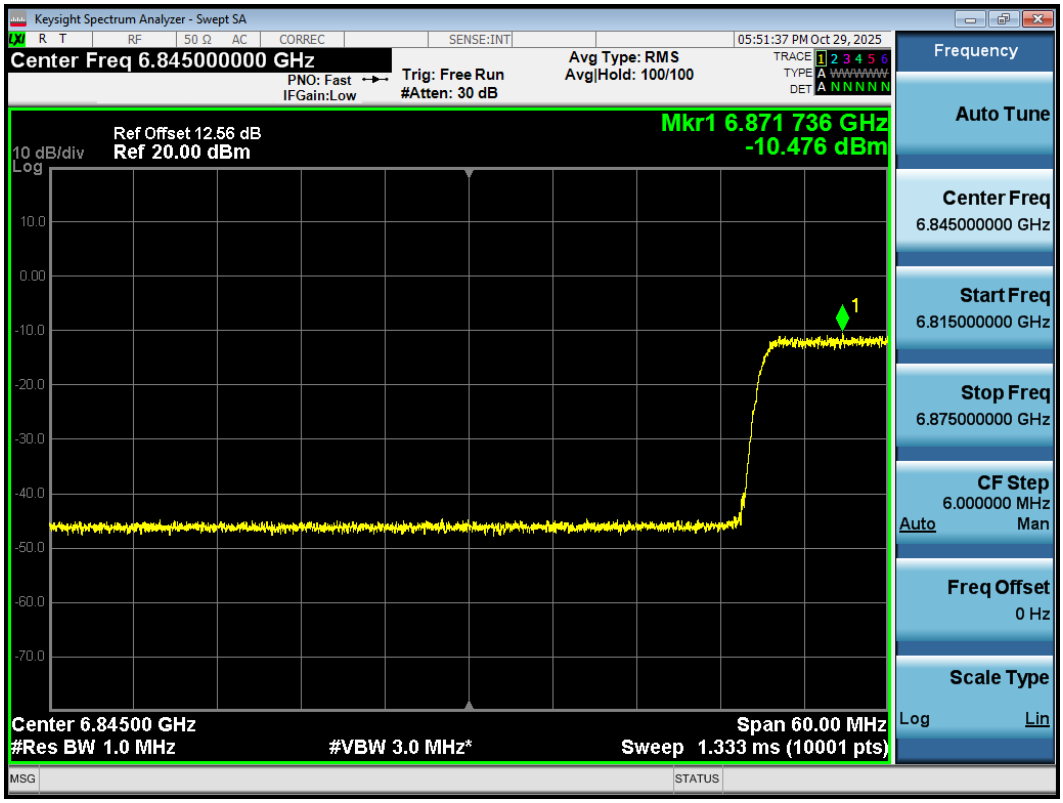

PSD ax40 6845MHz Ant2

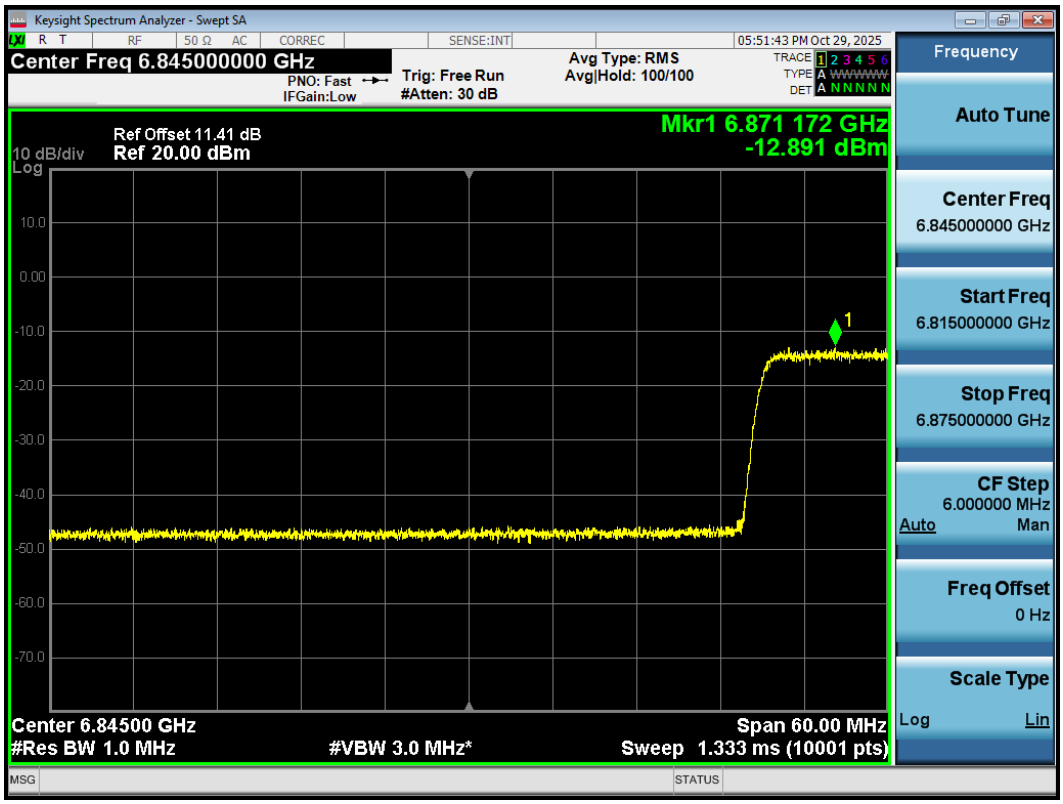

This report shall not be reproduced except in full, without the written approval of Eurofins TA Technology (Shanghai) Co., Ltd.

PSD ax80 6585MHz Ant1

PSD ax80 6585MHz Ant2

This report shall not be reproduced except in full, without the written approval of Eurofins TA Technology (Shanghai) Co., Ltd.

PSD ax80 6625MHz Ant1

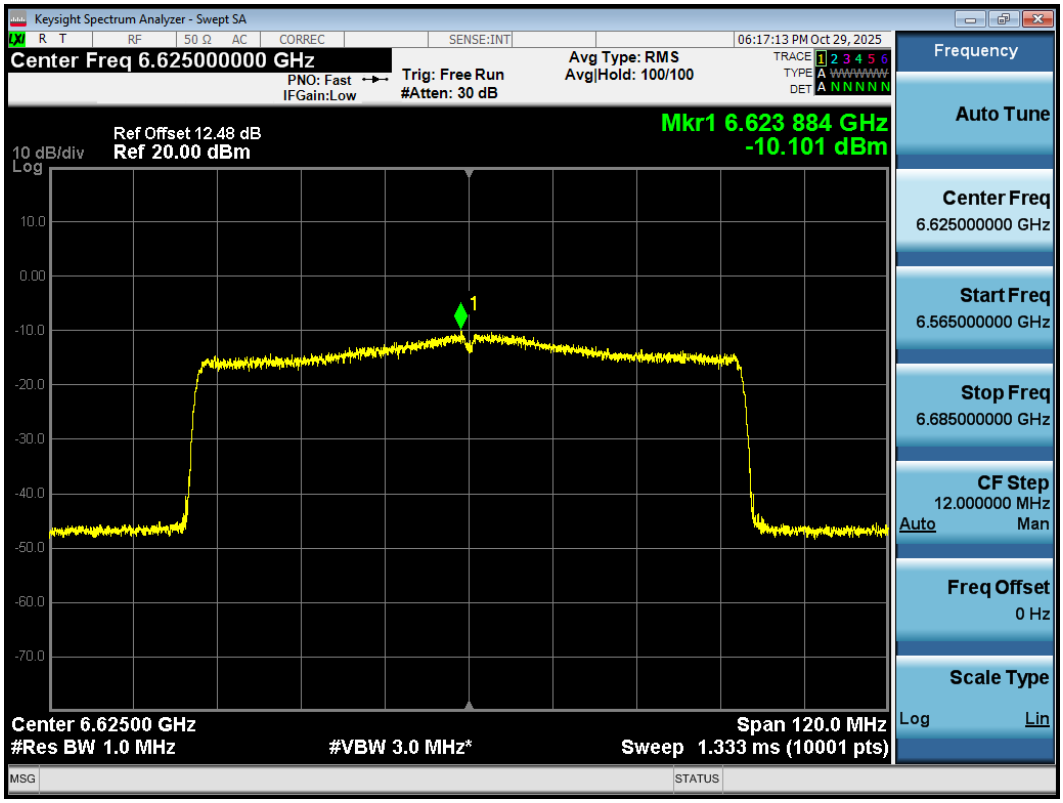

PSD ax80 6625MHz Ant2

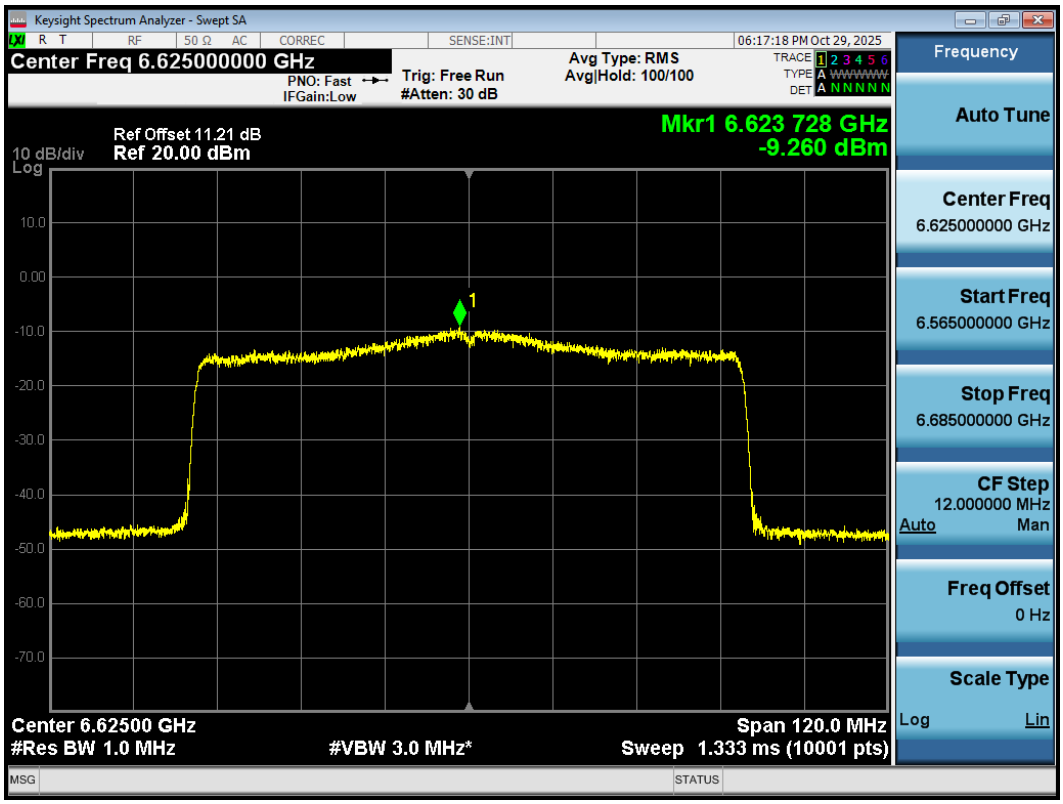

This report shall not be reproduced except in full, without the written approval of Eurofins TA Technology (Shanghai) Co., Ltd.

PSD ax80 6705MHz Ant1

PSD ax80 6705MHz Ant2

This report shall not be reproduced except in full, without the written approval of Eurofins TA Technology (Shanghai) Co., Ltd.

PSD ax80 6785MHz Ant1

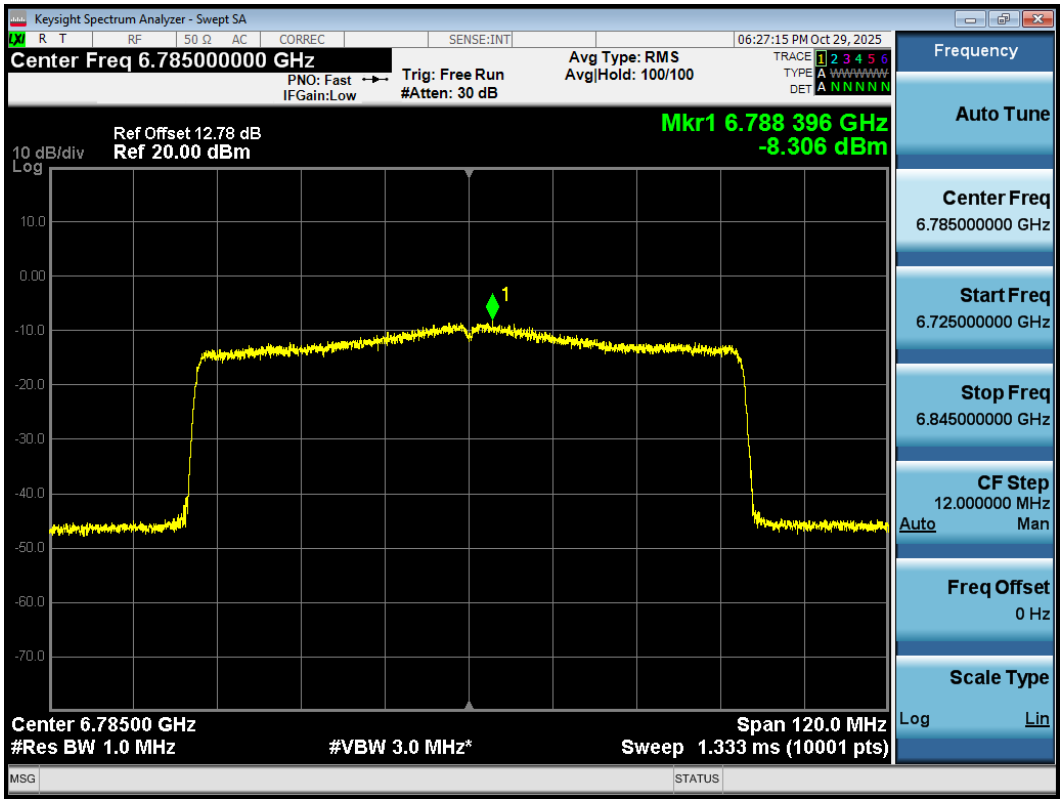

PSD ax80 6785MHz Ant2

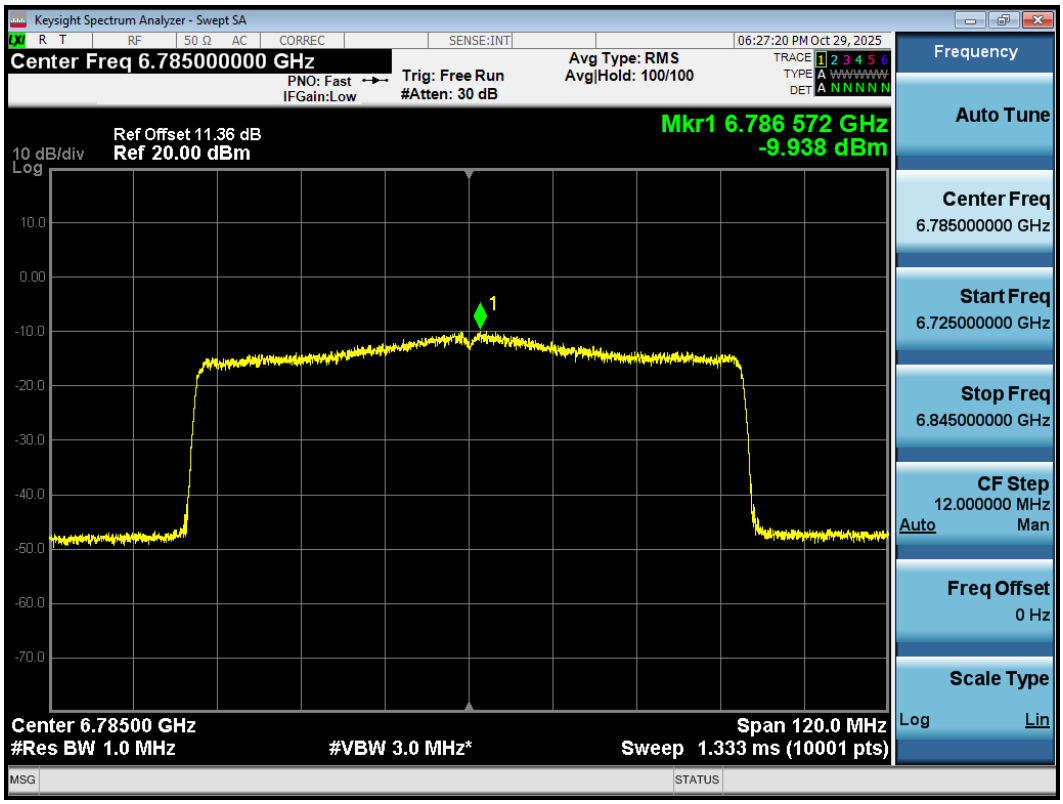

This report shall not be reproduced except in full, without the written approval of Eurofins TA Technology (Shanghai) Co., Ltd.

PSD ax80 6815MHz Ant1

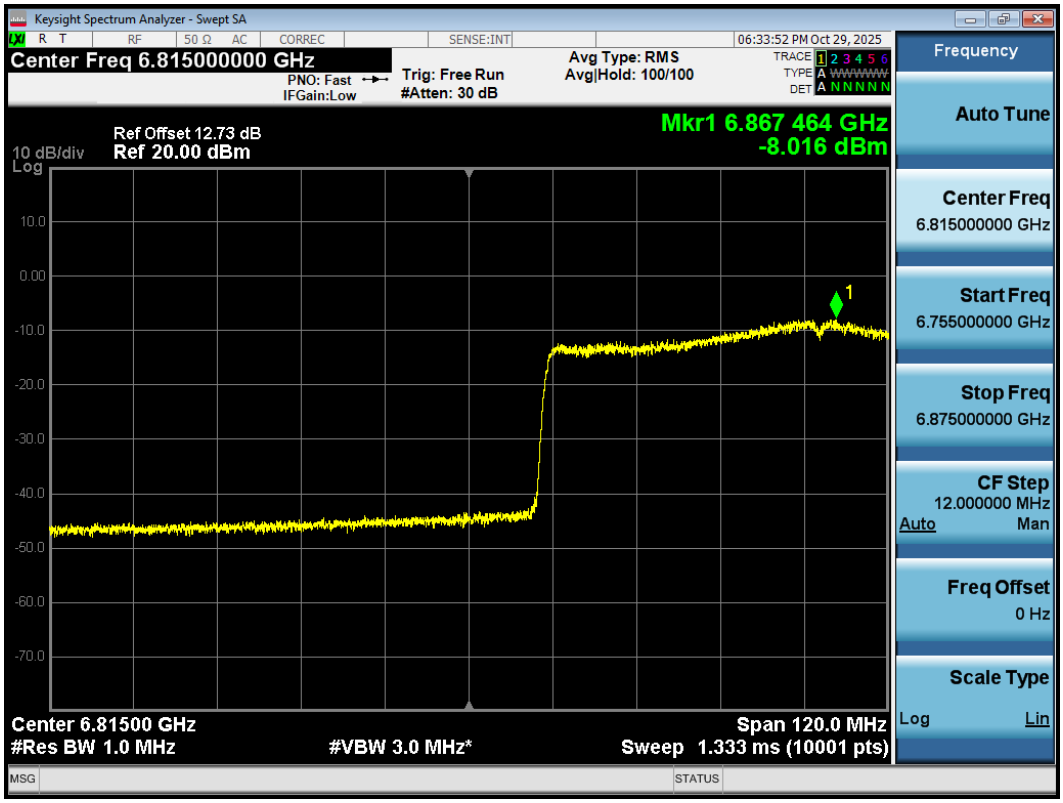

PSD ax80 6815MHz Ant2

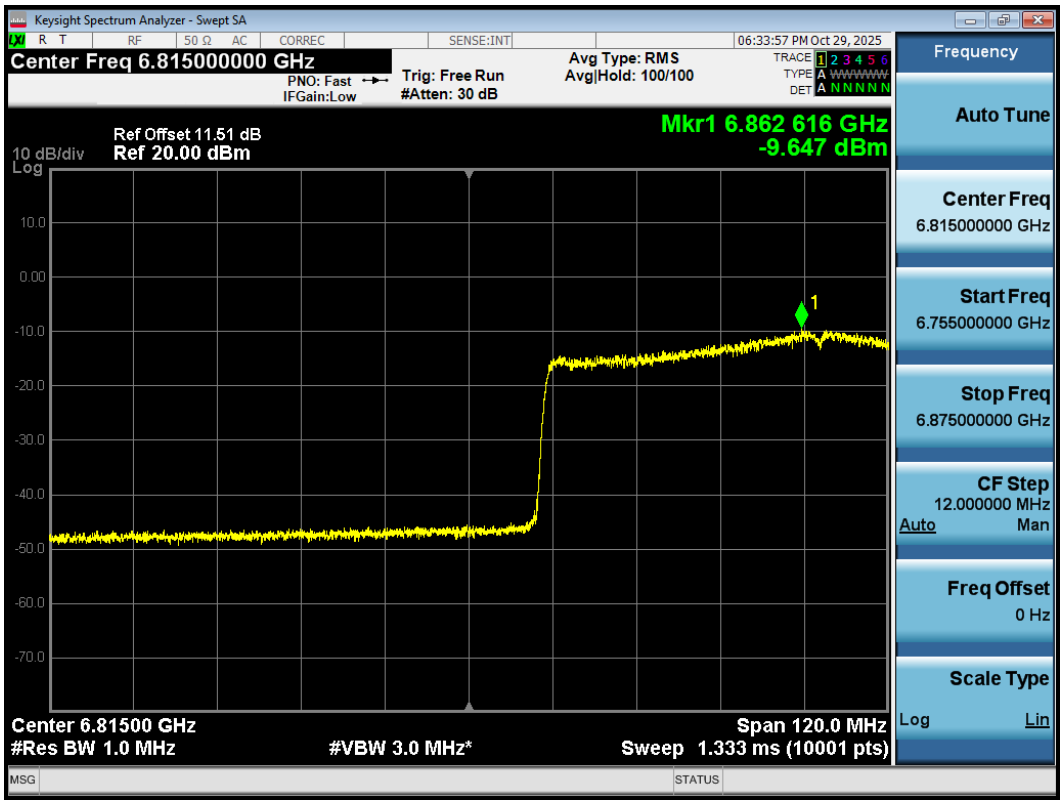

This report shall not be reproduced except in full, without the written approval of Eurofins TA Technology (Shanghai) Co., Ltd.

U-NII-8

PSD ax20 6890MHz Ant1

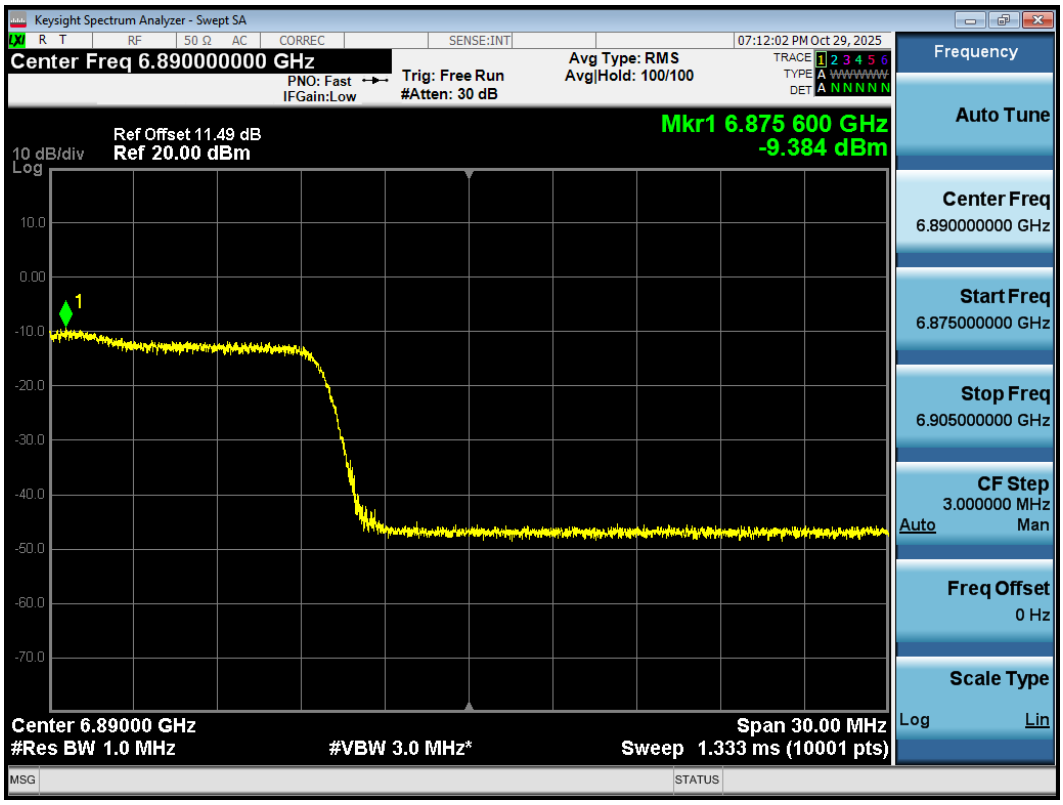

PSD ax20 6890MHz Ant2

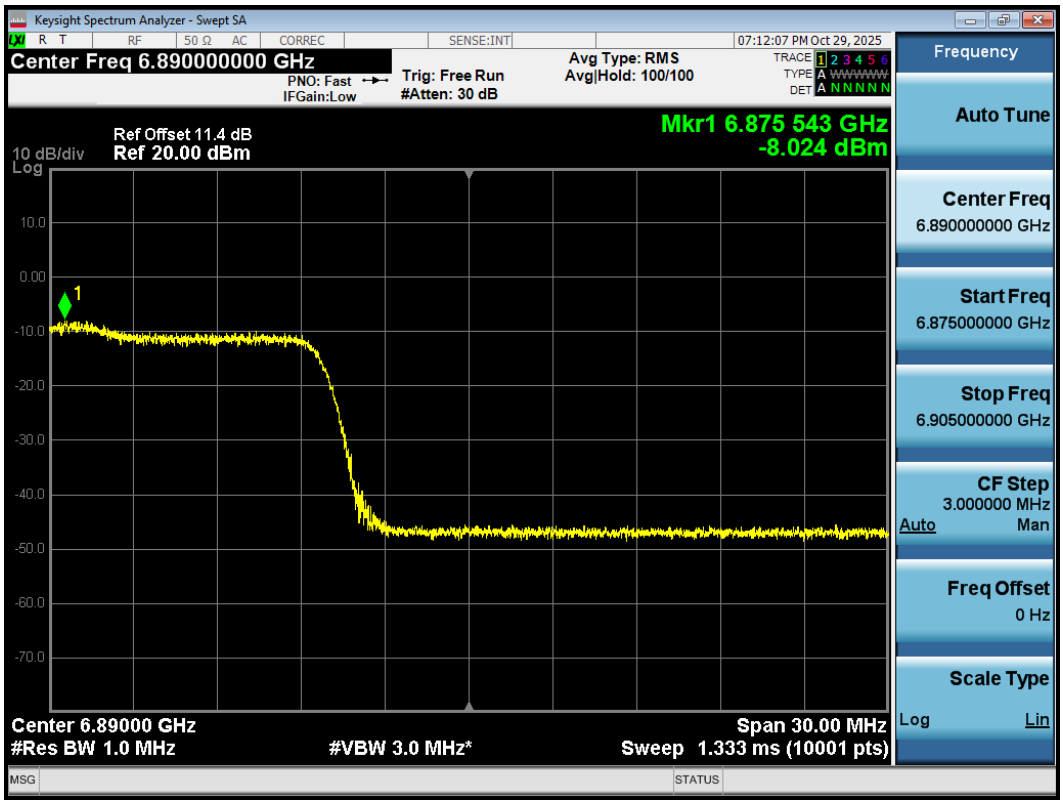

This report shall not be reproduced except in full, without the written approval of Eurofins TA Technology (Shanghai) Co., Ltd.

PSD ax20 6895MHz Ant1

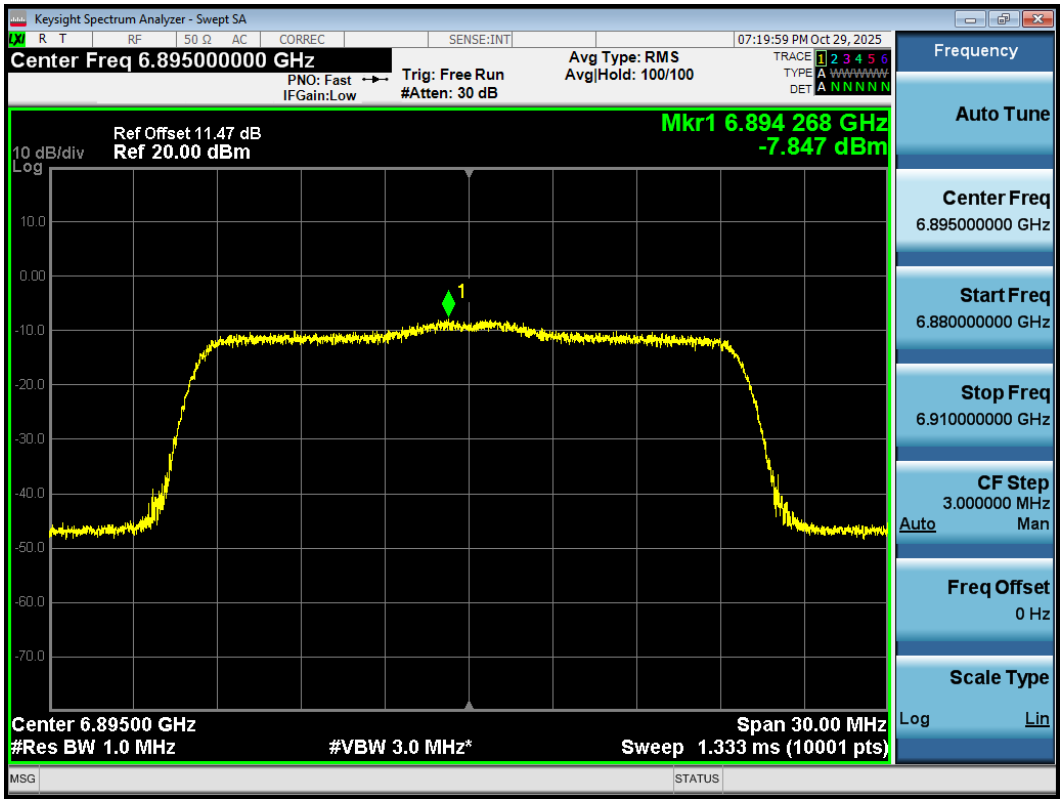

PSD ax20 6895MHz Ant2

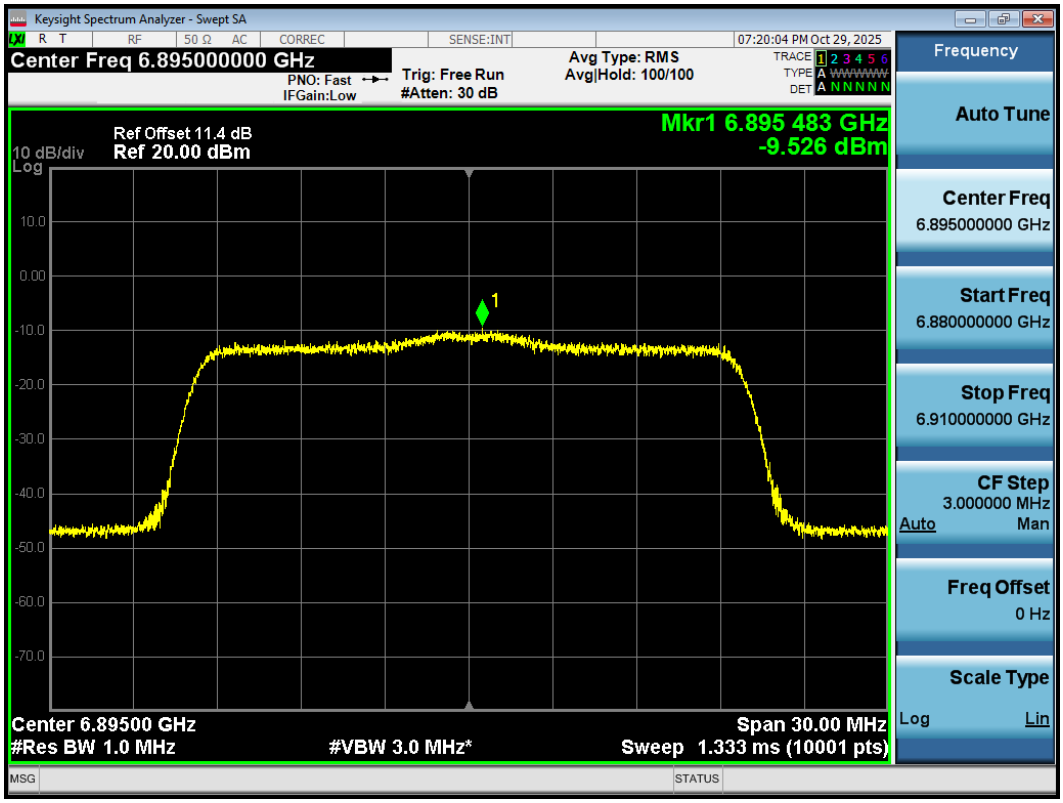

This report shall not be reproduced except in full, without the written approval of Eurofins TA Technology (Shanghai) Co., Ltd.

PSD ax20 6995MHz Ant1

PSD ax20 6995MHz Ant2

This report shall not be reproduced except in full, without the written approval of Eurofins TA Technology (Shanghai) Co., Ltd.

PSD ax20 7095MHz Ant1

PSD ax20 7095MHz Ant2

This report shall not be reproduced except in full, without the written approval of Eurofins TA Technology (Shanghai) Co., Ltd.

PSD ax40 6905MHz Ant1

PSD ax40 6905MHz Ant2

This report shall not be reproduced except in full, without the written approval of Eurofins TA Technology (Shanghai) Co., Ltd.

PSD ax40 6965MHz Ant1

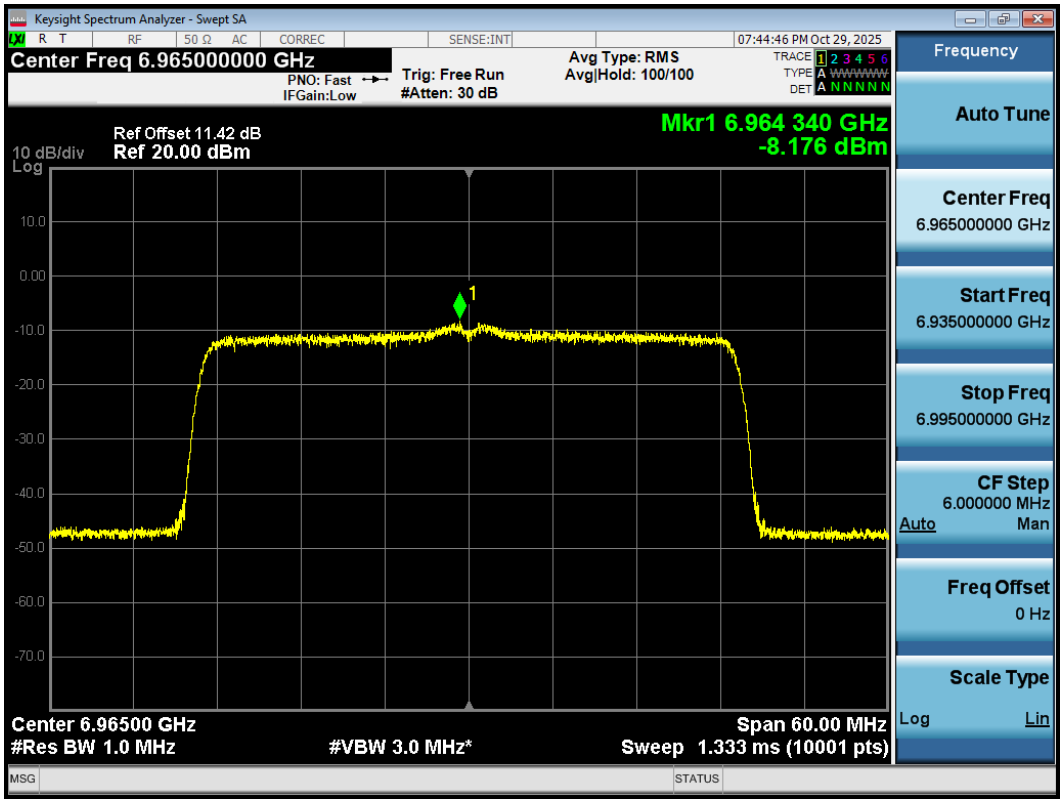

PSD ax40 6965MHz Ant2

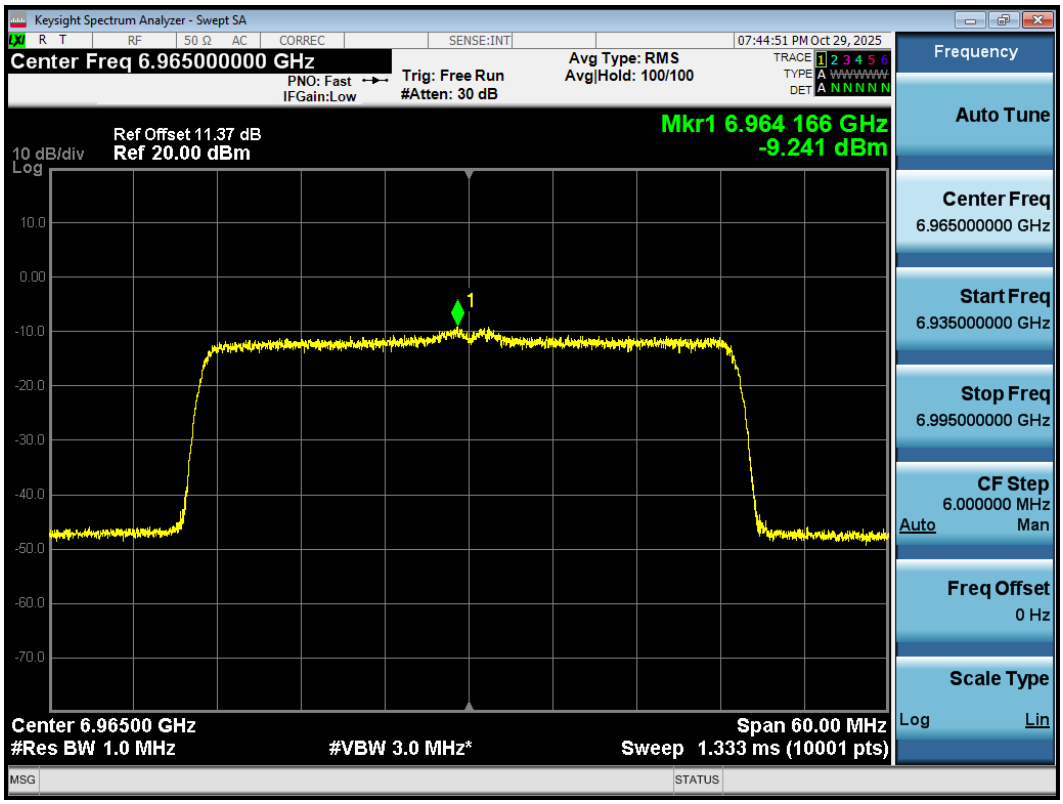

This report shall not be reproduced except in full, without the written approval of Eurofins TA Technology (Shanghai) Co., Ltd.

PSD ax40 7085MHz Ant1

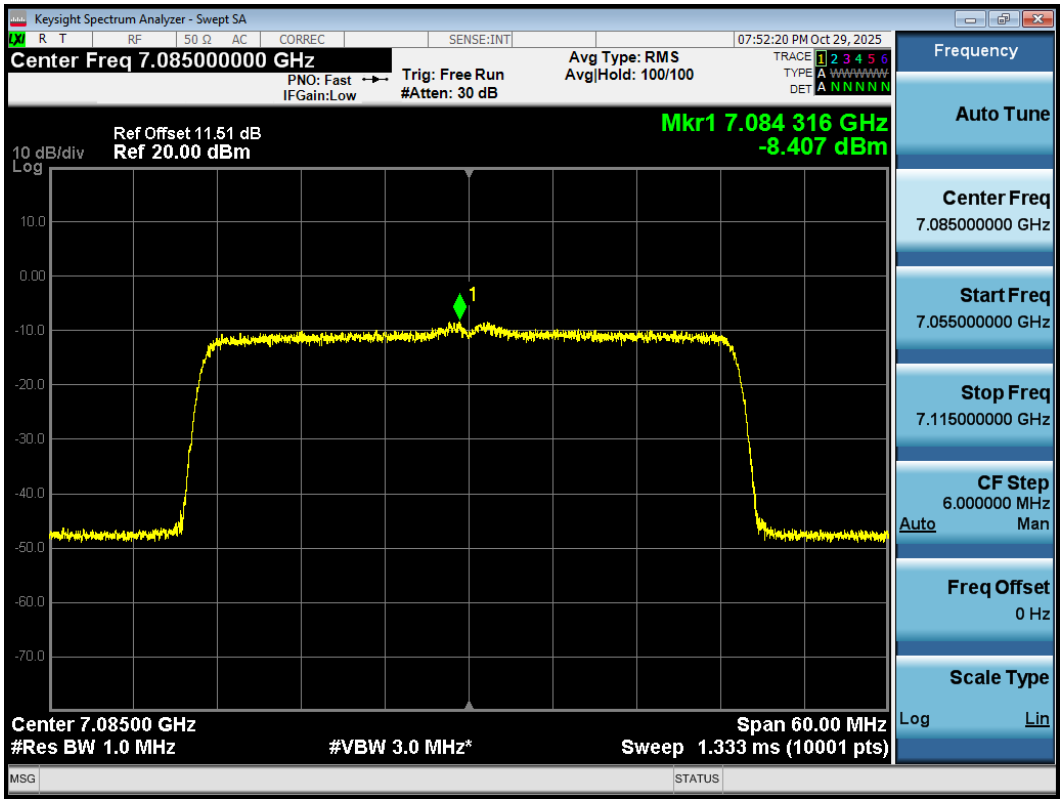

PSD ax40 7085MHz Ant2

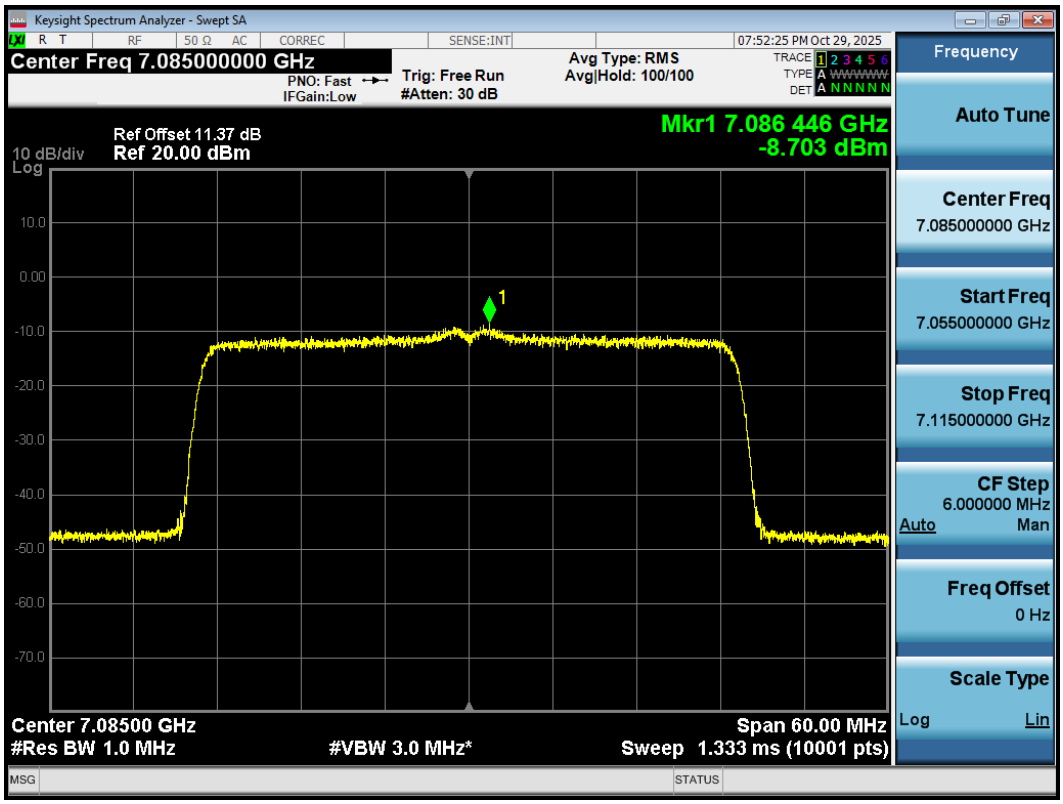

This report shall not be reproduced except in full, without the written approval of Eurofins TA Technology (Shanghai) Co., Ltd.

PSD ax80 6935MHz Ant1

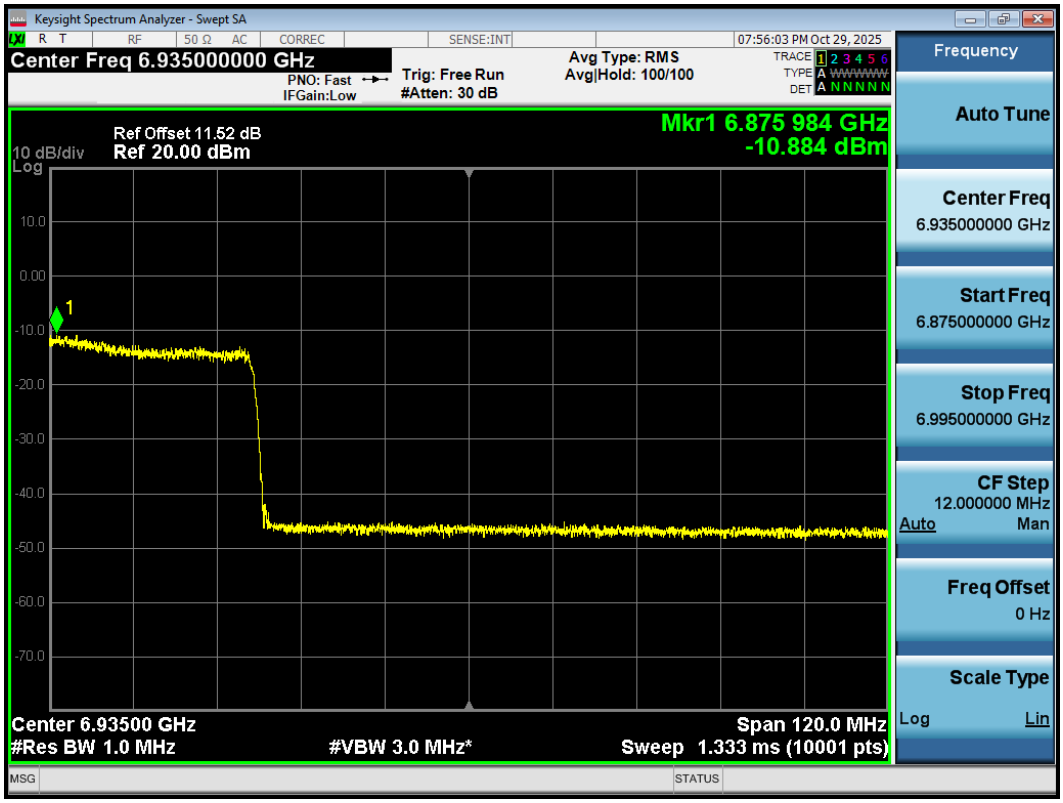

PSD ax80 6935MHz Ant2

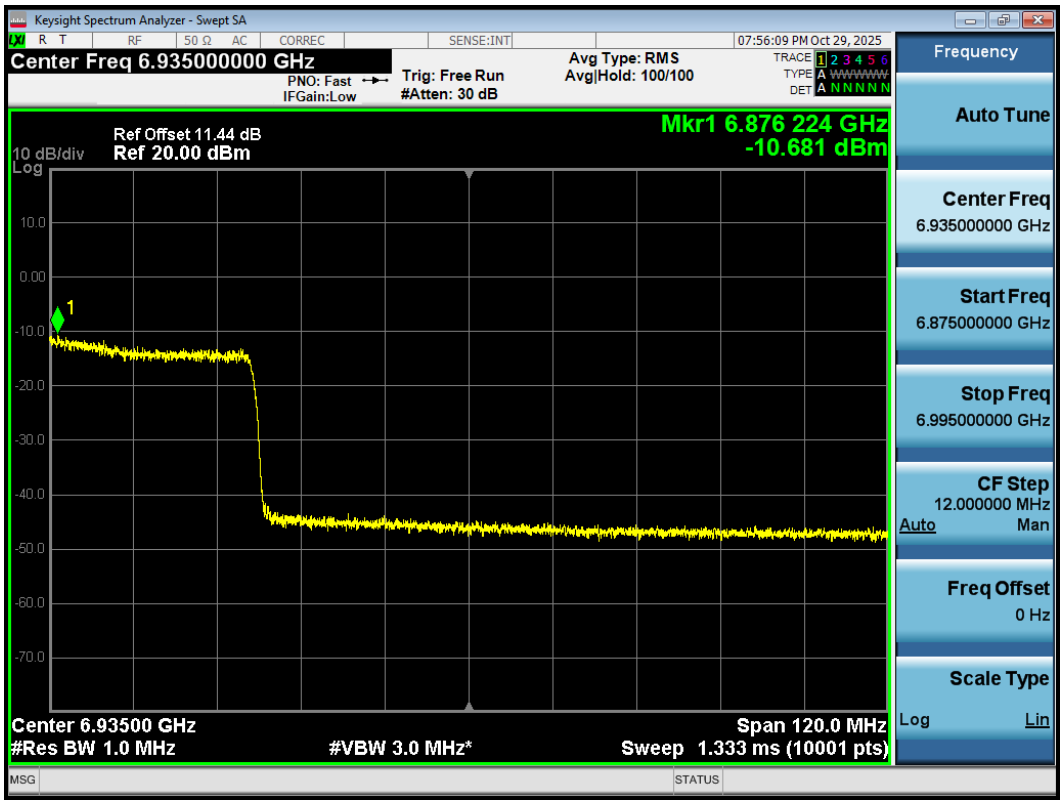

This report shall not be reproduced except in full, without the written approval of Eurofins TA Technology (Shanghai) Co., Ltd.

PSD ax80 6945MHz Ant1

PSD ax80 6945MHz Ant2

This report shall not be reproduced except in full, without the written approval of Eurofins TA Technology (Shanghai) Co., Ltd.

PSD ax80 7025MHz Ant1

PSD ax80 7025MHz Ant2

This report shall not be reproduced except in full, without the written approval of Eurofins TA Technology (Shanghai) Co., Ltd.

Variant

MIMO

Mode	Channel/ Frequency (MHz)	Power Spectral Density					EIRP PSD (dBm/ MHz)	EIRP Limit (dBm /MHz)	Conclusion
		Antenna 1		Antenna 2		Total e.i.r.p PSD (dBm/MHz)			
		Read Value (dBm/MHz)	PSD (dBm /MHz)	Read Value (dBm/MHz)	PSD (dBm /MHz)				
802.11ax HE80	7/5985	-7.93	-7.42	-8.34	-7.83	-4.61	-1.35	-1.00	PASS

Note: 1. Power Spectral Density =Read Value+Duty cycle correction factor

2. For Total PSD, according to KDB 662911 D01 Multiple Transmitter Output v02r01 2)a),

Total e.i.r.p PSD =$10\log(10^{(\text{PSD antenna1 in dBm/10})}+10^{(\text{PSD antenna2 in dBm/10})})$ + Gain

3. According to KDB 662911 D01 Multiple Transmitter Output v02r01 F)2)f)(ii): If antenna gains are not equal, the user may use either of the following methods to calculate directional gain, provided that each transmit antenna is driven by only one spatial stream:Directional gain may be calculated by using the formulas applicable to equal gain antennas with G_{ANT} set equal to the gain of the antenna having the highest gain;For power spectral density (PSD) measurements on all devices,

Directional gain = $G_{ANT\ MAX}$ + Array Gain=3.26 dBi<6dBi.

This report shall not be reproduced except in full, without the written approval of Eurofins TA Technology (Shanghai) Co., Ltd.

PSD ax80 5985MHz Ant1

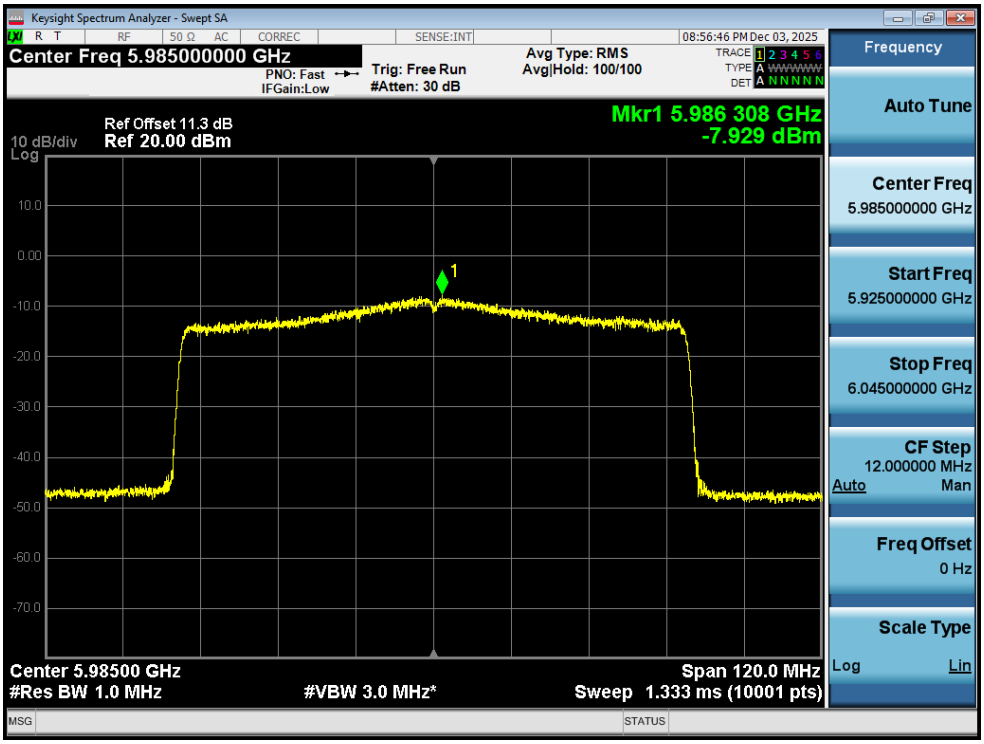

PSD ax80 5985MHz Ant2

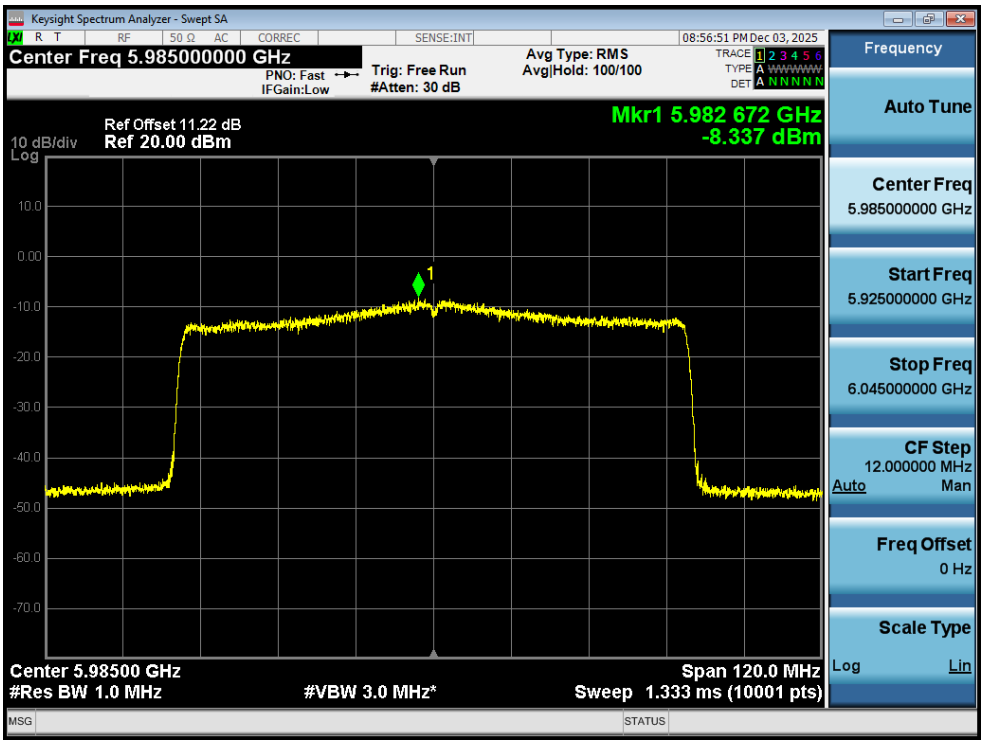

This report shall not be reproduced except in full, without the written approval of Eurofins TA Technology (Shanghai) Co., Ltd.

6.4. Frequency Stability

Original

Voltage (V)	Temperature (°C)	Test Results			
		6175 MHz			
		1min	2min	5min	10min
7.74	-30	6175.008685	6175.005312	6174.997243	6174.988657
7.74	-20	6174.992679	6174.990672	6174.987890	6174.987202
7.74	-10	6174.986580	6174.986448	6174.984701	6174.986095
7.74	0	6174.980701	6174.982068	6174.976020	6174.983471
7.74	10	6174.977379	6174.979498	6174.966413	6174.982317
7.74	20	6174.970755	6174.979335	6174.959415	6174.974091
7.74	30	6174.962317	6174.976555	6174.951597	6174.972817
7.74	40	6174.954691	6174.969374	6174.945408	6174.967411
7.74	50	6174.951272	6174.964865	6174.937550	6174.963107
6.6	20	6174.945241	6174.957865	6174.928113	6174.953271
8.9	20	6174.943502	6174.949484	6174.919017	6174.952250
MHz		-0.056498	-0.050516	-0.080983	-0.047750
PPM		-9.149474	-8.180729	-13.114656	-7.732794

Voltage (V)	Temperature (°C)	Test Results			
		6475 MHz			
		1min	2min	5min	10min
7.74	-30	6474.996284	6474.988196	6474.981923	6474.975118
7.74	-20	6474.993709	6474.989844	6474.984917	6474.982501
7.74	-10	6474.993254	6474.982115	6474.984024	6474.978915
7.74	0	6474.984658	6474.977166	6474.974305	6474.974195
7.74	10	6474.977829	6474.968733	6474.967839	6474.964652
7.74	20	6474.976138	6474.967107	6474.963266	6474.960042
7.74	30	6474.968669	6474.962596	6474.961785	6474.951135
7.74	40	6474.968285	6474.957796	6474.953216	6474.948215
7.74	50	6474.963314	6474.956895	6474.951586	6474.938960
6.6	20	6474.959975	6474.948134	6474.942962	6474.936184
8.9	20	6474.954967	6474.947040	6474.936430	6474.929876
MHz		-0.045033	-0.052960	-0.063570	-0.070124
PPM		-6.954903	-8.179151	-9.817761	-10.829961

This report shall not be reproduced except in full, without the written approval of Eurofins TA Technology (Shanghai) Co., Ltd.

Voltage (V)	Temperature (°C)	Test Results			
		6695 MHz			
		1min	2min	5min	10min
7.74	-30	6694.999302	6694.992814	6694.989791	6694.985763
7.74	-20	6695.000594	6694.997345	6694.995921	6694.988308
7.74	-10	6694.992339	6694.992539	6694.988028	6694.985833
7.74	0	6694.989780	6694.983704	6694.986373	6694.982211
7.74	10	6694.980533	6694.982325	6694.983759	6694.975428
7.74	20	6694.978394	6694.979652	6694.982633	6694.969073
7.74	30	6694.968678	6694.971196	6694.975536	6694.961469
7.74	40	6694.960906	6694.967488	6694.971776	6694.954272
7.74	50	6694.957259	6694.964371	6694.968707	6694.951248
6.6	20	6694.953163	6694.962176	6694.960437	6694.946214
8.9	20	6694.947148	6694.959464	6694.954326	6694.942667
MHz		-0.052852	-0.040536	-0.045674	-0.057333
PPM		-7.894249	-6.054668	-6.822106	-8.563555

Voltage (V)	Temperature (°C)	Test Results			
		6995 MHz			
		1min	2min	5min	10min
7.74	-30	6995.008514	6995.006385	6994.997014	6994.994938
7.74	-20	6995.000527	6994.997051	6994.993517	6994.984926
7.74	-10	6994.991533	6994.990850	6994.990233	6994.975168
7.74	0	6994.987489	6994.984862	6994.983370	6994.965421
7.74	10	6994.984493	6994.980360	6994.981274	6994.956886
7.74	20	6994.982030	6994.975612	6994.977409	6994.947358
7.74	30	6994.976558	6994.966360	6994.977323	6994.941948
7.74	40	6994.969901	6994.962238	6994.976544	6994.937591
7.74	50	6994.961223	6994.961082	6994.974571	6994.929799
6.6	20	6994.959385	6994.957908	6994.970185	6994.922625
8.9	20	6994.949699	6994.951133	6994.967808	6994.921387
MHz		-0.050301	-0.048867	-0.032192	-0.078613
PPM		-7.190994	-6.985990	-4.602144	-11.238456

This report shall not be reproduced except in full, without the written approval of Eurofins TA Technology (Shanghai) Co., Ltd.

Variant

Voltage (V)	Temperature (°C)	Test Results			
		6175 MHz			
		1min	2min	5min	10min
7.74	-30	6174.998178	6174.996308	6174.990096	6174.985630
7.74	-20	6174.993190	6174.984818	6174.982831	6174.981653
7.74	-10	6174.987628	6174.983767	6174.978990	6174.977822
7.74	0	6174.987183	6174.983446	6174.969569	6174.974212
7.74	10	6174.978697	6174.978559	6174.968931	6174.970123
7.74	20	6174.974538	6174.969204	6174.965963	6174.961419
7.74	30	6174.966707	6174.967932	6174.962862	6174.955613
7.74	40	6174.964082	6174.959540	6174.958341	6174.946867
7.74	50	6174.961881	6174.952074	6174.952633	6174.937603
6.6	20	6174.955630	6174.942197	6174.947798	6174.934422
8.9	20	6174.953430	6174.941876	6174.937993	6174.932134
MHz		-0.046570	-0.058124	-0.062007	-0.067866
PPM		-7.541700	-9.412794	-10.041619	-10.990445

This report shall not be reproduced except in full, without the written approval of Eurofins TA Technology (Shanghai) Co., Ltd.

6.5. In-Band Emission (Mask)

Original

U-NII-5

Power spectral mask ax20 5955MHz

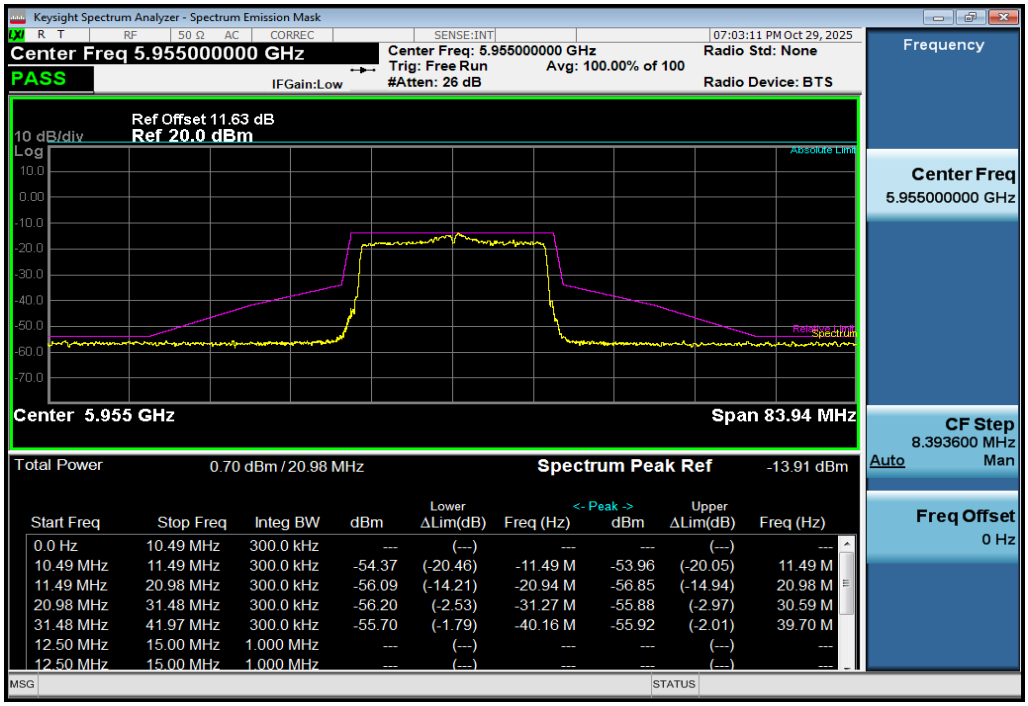

Power spectral mask ax20 6175MHz

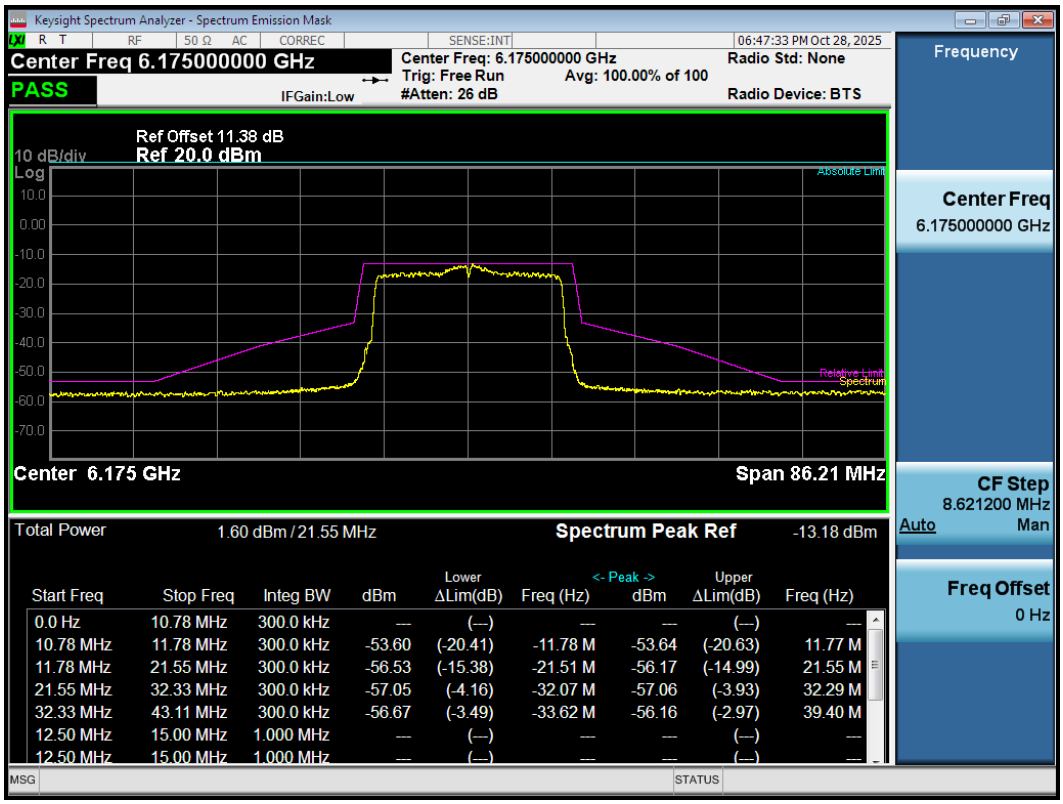

This report shall not be reproduced except in full, without the written approval of Eurofins TA Technology (Shanghai) Co., Ltd.

Power spectral mask ax20 6415MHz

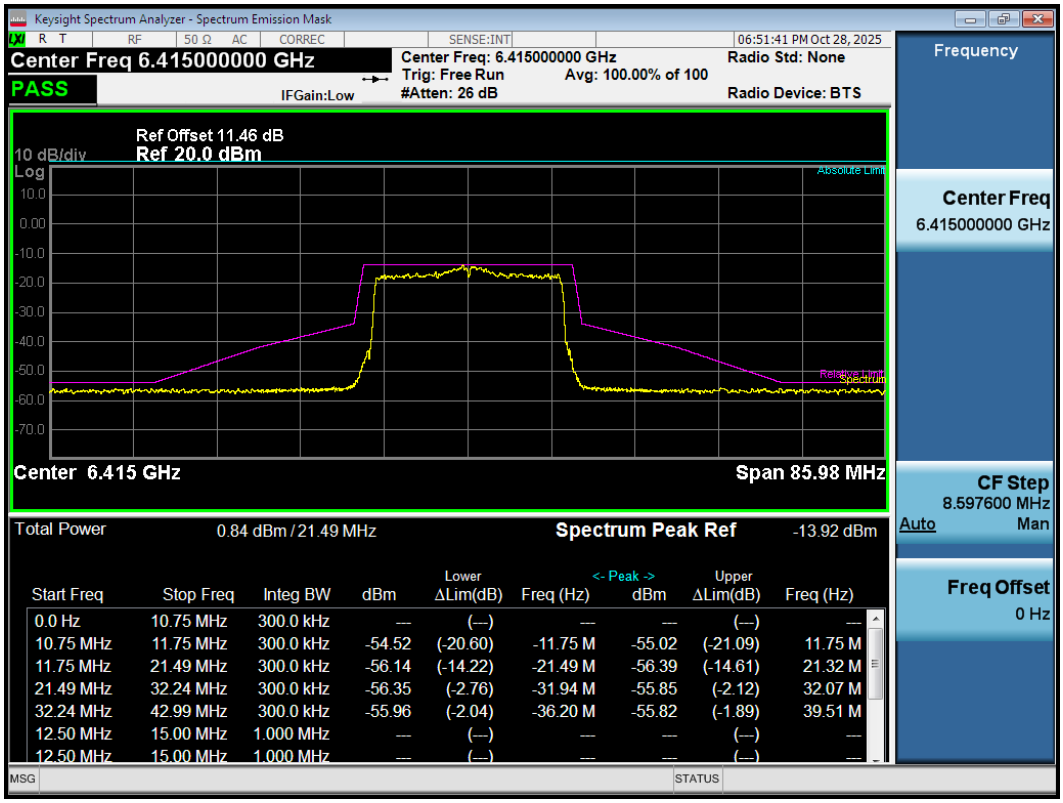

Power spectral mask ax40 5965MHz

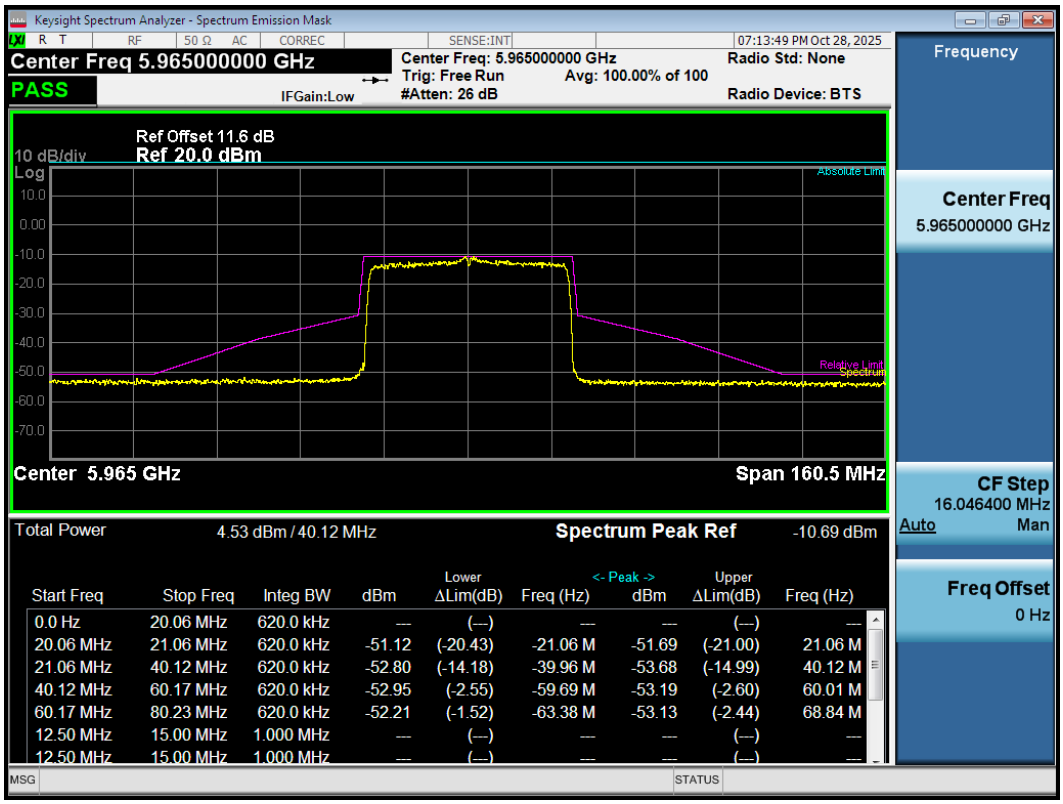

This report shall not be reproduced except in full, without the written approval of Eurofins TA Technology (Shanghai) Co., Ltd.

Power spectral mask ax40 6165MHz

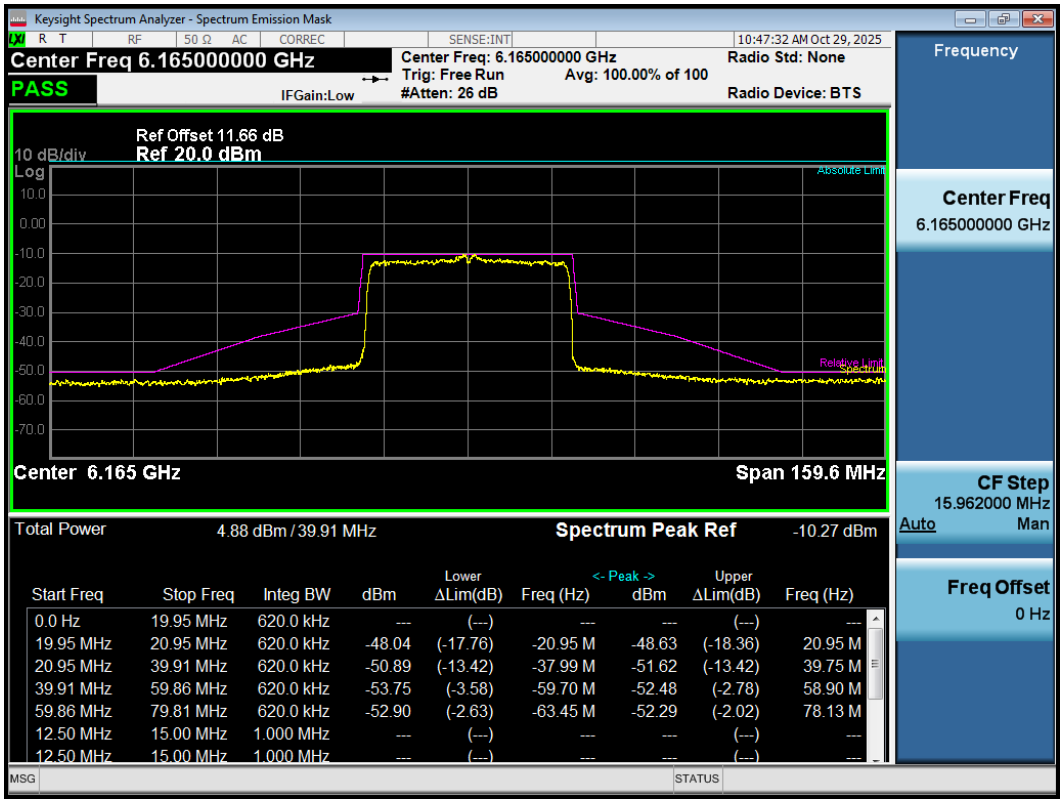

Power spectral mask ax40 6405MHz

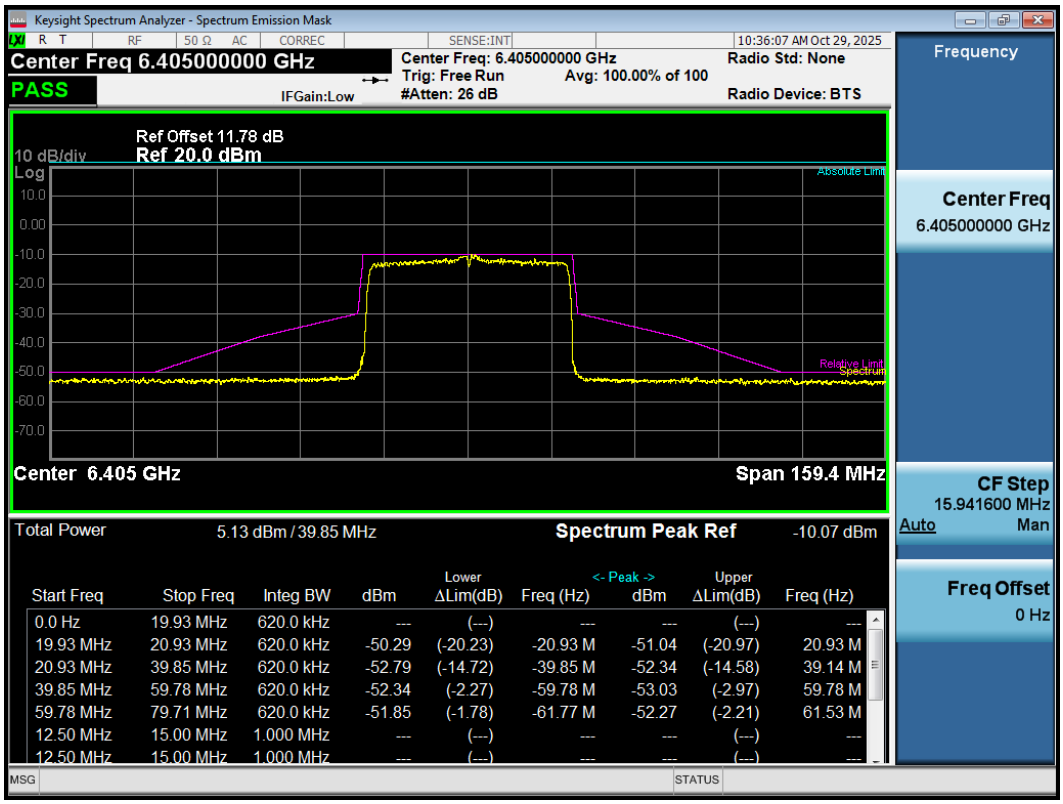

This report shall not be reproduced except in full, without the written approval of Eurofins TA Technology (Shanghai) Co., Ltd.

Power spectral mask ax80 5985MHz

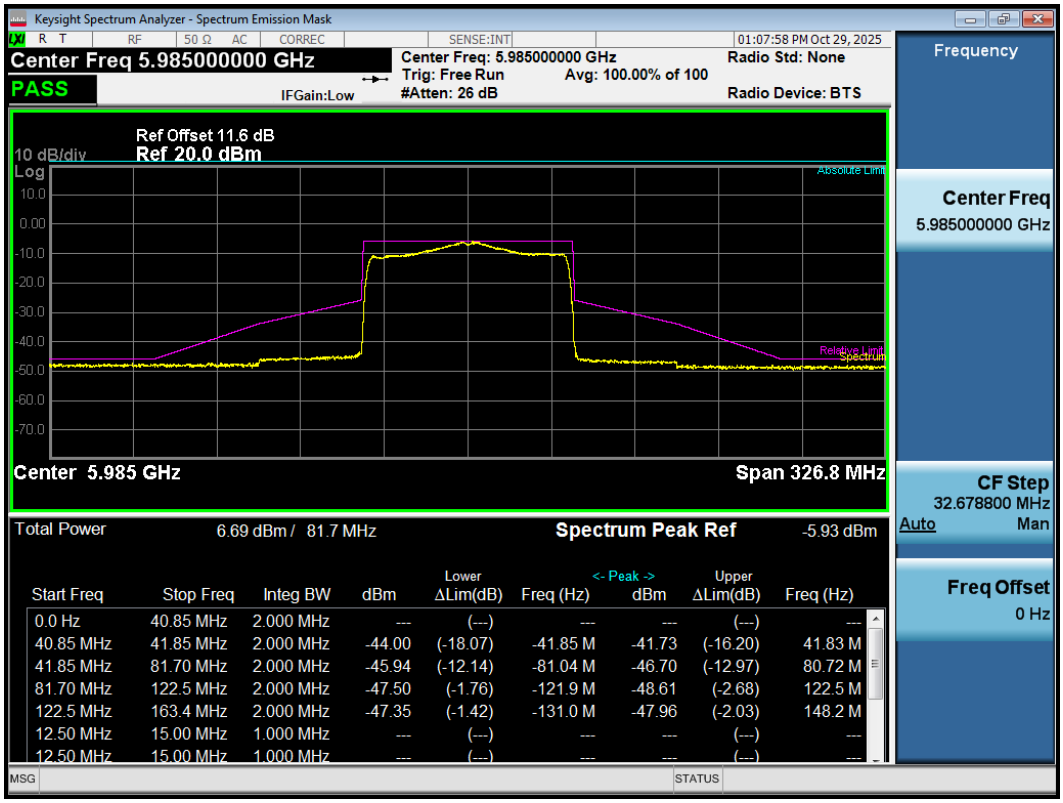

Power spectral mask ax80 6145MHz

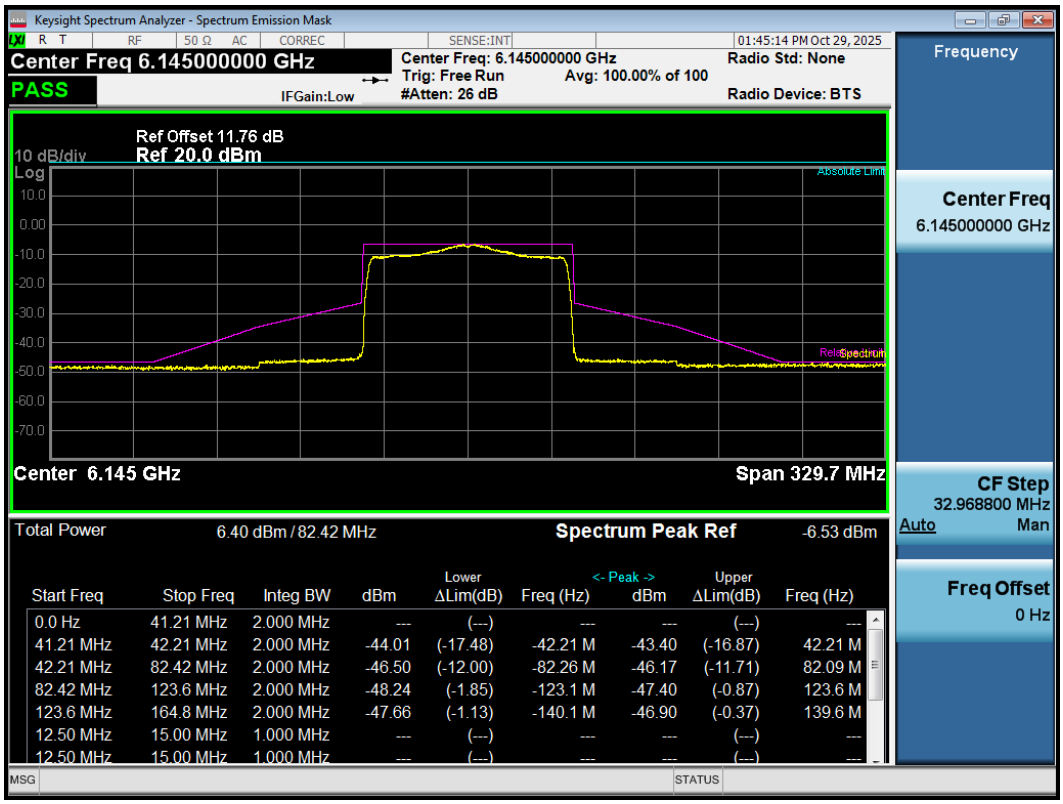

This report shall not be reproduced except in full, without the written approval of Eurofins TA Technology (Shanghai) Co., Ltd.

Power spectral mask ax80 6385MHz

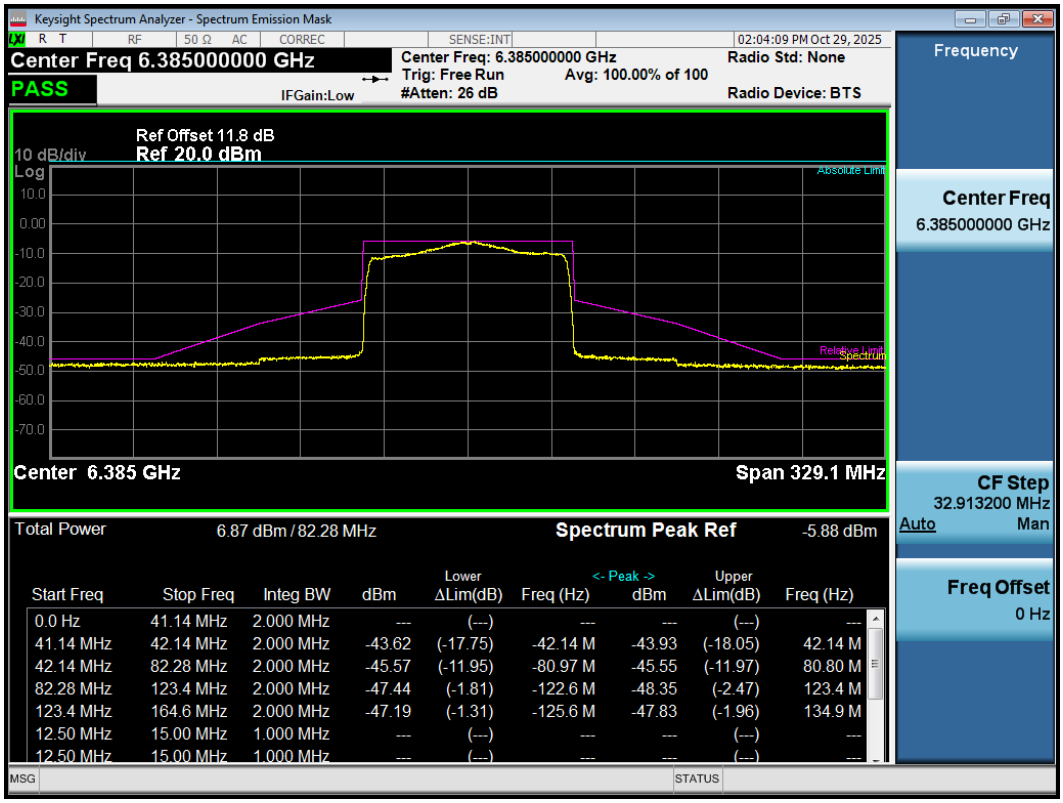

This report shall not be reproduced except in full, without the written approval of Eurofins TA Technology (Shanghai) Co., Ltd.

U-NII-6

Power spectral mask ax20 6435MHz

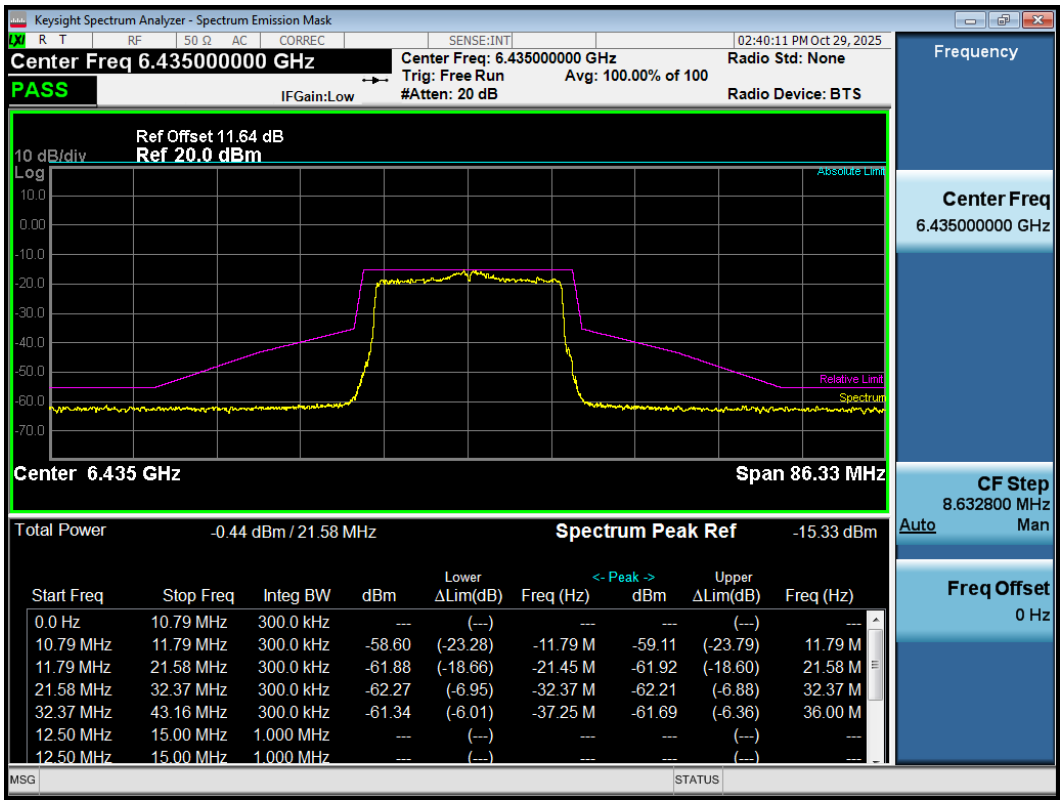

Start Freq	Stop Freq	Integ BW	dBm	Lower ΔLim(dB)	Freq (Hz)	<- Peak -> dBm	Upper ΔLim(dB)	Freq (Hz)
0.0 Hz	10.79 MHz	300.0 kHz	---	(---)	---	---	(---)	---
10.79 MHz	11.79 MHz	300.0 kHz	-58.60	(-23.28)	-11.79 M	-59.11	(-23.79)	11.79 M
11.79 MHz	21.58 MHz	300.0 kHz	-61.88	(-18.66)	-21.45 M	-61.92	(-18.60)	21.58 M
21.58 MHz	32.37 MHz	300.0 kHz	-62.27	(-6.95)	-32.37 M	-62.21	(-6.88)	32.37 M
32.37 MHz	43.16 MHz	300.0 kHz	-61.34	(-6.01)	-37.25 M	-61.69	(-6.36)	36.00 M
12.50 MHz	15.00 MHz	1.000 MHz	---	(---)	---	---	(---)	---
12.50 MHz	15.00 MHz	1.000 MHz	---	(---)	---	---	(---)	---

Power spectral mask ax20 6475MHz

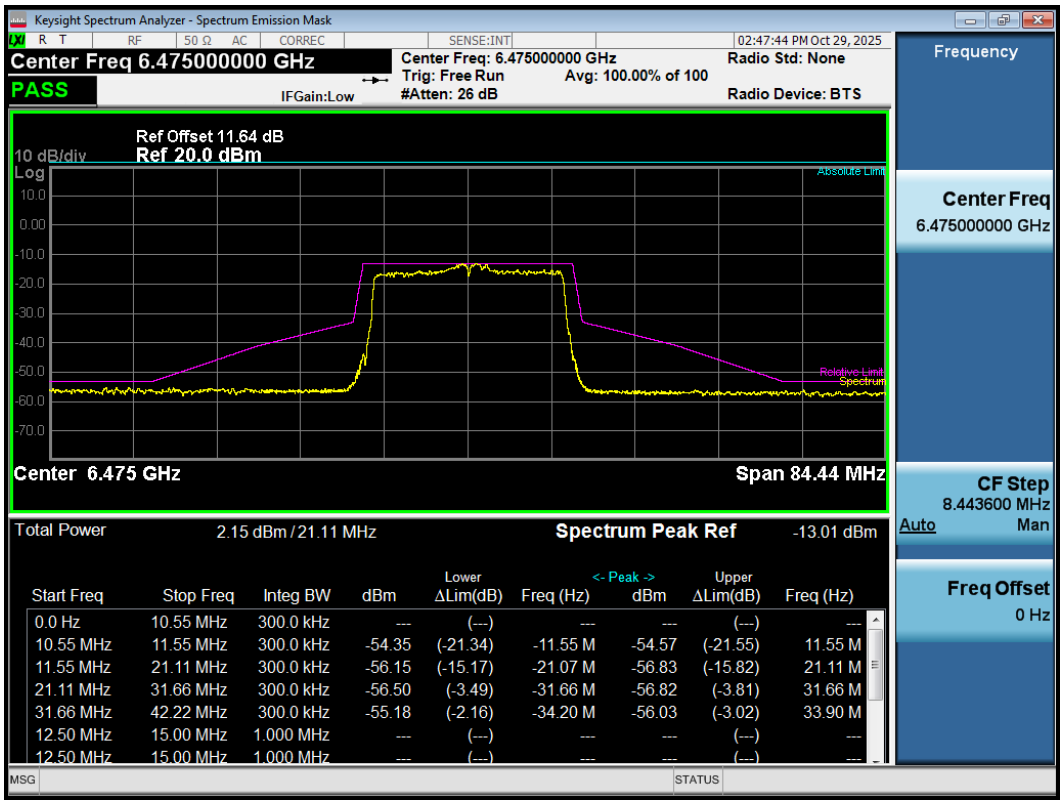

Start Freq	Stop Freq	Integ BW	dBm	Lower ΔLim(dB)	Freq (Hz)	<- Peak -> dBm	Upper ΔLim(dB)	Freq (Hz)
0.0 Hz	10.55 MHz	300.0 kHz	---	(---)	---	---	(---)	---
10.55 MHz	11.55 MHz	300.0 kHz	-54.35	(-21.34)	-11.55 M	-54.57	(-21.55)	11.55 M
11.55 MHz	21.11 MHz	300.0 kHz	-56.15	(-15.17)	-21.07 M	-56.83	(-15.82)	21.11 M
21.11 MHz	31.66 MHz	300.0 kHz	-56.50	(-3.49)	-31.66 M	-56.82	(-3.81)	31.66 M
31.66 MHz	42.22 MHz	300.0 kHz	-55.18	(-2.16)	-34.20 M	-56.03	(-3.02)	33.90 M
12.50 MHz	15.00 MHz	1.000 MHz	---	(---)	---	---	(---)	---
12.50 MHz	15.00 MHz	1.000 MHz	---	(---)	---	---	(---)	---

This report shall not be reproduced except in full, without the written approval of Eurofins TA Technology (Shanghai) Co., Ltd.