U-NII-6

Power spectral mask ax20 6435MHz

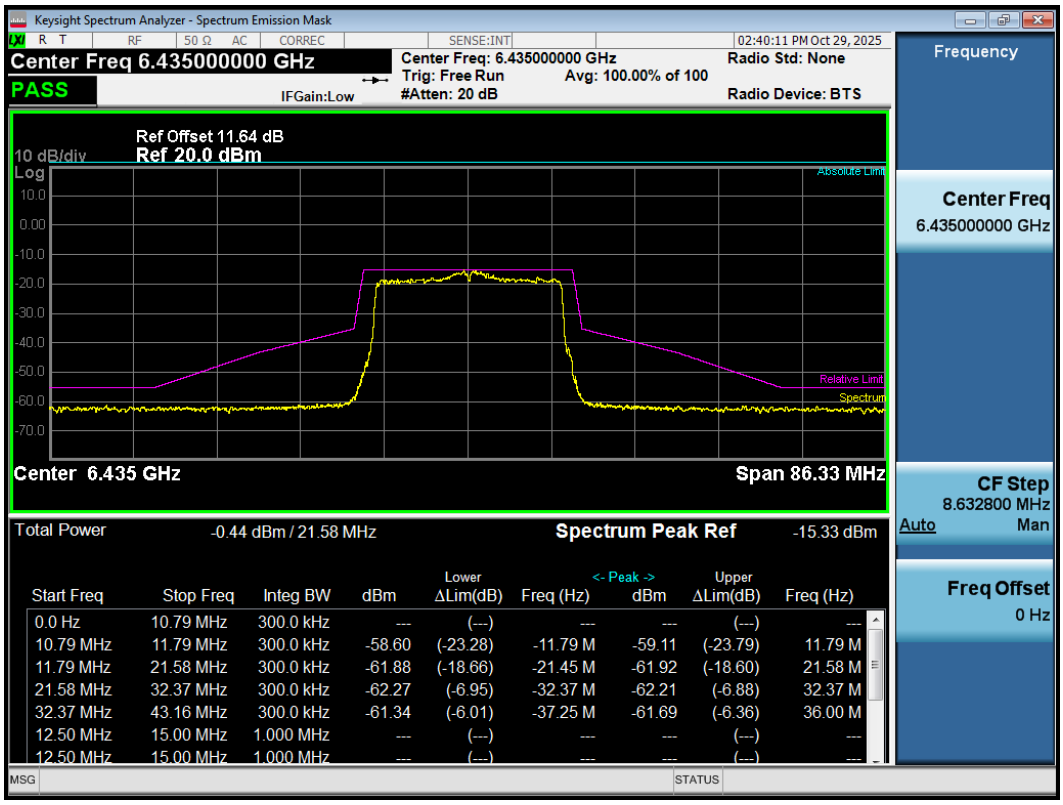

Start Freq	Stop Freq	Integ BW	dBm	Lower ΔLim(dB)	Freq (Hz)	<- Peak -> dBm	Upper ΔLim(dB)	Freq (Hz)
0.0 Hz	10.79 MHz	300.0 kHz	---	(---)	---	---	(---)	---
10.79 MHz	11.79 MHz	300.0 kHz	-58.60	(-23.28)	-11.79 M	-59.11	(-23.79)	11.79 M
11.79 MHz	21.58 MHz	300.0 kHz	-61.88	(-18.66)	-21.45 M	-61.92	(-18.60)	21.58 M
21.58 MHz	32.37 MHz	300.0 kHz	-62.27	(-6.95)	-32.37 M	-62.21	(-6.88)	32.37 M
32.37 MHz	43.16 MHz	300.0 kHz	-61.34	(-6.01)	-37.25 M	-61.69	(-6.36)	36.00 M
12.50 MHz	15.00 MHz	1.000 MHz	---	(---)	---	---	(---)	---
12.50 MHz	15.00 MHz	1.000 MHz	---	(---)	---	---	(---)	---

Power spectral mask ax20 6475MHz

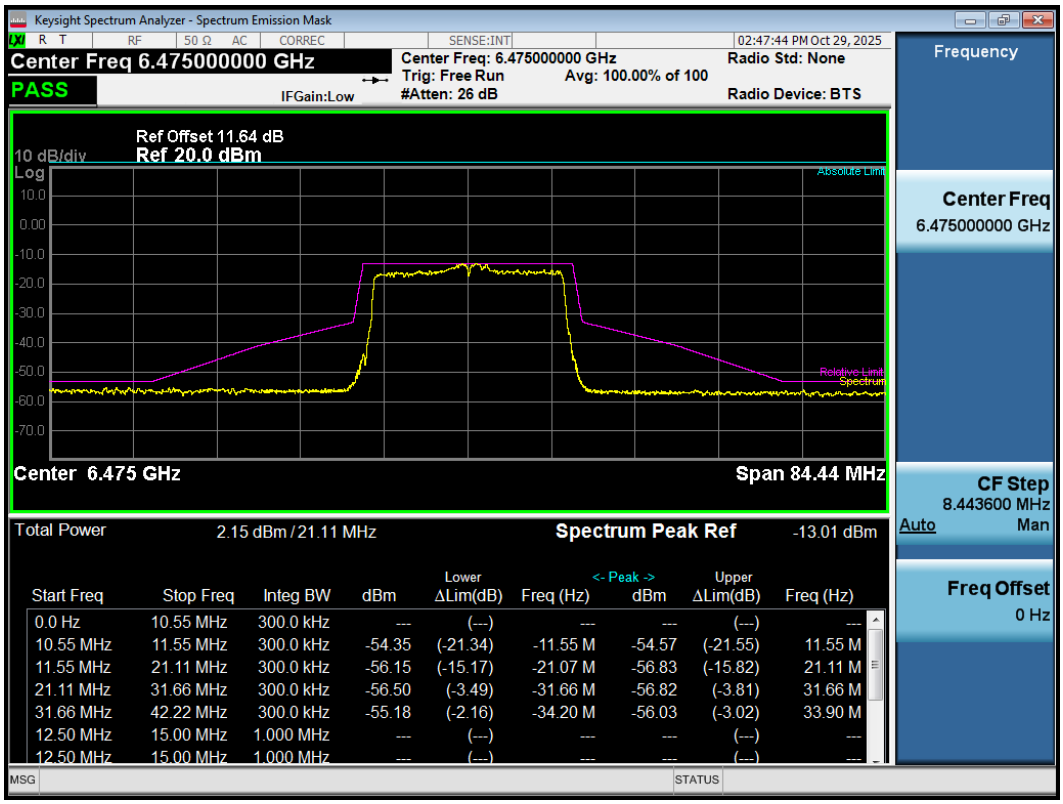

Start Freq	Stop Freq	Integ BW	dBm	Lower ΔLim(dB)	Freq (Hz)	<- Peak -> dBm	Upper ΔLim(dB)	Freq (Hz)
0.0 Hz	10.55 MHz	300.0 kHz	---	(---)	---	---	(---)	---
10.55 MHz	11.55 MHz	300.0 kHz	-54.35	(-21.34)	-11.55 M	-54.57	(-21.55)	11.55 M
11.55 MHz	21.11 MHz	300.0 kHz	-56.15	(-15.17)	-21.07 M	-56.83	(-15.82)	21.11 M
21.11 MHz	31.66 MHz	300.0 kHz	-56.50	(-3.49)	-31.66 M	-56.82	(-3.81)	31.66 M
31.66 MHz	42.22 MHz	300.0 kHz	-55.18	(-2.16)	-34.20 M	-56.03	(-3.02)	33.90 M
12.50 MHz	15.00 MHz	1.000 MHz	---	(---)	---	---	(---)	---
12.50 MHz	15.00 MHz	1.000 MHz	---	(---)	---	---	(---)	---

This report shall not be reproduced except in full, without the written approval of Eurofins TA Technology (Shanghai) Co., Ltd.

Power spectral mask ax20 6515MHz

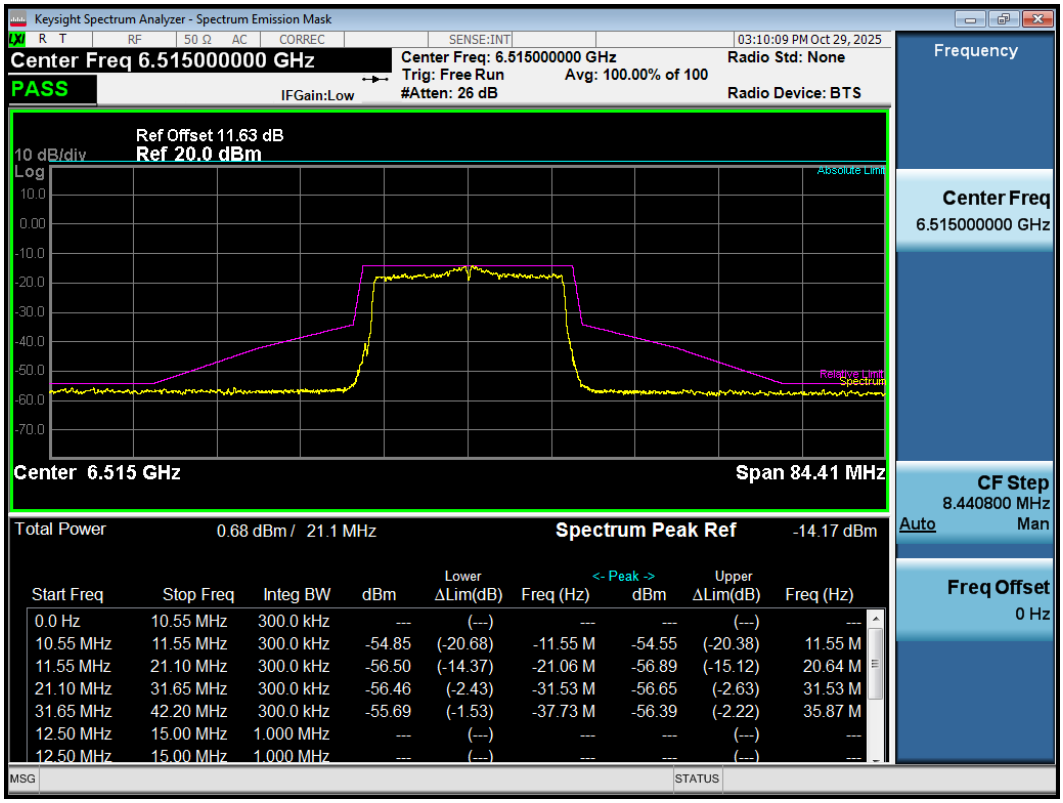

Power spectral mask ax40 6445MHz

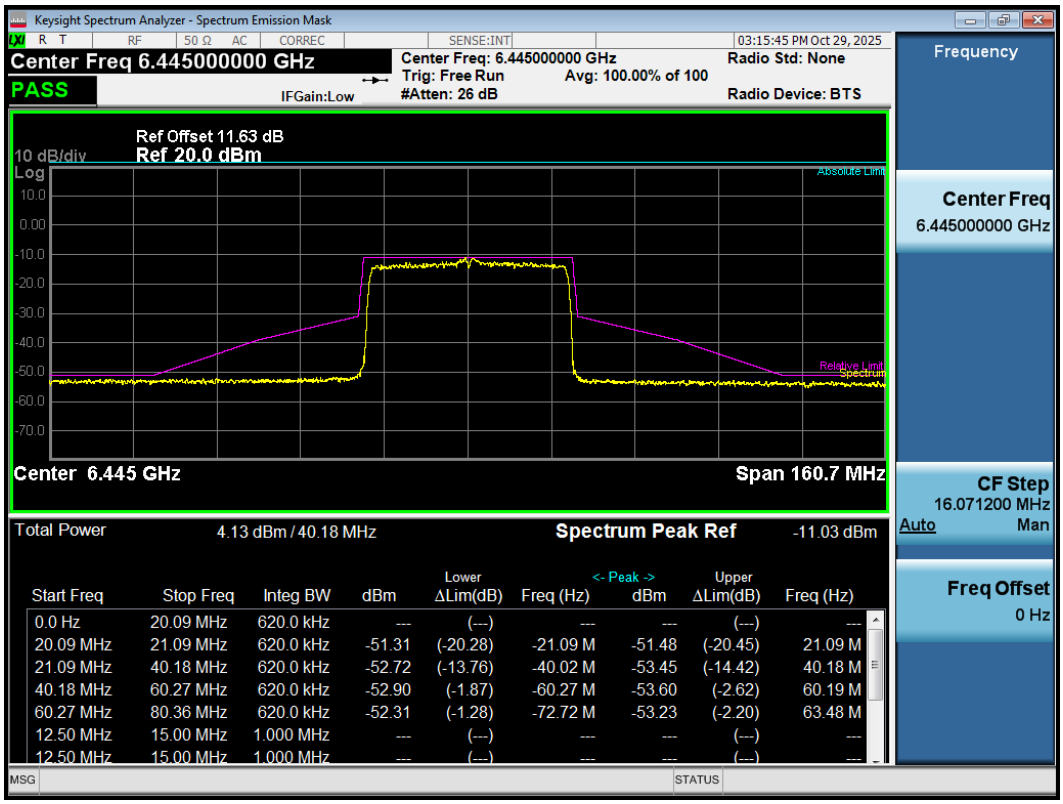

This report shall not be reproduced except in full, without the written approval of Eurofins TA Technology (Shanghai) Co., Ltd.

Power spectral mask ax40 6485MHz

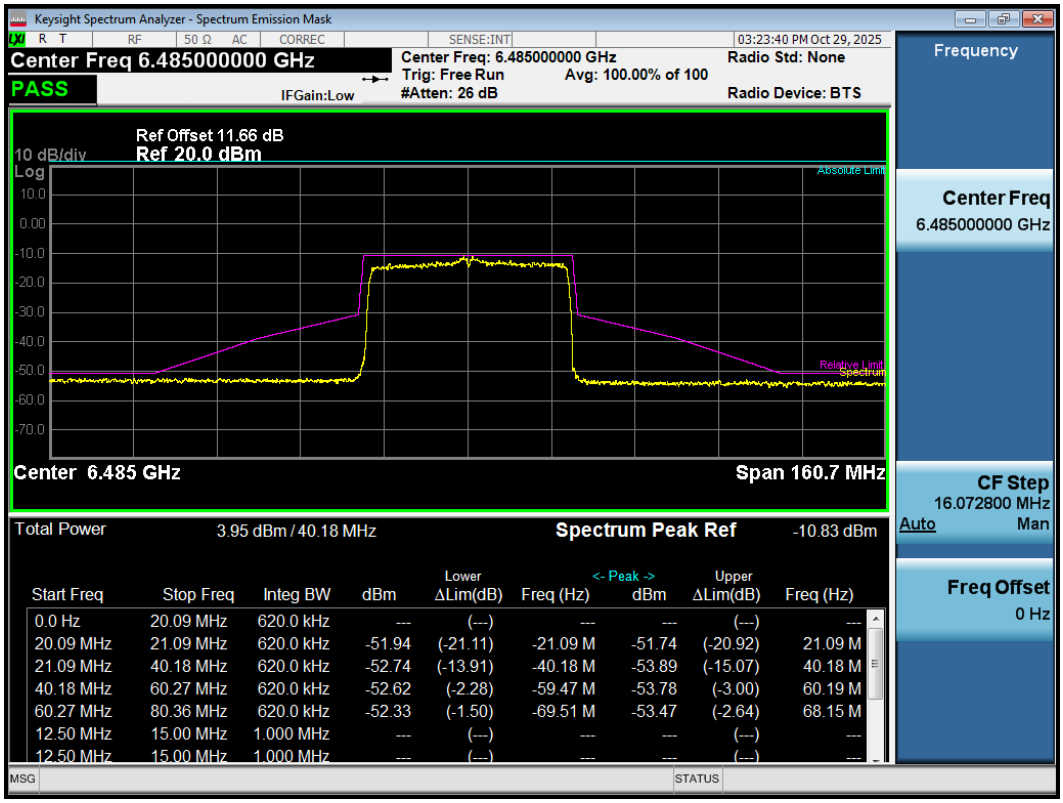

Power spectral mask ax40 6525MHz

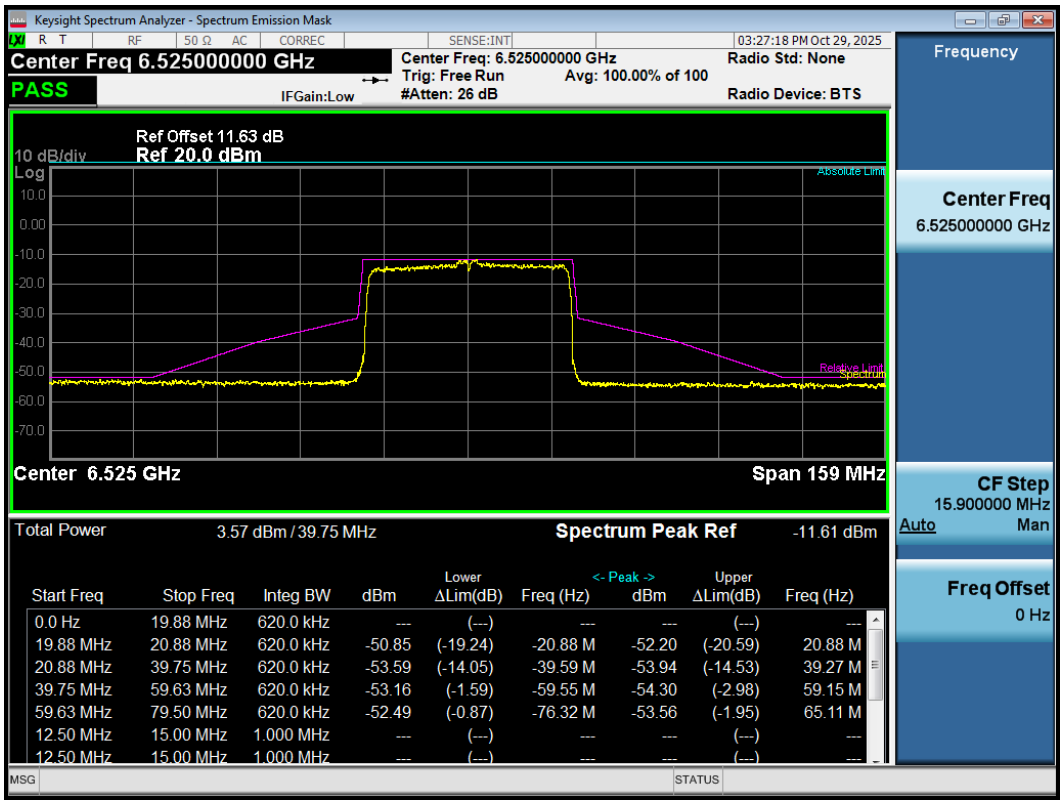

This report shall not be reproduced except in full, without the written approval of Eurofins TA Technology (Shanghai) Co., Ltd.

Power spectral mask ax80 6465MHz

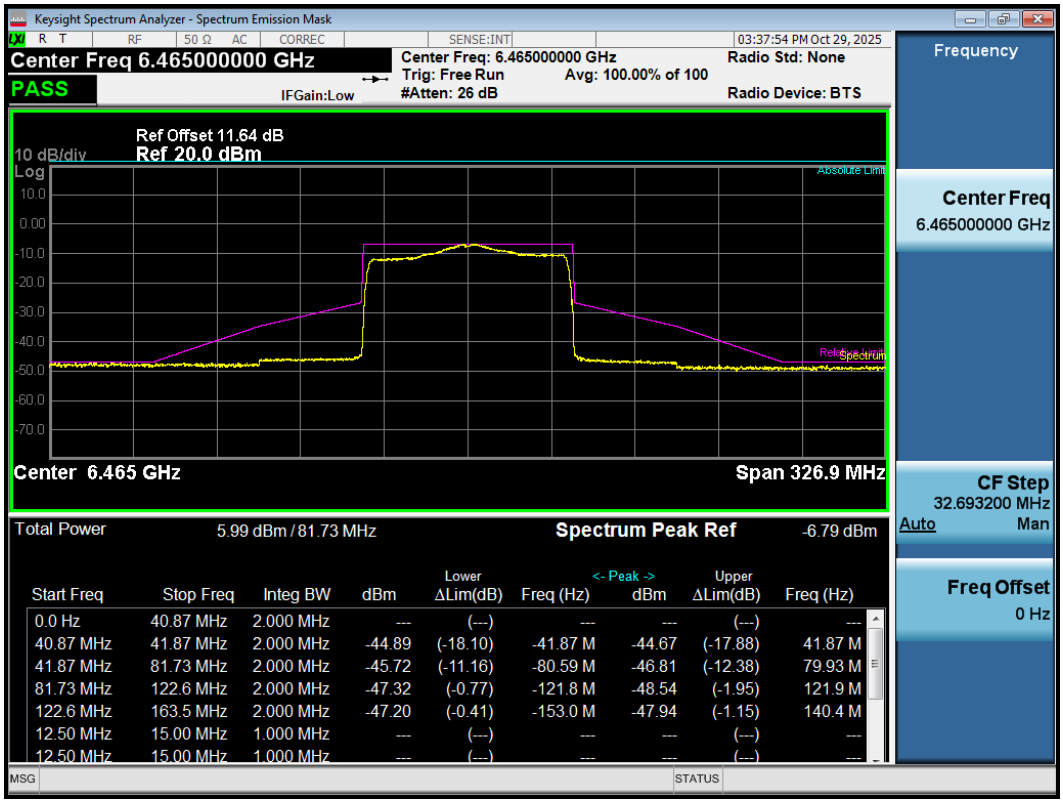

Power spectral mask ax80 6545MHz

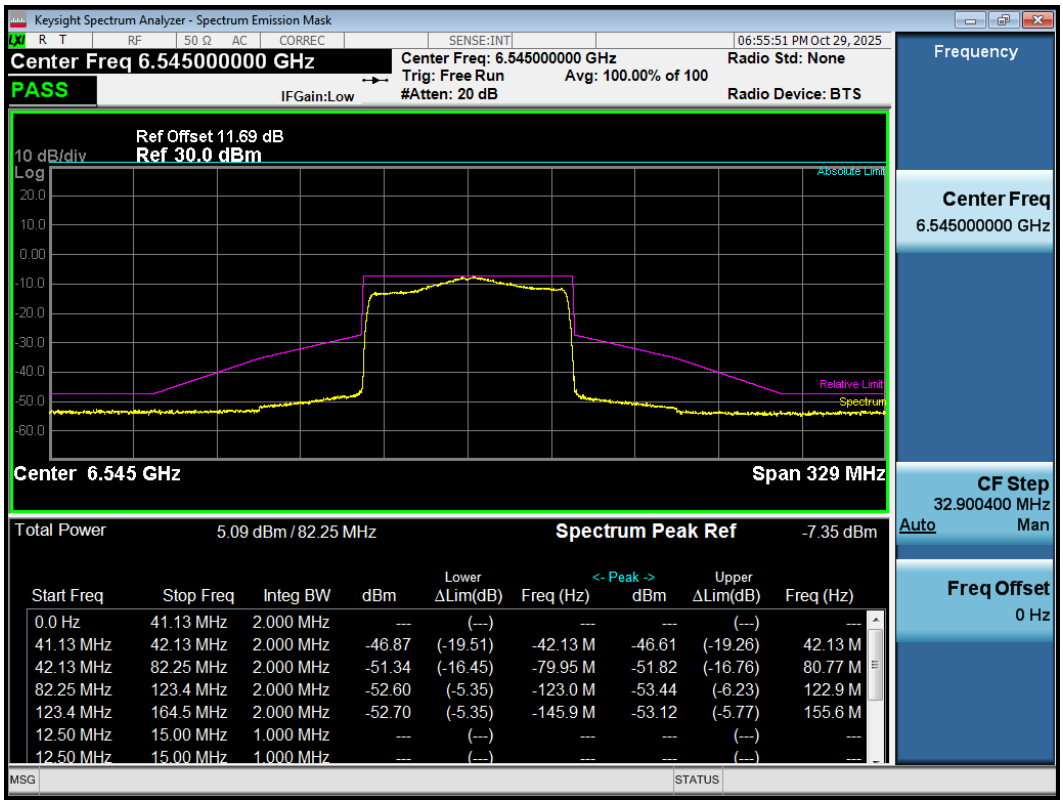

This report shall not be reproduced except in full, without the written approval of Eurofins TA Technology (Shanghai) Co., Ltd.

U-NII-7

Power spectral mask ax20 6535MHz

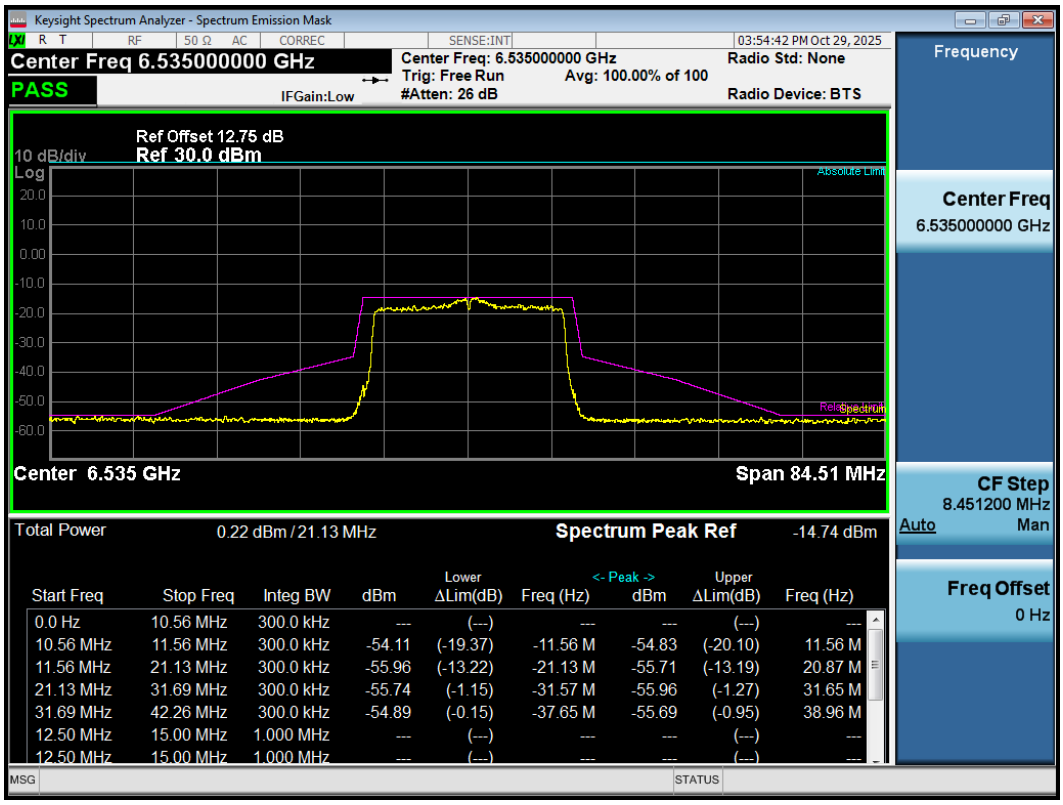

Start Freq	Stop Freq	Integ BW	dBm	Lower ΔLim(dB)	Freq (Hz)	<- Peak -> dBm	Upper ΔLim(dB)	Freq (Hz)
0.0 Hz	10.56 MHz	300.0 kHz	---	(---)	---	---	(---)	---
10.56 MHz	11.56 MHz	300.0 kHz	-54.11	(-19.37)	-11.56 M	-54.83	(-20.10)	11.56 M
11.56 MHz	21.13 MHz	300.0 kHz	-55.96	(-13.22)	-21.13 M	-55.71	(-13.19)	20.87 M
21.13 MHz	31.69 MHz	300.0 kHz	-55.74	(-1.15)	-31.57 M	-55.96	(-1.27)	31.65 M
31.69 MHz	42.26 MHz	300.0 kHz	-54.89	(-0.15)	-37.65 M	-55.69	(-0.95)	38.96 M
12.50 MHz	15.00 MHz	1.000 MHz	---	(---)	---	---	(---)	---
12.50 MHz	15.00 MHz	1.000 MHz	---	(---)	---	---	(---)	---

Power spectral mask ax20 6695MHz

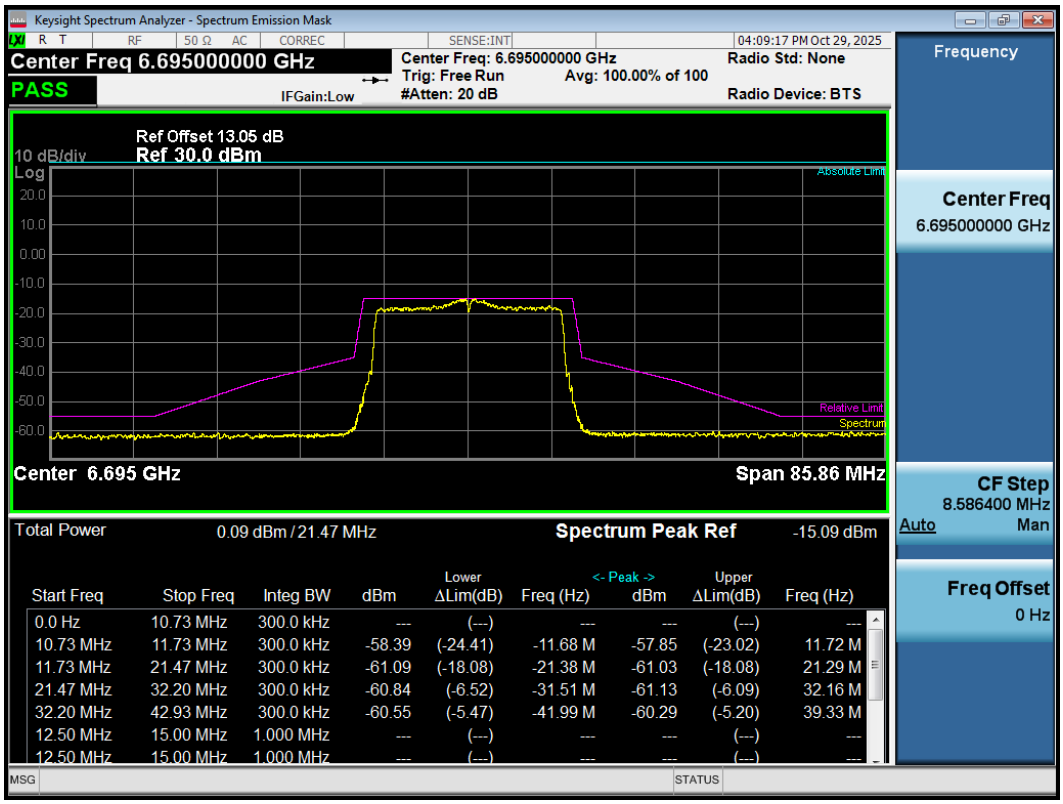

Start Freq	Stop Freq	Integ BW	dBm	Lower ΔLim(dB)	Freq (Hz)	<- Peak -> dBm	Upper ΔLim(dB)	Freq (Hz)
0.0 Hz	10.73 MHz	300.0 kHz	---	(---)	---	---	(---)	---
10.73 MHz	11.73 MHz	300.0 kHz	-58.39	(-24.41)	-11.68 M	-57.85	(-23.02)	11.72 M
11.73 MHz	21.47 MHz	300.0 kHz	-61.09	(-18.08)	-21.38 M	-61.03	(-18.08)	21.29 M
21.47 MHz	32.20 MHz	300.0 kHz	-60.84	(-6.52)	-31.51 M	-61.13	(-6.09)	32.16 M
32.20 MHz	42.93 MHz	300.0 kHz	-60.55	(-5.47)	-41.99 M	-60.29	(-5.20)	39.33 M
12.50 MHz	15.00 MHz	1.000 MHz	---	(---)	---	---	(---)	---
12.50 MHz	15.00 MHz	1.000 MHz	---	(---)	---	---	(---)	---

This report shall not be reproduced except in full, without the written approval of Eurofins TA Technology (Shanghai) Co., Ltd.

Power spectral mask ax20 6855MHz

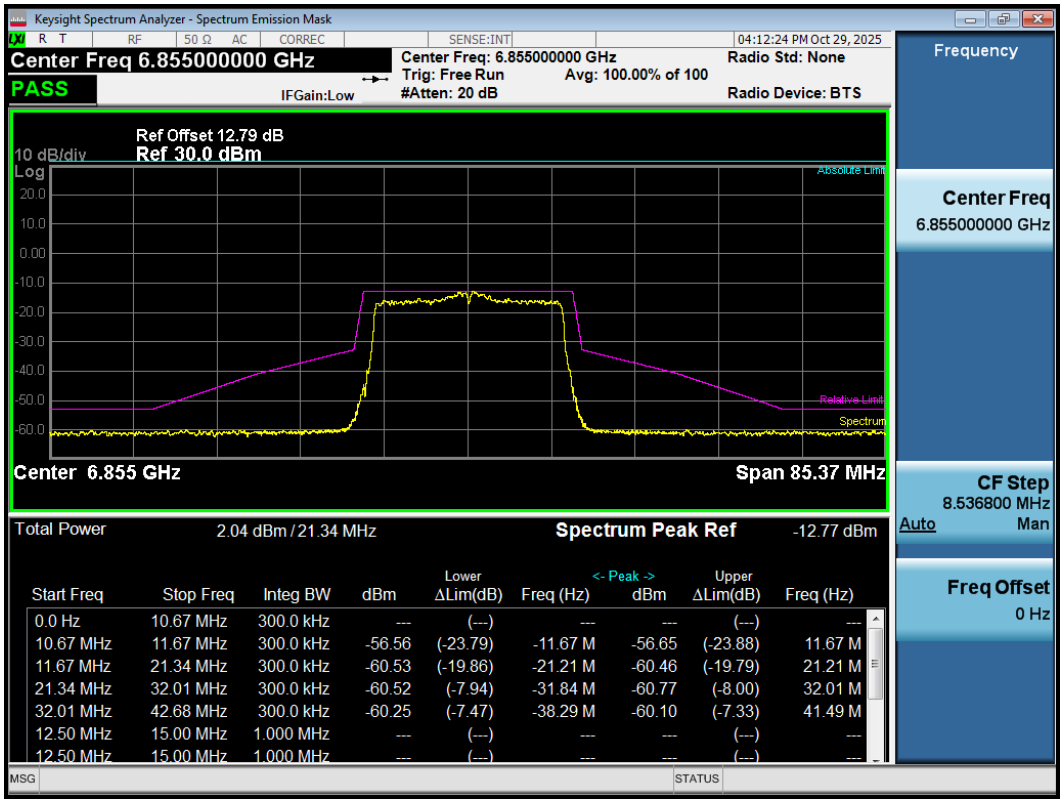

Power spectral mask ax20 6875MHz

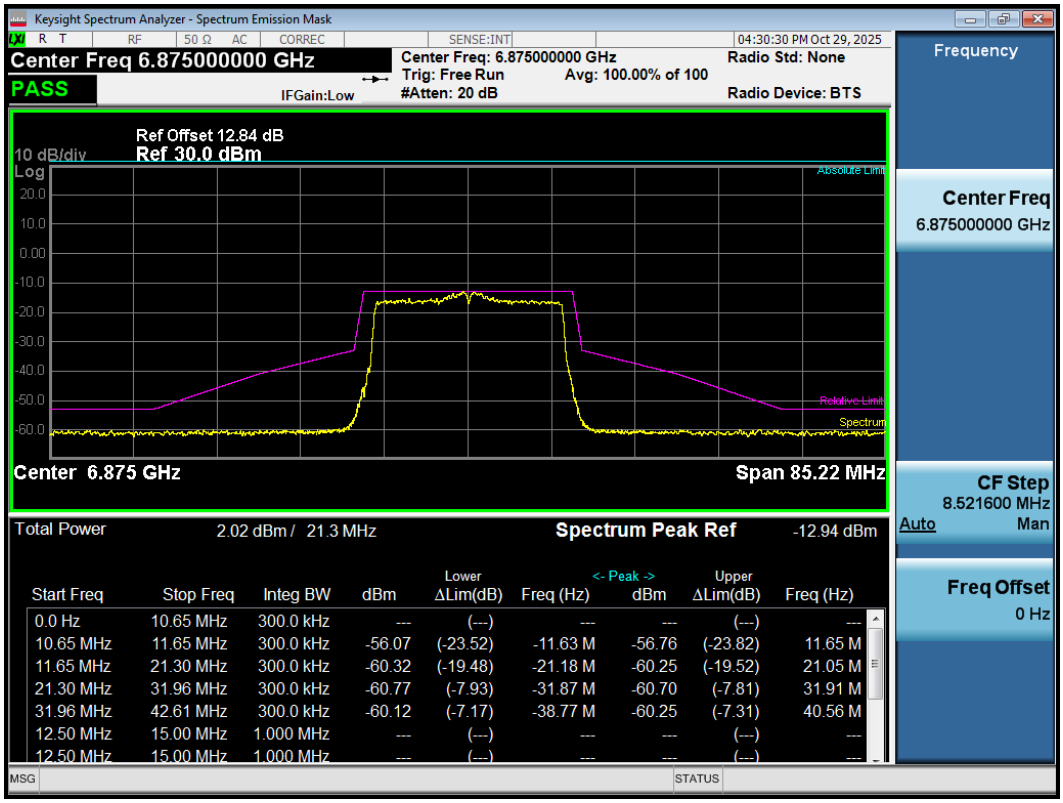

This report shall not be reproduced except in full, without the written approval of Eurofins TA Technology (Shanghai) Co., Ltd.

Power spectral mask ax40 6525MHz

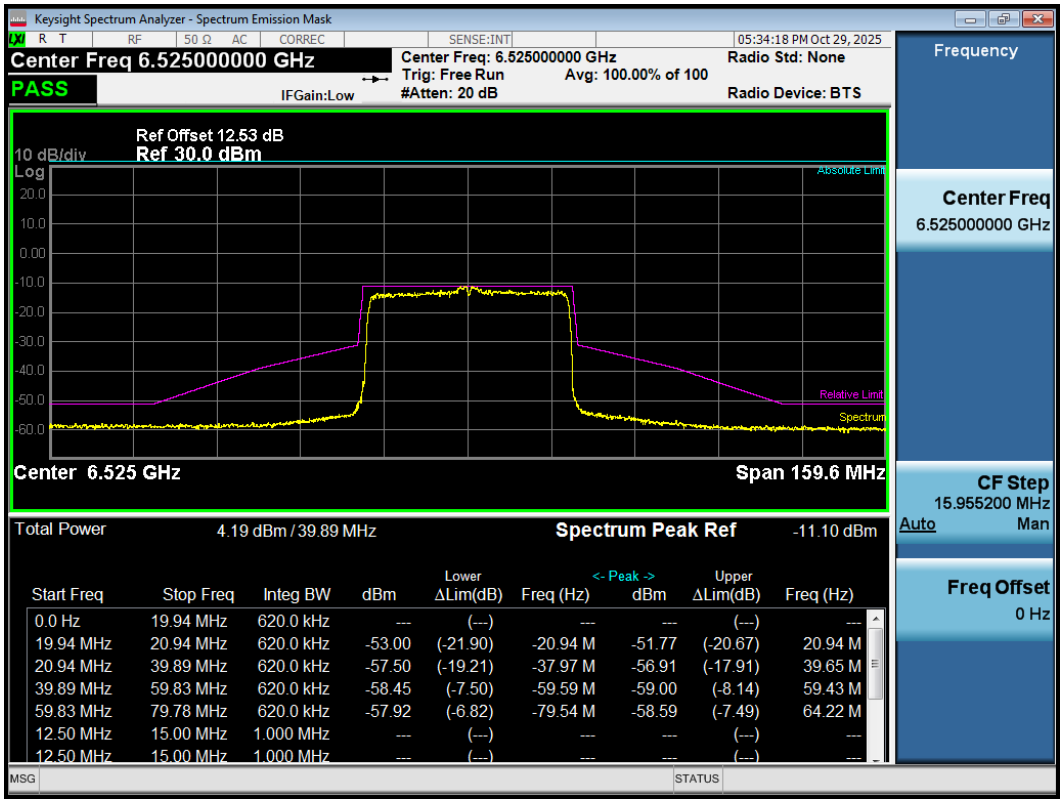

Power spectral mask ax40 6565MHz

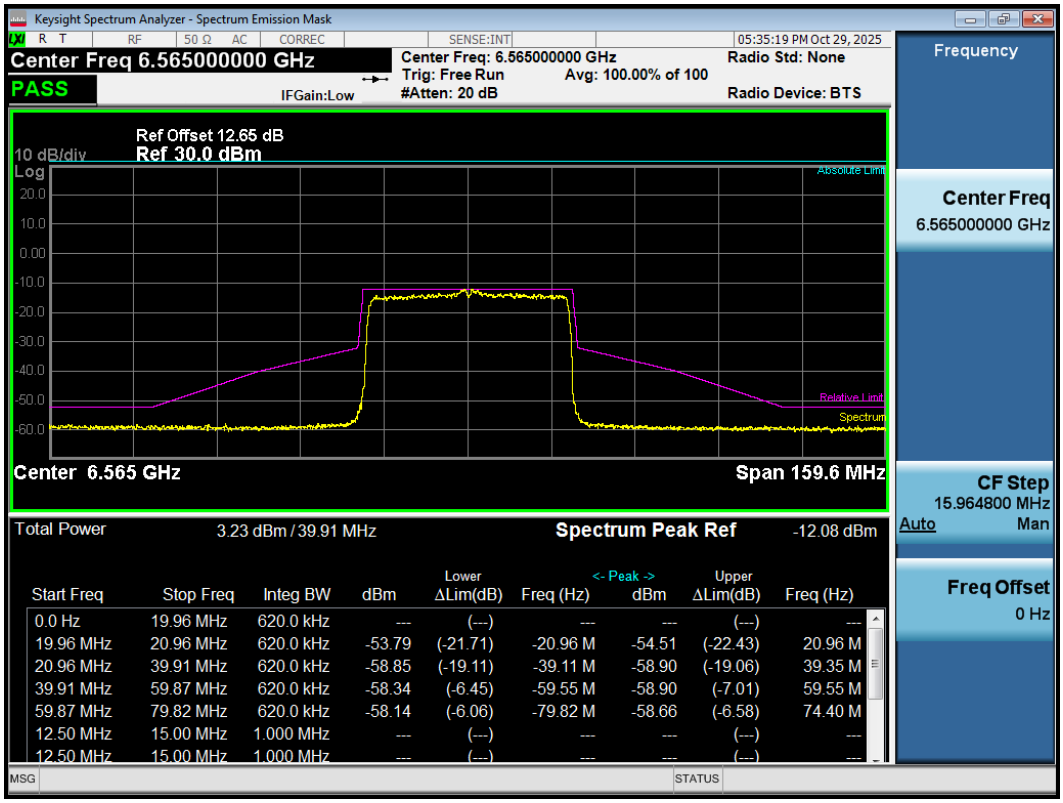

This report shall not be reproduced except in full, without the written approval of Eurofins TA Technology (Shanghai) Co., Ltd.

Power spectral mask ax40 6685MHz

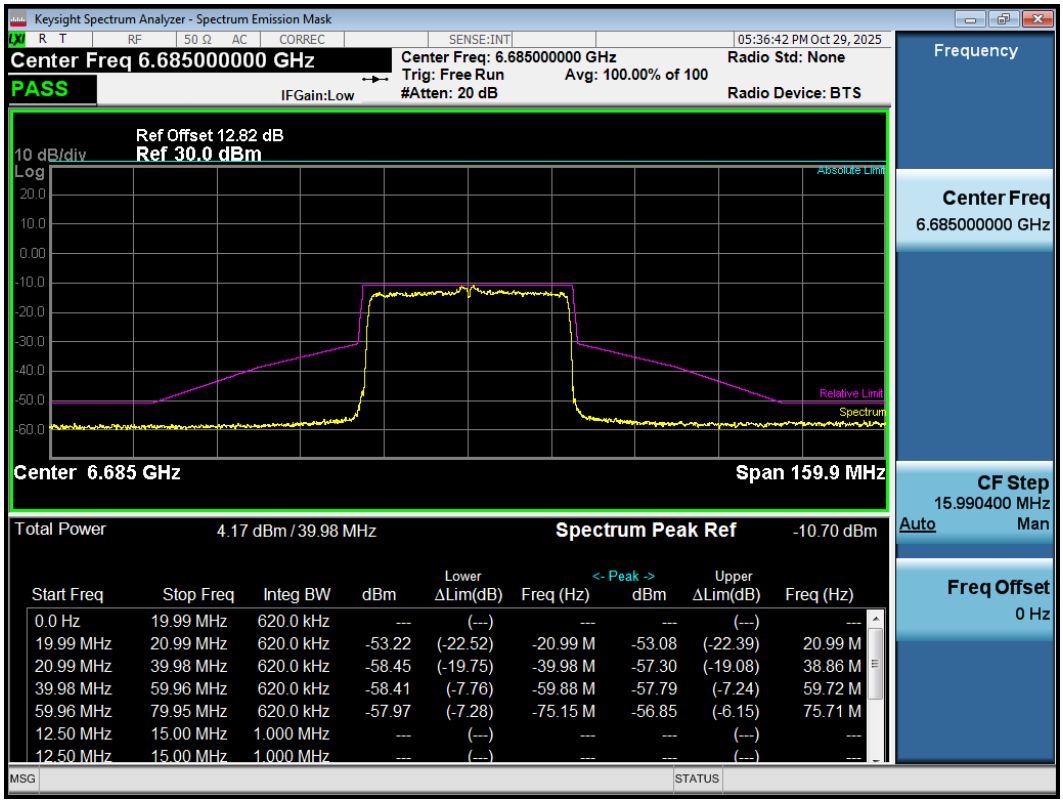

Power spectral mask ax40 6845MHz

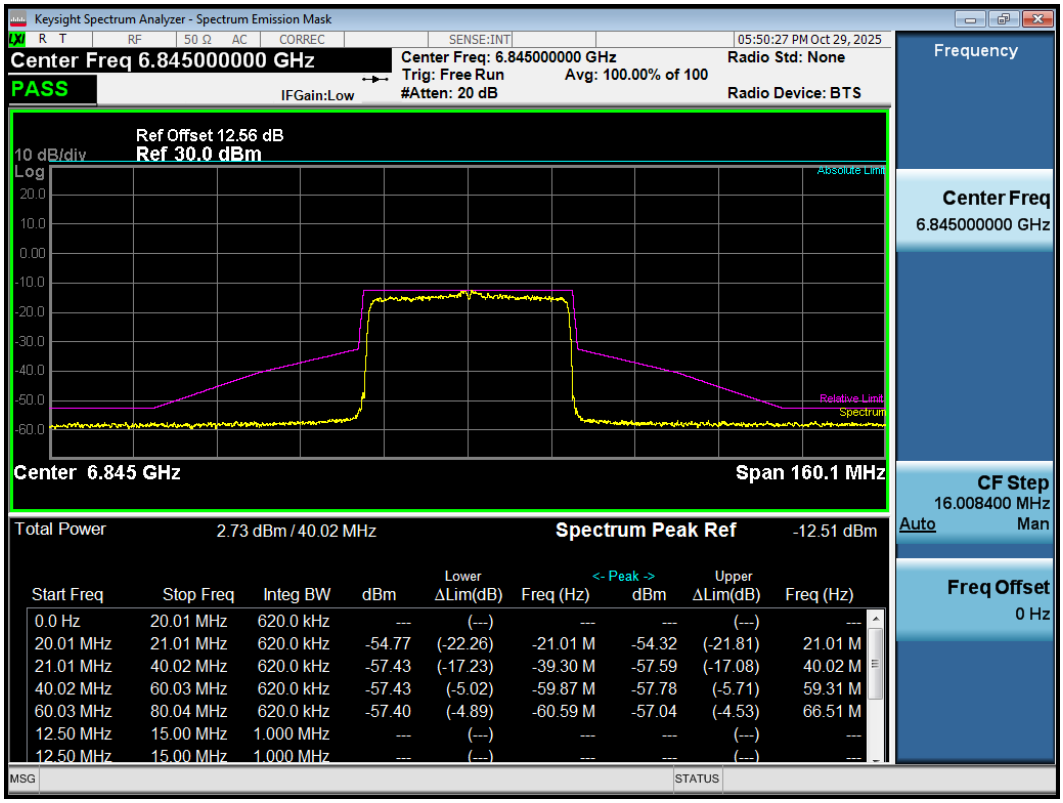

This report shall not be reproduced except in full, without the written approval of Eurofins TA Technology (Shanghai) Co., Ltd.

Power spectral mask ax40 6885MHz

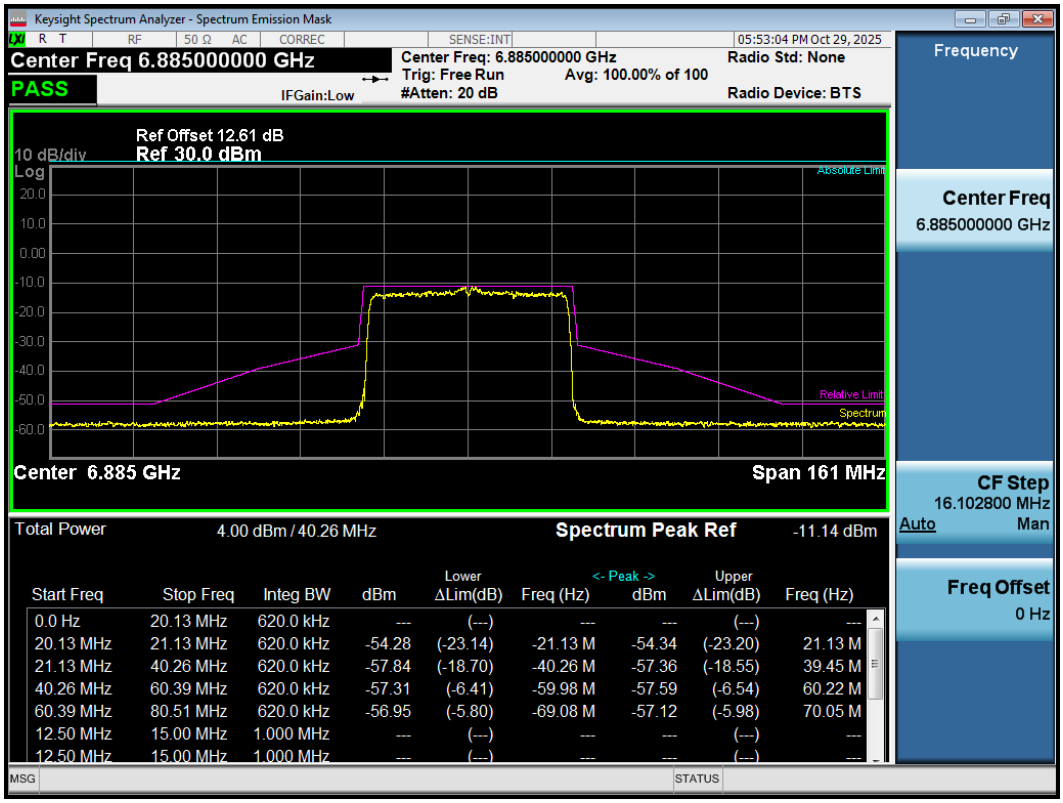

Power spectral mask ax80 6545MHz

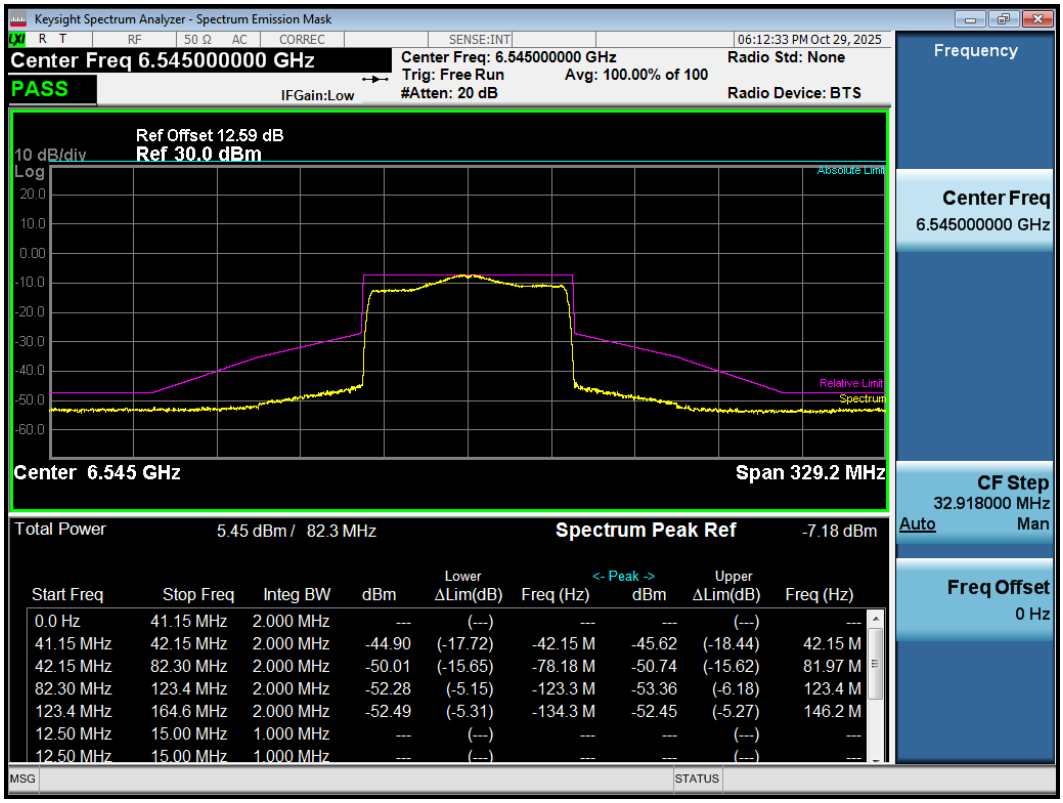

This report shall not be reproduced except in full, without the written approval of Eurofins TA Technology (Shanghai) Co., Ltd.

Power spectral mask ax80 6625MHz

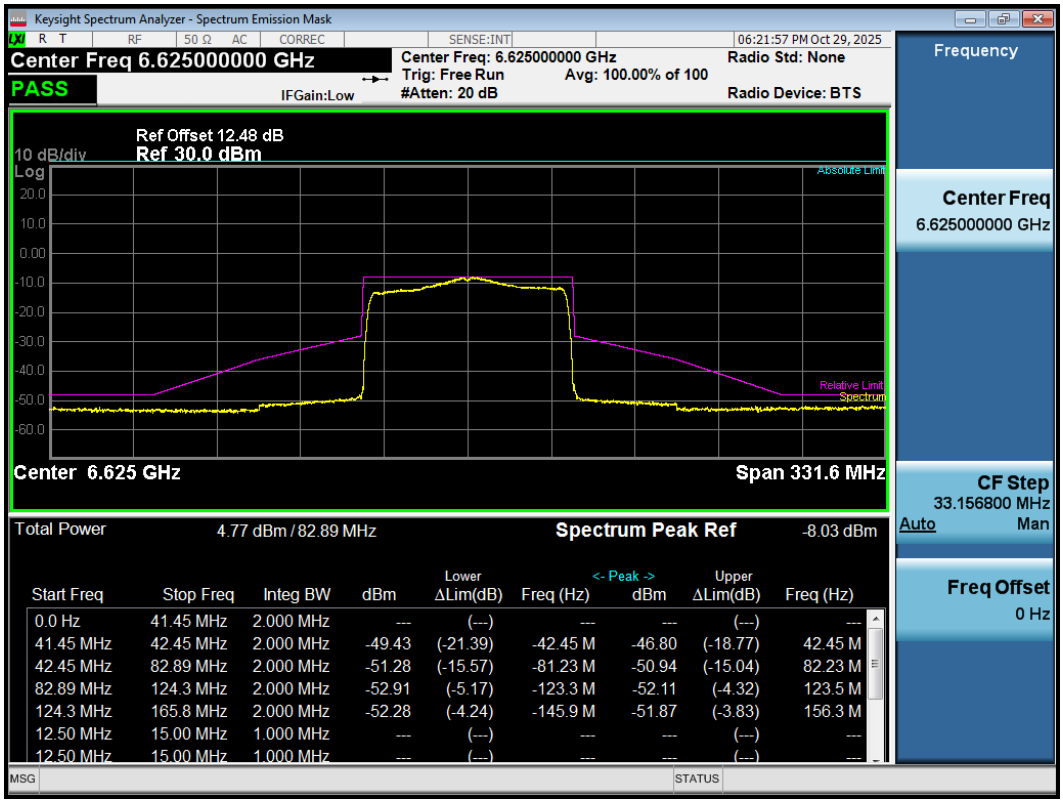

Power spectral mask ax80 6705MHz

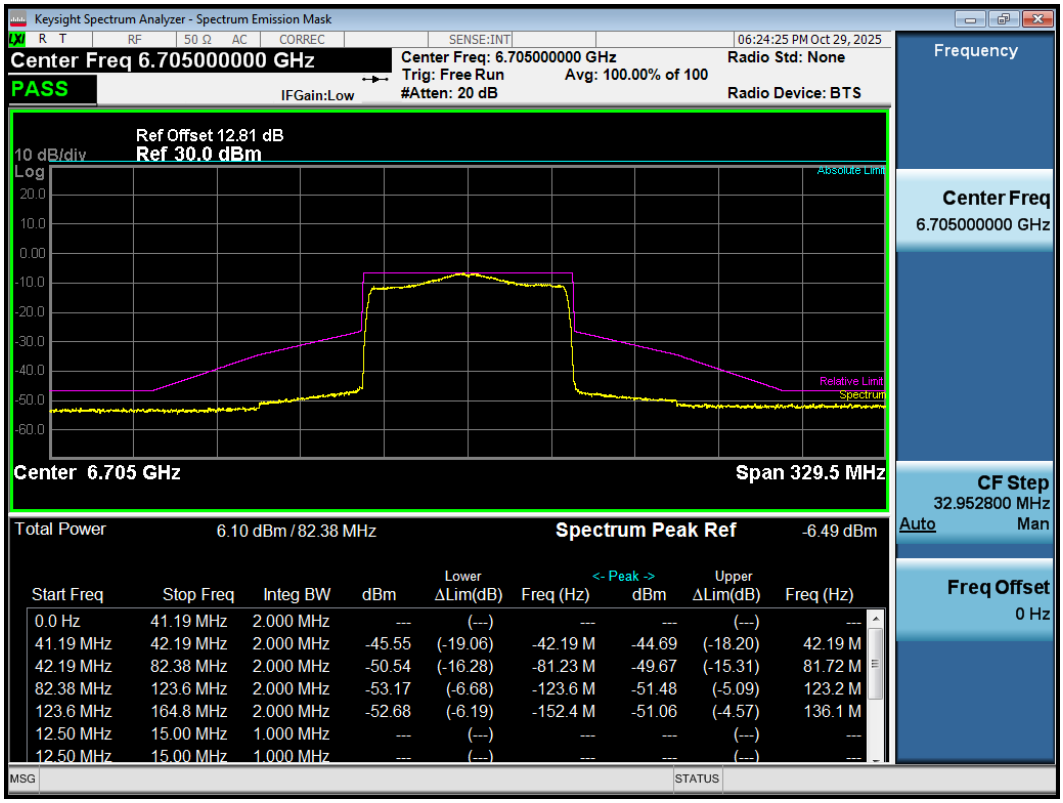

This report shall not be reproduced except in full, without the written approval of Eurofins TA Technology (Shanghai) Co., Ltd.

Power spectral mask ax80 6785MHz

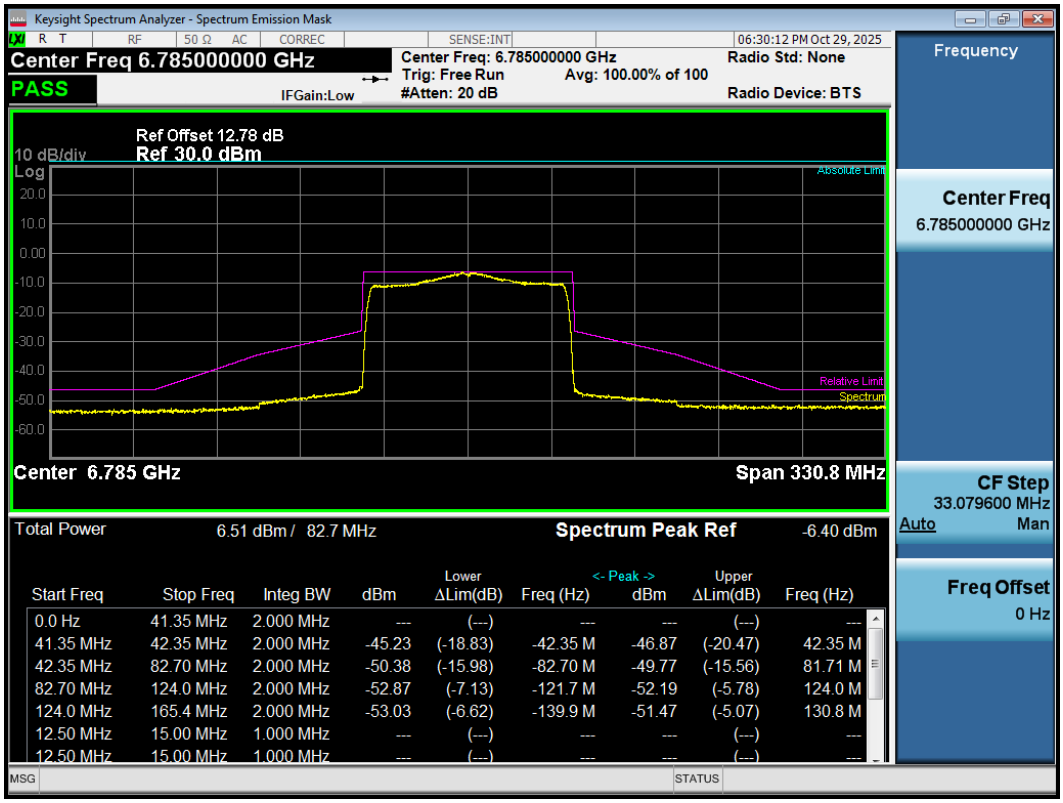

Start Freq	Stop Freq	Integ BW	dBm	Lower ΔLim(dB)	Freq (Hz)	<- Peak -> dBm	Upper ΔLim(dB)	Freq (Hz)
0.0 Hz	41.35 MHz	2.000 MHz	---	(---)	---	---	(---)	---
41.35 MHz	42.35 MHz	2.000 MHz	-45.23	(-18.83)	-42.35 M	-46.87	(-20.47)	42.35 M
42.35 MHz	82.70 MHz	2.000 MHz	-50.38	(-15.98)	-82.70 M	-49.77	(-15.56)	81.71 M
82.70 MHz	124.0 MHz	2.000 MHz	-52.87	(-7.13)	-121.7 M	-52.19	(-5.78)	124.0 M
124.0 MHz	165.4 MHz	2.000 MHz	-53.03	(-6.62)	-139.9 M	-51.47	(-5.07)	130.8 M
12.50 MHz	15.00 MHz	1.000 MHz	---	(---)	---	---	(---)	---
12.50 MHz	15.00 MHz	1.000 MHz	---	(---)	---	---	(---)	---

Power spectral mask ax80 6865MHz

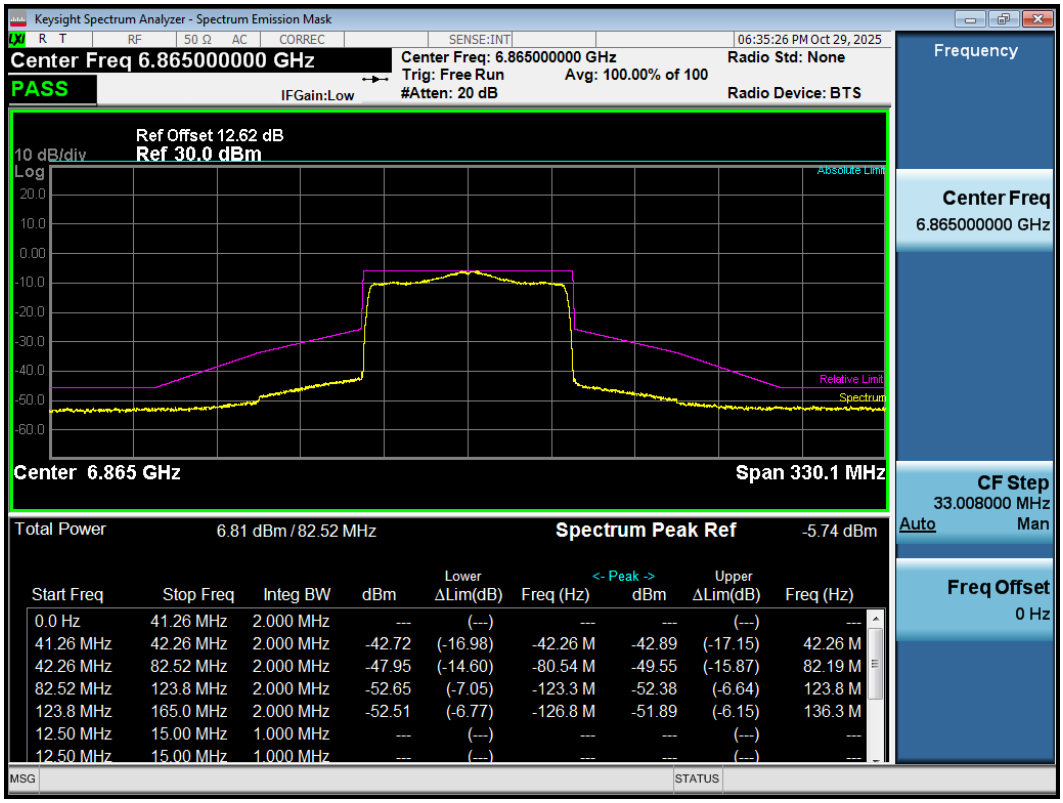

Start Freq	Stop Freq	Integ BW	dBm	Lower ΔLim(dB)	Freq (Hz)	<- Peak -> dBm	Upper ΔLim(dB)	Freq (Hz)
0.0 Hz	41.26 MHz	2.000 MHz	---	(---)	---	---	(---)	---
41.26 MHz	42.26 MHz	2.000 MHz	-42.72	(-16.98)	-42.26 M	-42.89	(-17.15)	42.26 M
42.26 MHz	82.52 MHz	2.000 MHz	-47.95	(-14.60)	-80.54 M	-49.55	(-15.87)	82.19 M
82.52 MHz	123.8 MHz	2.000 MHz	-52.65	(-7.05)	-123.3 M	-52.38	(-6.64)	123.8 M
123.8 MHz	165.0 MHz	2.000 MHz	-52.51	(-6.77)	-126.8 M	-51.89	(-6.15)	136.3 M
12.50 MHz	15.00 MHz	1.000 MHz	---	(---)	---	---	(---)	---
12.50 MHz	15.00 MHz	1.000 MHz	---	(---)	---	---	(---)	---

This report shall not be reproduced except in full, without the written approval of Eurofins TA Technology (Shanghai) Co., Ltd.

U-NII-8

Power spectral mask ax20 6875MHz

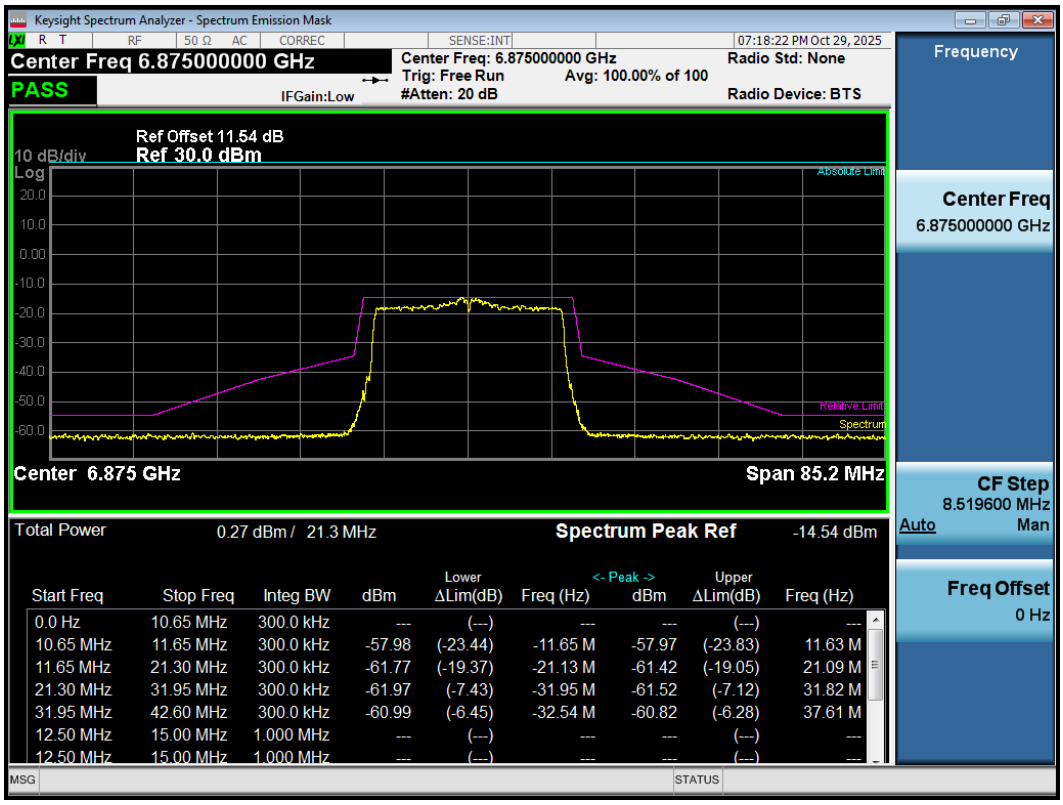

Power spectral mask ax20 6895MHz

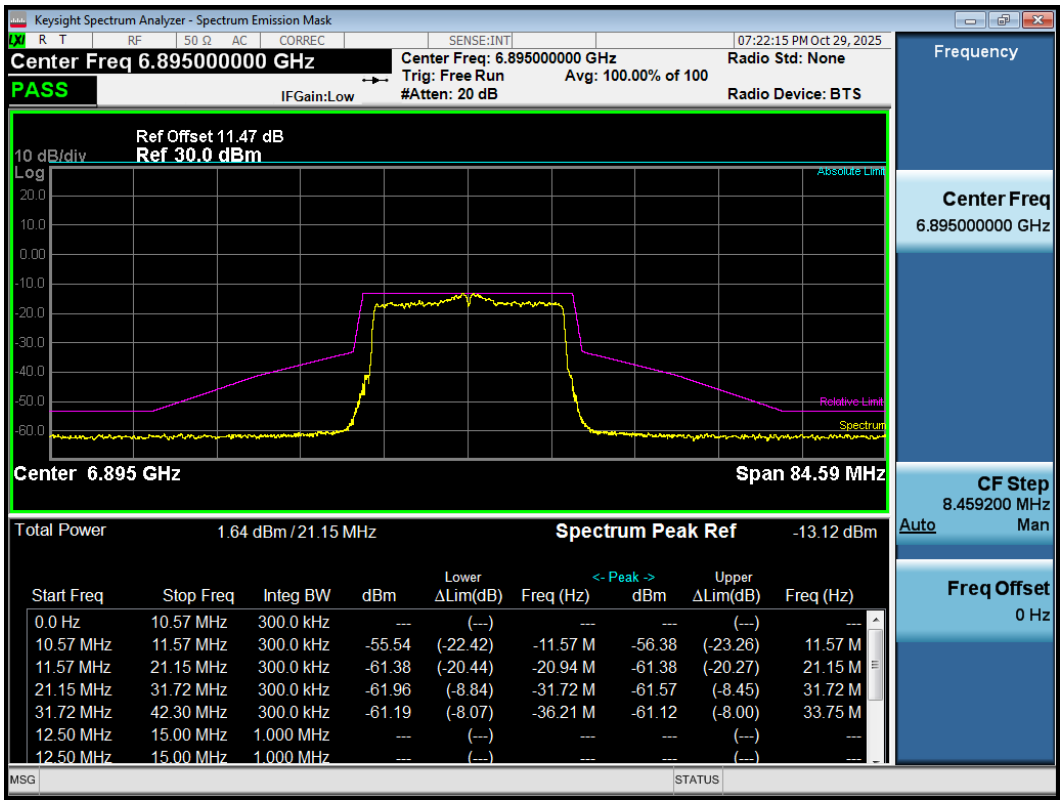

This report shall not be reproduced except in full, without the written approval of Eurofins TA Technology (Shanghai) Co., Ltd.

Power spectral mask ax20 6995MHz

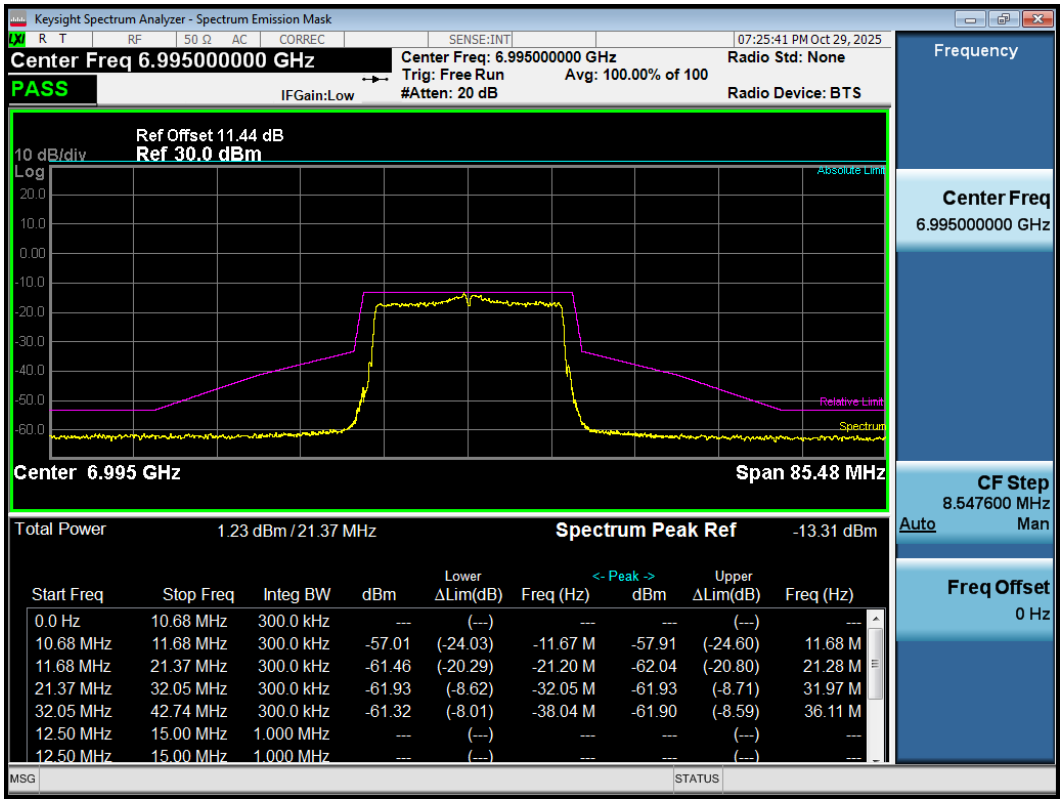

Start Freq	Stop Freq	Integ BW	dBm	Lower ΔLim(dB)	Freq (Hz)	<- Peak -> dBm	Upper ΔLim(dB)	Freq (Hz)
0.0 Hz	10.68 MHz	300.0 kHz	---	(---)	---	---	(---)	---
10.68 MHz	11.68 MHz	300.0 kHz	-57.01	(-24.03)	-11.67 M	-57.91	(-24.60)	11.68 M
11.68 MHz	21.37 MHz	300.0 kHz	-61.46	(-20.29)	-21.20 M	-62.04	(-20.80)	21.28 M
21.37 MHz	32.05 MHz	300.0 kHz	-61.93	(-8.62)	-32.05 M	-61.93	(-8.71)	31.97 M
32.05 MHz	42.74 MHz	300.0 kHz	-61.32	(-8.01)	-38.04 M	-61.90	(-8.59)	36.11 M
12.50 MHz	15.00 MHz	1.000 MHz	---	(---)	---	---	(---)	---
12.50 MHz	15.00 MHz	1.000 MHz	---	(---)	---	---	(---)	---

Power spectral mask ax20 7095MHz

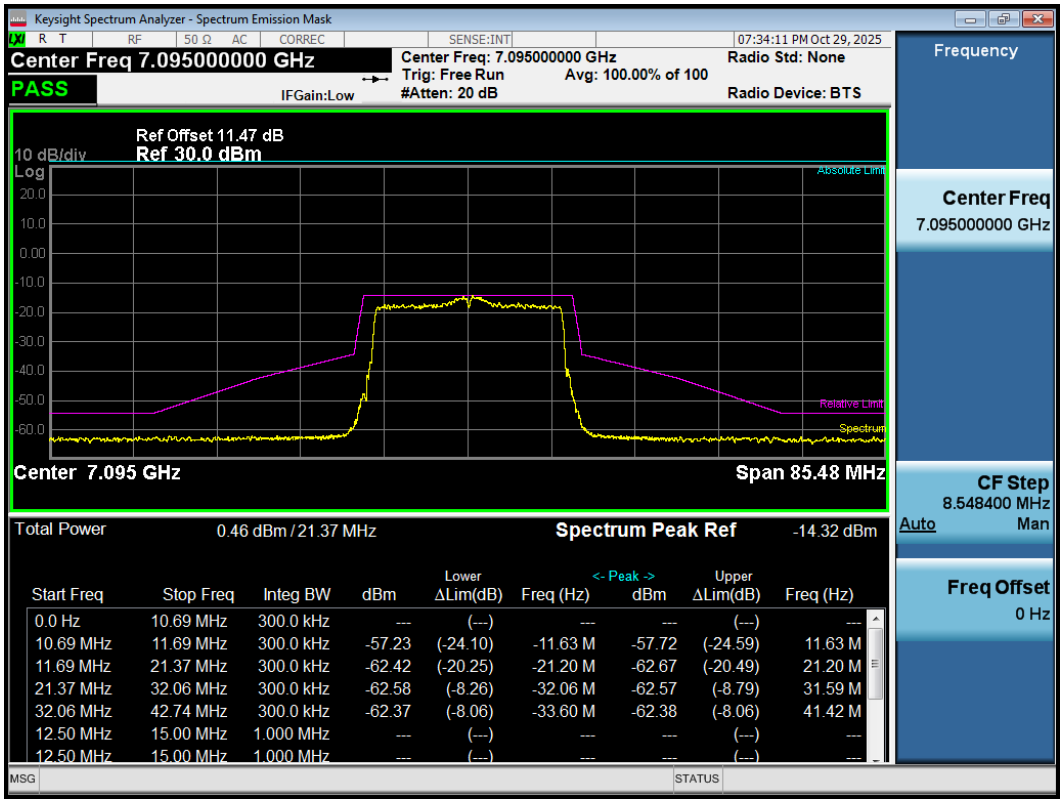

Start Freq	Stop Freq	Integ BW	dBm	Lower ΔLim(dB)	Freq (Hz)	<- Peak -> dBm	Upper ΔLim(dB)	Freq (Hz)
0.0 Hz	10.69 MHz	300.0 kHz	---	(---)	---	---	(---)	---
10.69 MHz	11.69 MHz	300.0 kHz	-57.23	(-24.10)	-11.63 M	-57.72	(-24.59)	11.63 M
11.69 MHz	21.37 MHz	300.0 kHz	-62.42	(-20.25)	-21.20 M	-62.67	(-20.49)	21.20 M
21.37 MHz	32.06 MHz	300.0 kHz	-62.58	(-8.26)	-32.06 M	-62.57	(-8.79)	31.59 M
32.06 MHz	42.74 MHz	300.0 kHz	-62.37	(-8.06)	-33.60 M	-62.38	(-8.06)	41.42 M
12.50 MHz	15.00 MHz	1.000 MHz	---	(---)	---	---	(---)	---
12.50 MHz	15.00 MHz	1.000 MHz	---	(---)	---	---	(---)	---

This report shall not be reproduced except in full, without the written approval of Eurofins TA Technology (Shanghai) Co., Ltd.

Power spectral mask ax40 6885MHz

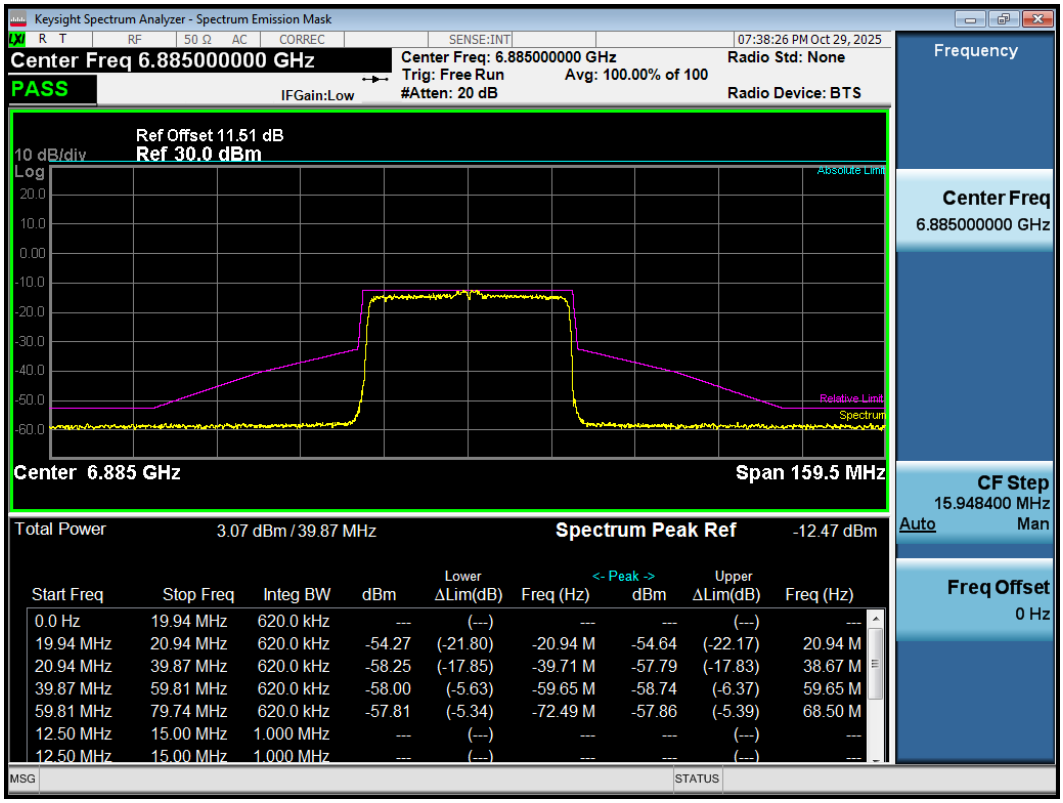

Power spectral mask ax40 6965MHz

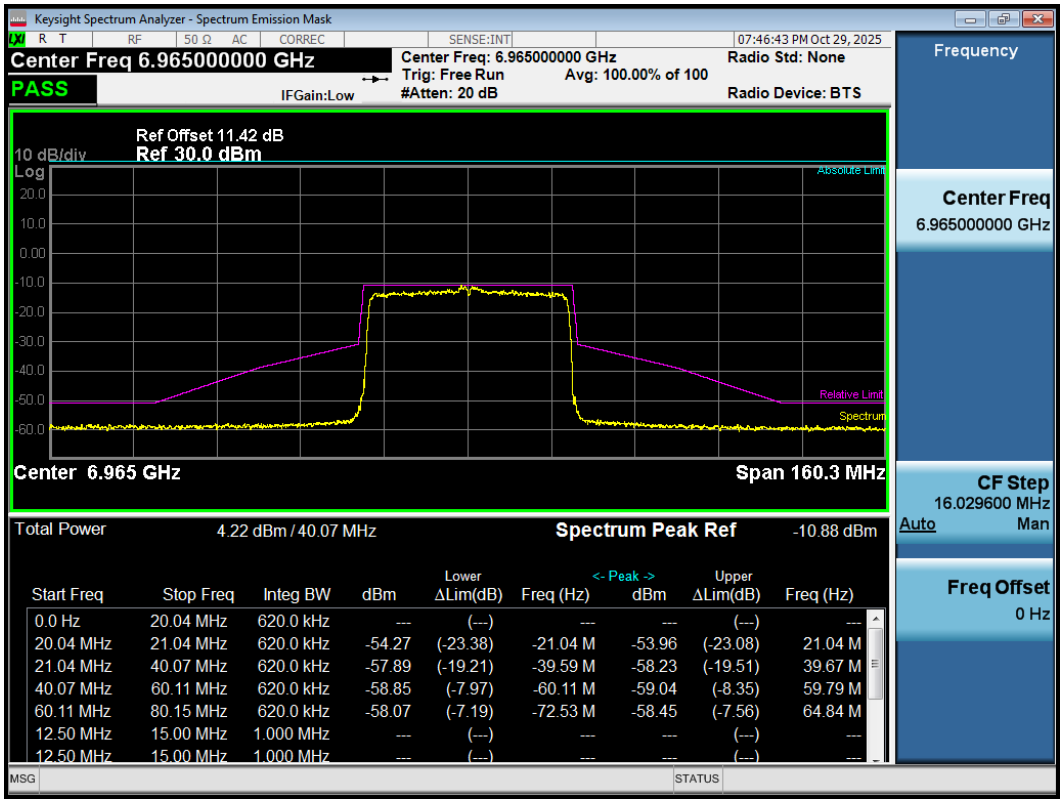

This report shall not be reproduced except in full, without the written approval of Eurofins TA Technology (Shanghai) Co., Ltd.

Power spectral mask ax40 7085MHz

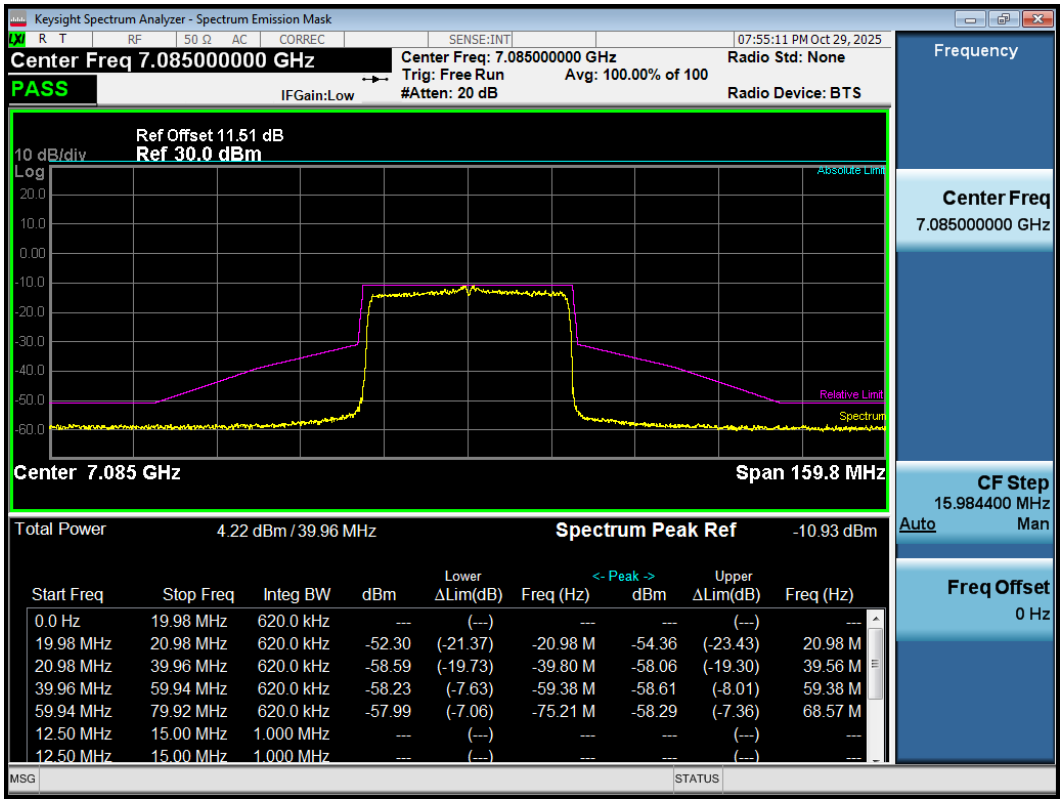

Power spectral mask ax80 6865MHz

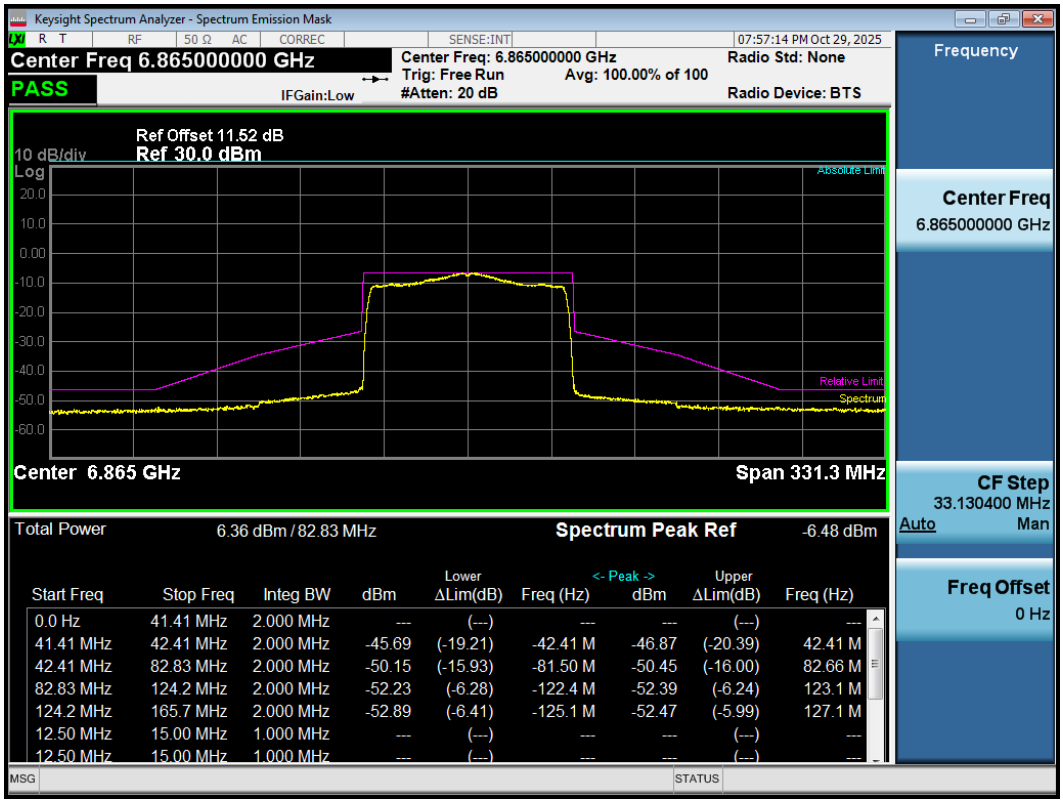

This report shall not be reproduced except in full, without the written approval of Eurofins TA Technology (Shanghai) Co., Ltd.

Power spectral mask ax80 6945MHz

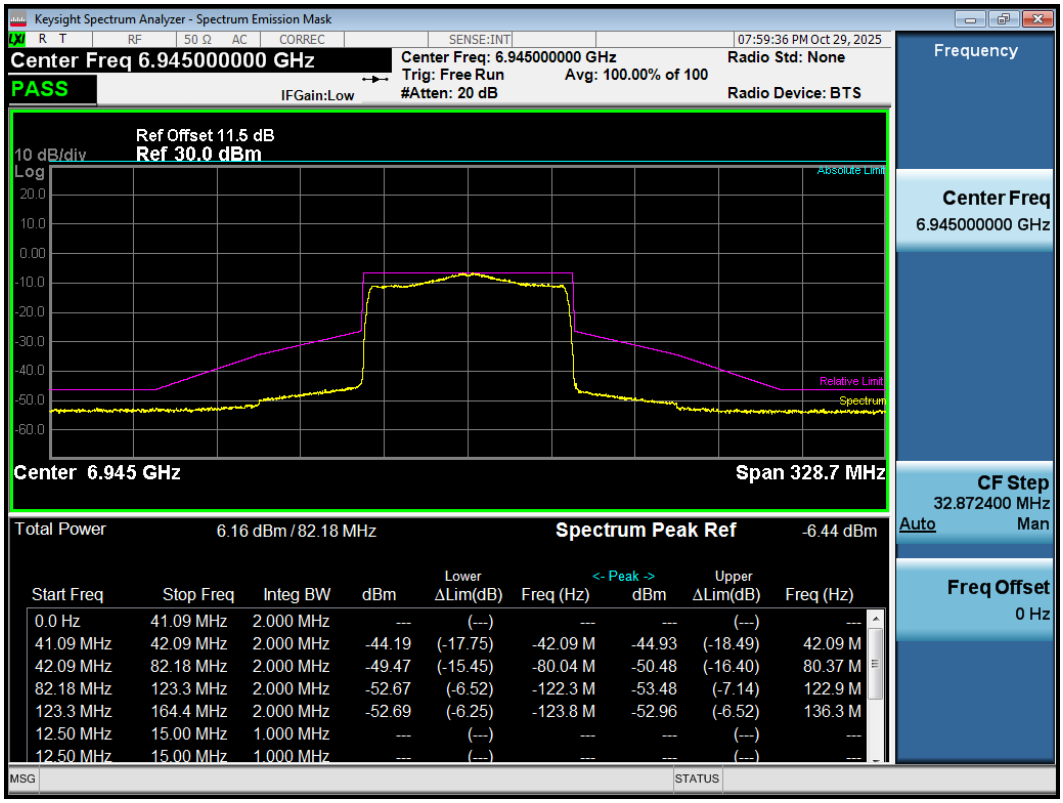

Power spectral mask ax80 7025MHz

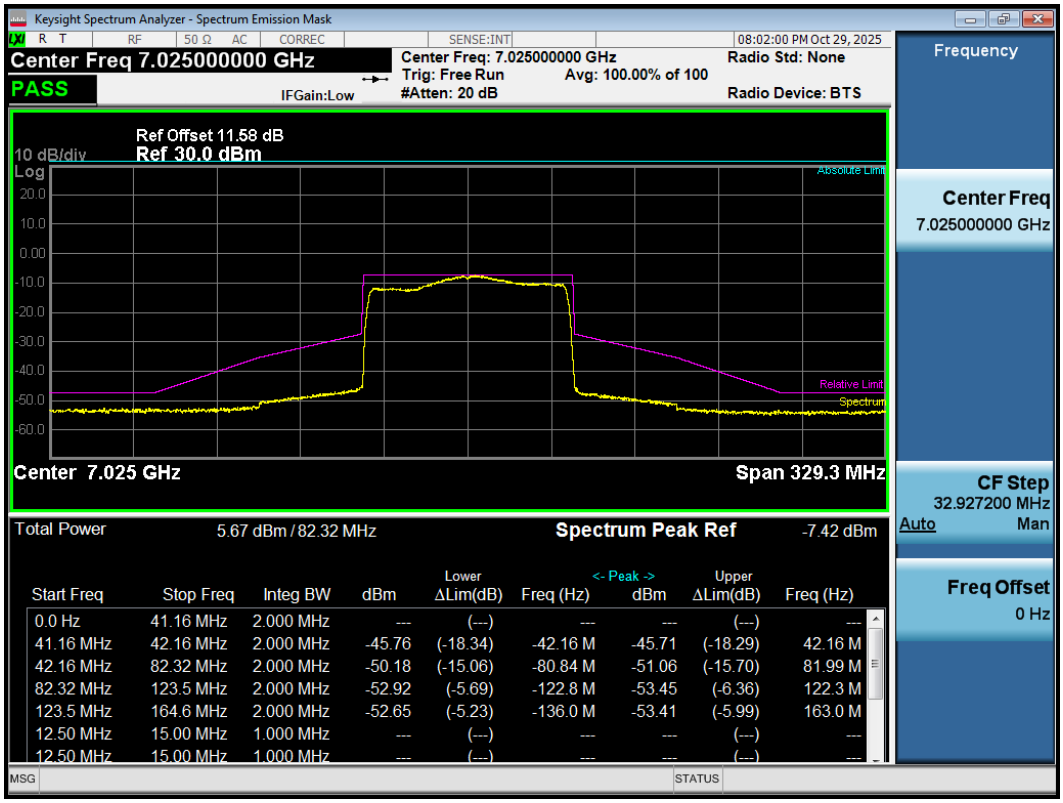

This report shall not be reproduced except in full, without the written approval of Eurofins TA Technology (Shanghai) Co., Ltd.

6.6. Contention-Based Protocol

U-NII-5

Wi-Fi CBP														
Mode	EUT Frequency	BW EUT	AWGN Signal Frequency	Bw INC	state	Injected (AWGN) Power	Ant. Gain	path loss	Detection Power	Detection Limit	Success no./Trial no.	Detection Probility (%)	Limt	Verdict
	[MHz]	[MHz]	[MHz]	[MHz]		[dBm]	[dBi]	[dB]	[dBm]	[dBm]				pass/fail
802.11ax (HE20)	CH 37/ 6135	20	6135	10	OFF	-73.72	-3.82	0	-69.90	-62	10/10	100	90%	pass
					Minimal	-74.72	-3.82	0	-70.90	-62	-	-	-	pass
					ON	-77.72	-3.82	0	-73.90	-62	-	-	-	pass
802.11ax (HE80)	CH 39/ 6145	80	6110	10	OFF	-71.57	-3.82	0	-67.75	-62	10/10	100	90%	pass
					Minimal	-72.57	-3.82	0	-68.75	-62	-	-	-	pass
					ON	-75.07	-3.82	0	-71.25	-62	-	-	-	pass
			6145	10	OFF	-72.63	-3.82	0	-68.81	-62	10/10	100	90%	pass
					Minimal	-73.63	-3.82	0	-69.81	-62	-	-	-	pass
					ON	-77.13	-3.82	0	-73.31	-62	-	-	-	pass
			6180	10	OFF	-71.61	-3.82	0	-67.79	-62	10/10	100	90%	pass
					Minimal	-73.11	-3.82	0	-69.29	-62	-	-	-	pass
					ON	-78.61	-3.82	0	-74.79	-62	-	-	-	pass

Note:

1) OFF = AWGN level at which no transmission is detected, consistently for a minimum period of 10 seconds

2) Minimal: AWGN level at which the system begins to trigger the transmission switch-off, albeit not being kept off consistently

3) ON = AWGN level at which no impact on the transmission is detected, consistently for a minimum period of 10 seconds

4) Detection Level = Injected AWGN Power (dBm) - Antenna Gain (dBi) + Path Loss (dB)

5) Ant Gain takes the value of the test frequency

This report shall not be reproduced except in full, without the written approval of Eurofins TA Technology (Shanghai) Co., Ltd.

Photos of Detection Power

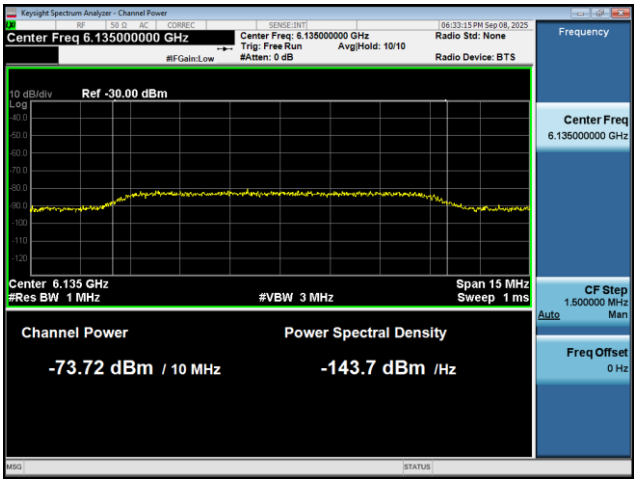

802.11ax (HE20) CH37

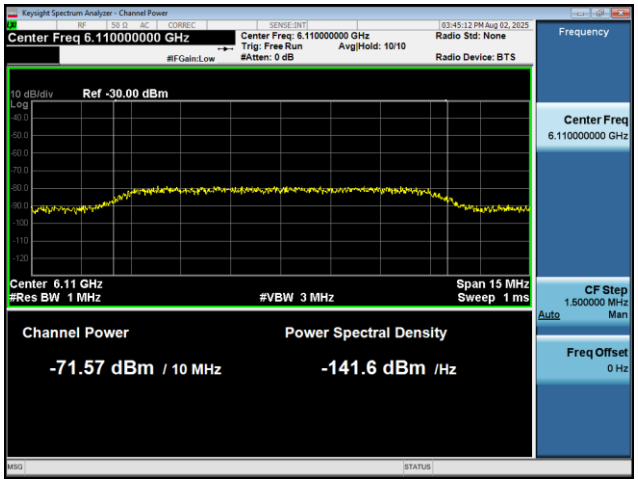

802.11ax (HE80) CH39 Low Edge 6110MHz

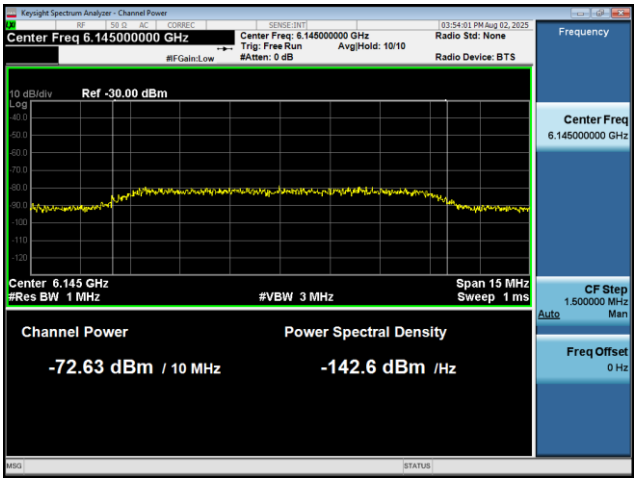

802.11ax (HE80) CH39 Middle Edge 6145MHz

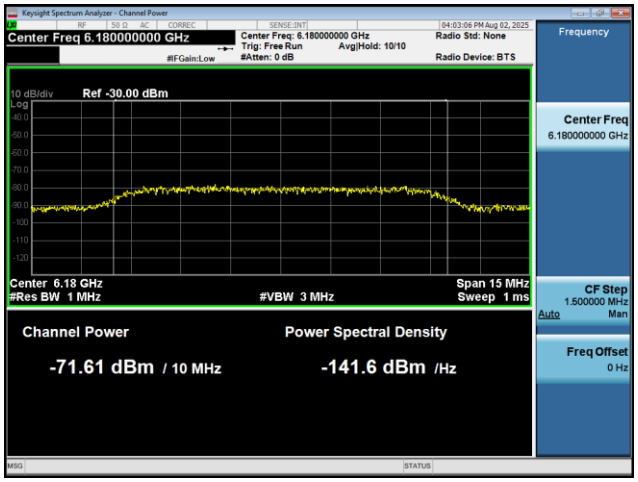

802.11ax (HE80) CH39 High Edge 6180MHz

This report shall not be reproduced except in full, without the written approval of Eurofins TA Technology (Shanghai) Co., Ltd.

Photos of EUT ceased transmission

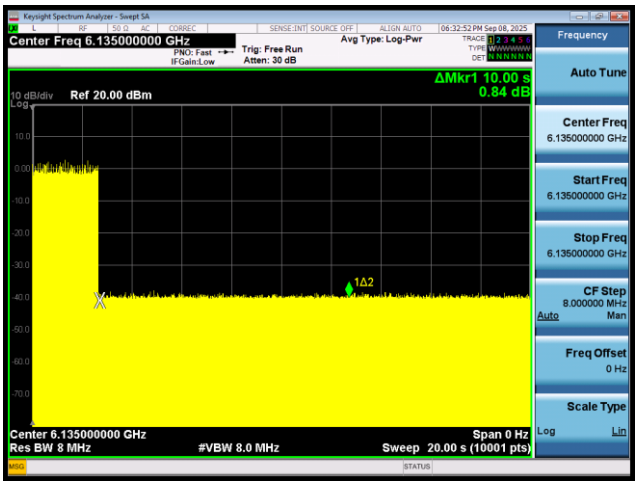

802.11ax (HE20) CH37

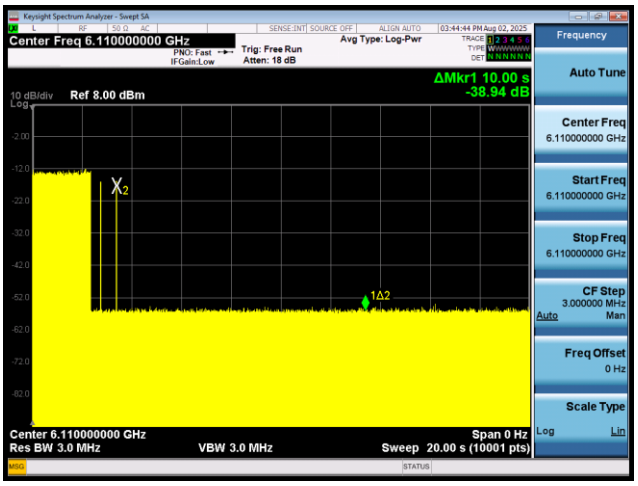

802.11ax (HE80) CH39 Low Edge 6110MHz

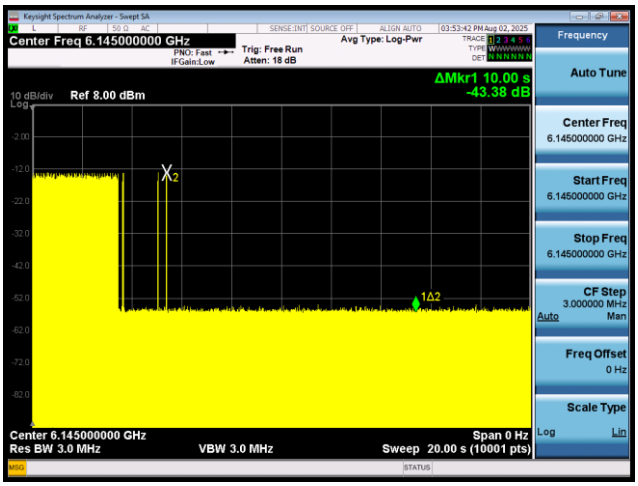

802.11ax (HE80) CH39 Middle 6145MHz

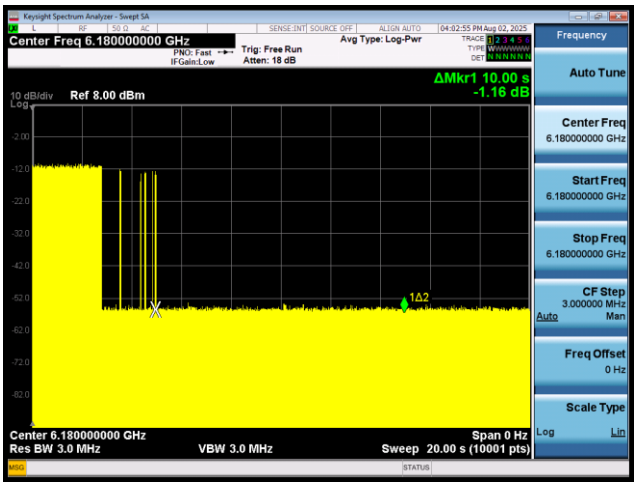

802.11ax (HE80) CH39 High Edge 6180MHz

This report shall not be reproduced except in full, without the written approval of Eurofins TA Technology (Shanghai) Co., Ltd.

U-NII-6

Wi-Fi CBP														
Mode	EUT Frequency	BW EUT	AWGN Signal Frequency	Bw INC	state	Injected (AWGN) Power	Ant. Gain	path loss	Detection Power	Detection Limit	Success no./Trial no.	Detection Probility (%)	Limt	Verdict
	[MHz]	[MHz]	[MHz]	[MHz]		[dBm]	[dBi]	[dB]	[dBm]	[dBm]				pass/fail
802.11ax (HE20)	CH 101/ 6455	20	6455	10	OFF	-73.21	-6.30	0	-66.91	-62	10/10	100	90%	pass
					Minimal	-74.71	-6.30	0	-68.41	-62	-	-	-	pass
					ON	-78.71	-6.30	0	-72.41	-62	-	-	-	pass
802.11ax (HE80)	CH 103/ 6465	80	6430	10	OFF	-72.08	-6.86	0	-65.22	-62	10/10	100	90%	pass
					Minimal	-73.08	-6.86	0	-66.22	-62	-	-	-	pass
					ON	-77.08	-6.86	0	-70.22	-62	-	-	-	pass
			6465	10	OFF	-72.82	-6.86	0	-65.96	-62	10/10	100	90%	pass
					Minimal	-74.32	-6.86	0	-67.46	-62	-	-	-	pass
					ON	-80.82	-6.86	0	-73.96	-62	-	-	-	pass
			6500	10	OFF	-72.72	-6.86	0	-65.86	-62	10/10	100	90%	pass
					Minimal	-73.72	-6.86	0	-66.86	-62	-	-	-	pass
					ON	-79.22	-6.86	0	-72.36	-62	-	-	-	pass

Note:

1) OFF = AWGN level at which no transmission is detected, consistently for a minimum period of 10 seconds

2) Minimal: AWGN level at which the system begins to trigger the transmission switch-off, albeit not being kept off consistently

3) ON = AWGN level at which no impact on the transmission is detected, consistently for a minimum period of 10 seconds

4) Detection Level = Injected AWGN Power (dBm) - Antenna Gain (dBi) + Path Loss (dB)

5) Ant Gain takes the value of the test frequency

This report shall not be reproduced except in full, without the written approval of Eurofins TA Technology (Shanghai) Co., Ltd.

Photos of Detection Power

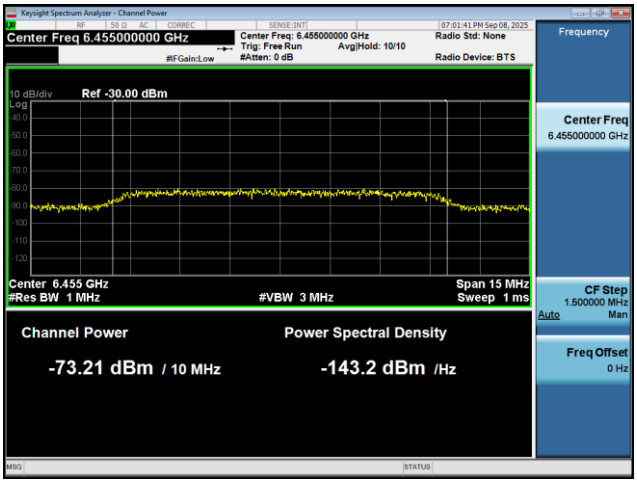

802.11ax (HE20) CH101

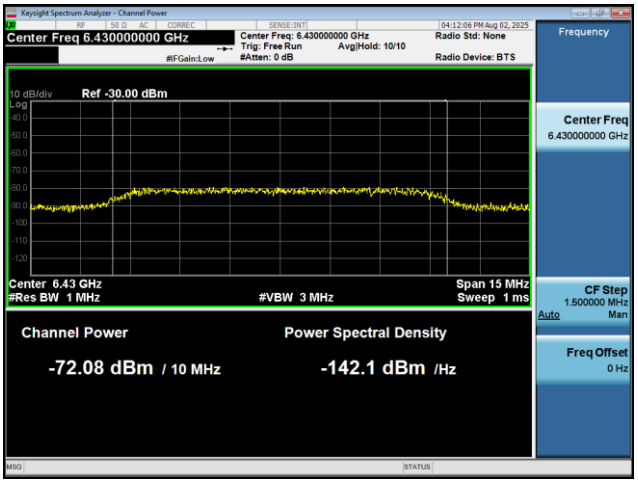

802.11ax (HE80) CH103 Low Edge 6430MHz

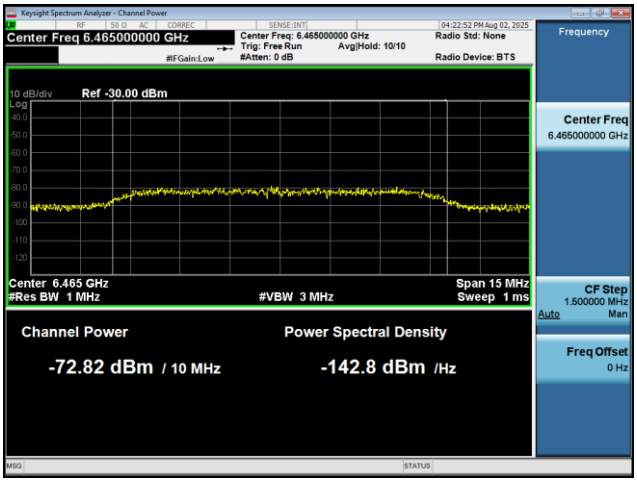

802.11ax (HE80) CH103 Middle Edge 6465MHz

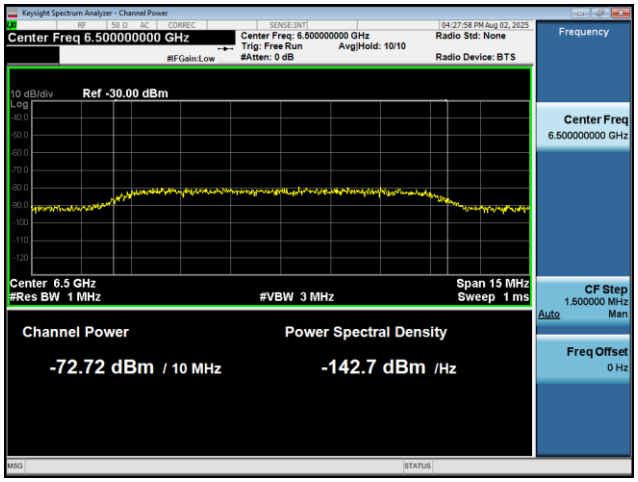

802.11ax (HE80) CH103 High Edge 6500MHz

This report shall not be reproduced except in full, without the written approval of Eurofins TA Technology (Shanghai) Co., Ltd.

Photos of EUT ceased transmission

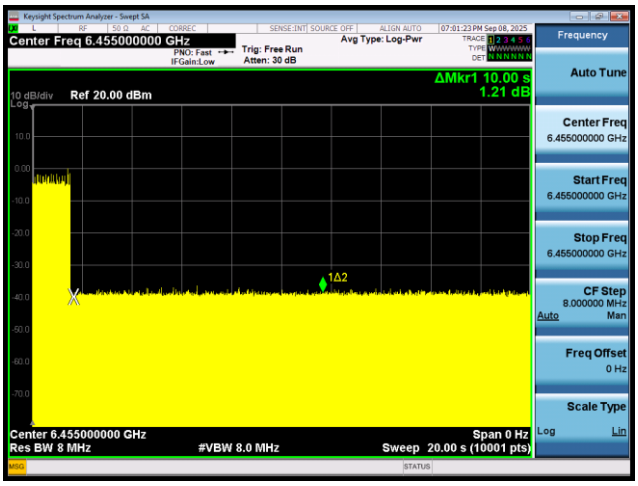

802.11ax (HE20) CH101

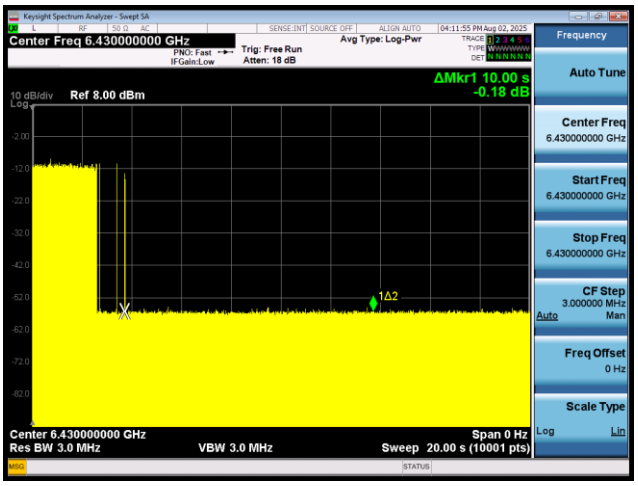

802.11ax (HE80) CH103 Low Edge 6430MHz

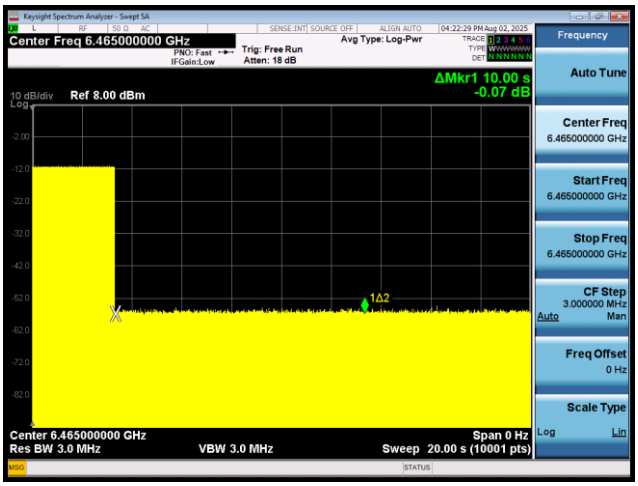

802.11ax (HE80) CH103 Middle Edge 6465MHz

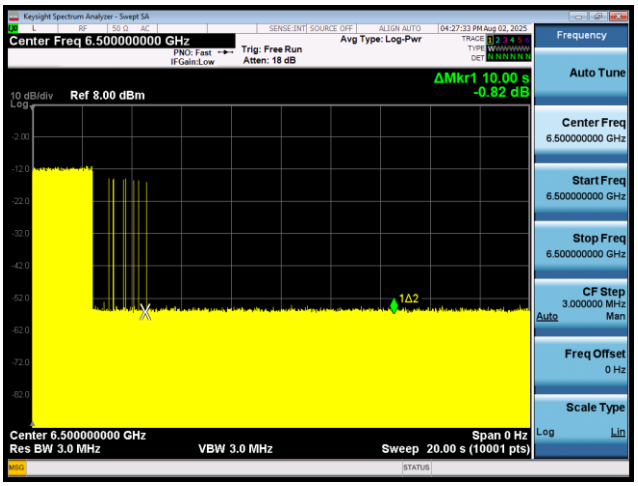

802.11ax (HE80) CH103 High Edge 6500MHz

This report shall not be reproduced except in full, without the written approval of Eurofins TA Technology (Shanghai) Co., Ltd.

U-NII-7

Wi-Fi CBP														
Mode	EUT Frequency	BW EUT	AWGN Signal Frequency	Bw INC	state	Injected (AWGN) Power	Ant. Gain	path loss	Detection Power	Detection Limit	Success no./Trial no.	Detection Probility (%)	Limt	Verdict
	[MHz]	[MHz]	[MHz]	[MHz]		[dBm]	[dBi]	[dB]	[dBm]	[dBm]				pass/fail
802.11ax (HE20)	CH 149/ 6695	20	6695	10	OFF	-74.51	-4.81	0	-69.70	-62	10/10	100	90%	pass
					Minimal	-75.51	-4.81	0	-70.70	-62	-	-	-	pass
					ON	-81.01	-4.81	0	-76.20	-62	-	-	-	pass
802.11ax (HE80)	CH 135/ 6625	80	6590	10	OFF	-70.67	-4.67	0	-66	-62	10/10	100	90%	pass
					Minimal	-72.67	-4.67	0	-68	-62	-	-	-	pass
					ON	-80.17	-4.67	0	-75.50	-62	-	-	-	pass
			6625	10	OFF	-71.74	-4.67	0	-67.07	-62	10/10	100	90%	pass
					Minimal	-73.24	-4.67	0	-68.57	-62	-	-	-	pass
					ON	-79.24	-4.67	0	-74.57	-62	-	-	-	pass
			6660	10	OFF	-71.98	-4.67	0	-67.31	-62	10/10	100	90%	pass
					Minimal	-73.48	-4.67	0	-68.81	-62	-	-	-	pass
					ON	-78.98	-4.67	0	-74.31	-62	-	-	-	pass

Note:

1) OFF = AWGN level at which no transmission is detected, consistently for a minimum period of 10 seconds

2) Minimal: AWGN level at which the system begins to trigger the transmission switch-off, albeit not being kept off consistently

3) ON = AWGN level at which no impact on the transmission is detected, consistently for a minimum period of 10 seconds

4) Detection Level = Injected AWGN Power (dBm) - Antenna Gain (dBi) + Path Loss (dB)

5) Ant Gain takes the value of the test frequency

This report shall not be reproduced except in full, without the written approval of Eurofins TA Technology (Shanghai) Co., Ltd.

Photos of Detection Power

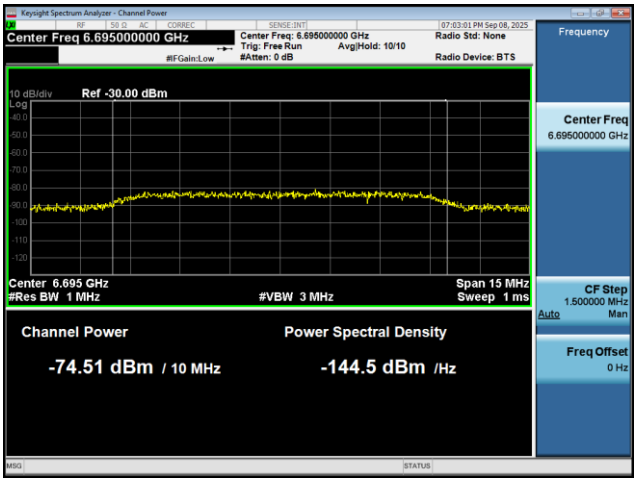

802.11ax (HE20) CH 149

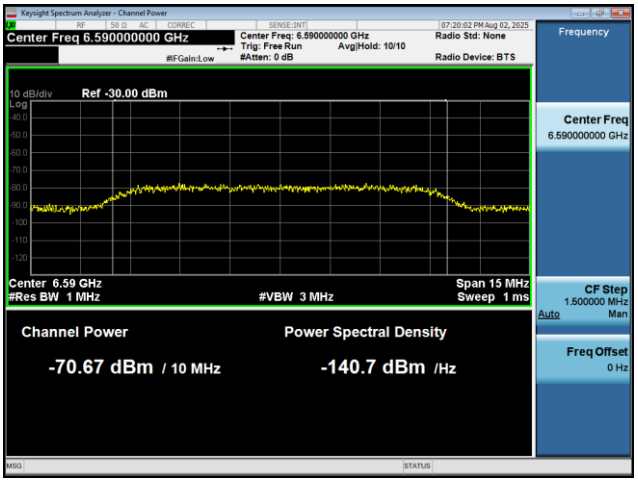

802.11ax (HE80) CH135 Low Edge 6590MHz

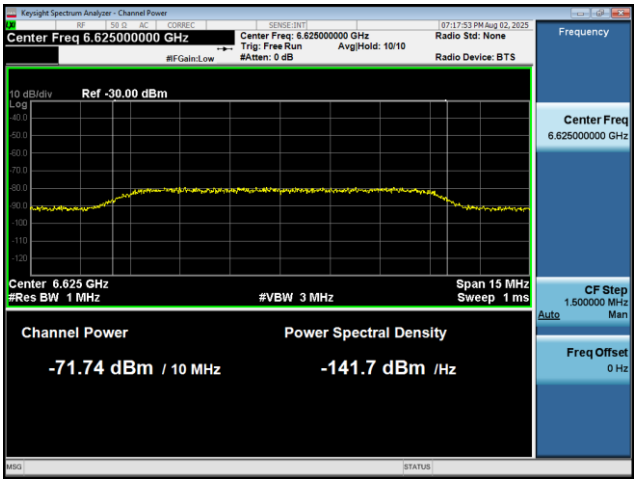

802.11ax (HE80) CH135 Middle Edge 6625MHz

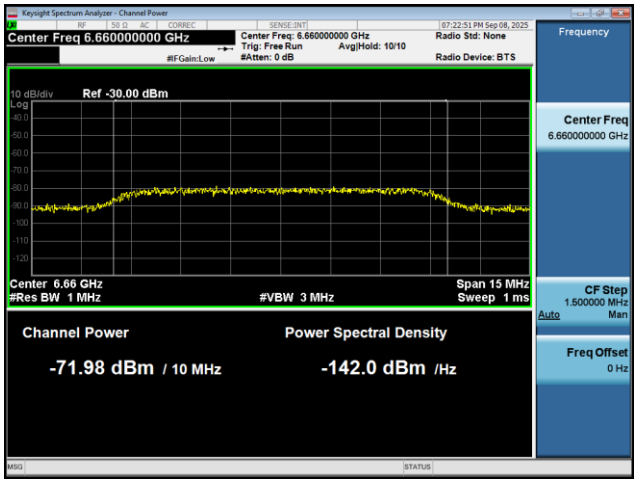

802.11ax (HE80) CH135 High Edge 6660MHz

This report shall not be reproduced except in full, without the written approval of Eurofins TA Technology (Shanghai) Co., Ltd.

Photos of EUT ceased transmission

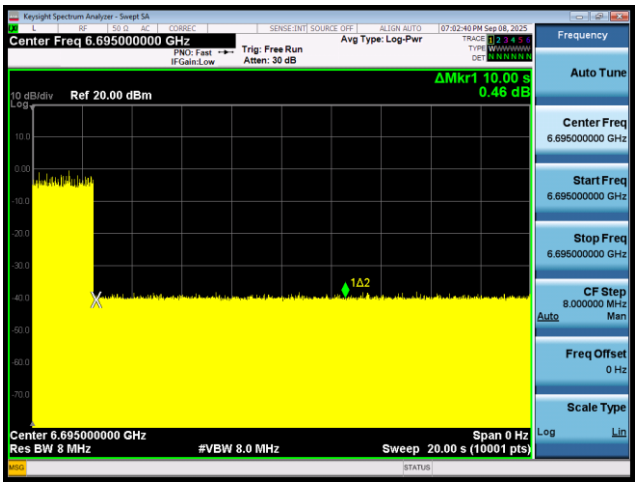

802.11ax (HE20) CH 149

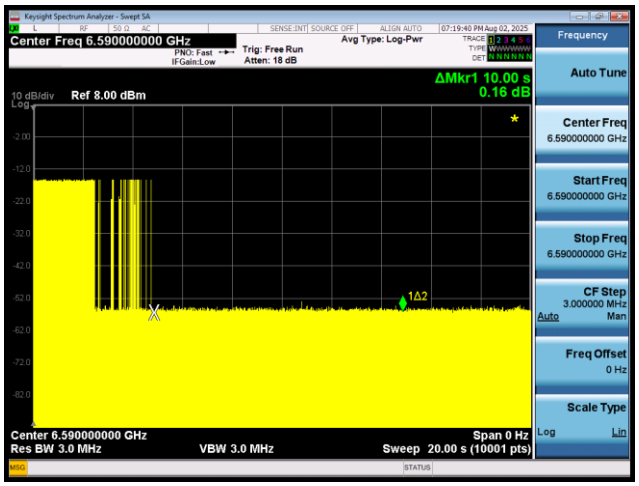

802.11ax (HE80) CH135 Low Edge 6590MHz

802.11ax (HE80) CH135 Middle Edge 6625MHz

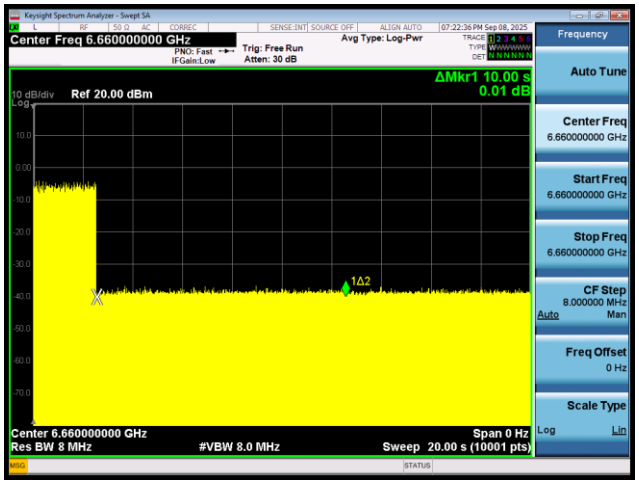

802.11ax (HE80) CH135 High Edge 6660MHz

This report shall not be reproduced except in full, without the written approval of Eurofins TA Technology (Shanghai) Co., Ltd.

U-NII-8

Wi-Fi CBP														
Mode	EUT Frequency	BW EUT	AWGN Signal Frequency	Bw INC	state	Injected (AWGN) Power	Ant. Gain	path loss	Detection Power	Detection Limit	Success no./Trial no.	Detection Probility (%)	Limt	Verdict
	[MHz]	[MHz]	[MHz]	[MHz]		[dBm]	[dBi]	[dB]	[dBm]	[dBm]				pass/fail
802.11ax (HE20)	CH 213/ 7015	20	7015	10	OFF	-73.73	-0.61	0	-73.12	-62	10/10	100	90%	pass
					Minimal	-75.23	-0.61	0	-74.62	-62	-	-	-	pass
					ON	-81.23	-0.61	0	-80.62	-62	-	-	-	pass
802.11ax (HE80)	CH 199/ 6945	80	6910	10	OFF	-72.64	-1.31	0	-71.33	-62	10/10	100	90%	pass
					Minimal	-74.14	-1.31	0	-72.83	-62	-	-	-	pass
					ON	-80.14	-1.31	0	-78.83	-62	-	-	-	pass
			6945	10	OFF	-71.41	-1.31	0	-70.10	-62	10/10	100	90%	pass
					Minimal	-73.41	-1.31	0	-72.10	-62	-	-	-	pass
					ON	-79.91	-1.31	0	-78.60	-62	-	-	-	pass
			6980	10	OFF	-71.32	-1.31	0	-70.01	-62	10/10	100	90%	pass
					Minimal	-72.82	-1.31	0	-71.51	-62	-	-	-	pass
					ON	-78.32	-1.31	0	-77.01	-62	-	-	-	pass

Note:

1) OFF = AWGN level at which no transmission is detected, consistently for a minimum period of 10 seconds

2) Minimal: AWGN level at which the system begins to trigger the transmission switch-off, albeit not being kept off consistently

3) ON = AWGN level at which no impact on the transmission is detected, consistently for a minimum period of 10 seconds

4) Detection Level = Injected AWGN Power (dBm) - Antenna Gain (dBi) + Path Loss (dB)

5) Ant Gain takes the value of the test frequency

This report shall not be reproduced except in full, without the written approval of Eurofins TA Technology (Shanghai) Co., Ltd.

Photos of Detection Power

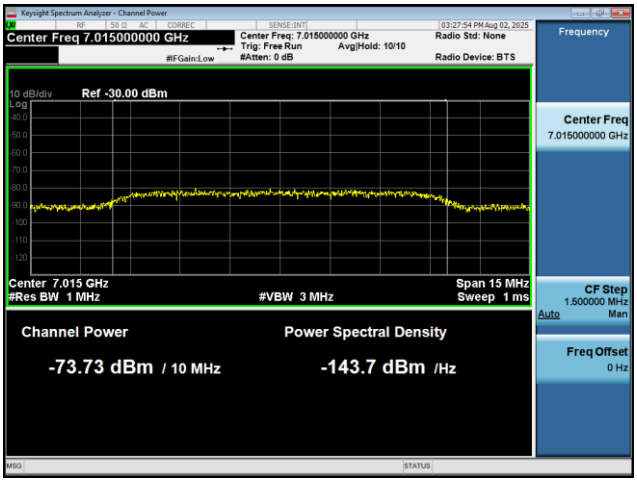

802.11ax (HE20) CH213

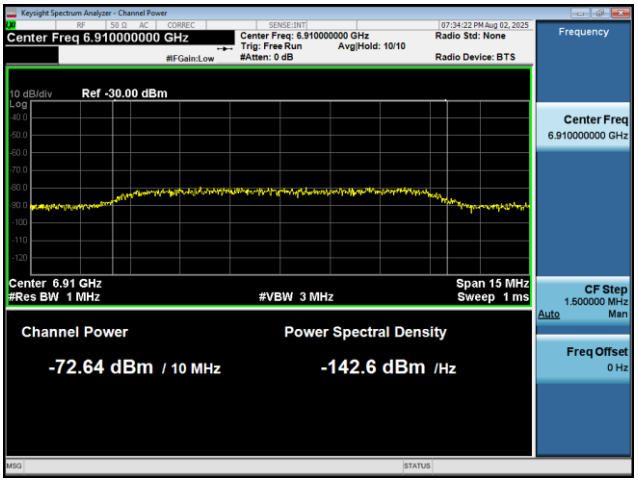

802.11ax (HE80) CH199 Low Edge 6910MHz

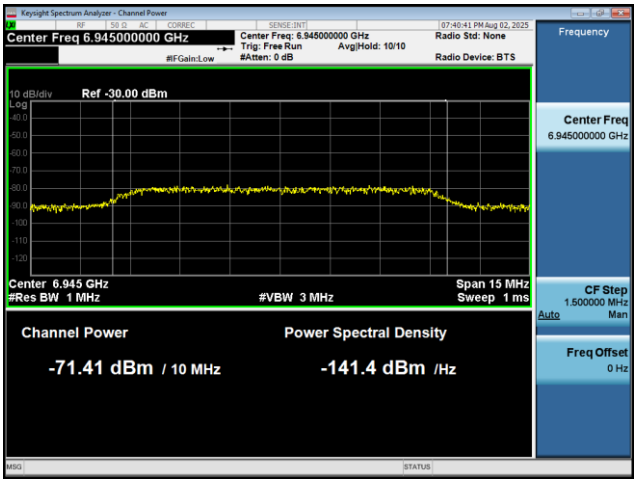

802.11ax (HE80) CH199 Middle Edge 6945MHz

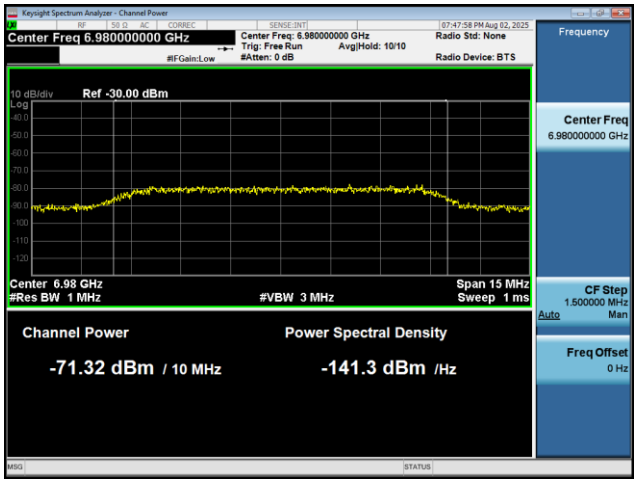

802.11ax (HE80) CH199 High Edge 6980MHz

This report shall not be reproduced except in full, without the written approval of Eurofins TA Technology (Shanghai) Co., Ltd.

Photos of EUT ceased transmission

802.11ax (HE20) CH213

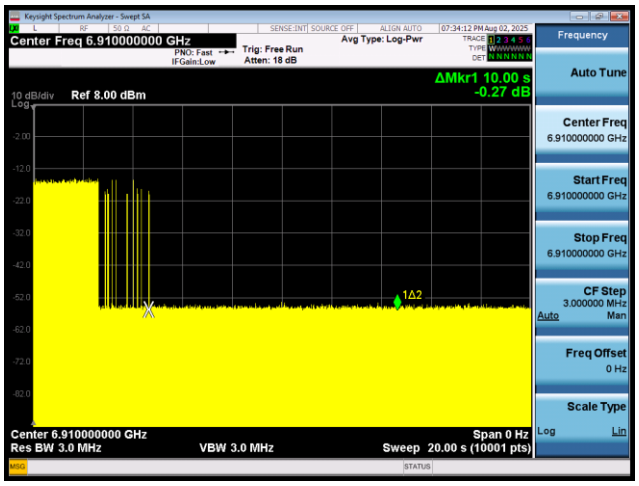

802.11ax (HE80) CH199 Low Edge 6910MHz

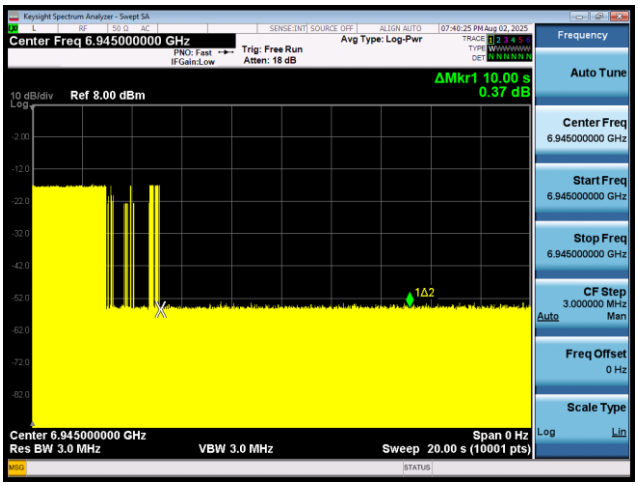

802.11ax (HE80) CH199 Middle Edge 6945MHz

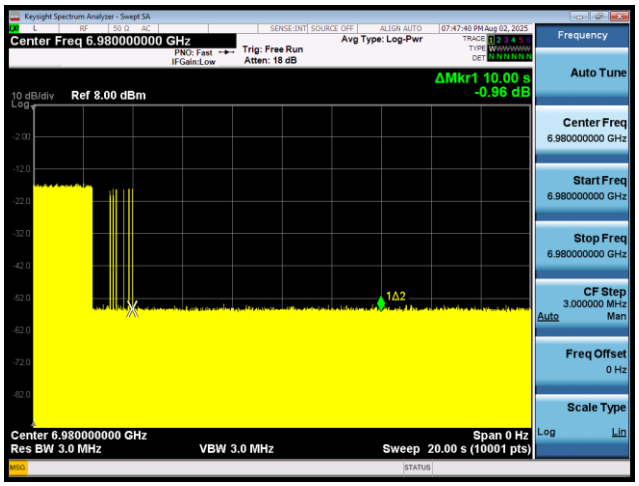

802.11ax (HE80) CH199 High Edge 6980MHz

This report shall not be reproduced except in full, without the written approval of Eurofins TA Technology (Shanghai) Co., Ltd.

6.7. Unwanted Emission

The detailed test data see EFTA25070074-IE-02-R7-ANNEX A Test Result.

This report shall not be reproduced except in full, without the written approval of Eurofins TA Technology (Shanghai) Co., Ltd.

6.8. Conducted Emission

The detailed test data see EFTA25070074-IE-02-R7-ANNEX A Test Result.

This report shall not be reproduced except in full, without the written approval of Eurofins TA Technology (Shanghai) Co., Ltd.

6.9. U-NII devices Operational restrictions for 6 GHz

Device is a 6GHz Low-power Indoor client, All restrictions are meet the §15.407 (d) requirements. Please refer to the Attestation letter exhibit supplied within this application.

This report shall not be reproduced except in full, without the written approval of Eurofins TA Technology (Shanghai) Co., Ltd.

7. Main Test Instruments

Name	Manufacturer	Type	Serial Number	Calibration Date	Expiration Date
Power sensor	R&S	NRP18S	101954	2025-05-06	2026-05-05
Spectrum Analyzer	KEYSIGHT	N9020A	MY50510203	2024-12-02	2025-12-01
Vector Signal Generator	KEYSIGHT	N5182B	MY51350303	2024-12-02	2025-12-01
Attenuator	HASCO	HA18A-10	0003	-	-
EMI Test Receiver	R&S	ESCI3	100948	2025-05-07	2026-05-06
Loop Antenna	SCHWARZBECK	FMZB1519	1519-047	2023-04-16	2026-04-15
EMI Test Receiver	R&S	ESR	102389	2025-05-06	2026-05-05
Signal Analyzer	R&S	FSV40	101298	2025-05-07	2026-05-06
TRILOG Broadband Antenna	SCHWARZBECK	VULB 9163	01614	2023-09-13	2026-09-12
Horn Antenna	R&S	HF 907	102723	2023-11-24	2026-11-23
Amplifier	R&S	SCU18	10034	2025-05-06	2026-05-05
Horn Antenna	ETS-Lindgren	3160-09	00102643	2024-09-24	2027-09-23
Horn Antenna	STEATITE	QSH-SL-26-40-K-15	16779	2023-01-17	2026-01-16
Amplifier	MicroWave	KLNA-18040050	220826001	2025-05-06	2026-05-05
Software	R&S	EMC32	9.26.01	/	/
Artificial main network	R&S	ENV216	102191	2024-12-02	2026-12-01
EMI Test Receiver	R&S	ESR	101667	2025-05-06	2026-05-05
Software	R&S	EMC32	10.35.10	/	/

This report shall not be reproduced except in full, without the written approval of Eurofins TA Technology (Shanghai) Co., Ltd.

8. The EUT Appearance

Refer to *EUT Appearance*.

This report shall not be reproduced except in full, without the written approval of Eurofins TA Technology (Shanghai) Co., Ltd.

9. Test Setup Photos

Refer to *Part15E Test Setup.*

******** END OF REPORT ********

This report shall not be reproduced except in full, without the written approval of Eurofins TA Technology (Shanghai) Co., Ltd.