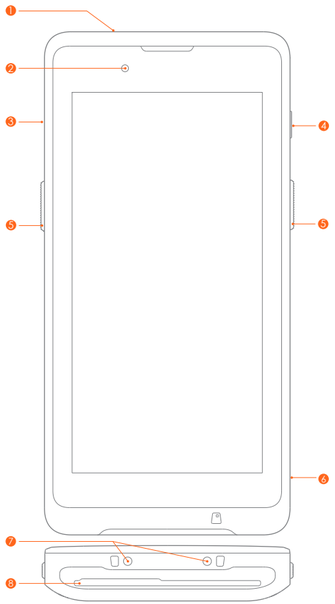

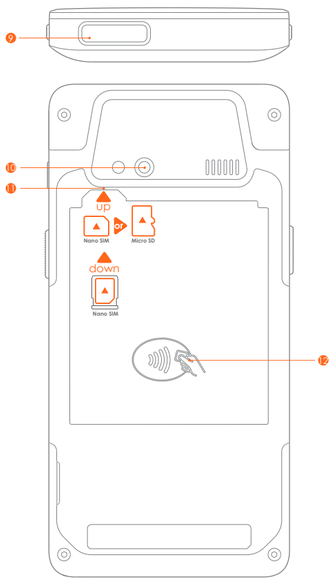

Inicio rápido

1 Lector de tarjetas magnéticas
Se utiliza para leer la información almacenada en la banda magnética de tarjetas bancarias.

2 Cámara frontal (opcional)
Para fotografiar y escanear códigos 1D/2D de forma rápida.

3 USB Tipo C
Se utiliza para cargar equipos y para la depuración por parte de desarrolladores.

4 Botón de encendido
Pulsación corta: activa la pantalla, bloquea la pantalla.
Pulsación larga: cuando el dispositivo está apagado, presione durante 2-3 segundos para encenderlo.
En funcionamiento normal, presione durante 2-3 segundos y seleccione apagar o reiniciar.
Mantenga presionado durante 11 segundos cuando el sistema esté bloqueado para realizar un reinicio automático.

5 Teclas de Función(opcional)
Pueden configurarse como teclas de lectura de códigos de barras, teclas de volumen u otras funciones

6 Ranura para tarjetas PSAM
Se utiliza para insertar tarjetas PSAM.

7 Conector Pogo
Para conectar a la terminal base. (Se debe comprar la terminal base por separado)

8 Receptor de Tarjetas IC
Se utiliza para insertar tarjetas bancarias con chip.

9 Escáner bidimensional de códigos (opcional)
Se utiliza para leer códigos de productos y códigos de pagos móviles.
Atención: no lo mire directamente con los ojos.

10 Cámara trasera
Para fotografiar y escanear códigos 1D/2D de forma rápida.

11 Ranura para tarjeta Nano-SIM / Ranura para tarjeta Micro-SD
Soporta al mismo tiempo una tarjeta Nano-SIM y una tarjeta Micro-SD o 2 tarjetas Nano-SIM.

12 Lector NFC
Se utiliza para detectar tarjetas Quick Pass.

Avisos

Advertencia de Seguridad

Conecte el enchufe de CA al conector CA que corresponde a la entrada marcada del adaptador de corriente;
Para evitar lesiones, personas no autorizadas no deben abrir el adaptador de corriente;
Este es un producto Clase A. Este producto puede causar interferencias de radio en entornos habitables.
En ese caso, es posible que el usuario deba tomar las medidas adecuadas contra las interferencias.
No abra el dispositivo en lugares peligrosos.
Reemplazo de la batería:
1.¡Puede haber peligro de explosión si se reemplaza por una batería incorrecta!
2.La batería que se reemplazó deberá ser desechada por personal de mantenimiento, ¡y por favor no la arroje al fuego!

Instrucciones de Seguridad Importantes

No instale ni utilice el dispositivo durante tormentas eléctricas para evitar posibles riesgos de descargas eléctricas;
Por favor, desconecte la energía inmediatamente si nota olor, calor o humo anormal;
El cortador de papel está afilado, ¡no lo toque!

Señales de advertencia

Advertencia Solo se puede utilizar la batería T6810, fabricante: Shanghai Sunmi Technology Co., Ltd.
Advertencia No reemplace la batería si hay una atmósfera explosiva.
Advertencia No cargue la batería en lugares peligrosos.

Sugerencias

No utilice la terminal cerca de agua o humedad para evitar que le caiga líquido adentro;
No utilice la terminal en ambientes extremadamente fríos o calientes, como cerca de llamas o cigarrillos encendidos;
No deje caer, arroje o doble el dispositivo;
Utilice la terminal en un entorno limpio y libre de polvo, si es posible, para evitar que le caigan objetos pequeños adentro;
Por favor, no utilice la terminal cerca de equipos médicos sin tener permiso.

Descargo de responsabilidad

Como resultado de la actualización del producto, es posible que algunos detalles de este documento no coincidan con el producto y el producto real será la guía. La Compañía se reserva el derecho de interpretación de este documento. La Compañía también se reserva el derecho de modificar esta especificación sin previo aviso.

Avisos

Declaraciones

La Compañía no asume responsabilidades por las siguientes acciones:
Daños causados por uso y mantenimiento sin cumplir con las condiciones especificadas en esta guía;
La Compañía no asumirá ninguna responsabilidad por los daños o problemas causados por artículos opcionales o de consumo (en lugar de los productos iniciales o productos aprobados por la Compañía). El cliente no tiene derecho a cambiar o modificar el producto sin nuestro consentimiento.
El sistema operativo del producto es compatible con las actualizaciones oficiales del sistema, pero si se cambia el sistema operativo a un sistema ROM de terceros o se alteran los archivos del sistema mediante acceso forzando el sistema, puede causar inestabilidad en el sistema al igual que riesgos y amenazas de seguridad.

Technical features and characteristic

Mode/Band	Frequency	Power(dBm)
GSM 900	880-915(TX),925-960(RX)	32.11dBm
DCS1800	1710-1785(TX),1805-1880(RX)	28.99dBm
WCDMA Band 1	1920-1980 MHz(TX), 2110-2170 MHz(RX)	22.28dBm
WCDMA Band 5	824-849MHz(TX), 869-894MHz(RX)	22.57dBm
WCDMA Band 8	880-915 MHz(TX), 925-960 MHz(RX)	22.79dBm
LTE Band 1	1920-1980 MHz(TX), 2110-2170 MHz(RX)	22.91dBm
LTE Band 3	1710-1785 MHz(TX), 1805-1880 MHz(RX)	22.91dBm
LTE Band 5	824-849MHz(TX), 869-894MHz(RX)	23.06dBm
LTE Band 7	2500-2570 MHz(TX), 2620-2690 MHz(RX)	22.85dBm
LTE Band 8	880-915 MHz(TX), 925-960 MHz(RX)	22.52dBm
LTE Band 20	832-862 MHz(TX), 791-821 MHz(RX)	22.45dBm
LTE Band 38	2570-2620 MHz(TX), 2570-2620 MHz(RX)	23.41dBm
LTE Band 40	2300-2400 MHz(TX), 2300-2400 MHz(RX)	22.96dBm
LTE Band 41	2535-2655MHz(TX), 2535-2655 MHz(RX)	23.30dBm
BT	2402-2480MHz(TX/RX)	9.74dBm
BLE	2402-2480MHz(TX/RX)	-0.65dBm
2.4G WIFI	2412-2472MHz(TX/RX)	17.70dBm
5G Wifi Band 1	5150-5250MHz	14.24dBm
5G Wifi Band 2	5725-5850MHz	13.47dBm
GPS/Galileo/-Glonass/BeiDou	1559-1610 MHz	- -
NFC	13.56MHz	- -

Fabricación

Shanghai Sunmi Technology Co., Ltd.
Habitación 505, Calle Song Hu No.388, Distrito Yang Pu, Shanghái, China

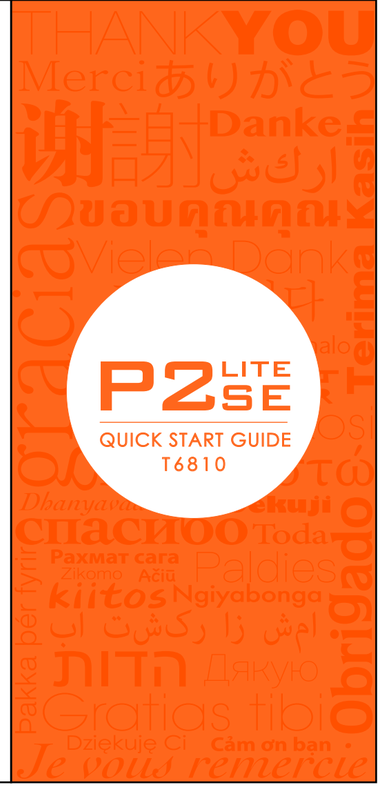

封面

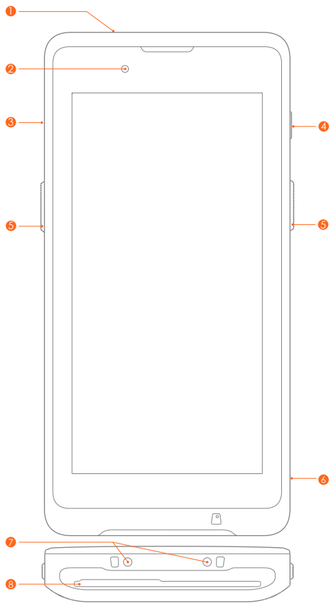

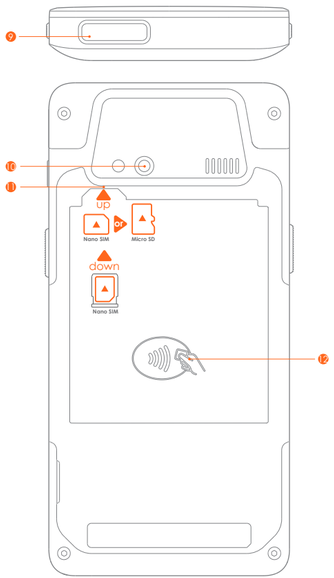

Quick start

❶ Magnetic card reader
Used for reading the information stored in the magnetic stripe of bank card.

❷ Front-facing camera (optional)
Supports photographing and 1D/2D code quick scanning.

❸ Type-C USB
Used for charging equipment and debugging by developers.

❹ Power button
Short press: wake up the screen, lock the screen.
Long press: long press for 2-3 seconds in power off mode to switch on the device.
Long press for 2-3 seconds in normal operation mode to select power off or reboot.
Long press for 11 seconds when system is frozen for automatic reboot.

❺ Function Key(optional)
Can be configured as barcode scan keys, volume keys, or other functions

❻ PSAM card slot
Used for inserting the PSAM Card.

❼ Pogo pin
To connect to dock.(Need to buy dock separately)

❽ IC Card socket
Used for inserting the bank chip card.

❾ Two dimensional code scanner(optional)
Used to read commodity code and mobile payment code.
Attention: do not look directly into the eyes.

❿ Rear camera
Supports photographing and 1D/2D code quick scanning.

⓫ Nano-SIM Card Slot / Micro-SD Card Slot
Supports 1 Nano-SIM card plus 1 Micro-SD card, or 2 Nano-SIM cards at the same time.

⓬ NFC reader
Used for sensing Quick Pass Card.

Notices

Safety Warning

Connect the AC plug to the AC socket corresponding to the marked input of the power adapter;
To avoid injury, unauthorized persons shall not open the power adapter;
This is a Class A product. This product may cause radio interference in living environments.
In that case, the user may be required to take adequate measures against interference.
Do not open the device in hazardous location.
Battery replacement:
1.Explosion danger may arise if replacing with the wrong battery!
2.The replaced battery shall be disposed of by maintenance personnel, and please do not throw it into fire!

Significant Safety Instructions

Do not install or use the device during lightning storms to avoid the potential risks of lightning shock;
Please turn off the power immediately if you notice abnormal odor, heat or smoke;
The paper cutter is sharp, please do not touch!

Suggestions

Do not use the terminal near water or moisture to prevent liquid from falling into the terminal;
Do not use the terminal in extremely cold or hot environments, such as near flames or lit cigarettes;
Do not drop, throw or bend the device;
Use the terminal in a clean and dust-free environment if possible to prevent small items from falling into the terminal;
Please do not use the terminal near medical equipment without permission.

Statements

The Company does not assume responsibilities for the following actions:
Damages caused by use and maintenance without complying with the conditions specified in this guide;
The Company will not assume any responsibilities for the damages or problemscaused by optional items or consumables (rather than the initial products or approved-products of the Company). The customer is not entitled to change or modify the product without our consent.
The product's operating system supports official systemupdates, but if you change the operating system into a third party ROM system or alter the system files by system cracking, it may cause system instability and security risks and threats.

Notices

Disclaimer

As a result of product upgrading, some details in this document may not match the product, and the actual product shall govern. The Company reserves the right of interpretation of this document. The Company also reserves the right toalter this specification without prior notice.

Warning Signs

Warning: Only T6810 battery can be used, manufacturer: Shanghai Sunmi Technology Co., Ltd.
Warning: Do not replace the battery when an explosive atmosphere is present.
Warning: Do not charge the battery in hazardous location.

Technical specifications

PRODUCT SAFETY WARNINGS

To prevent possible injury, please read all instructions and safety information before you use the product.
Operating temperature: -10℃ ~ 50 ℃,
Storage temperature: -20 ℃ ~ 60 ℃.

Battery safety

Charge battery only at ambient temperatures ranging from 0℃ to 45℃.
(1) CAUTION: Danger of explosion if battery is incorrectly replaced.
Replace only with the same or equivalent type of battery recommended by the manufacturer.
Dispose of used batteries according to the battery manufacturer's instructions.
(2) CAUTION: Risk of explosion if battery is replaced by an incorrect type.

* The product information listed on this page may be updated from time to time due to product upgrades or other reasons.SUNMI reserves the right to modify the product information and contents on this page without notice.

RF Exposure Statement (SAR)

This device has been tested and meets EU, FCC and IC RSS-102 applicable limits for radio frequency (RF) exposure.
Please visit: www.sunmi.com.
This equipment complies with FCC radiation exposure limits set forth for an uncontrolled environment.
End user must follow the specific operating instructions for satisfying RF exposure compliance. This transmitter must not be colocated or operating in conjunction with any other antenna or transmitter.
The portable device is designed to meet the requirements for exposure to radio waves established by the Federal Communications Commission (USA). These requirements set a SAR limit of 1.6 W/kg for body&Head and 4W/kg for extremity averaged over one gram of tissue.
The highest SAR value reported under this standard during product certification for use when properly worn on the body.
The minimum separation distance for body-wom accessories is 10mm, the minimum separation distance for Extremity is 0mm.

FCC compliance statement

This device complies with Part 15 of the FCC Rules. Operation is subject to the following two conditions: (1) this device may not cause harmful interference, and (2) this device must accept any interference received, including interference that may cause undesired operation.
Note: This equipment has been tested and found to comply with the limits for a Class B digital device, pursuant to part 15 of the FCC Rules. These limits are designed to provide reasonable protection against harmful interference in a residential installation.This equipment generates, uses and can radiate radio frequency energy and, if not installed and used in accordance with the instructions, may cause harmful interference to radio communications. However, there is no guarantee that interference will not occur in a particular installation. If this equipment does cause harmful interference to radio or television reception, which can be determined by turning the equipment off and on, the user is encouraged to try to correct the interference by one or more of the following measures:
—Reorient or relocate the receiving antenna.
—Increase the separation between the equipment and receiver.
—Connect the equipment into an outlet on a circuit different from that to which the receiver is connected.
—Consult the dealer or an experienced radio/TV technician for help.
Caution: The user is cautioned that changes or modifications not expressly approved by the
party responsible for compliance could void the user's authority to operate the equipment.

ISED Canada compliance statements

This device complies with ISED Canada licence-exempt RSS standard(s). Operation is subject to the following two conditions: (1) this device may not cause interference, and (2) this device must accept any interference, including interference that may cause undesired operation of the device.

Le présent appareil est conforme aux CNR d'ISDE Canada applicables aux appareils radio exempts de licence.
L'exploitation est autorisée aux deux conditions suivantes:(1) L'appareil ne doit pas produire de brouillage, et (2) L'appareil doit accepter tout brouillage radioélectrique subi, même si le brouillage est susceptible d'en compromettre le fonctionnement.

the device for operation in the band 5150-5250 MHz is only for indoor use to reduce the potential for harmful interference to co-channel mobile satellite systems;

Les dispositifs fonctionnant dans la bande 5150-5250 MHz sont réservés uniquement pour une utilisation à l'intérieur afin de réduire les risques de brouillage préjudiciable aux systèmes de satellites mobiles utilisant les mêmes canaux.

EU regulatory conformance

Conformity CE

Hereby, Shanghai Sunmi Technology Co., Ltd. declares that this device is in compliance with the essential requirements and other relevant provisions of Radio Equipment Directive 2014/53/EU.The full text of the EU declaration of conformity is available at the following internet address:
https://developer.sunmi.com/docs/read/en-US/maaeghjk480

INFORMATION ABOUT THE SOFTWARE

The description of accessories and components, including software, which allow the radio equipment to operate as intended, can be obtained in the full text of the EU declaration of conformity at the following internet address:
https://developer.sunmi.com/docs/read/en-US/maaeghjk480

RESTRICTIONS OF USE

5150-5350MHz only be used by indoor.

	AT	BE	BG	CY	CZ	DE	DK	EE	ES	FI	FR
	GR	HU	IE	IT	LT	LU	LV	MT	NL	PL	PT
	RO	SE	SI	SK	UK (NI)						

EU Representative :SUNMI France SAS
186,avenue Thiers,69006 Lyon,France

This symbol means that it is forbidden to dispose the product of with normal household waste. At the end of the product life cycle, waste equipment should be taken to designated collection points, returned to the distributor when purchasing a new product, or contact your local authority representative for detailed information on WEEE recycling.

External power supply:
Charger your device with the TPA-46050200VU (EU plug) and TPA-46050100VU (EU plug) and TPA-05A050200BU01（UK plug）hat supplied by SHENZHEN TIANYIN ELECTRONICS CO., LTD. and UC13EU (EU plug) , UC11EU (EU plug) and UC13UK（UK plug） that supplied by Jiangsu Chenyang Electron Co., Ltd.

Manufacture
Shanghai Sunmi Technology Co., Ltd.
Room 505, No.388 Song Hu Road, Yang Pu District, Shanghai, China

M05054299

封底

V1.1_20221111_修改储存卡位置示意，扫码头朝向以及PSAM卡
V1.2_20221125_增加频段表+适配器说明文字
V1.3_20221202_适配器信息变更
V1.4_20221209_SAR值新增FCC&IC说明字段

PANTONE 165C　PANTONE Orange 021C

制作工艺说明
成品尺寸：70mm × 150mm
工艺：黑色印刷+2专，7折
材质：108g 雅粉纸