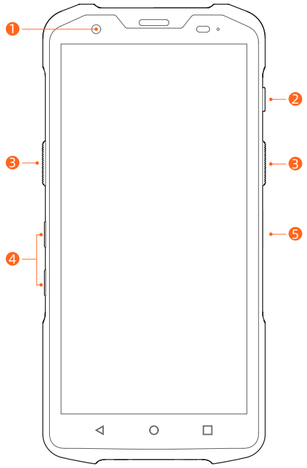

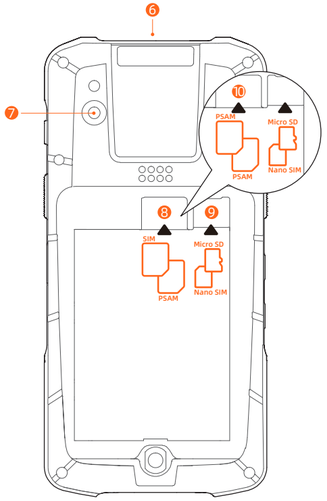

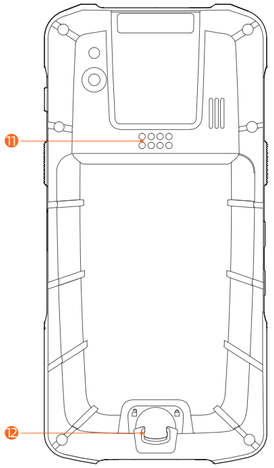

Quick Start Guide

❶ Front Camera (Optional)

❷ Power Button
Short press: Turn on/lock the screen.
Long press: When the device is off, press for 2-3 seconds to start the device.
When the device is on, press for 2-3 seconds to shut the device down or restart the device.
When the system crashes, press for 11 seconds to restart the device.

❸ Scan Button
Short press the button to enable scanning function.

❹ Volume Button
Volume up/down.

❺ Function Button
You can set a shortcut function.

❻ Barcode Scanner (Optional)
For data collection through scanning.
Caution: Bright light. Do not stare into beam.

❼ Rear Camera
For photo taking and 1D/2D barcode scanning.

❽ SIM Card Slot/PSAM Card Slot (Optional)
You can insert a SIM card and a PSAM card.

❾ Micro SD Card Slot/Nano SIM Card Slot
You can insert a Micro SD card and a Nano SIM card.

❿ Dual PSAM Card Slot (Optional)
You can insert PSAM cards.

⓫ PIN for Extension (Optional)
It can be used to connect a handheld barcode scanner, an UHF RFID reader, or an accessory for ETC or temperature measurement.

⓬ Back Cover Lock
Lift the knob and rotate it to open the battery cover.
Note: The battery cover should be installed on the device, otherwise it will affect normal use.

Notices

Safety Warning

· Connect the AC plug to the AC socket corresponding to the marked input of the power adapter;
To avoid injury, unauthorized persons shall not open the power adapter;
· This is a Class B product. This product may cause radio interference in living environments.
In that case, the user may be required to take adequate measures against interference.
· Battery replacement:
1.Explosion danger may arise if replacing with the wrong battery!
2.The replaced battery shall be disposed of by maintenance personnel, and please do not throw it into fire!

Significant Safety Instructions

· Do not install or use the device during lightning storms to avoid the potential risks of lightning shock;
· Please turn off the power immediately if you notice abnormal odor, heat or smoke;

Suggestions

· Do not use the terminal near water or moisture to prevent liquid from falling into the terminal;
· Do not use the terminal in extremely cold or hot environments, such as near flames or lit cigarettes;
· Do not drop, throw or bend the device;
· Use the terminal in a clean and dust-free environment if possible to prevent small items from falling into the terminal;
· Please do not use the terminal near medical equipment without permission.

Statements

The Company does not assume responsibilities for the following actions:
· Damages caused by use and maintenance without complying with the conditions specified in this guide;
· The Company will not assume any responsibilities for the damages or problems caused by optional items or consumables (rather than the initial products or approved products of the Company). The customer is not entitled to change or modify the product without our consent.
· The product's operating system supports official system updates, but if you change the operating system into a third party ROM system or alter the system files by system cracking, it may cause system instability and security risks and threats.

Disclaimer

As a result of product upgrading, some details in this document may not match the product, and the actual product shall prevail. The Company reserves the right of interpretation of this document. The Company also reserves the right to alter this document without prior notice.

Table for Names and Content Identification of Toxic and Hazardous Substances in this Product

Part Name	Toxic or Hazardous Substances and Elements									
	Pb	Hg	Cd	Cr(VI)	PBB	PBDE	DEHP	DBP	BBP	DIBP
Circuit Board Component	×	○	○	○	○	○	○	○	○	○
Structural Component	○	○	○	○	○	○	○	○	○	○
Packaging Component	○	○	○	○	○	○	○	○	○	○

○: indicates that the content of the toxic and hazardous substance in all homogeneous materials of the component is below the limit specified in SJ/T 11363-2006.

×: indicates that the content of the toxic and hazardous substance in at least one homogeneous material of the component exceeds the limit stipulated in SJ/T 11363-2006. However, as for the reason, because there is no mature and replaceable technology in the industry at present.

The products that have reached or exceeded environmental protection service life should be recycled and reused according to the Regulations on Control and Management of Electronic Information Products, and should not be discarded randomly.

FCC Statement
Any Changes or modifications not expressly approved by the party responsible for compliance could void the user's authority to operate the equipment.
This device complies with part 15 of the FCC Rules. Operation is subject to the following two conditions:
(1) This device may not cause harmful interference, and
(2) This device must accept any interference received, including interference that may cause undesired operation.

Note：This equipment has been tested and found to comply with the limits for a Class B digital device, pursuant to part 15 of the FCC Rules. These limits are designed to provide reasonable protection against harmful interference in a residential installation. This equipment generates,uses and can radiate radio frequency energy and, if not installed and used in accordance with the instructions, may cause harmful interference to radio communications. However, there is no guarantee that interference will not occur in a particular installation. If this equipment does cause harmful interference to radio or television reception, which can be determined by turning the equipment off and on, the user is encouraged to try to correct the interference by one or more of the following measures:
—Reorient or relocate the receiving antenna.
—Increase the separation between the equipment and receiver.
—Connect the equipment into an outlet on a circuit different from that to which the receiver is connected.
—Consult the dealer or an experienced radio/TV technician for help.

Manufacture
Shanghai Sunmi Technology Co., Ltd.
Room 605, Block 7, KIC Plaza, No.388 Song Hu Road, Yang Pu District, Shanghai 200433 China

编号：M0505Z038
B

RF Exposure Information (SAR) :
This device meets the government's requirements for exposure to radio waves. This device is designed and manufactured not to exceed the emission limits for exposure to radio frequency (RF) energy set by the Federal Communications Commission of the U.S. Government.
The exposure standard for wireless devices employs a unit of measurement known as the Specific Absorption Rate, or SAR. The SAR limit set by the FCC is 1.6 W/kg. *Tests for SAR are conducted using standard operating positions accepted by the FCC with the device transmitting at its highest certified power level in all tested frequency bands.
Although the SAR is determined at the highest certified power level, the actual SAR level of the device while operating can be well below the maximum value. This is because the device is designed to operate at multiple power levels so as to use only the poser required to reach the network. In general, the closer you are to a wireless base station antenna, the lower the power output.
The highest SAR value for the device as reported to the FCC when tested for use at the ear is 1.32W/kg and when worn on the body, as described in this user guide, is 0.98W/kg (Body-worn measurements differ among devices, depending upon available enhancements and FCC requirements.) While there may be differences between the SAR levels of various devices and at various positions, they all meet the government requirement. The FCC has granted an Equipment Authorization for this device with all reported SAR levels evaluated as in compliance with the FCC RF exposure guidelines. SAR information on this device is on file with the FCC and can be found under the Display Grant section of http://www.fcc.gov/oet/fccid after searching on
FCC ID: 2AH25T8910B
For body worn operation, this device has been tested and meets the FCC RF exposure guidelines for use with an accessory that contains no metal and the positions the device a minimum of 10mm from the body . Use of other enhancements may not ensure compliance with FCC RF exposure guidelines.
For handheld operating condition, SAR meets with FCC limit 4.0W/kg.

GSM850: 824-849MHz (TX); 869-894MHz (RX);
DCS1900: 1850-1910MHz(TX); 1930-1990 MHz (RX)
WCDMA Band II: 1850-1910MHz(TX), 1930-1990MHz(RX)
WCDMA Band V: 824-849 MHz(TX), 869-894 MHz(RX)
LTE Band 2: 1850-1910MHz(TX), 1930-1990MHz(RX)
LTE Band 4: 1710-17855 MHz(TX), 2110-2155MHz(RX)
LTE Band 5:824-849MHz(TX),869-894 MHz(RX)
LTE Band 7: 2500-2570 MHz(TX), 2620-2690 MHz(RX)
LTE Band 12: 699-716 MHz(TX), 729-746 MHz(RX)
LTE Band 17: 704-716 MHz(TX), 734-746 MHz(RX)
LTE Band 25: 1850-1915 MHz(TX), 1930-1995MHz(RX)
LTE Band 26: 814-849 MHz(TX), 859-894 MHz(RX)
LTE Band 38: 2570-2620 MHz(TX), 2570-2620 MHz(RX)
LTE Band 40 Lower: 2305-2315 MHz(TX), 2305-2315 MHz(RX)
LTE Band 40 Upper:2350-2360 MHz(TX),2350-2360 MHz(RX)
LTE Band 41:2555-2655 MHz(TX),2555-2655 MHz(RX)
LTE Band 66:1710-1780 MHz(TX),2110-2200MHz(RX)
2.4G Wi-Fi: 2412-2462 MHz(b/g/n20), 2422-2452 MHz(n40)
5G WIFI ：Band 1: 5150~5250 MHz, Band 4: 5725~5850 MHz
BLE/BT: 2402-2480 MHz
NFC：13.56MHz
RFID：915.0~924.8 MHz