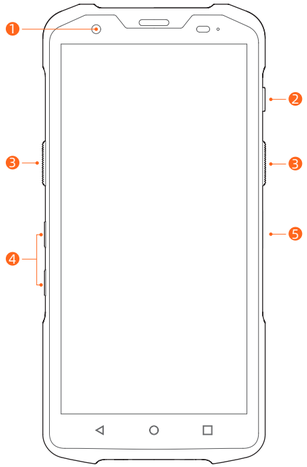

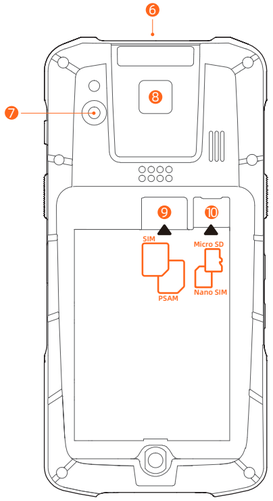

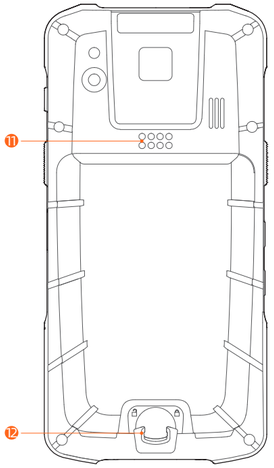

Quick Start Guide

❶ Front Camera

❷ Power Button
Short press: Turn on/lock the screen.
Long press: When the device is off, press for 2-3 seconds to start the device.
When the device is on, press for 2-3 seconds to shut the device down or restart the device.
When the system crashes, press for 11 seconds to restart the device.

❸ Scan Button
Short press the button to enable scanning function.

❹ Volume Button
Volume up/down.

❺ Function Button
You can set a shortcut function.

❻ Barcode Scanner
For data collection through scanning.
Caution: Bright light. Do not stare into beam.

❼ Rear Camera
For photo taking and 1D/2D barcode scanning.

❽ Fingerprint (Optional)
Used for fingerprint unlocking devices and related applications.

❾ SIM Card Slot/PSAM Card Slot
You can insert a SIM card and a PSAM card.

❿ Micro SD Card Slot/Nano SIM Card Slot
You can insert a Micro SD card and a Nano SIM card.

⓫ PIN for Extension
For connecting related accessories.

⓬ Back Cover Lock
Lift the knob and rotate it to open the battery cover.
Note: The battery cover should be installed on the device, otherwise it will affect normal use.

Notices

Safety Warning

· Connect the AC plug to the AC socket corresponding to the marked input of the power adapter;To avoid injury, unauthorized persons shall not open the power adapter;
· This is a Class A product. This product may cause radio interference in living environments.In that case, the user may be required to take adequate measures against interference.
· Battery replacement:
1.Explosion danger may arise if replacing with the wrong battery!
2.The replaced battery shall be disposed of by maintenance personnel, and please do not throw it into fire!

Significant Safety Instructions

· Do not install or use the device during lightning storms to avoid the potential risks of lightning shock;
· Please turn off the power immediately if you notice abnormal odor, heat or smoke;

Suggestions

· Do not use the terminal near water or moisture to prevent liquid from falling into the terminal;
· Do not use the terminal in extremely cold or hot environments, such as near flames or lit cigarettes;
· Do not drop, throw or bend the device;
· Use the terminal in a clean and dust-free environment if possible to prevent small items from falling into the terminal;
· Please do not use the terminal near medical equipment without permission;
· The operating temperature should be-22℃~55℃.

Statements

The Company does not assume responsibilities for the following actions:
· Damages caused by use and maintenance without complying with the conditions specified in this guide;
· The Company will not assume any responsibilities for the damages or problems caused by optional items or consumables (rather than the initial products or approved products of the Company). The customer is not entitled to change or modify the product without our consent.
· The product's operating system supports official system updates, but if you change the operating system into a third party ROM system or alter the system files by system cracking, it may cause system instability and security risks and threats.

Disclaimer

As a result of product upgrading, some details in this document may not match the product, and the actual product shall prevail. The Company reserves the right of interpretation of this document. The Company also reserves the right to alter this document without prior notice.

Technical specifications

For more technical specifications, please visit: www.sunmi.com.

PRODUCT SAFETY WARNINGS

To prevent possible injury, please read all instructions and safety information before you use the product.
Operating temperature:-20℃~55℃
Storage temperature: -40℃~70℃

Battery safety

Charge battery only at ambient temperatures ranging from -20℃ to 60℃.
(1) CAUTION: Danger of explosion if battery is incorrectly replaced. Replace only with the same or equivalent type of battery recommended by the manufacturer.
Dispose of used batteries according to the battery manufacturer's instructions.
(2) CAUTION: RISK OF EXPLOSION IF BATTERY IS REPLACED BY AN INCORRECT TYPE.

* The product information listed on this page may be updated from time to time due to product upgrades or other reasons. SUNMI reserves the right to modify the product information and contents on this page without notice.

CE certification information (SAR)

This device was tested for typical body-worn operations with the back of the handset kept 0mm away. To maintain compliance with RF exposure requirements, use accessories that maintain a 0mm separation distance between the user's body and the back of the handset. The use of belt clips, holsters and similar accessories should not contain metallic components in its assembly. The use of accessories that do not satisfy these requirements may not comply with RF exposure requirements, and should be avoided.
If you are using pacemaker, hearing aid, cochlear implant or other device, please use the phone according to the doctor's advice.

AT	BE	BG	CY	CZ	DE	DK	EE	ES	FI	FR	
GR	HU	IE	IT	LT	LU	LV	MT	NL	PL	PT	
RO	SE	SI	SK	UK (NI)							

EU Representative :SUNMI France SAS
186,avenue Thiers,69006 Lyon,France

This symbol means that it is forbidden to dispose the product of with normal household waste. At the end of the product life cycle, waste equipment should be taken to designated collection points, returned to the distributor when purchasing a new product, or contact your local authority representative for detailed information on WEEE recycling.

EU regulatory conformance

Conformity CE

Hereby,Shanghai Sunmi Technology Co., Ltd.declares that the Smart POS Terminal (Model NO .:T8920) is in compliance with the essential requirements and other relevant provisions of RED 2014/53/EU.The full text of the EU declaration of conformity is available at the following internet address: www.sunmi.com

INFORMATION ABOUT THE SOFTWARE

The description of accessories and components, including software, which allow the radio equipment to operate as intended, can be obtained in the full text of the EU declaration of conformity at the following internet address: www.sunmi.com

RESTRICTIONS OF USE

The 5150-5350MHz band is restricted to indoor use in the UK and for the following countries.

FCC Statement

This device complies with Part 15 of the FCC Rules. Operation is subject to the following two conditions: (1) this device may not cause harmful interference, and (2) this device must accept any interference received, including interference that may cause undesired operation.

Note: This equipment has been tested and found to comply with the limits for a Class B digital device, pursuant to part 15 of the FCC Rules. These limits are designed to provide reasonable protection against harmful interference in a residential installation.This equipment generates, uses and can radiate radio frequency energy and, if not installed and used in accordance with the instructions, may cause harmful interference to radio communications. However, there is no guarantee that interference will not occur in a particular installation. If this equipment does cause harmful interference to radio or television reception, which can be determined by turning the equipment off and on, the user is encouraged to try to correct the interference by one or more of the following measures:
—Reorient or relocate the receiving antenna.
—Increase the separation between the equipment and receiver.
—Connect the equipment into an outlet on a circuit different from that to which the receiver is connected.
—Consult the dealer or an experienced radio/TV technician for help.

Caution: The user is cautioned that changes or modifications not expressly approved by the party responsible for compliance could void the user's authority to operate the equipment.

RF Exposure Statement (SAR)

This device has been tested and meets EU, FCC and IC RSS-102 applicable limits for radio frequency (RF) exposure.

For FCC&IC, the minimum separation distance for body-worn accessories is 10mm.

ISED Canada compliance statements

This device complies with ISED Canada licence-exempt RSS standard(s). Operation is subject to the following two conditions: (1) this device may not cause interference, and (2) this device must accept any interference, including interference that may cause undesired operation of the device.

Le présent appareil est conforme aux CNR d'ISDE Canada applicables aux appareils radio exempts de licence. L'exploitation est autorisée aux deux conditions suivantes:(1) L'appareil ne doit pas produire de brouillage, et (2) L'appareil doit accepter tout brouillage radioélectrique subi, même si le brouillage est susceptible d'en compromettre le fonctionnement.

the device for operation in the band 5150-5250 MHz is only for indoor use to reduce the potential for harmful interference to co-channel mobile satellite systems;

Les dispositifs fonctionnant dans la bande 5150-5250 MHz sont réservés uniquement pour une utilisation à l'intérieur afin de réduire les risques de brouillage préjudiciable aux systèmes de satellites mobiles utilisant les mêmes canaux.

Manufacture

Shanghai Sunmi Technology Co., Ltd. Room 505, KIC Plaza, No.388 Song Hu Road, Yang Pu District, Shanghai, China