Test Mode	LTE Band 5_QPSK_TX CH20525_15KHz

Vertical

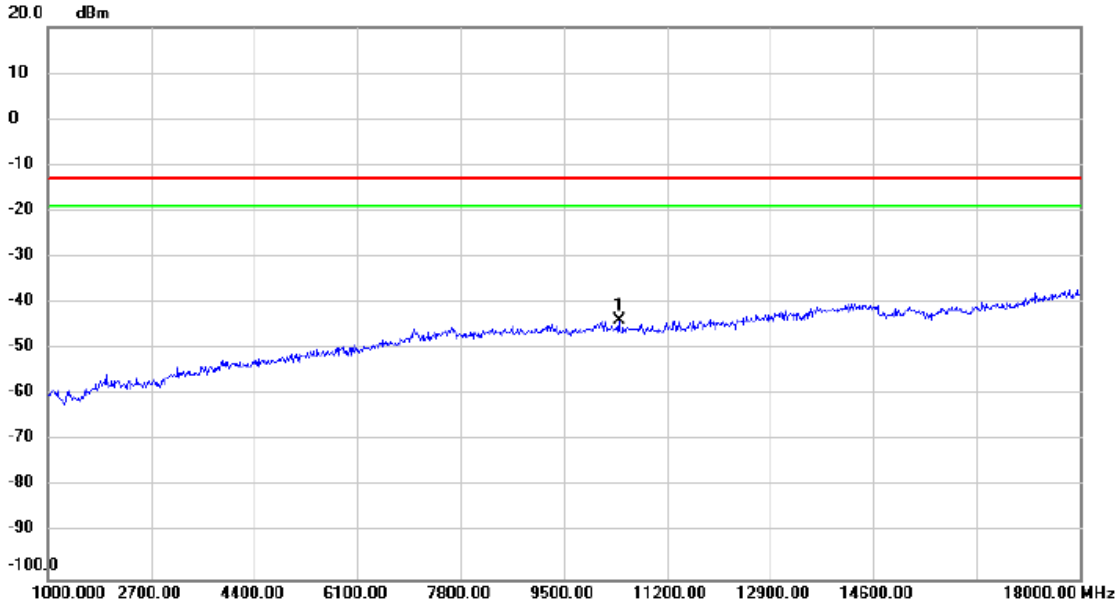

No.	Mk.	Freq.	Reading Level	Correct Factor	Measure-ment	Limit	Margin		
		MHz	dBm	dB	dBm	dBm	dB	Detector	Comment
1	*	10409.500	-55.93	12.32	-43.61	-13.00	-30.61	peak	

Test Mode	LTE Band 5_QPSK_TX CH20525_15KHz

Horizontal

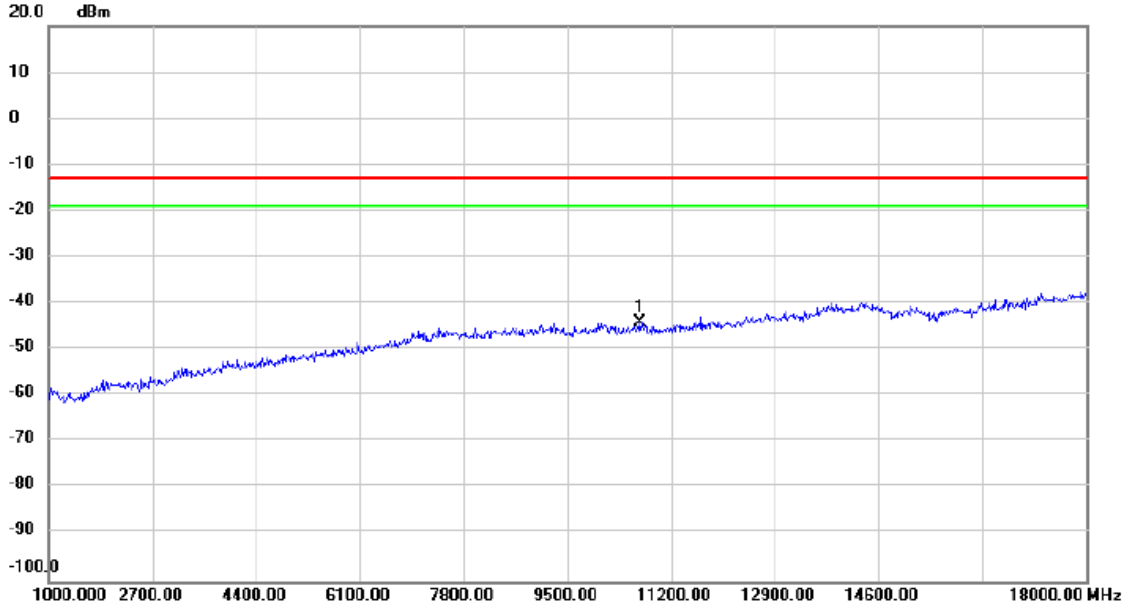

No.	Mk.	Freq.	Reading Level	Correct Factor	Measure-ment	Limit	Margin		
		MHz	dBm	dB	dBm	dBm	dB	Detector	Comment
1	*	10681.500	-56.57	12.52	-44.05	-13.00	-31.05	peak	

Test Mode	LTE Band 26_QPSK_TX CH26925_3.75KHz

Vertical

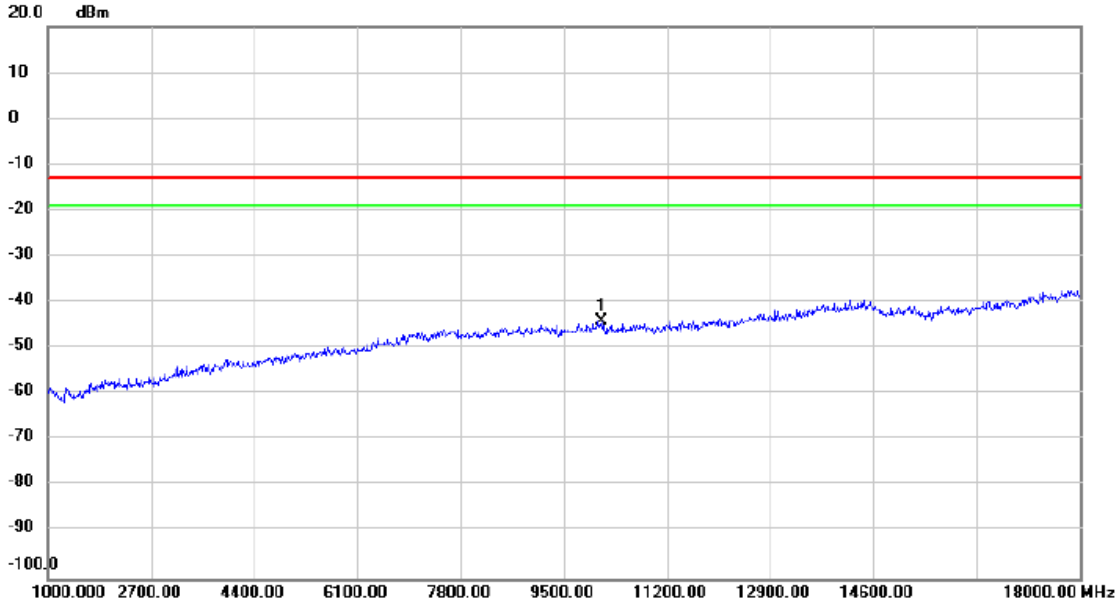

No.	Mk.	Freq.	Reading Level	Correct Factor	Measure-ment	Limit	Margin		
		MHz	dBm	dB	dBm	dBm	dB	Detector	Comment
1	*	10120.500	-56.28	12.14	-44.14	-13.00	-31.14	peak	

Test Mode	LTE Band 26_QPSK_TX CH26925_3.75KHz

Horizontal

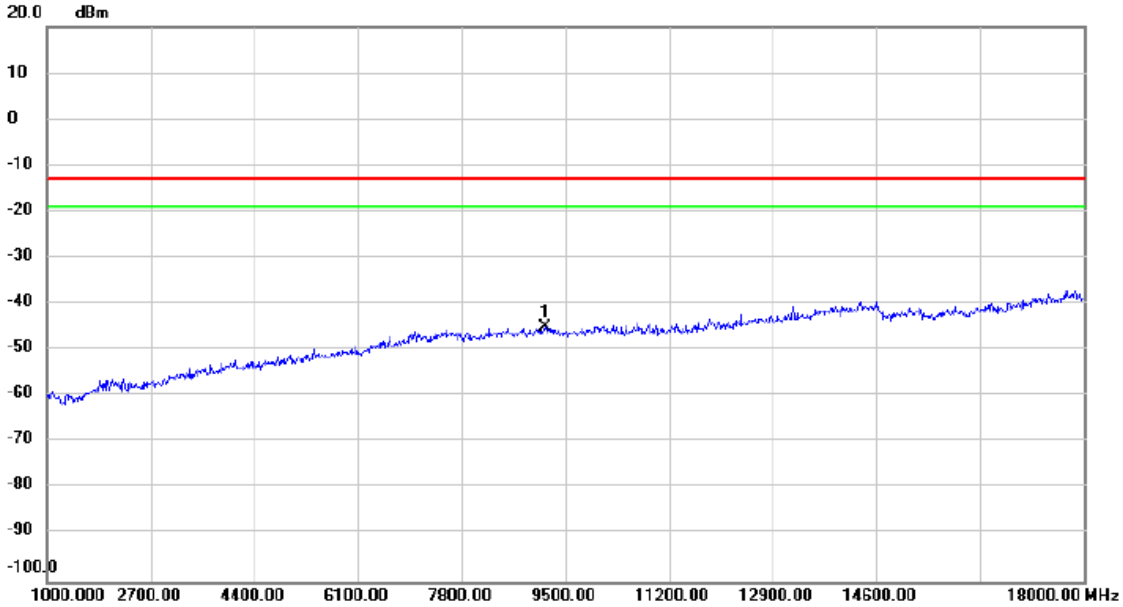

No.	Mk.	Freq.	Reading Level	Correct Factor	Measure-ment	Limit	Margin		
		MHz	dBm	dB	dBm	dBm	dB	Detector	Comment
1	*	9168.500	-56.32	11.42	-44.90	-13.00	-31.90	peak	

Test Mode	LTE Band 26_QPSK_TX CH26925_15KHz

Vertical

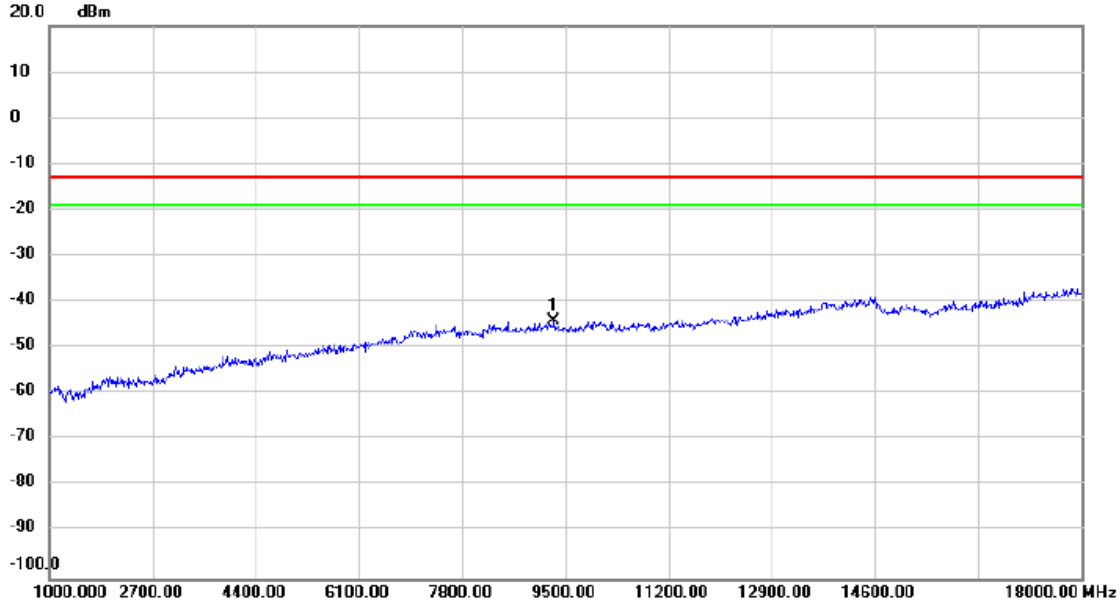

No.	Mk.	Freq.	Reading Level	Correct Factor	Measure-ment	Limit	Margin		
		MHz	dBm	dB	dBm	dBm	dB	Detector	Comment
1	*	9313.000	-55.48	11.33	-44.15	-13.00	-31.15	peak	

Test Mode	LTE Band 26_QPSK_TX CH26925_15KHz

Horizontal

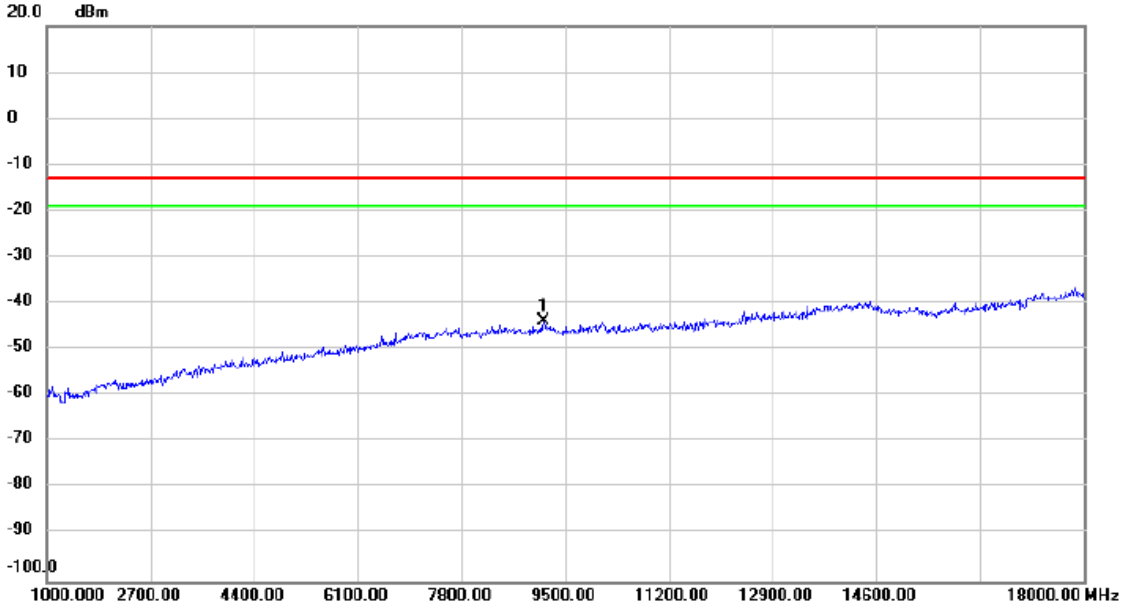

No.	Mk.	Freq.	Reading Level	Correct Factor	Measure-ment	Limit	Margin		
		MHz	dBm	dB	dBm	dBm	dB	Detector	Comment
1	*	9143.000	-55.31	11.43	-43.88	-13.00	-30.88	peak	

APPENDIX G - BAND EDGE

LTE Band 5_BPSK _3.75KHz Spectrum Plot			
1RB#0		1RB#47	
Channel	20402	Channel	20648
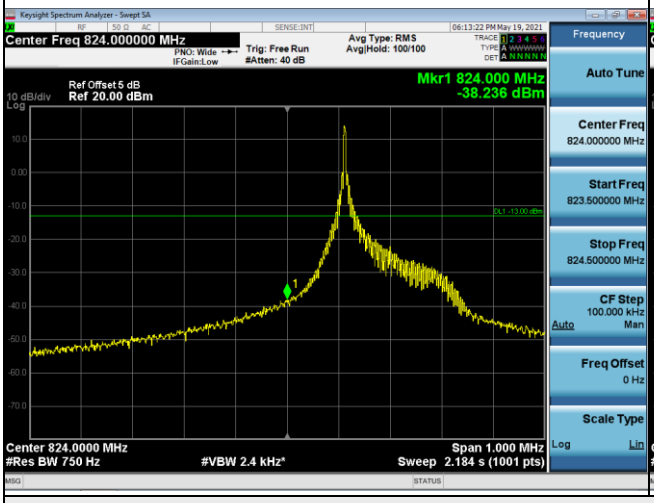		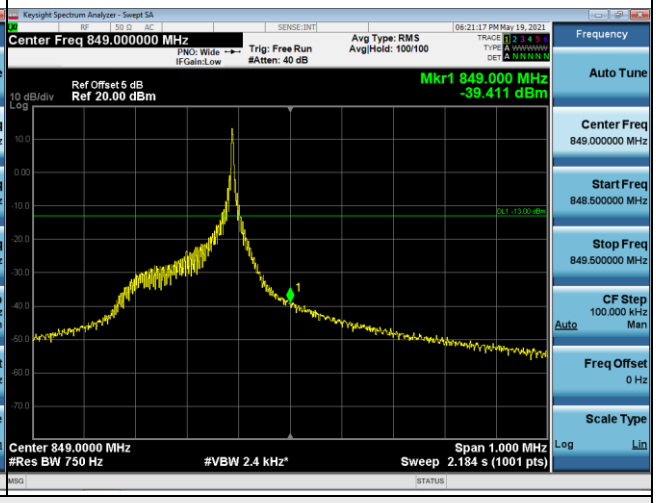	

LTE Band 5_BPSK _15KHz Spectrum Plot			
1RB#0		1RB#11	
Channel	20402	Channel	20648
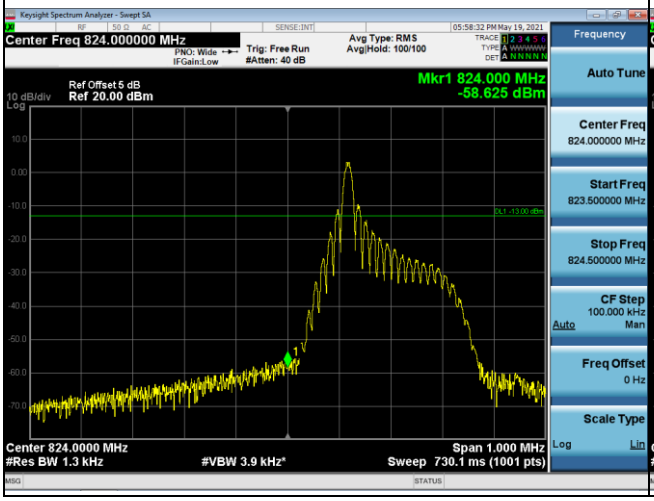		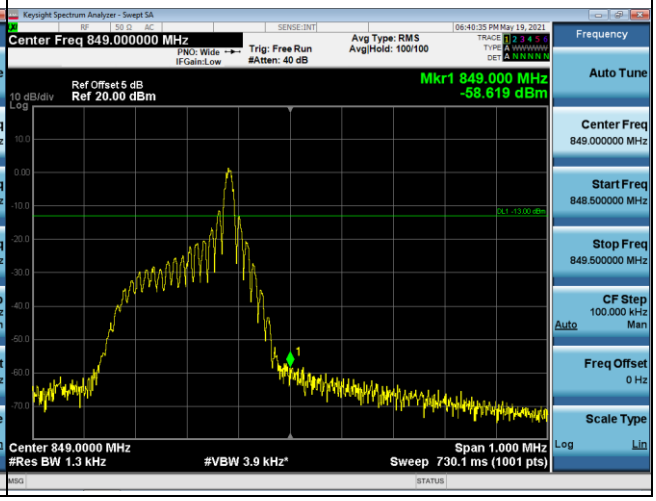	

LTE Band 5_QPSK _3.75KHz Spectrum Plot			
1RB#0		1RB#47	
Channel	20402	Channel	20648
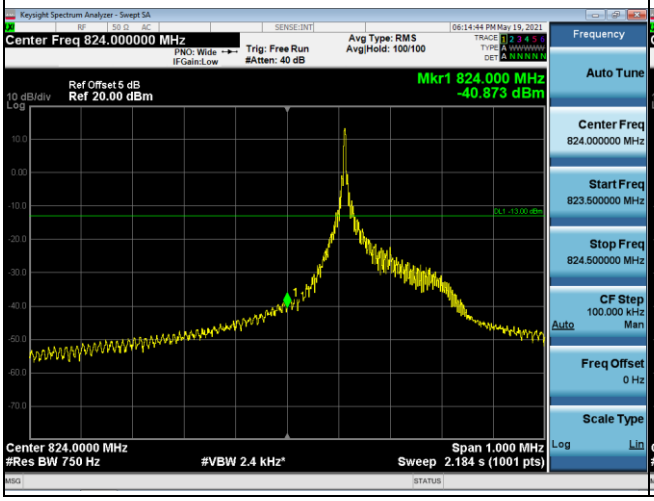		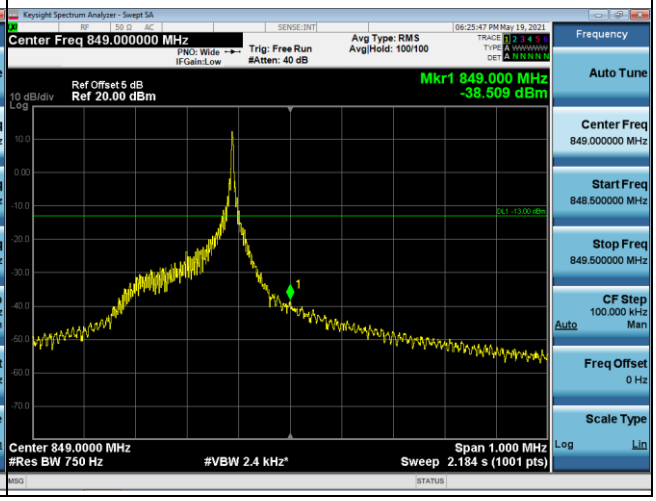	

LTE Band 5_QPSK _15KHz Spectrum Plot			
1RB#0		1RB#11	
Channel	20402	Channel	20648
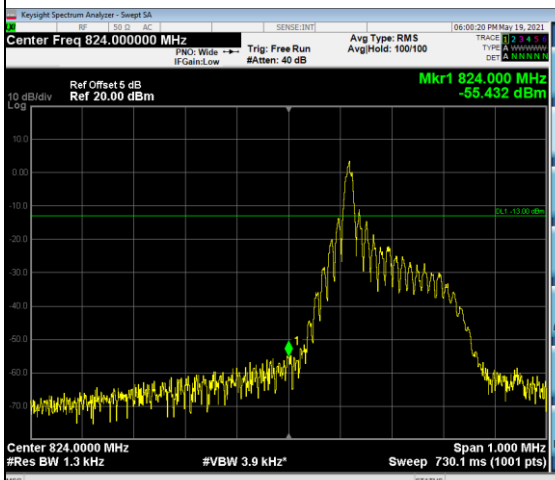		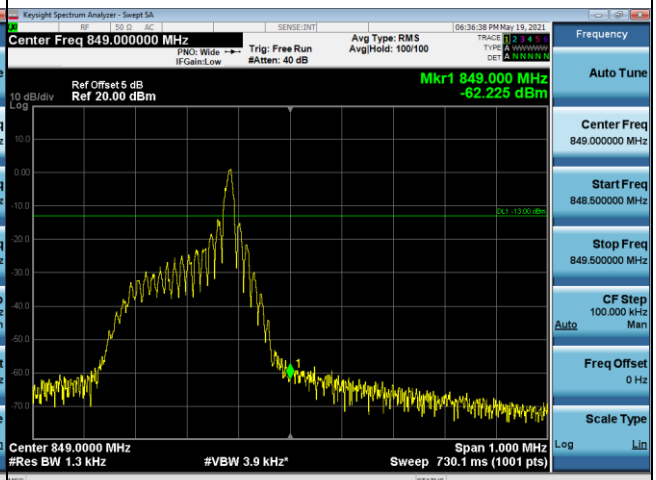	
12RB#0			
Channel	20402	Channel	20648
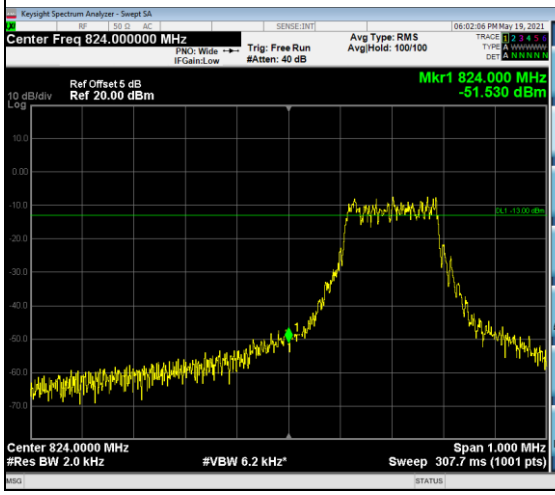		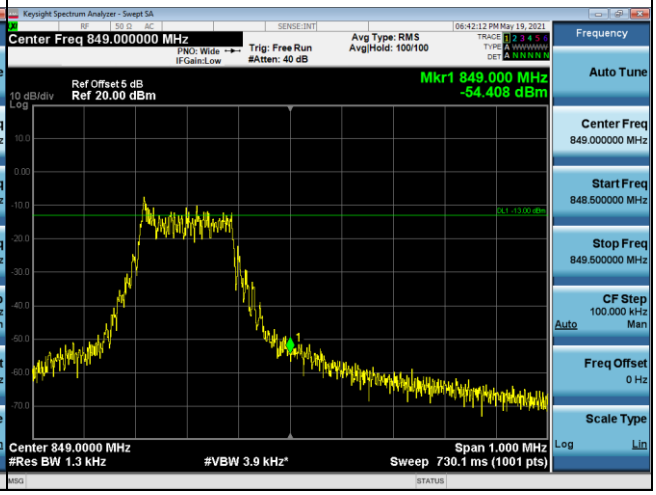	

LTE Band 26_BPSK _3.75KHz Spectrum Plot			
1RB#0		1RB#47	
Channel	26792	Channel	27038
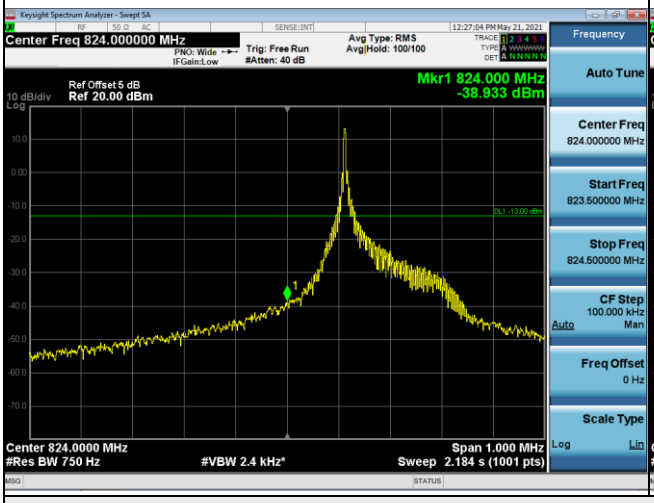		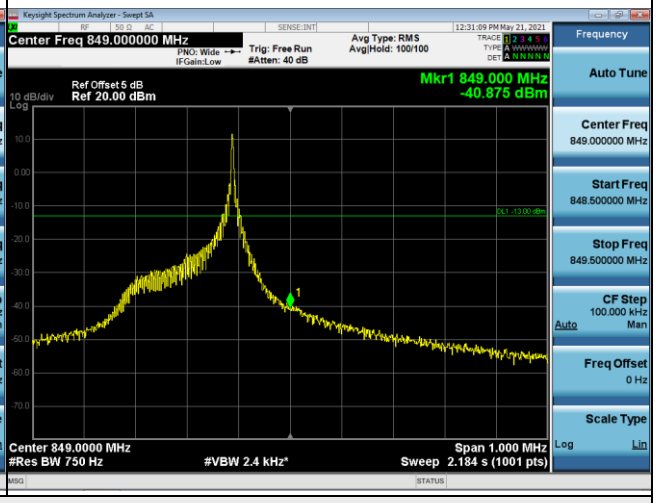	

LTE Band 5_BPSK _15KHz Spectrum Plot			
1RB#0		1RB#11	
Channel	26792	Channel	27038
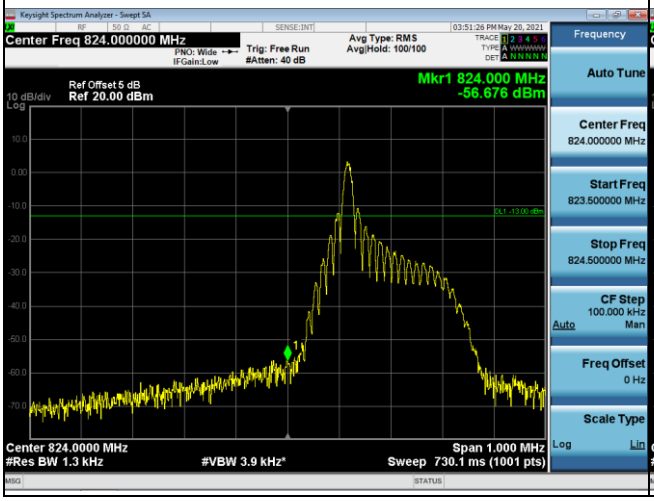		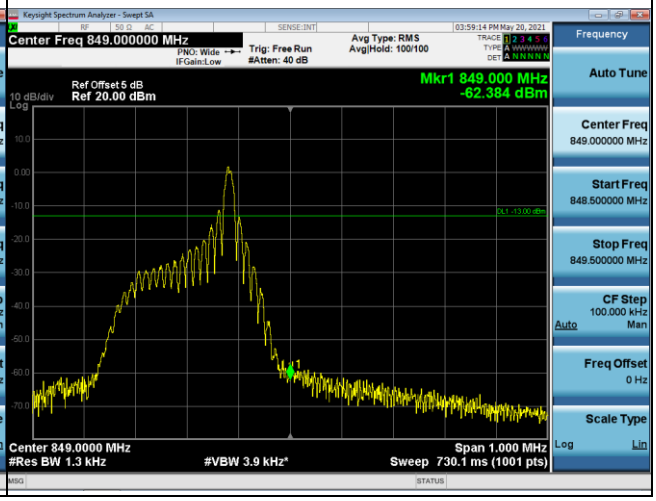	

LTE Band 26_QPSK _3.75KHz Spectrum Plot			
1RB#0		1RB#47	
Channel	26792	Channel	27038
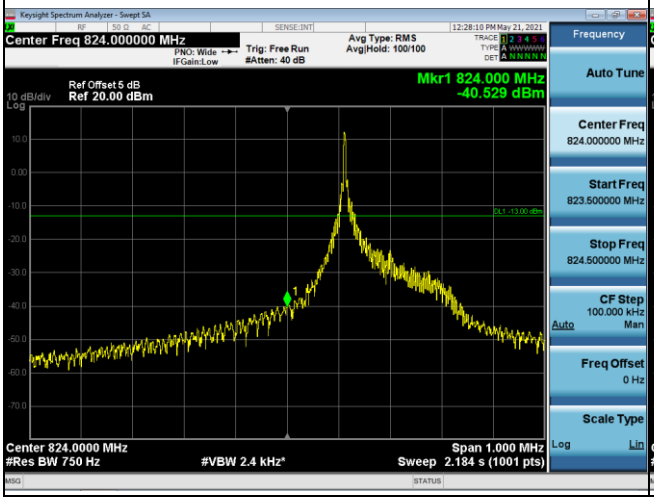		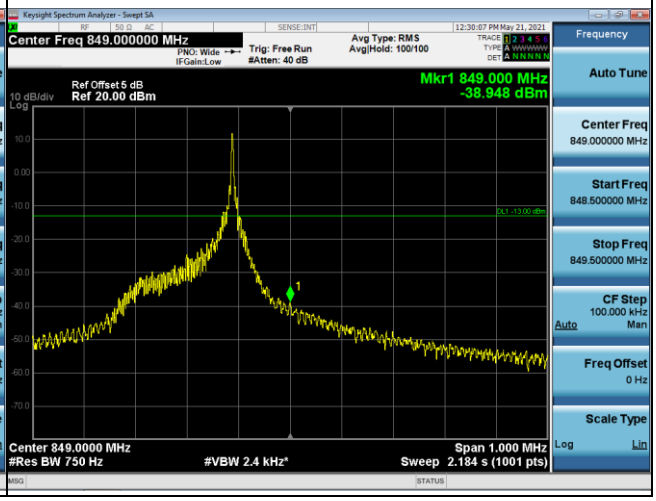	

LTE Band 26_QPSK _15KHz Spectrum Plot			
1RB#0		1RB#11	
Channel	26792	Channel	27038
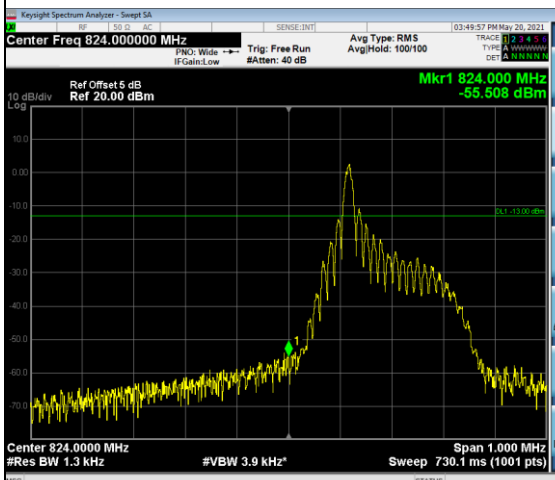		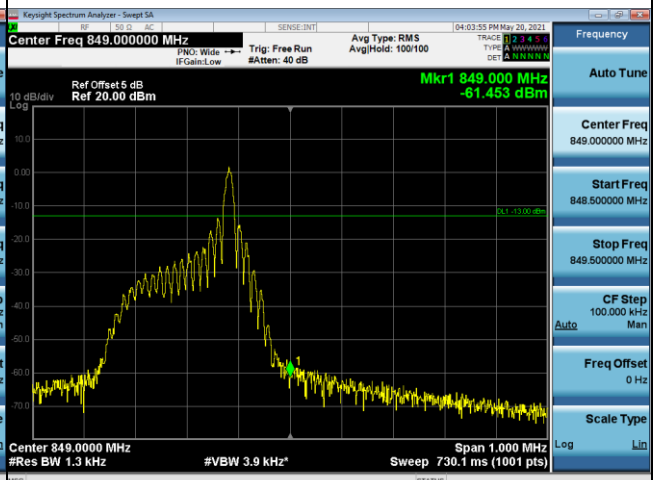	
12RB#0			
Channel	26792	Channel	27038
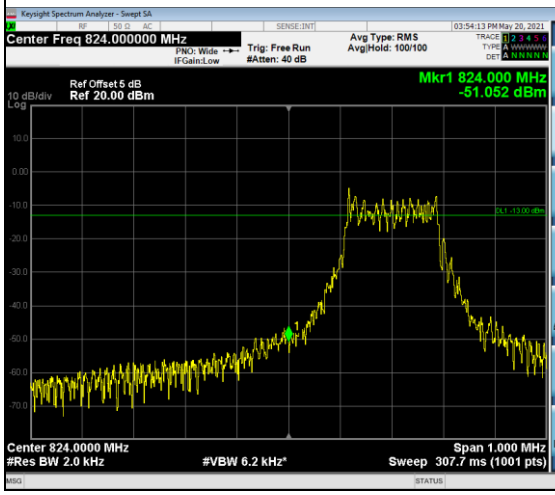		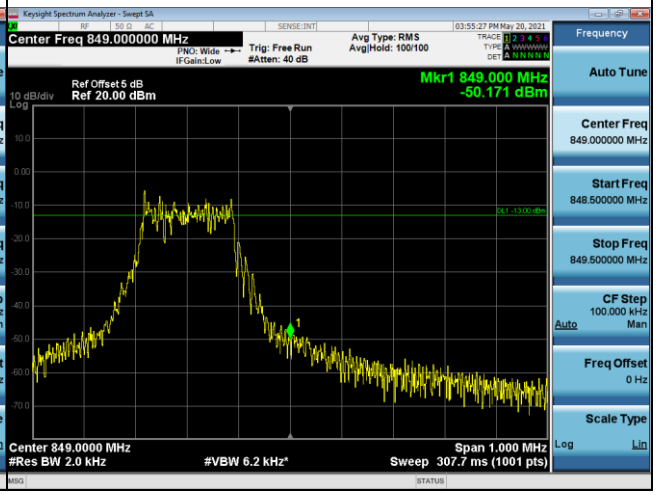	

APPENDIX H - PEAK TO AVERAGE RATIO

LTE Band 5_3.75KHz Spectrum Plot

BPSK-20401

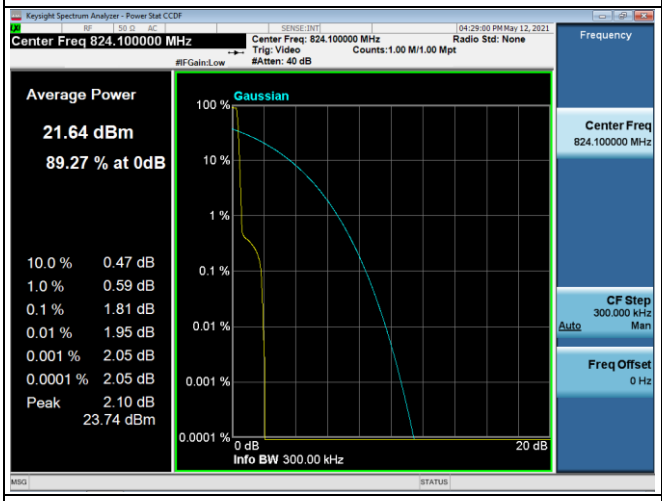

BPSK-20525

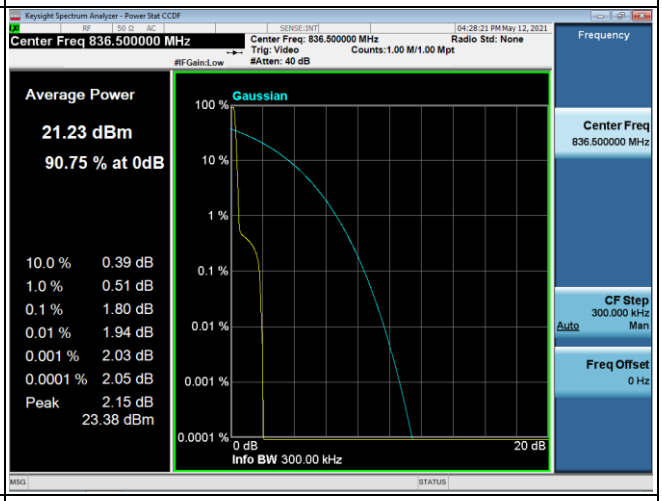

BPSK-20649

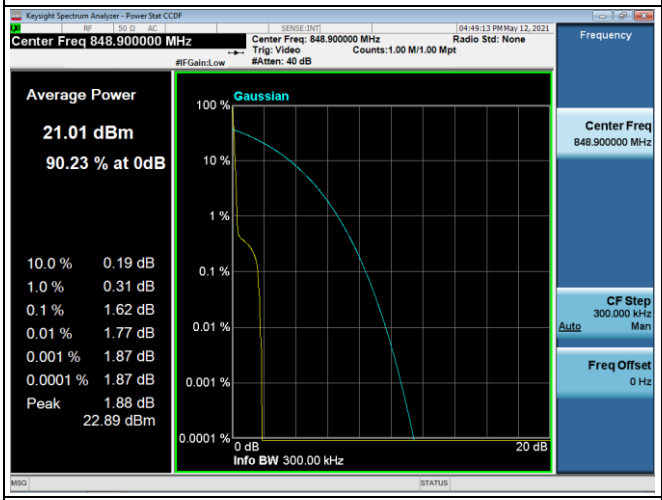

QPSK-20401

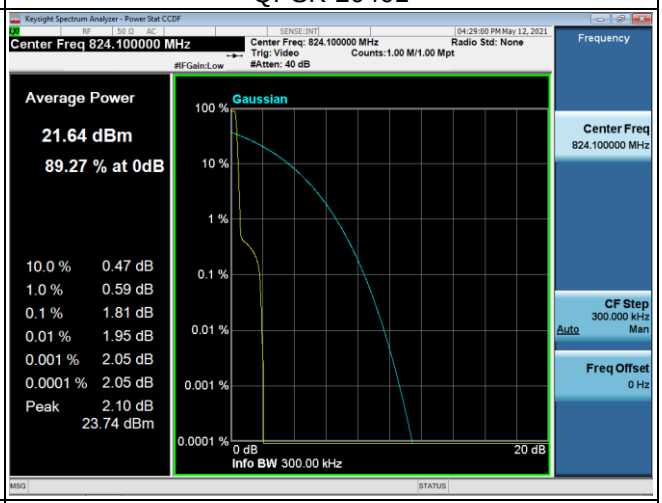

QPSK-20525

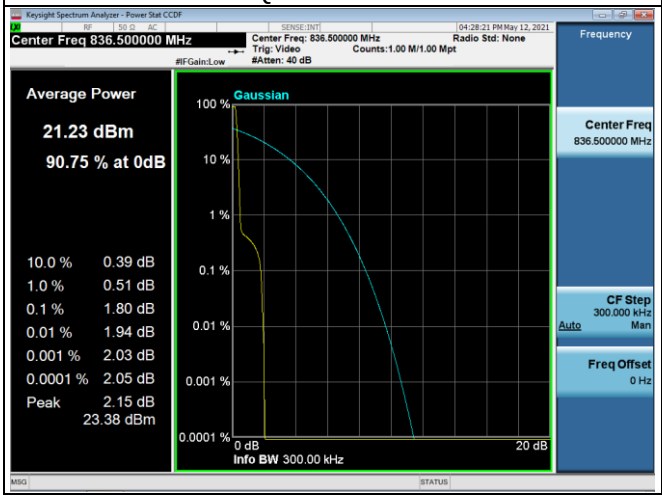

QPSK-20649

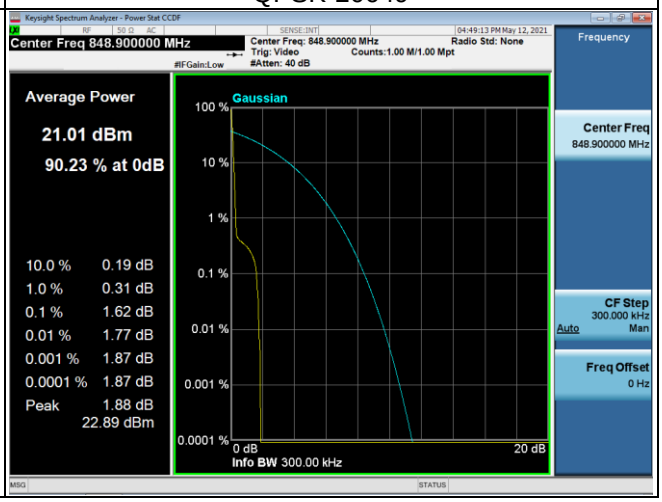

LTE Band 5_15KHz Spectrum Plot

BPSK-20401

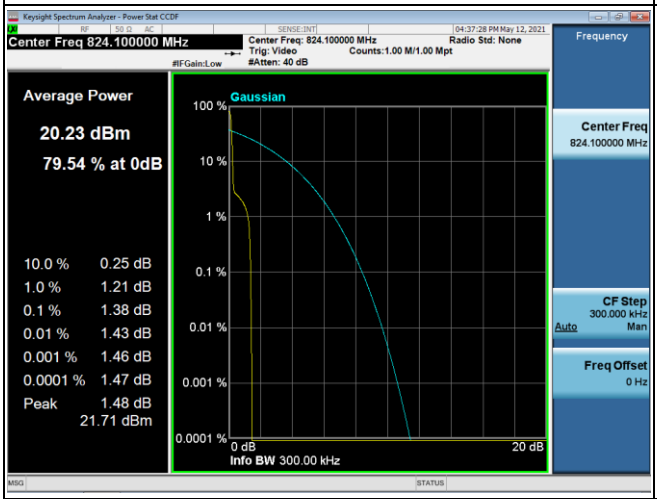

BPSK-20525

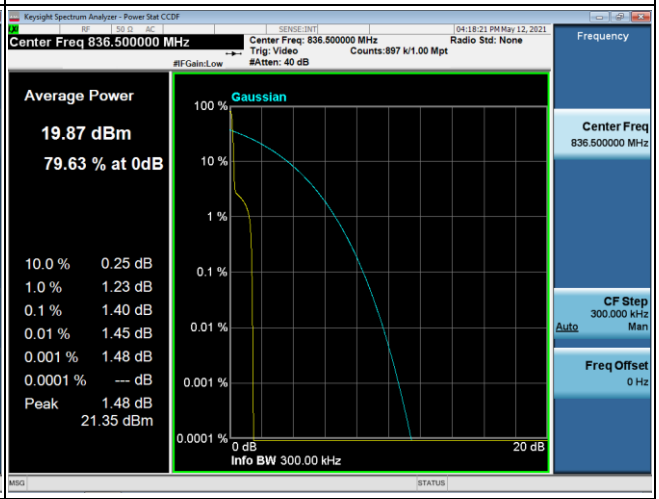

BPSK-20649

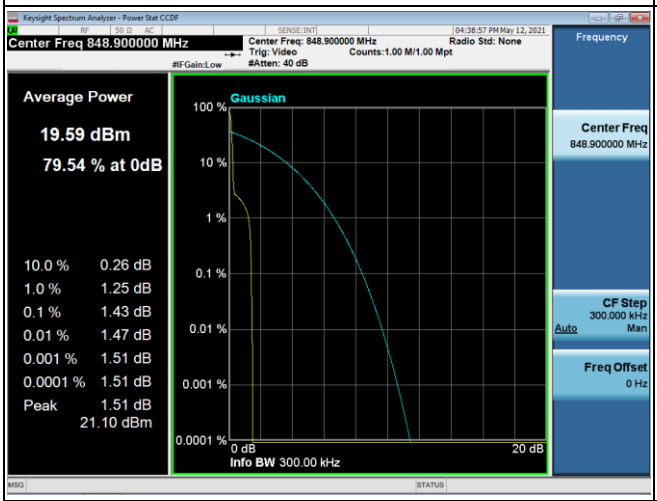

QPSK-20401

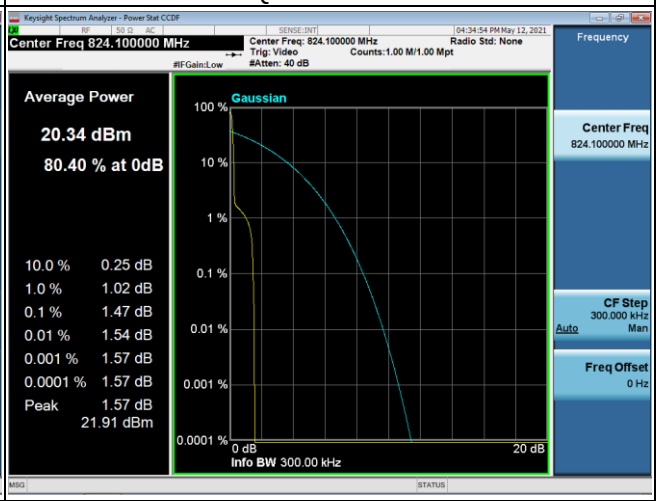

QPSK-20525

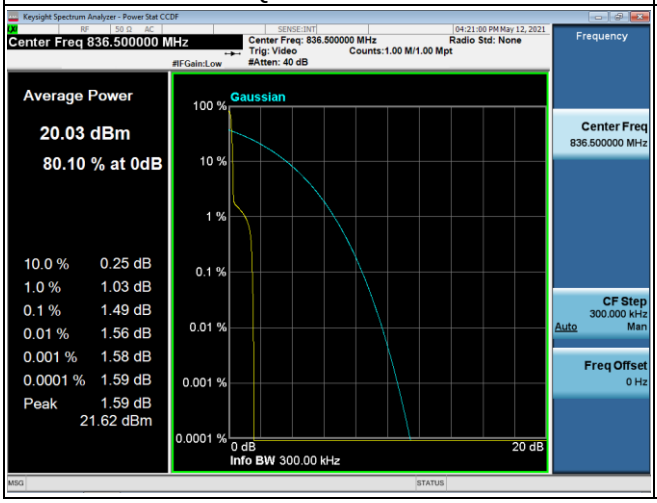

QPSK-20649

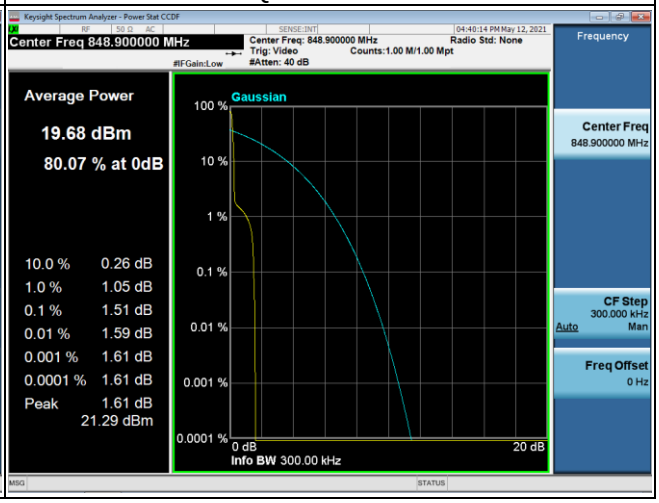

LTE Band 26_3.75KHz Spectrum Plot

BPSK-26794

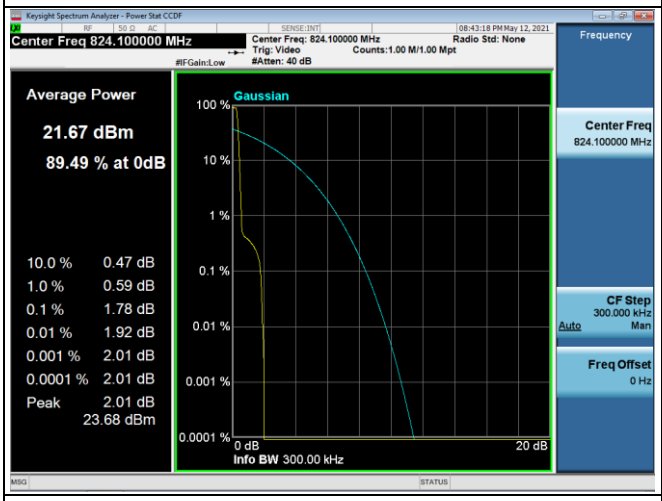

BPSK-26925

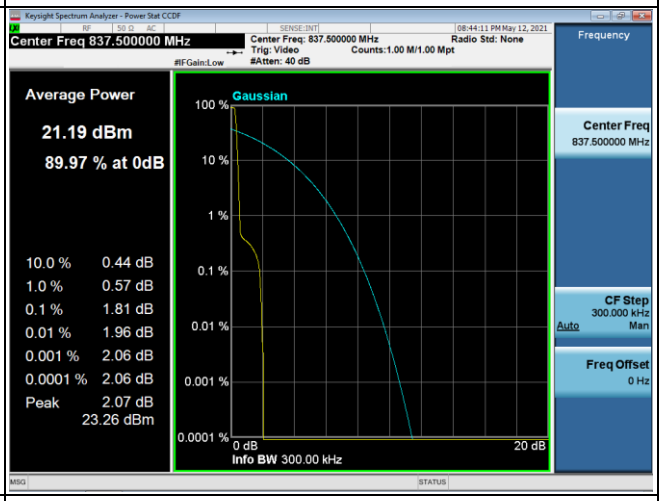

BPSK-27039

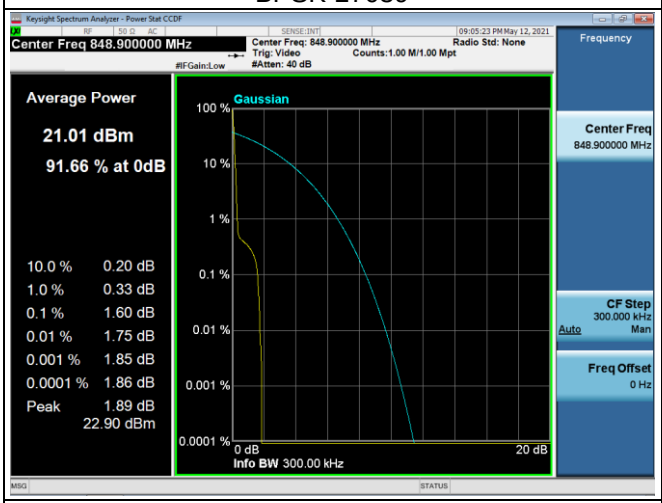

QPSK-26794

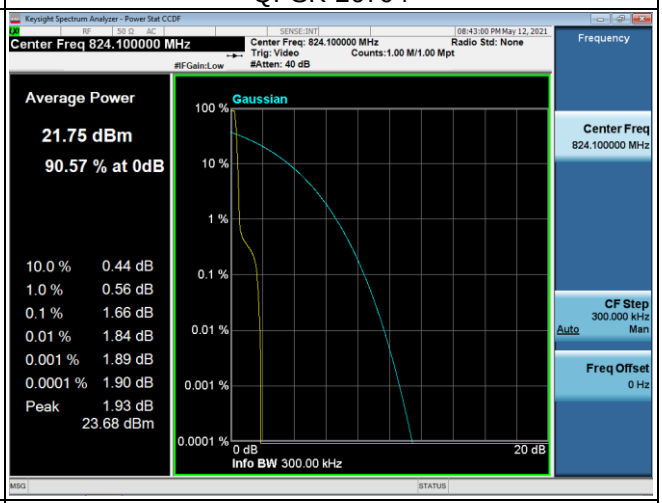

QPSK-26925

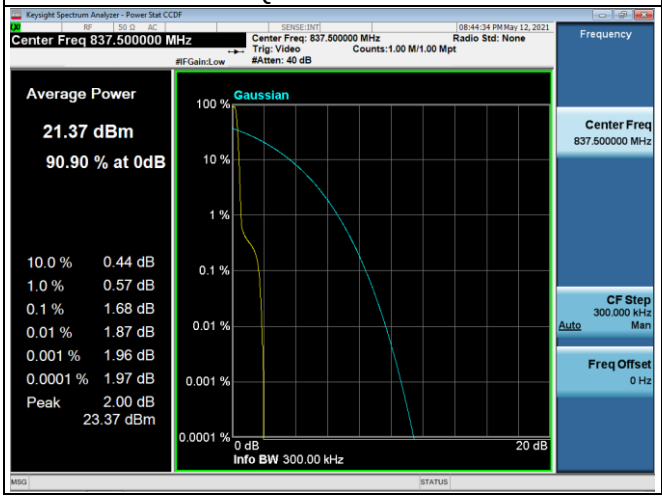

QPSK-27039

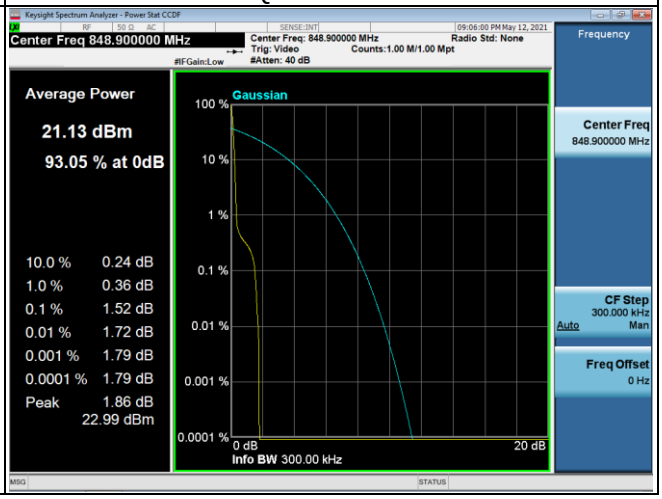

LTE Band 26_15KHz Spectrum Plot

BPSK-26794

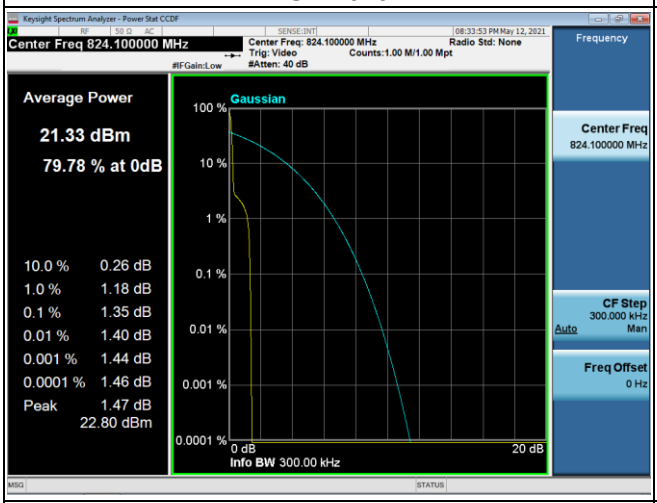

BPSK-26925

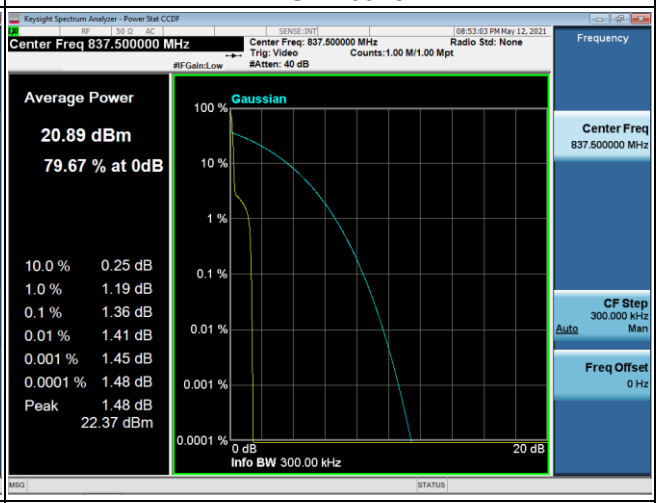

BPSK-27039

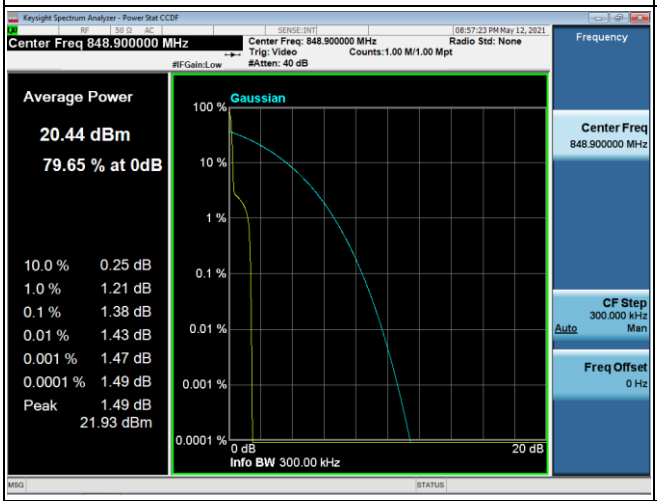

QPSK-26794

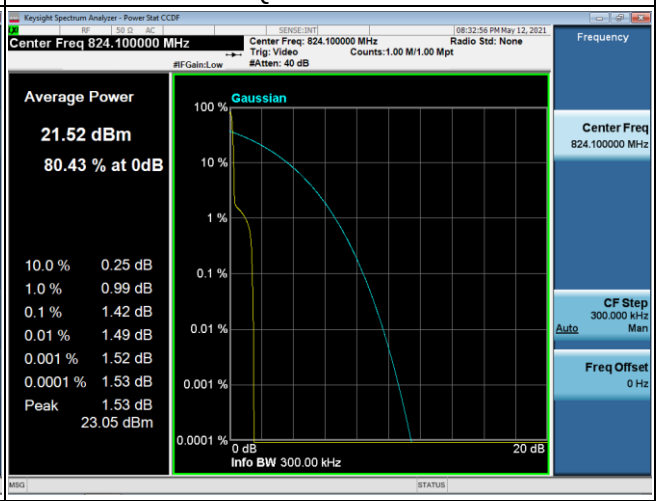

QPSK-26925

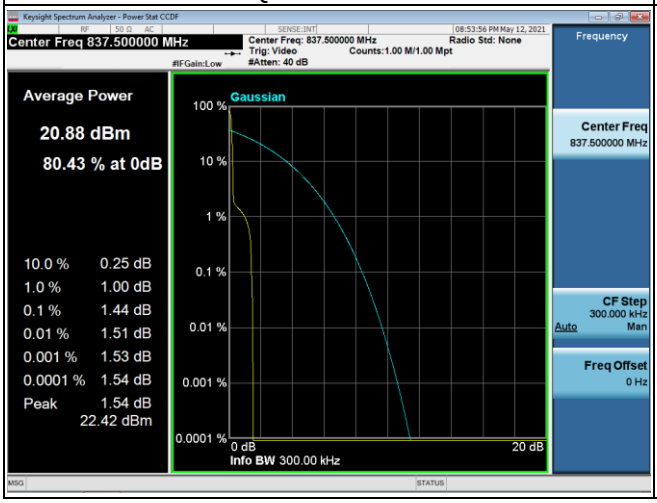

QPSK-27039

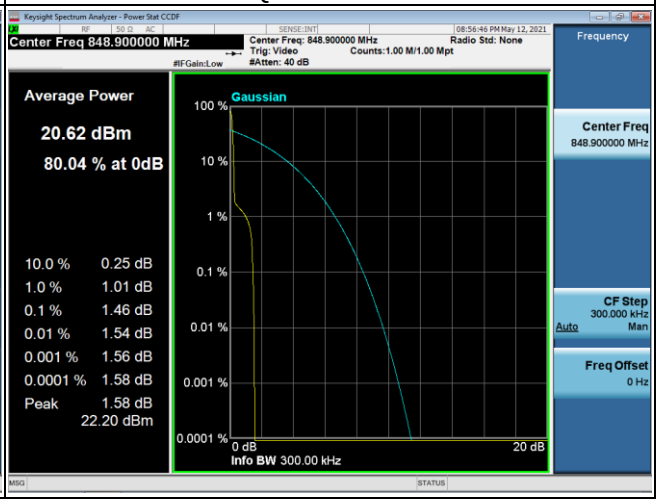

APPENDIX I - FREQUENCY STABILITY

Test Mode	LTE Band 5_BPSK_CH20525_3.75KHz

Temperature vs. Frequency Stabiility

Temperature(°C)	Frequency Error (Hz)	Frequency Error (ppm)	Limit(ppm)
-20	-6.39	-0.007638972	±2.5
-10	-9.92	-0.011858936	
0	-0.27	-0.000322773	
10	-5.61	-0.006706515	
20	2.76	0.003299462	
30	11.49	0.013735804	
40	10.75	0.012851166	
50	0.34	0.000406455	
60	-7.44	-0.008894202	
Max. Deviation (ppm)	11.49	0.013735804	

Voltage vs. Frequency Stability

Voltage(Volts)	Frequency Error (Hz)	Frequency Error (ppm)	Limit(ppm)
4.2	7.60	0.009085475	±2.5
3.7	14.40	0.017214585	
3.3	9.06	0.010830843	
Max. Deviation (ppm)	14.4	0.017214585	

Test Mode	LTE Band 5_BPSK_CH20525_15KHz

Temperature vs. Frequency Stabiility

Temperature(°C)	Frequency Error (Hz)	Frequency Error (ppm)	Limit(ppm)
-20	-6.87	-0.008212791	±2.5
-10	-11.94	-0.01427376	
0	1.49	0.001781231	
10	-10.42	-0.012456665	
20	-13.42	-0.016043036	
30	8.73	0.010436342	
40	-5.13	-0.006132696	
50	-11.50	-0.013747759	
60	3.70	0.004423192	
Max. Deviation (ppm)	-13.42	-0.016043036	

Voltage vs. Frequency Stability

Voltage(Volts)	Frequency Error (Hz)	Frequency Error (ppm)	Limit(ppm)
4.2	-3.55	-0.004243873	±2.5
3.7	-9.48	-0.011332935	
3.3	-5.21	-0.006228332	
Max. Deviation (ppm)	-9.48	-0.011332935	

Test Mode	LTE Band 26_BPSK_CH26915_3.75KHz

Temperature vs. Frequency Stabiility

Temperature(°C)	Frequency Error (Hz)	Frequency Error (ppm)	Limit(ppm)
-20	-8.26	-0.009874477	±2.5
-10	8.02	0.009587567	
0	-7.30	-0.008726838	
10	2.24	0.002677824	
20	-14.08	-0.016832038	
30	2.62	0.003132098	
40	10.96	0.013102212	
50	0.72	0.000860729	
60	2.09	0.002498506	
Max. Deviation (ppm)	-14.08	-0.016832038	

Voltage vs. Frequency Stability

Voltage(Volts)	Frequency Error (Hz)	Frequency Error (ppm)	Limit(ppm)
4.2	-6.96	-0.008320383	±2.5
3.7	-14.06	-0.016808129	
3.3	5.81	0.006945607	
Max. Deviation (ppm)	-14.06	-0.016808129	

Test Mode	LTE Band 26_BPSK_CH26915_15KHz

Temperature vs. Frequency Stabiility

Temperature(°C)	Frequency Error (Hz)	Frequency Error (ppm)	Limit(ppm)
-20	-3.36	-0.004016736	±2.5
-10	6.91	0.00826061	
0	4.23	0.005056784	
10	-0.87	-0.001040048	
20	6.39	0.007638972	
30	-1.20	-0.001434549	
40	-5.39	-0.006443515	
50	11.79	0.014094441	
60	2.61	0.003120143	
Max. Deviation (ppm)	11.79	0.014094441	

Voltage vs. Frequency Stability

Voltage(Volts)	Frequency Error (Hz)	Frequency Error (ppm)	Limit(ppm)
4.2	0.06	7.17274E-05	±2.5
3.7	0.54	0.000645547	
3.3	7.57	0.009049611	
Max. Deviation (ppm)	7.57	0.009049611	

Test Mode	LTE Band 5_QPSK_CH20525_3.75KHz

Temperature vs. Frequency Stabiility

Temperature(°C)	Frequency Error (Hz)	Frequency Error (ppm)	Limit(ppm)
-20	-4.73	-0.005654513	±2.5
-10	-10.95	-0.013090257	
0	5.35	0.006395696	
10	-2.44	-0.002916916	
20	-11.70	-0.01398685	
30	-5.26	-0.006288105	
40	4.17	0.004985057	
50	8.41	0.010053796	
60	-13.85	-0.016557083	
Max. Deviation (ppm)	-13.85	-0.016557083	

Voltage vs. Frequency Stability

Voltage(Volts)	Frequency Error (Hz)	Frequency Error (ppm)	Limit(ppm)
4.2	14.02	0.016760311	±2.5
3.7	-1.38	-0.001649731	
3.3	-14.95	-0.017872086	
Max. Deviation (ppm)	-14.95	-0.017872086	

Test Mode	LTE Band 5_QPSK_CH20525_15KHz

Temperature vs. Frequency Stabiility

Temperature(°C)	Frequency Error (Hz)	Frequency Error (ppm)	Limit(ppm)
-20	4.25	0.005080693	±2.5
-10	-5.71	-0.006826061	
0	-13.11	-0.015672445	
10	5.57	0.006658697	
20	1.32	0.001578004	
30	-0.81	-0.00096832	
40	-14.65	-0.017513449	
50	-0.40	-0.000478183	
60	-8.57	-0.010245069	
Max. Deviation (ppm)	-14.65	-0.017513449	

Voltage vs. Frequency Stability

Voltage(Volts)	Frequency Error (Hz)	Frequency Error (ppm)	Limit(ppm)
4.2	13.13	0.015696354	±2.5
3.7	-3.35	-0.004004782	
3.3	11.99	0.014333533	
Max. Deviation (ppm)	13.13	0.015696354	

Test Mode	LTE Band 26_QPSK_CH26915_3.75KHz

Temperature vs. Frequency Stabiility

Temperature(°C)	Frequency Error (Hz)	Frequency Error (ppm)	Limit(ppm)
-20	-14.20	-0.016975493	±2.5
-10	-14.26	-0.017047221	
0	2.16	0.002582188	
10	-13.74	-0.016425583	
20	-9.65	-0.011536163	
30	5.97	0.00713688	
40	-5.79	-0.006921698	
50	-5.21	-0.006228332	
60	-3.44	-0.004112373	
Max. Deviation (ppm)	-14.26	-0.017047221	

Voltage vs. Frequency Stability

Voltage(Volts)	Frequency Error (Hz)	Frequency Error (ppm)	Limit(ppm)
4.2	11.24	0.01343694	±2.5
3.7	7.10	0.008487747	
3.3	-4.19	-0.005008966	
Max. Deviation (ppm)	11.24	0.01343694	

Test Mode	LTE Band 26_QPSK_CH26915_15KHz

Temperature vs. Frequency Stabiility

Temperature(°C)	Frequency Error (Hz)	Frequency Error (ppm)	Limit(ppm)
-20	-8.26	-0.009874477	±2.5
-10	8.02	0.009587567	
0	-7.30	-0.008726838	
10	2.24	0.002677824	
20	-14.08	-0.016832038	
30	2.62	0.003132098	
40	10.96	0.013102212	
50	0.72	0.000860729	
60	2.09	0.002498506	
Max. Deviation (ppm)	-14.08	-0.016832038	

Voltage vs. Frequency Stability

Voltage(Volts)	Frequency Error (Hz)	Frequency Error (ppm)	Limit(ppm)
4.2	-6.96	-0.008320383	±2.5
3.7	-14.06	-0.016808129	
3.3	5.81	0.006945607	
Max. Deviation (ppm)	-14.06	-0.016808129	

End of Test Report