PCS1900_GSM Spectrum Plot			
Channel	512	Channel	810

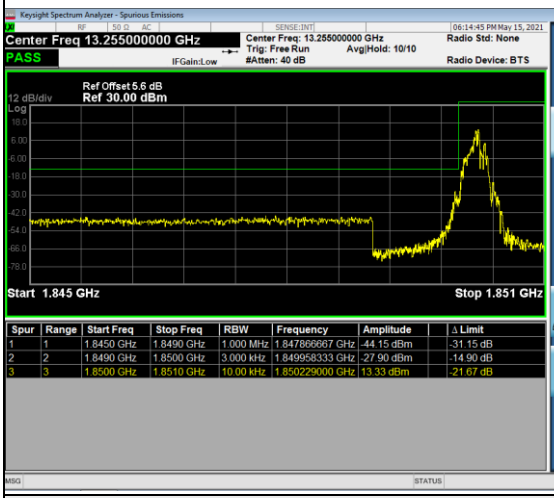

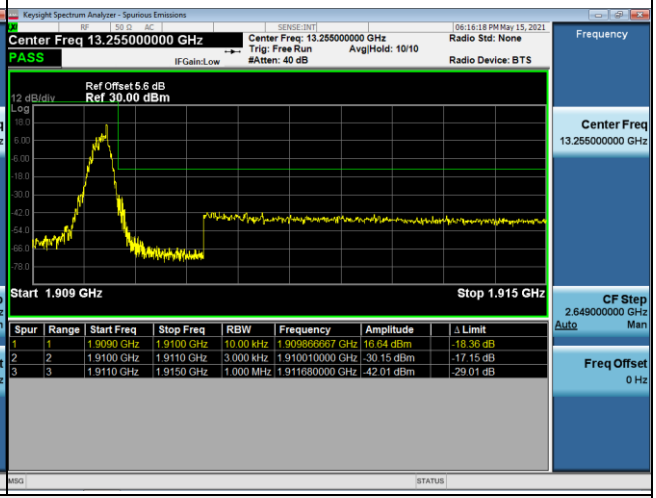

EDGE			
Channel	512	Channel	810

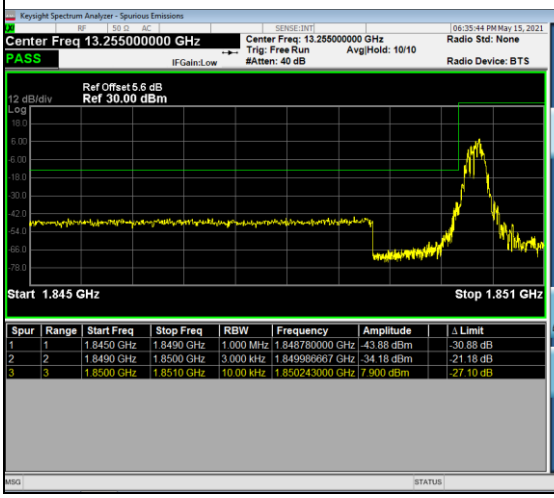

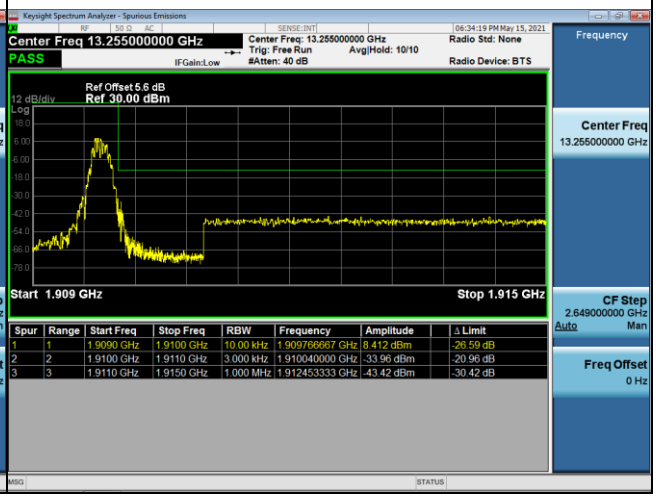

LTE Band 2_1.4M Spectrum Plot			
1RB#0		1RB#5	
Channel	18607	Channel	19193
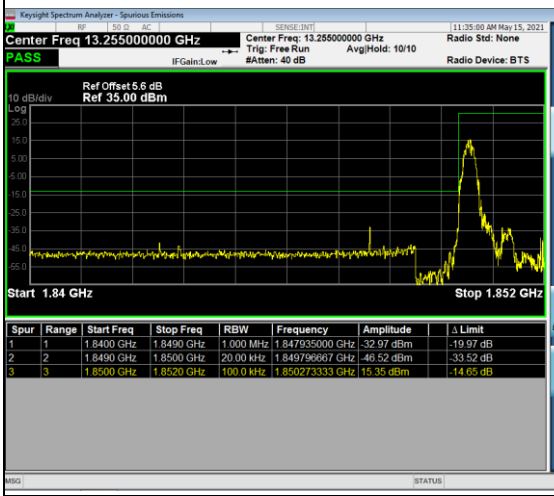		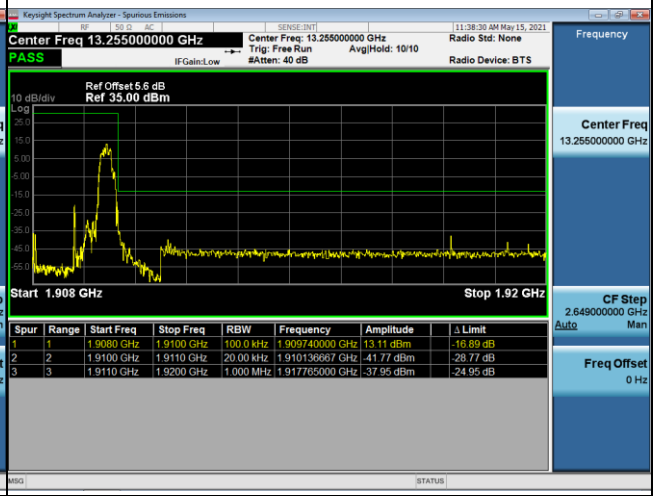	
6RB#0			
Channel	18607	Channel	19193
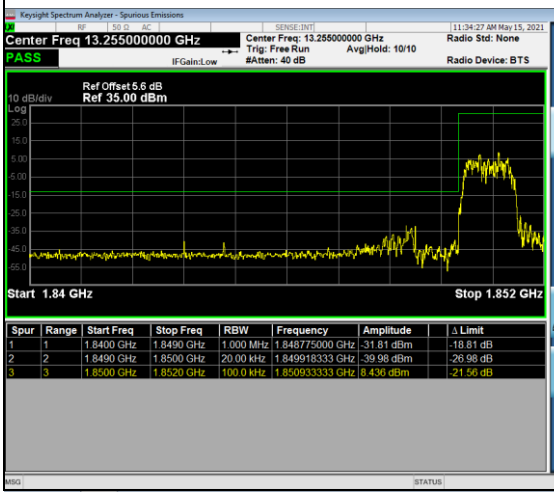		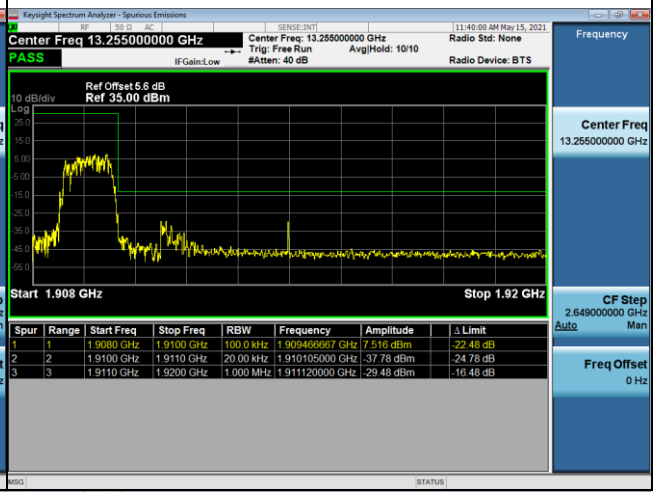	

LTE Band 2_3M Spectrum Plot			
1RB#0		1RB#14	
Channel	18615	Channel	19185
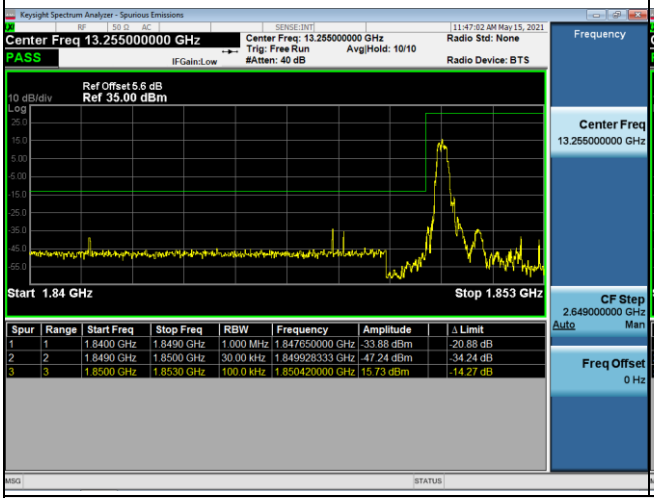		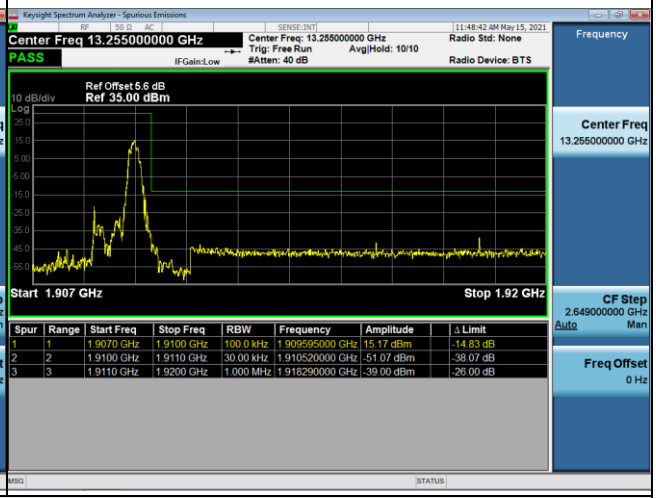	
15RB#0			
Channel	18615	Channel	19185
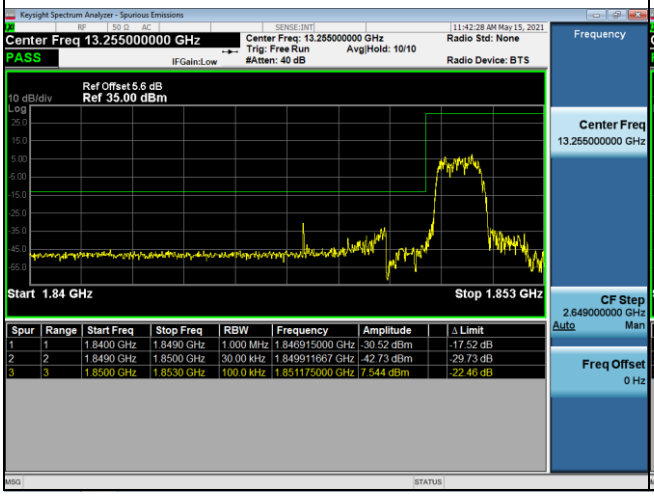		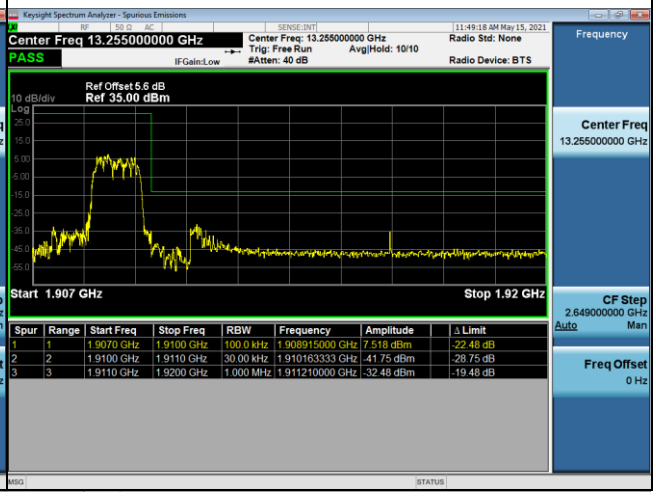	

LTE Band 2_5M Spectrum Plot			
1RB#0		1RB#5	
Channel	18625	Channel	19175
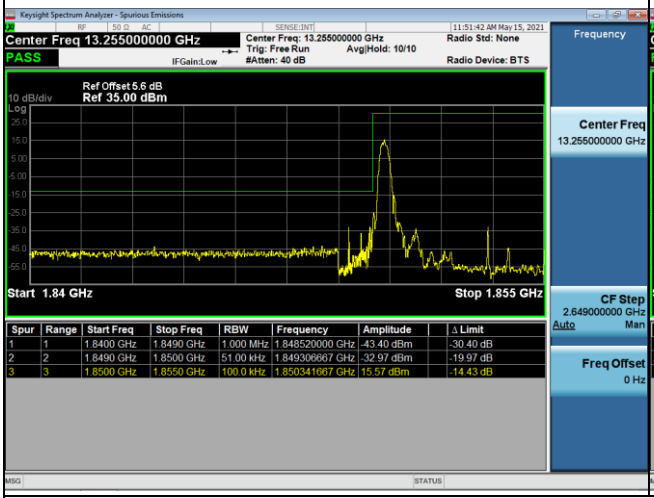		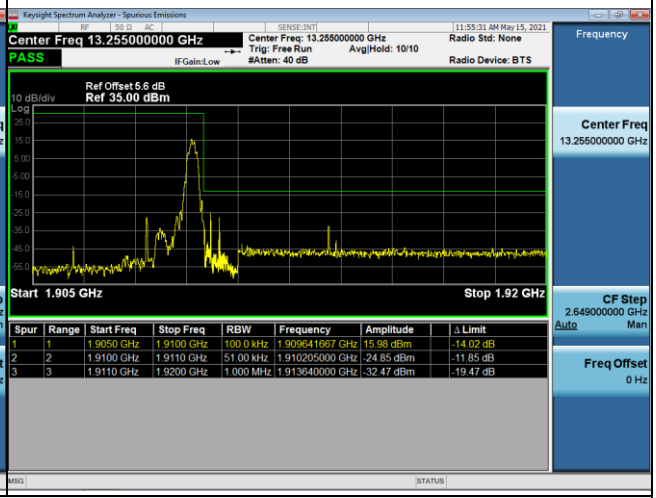	
6RB#0			
Channel	18625	Channel	19175
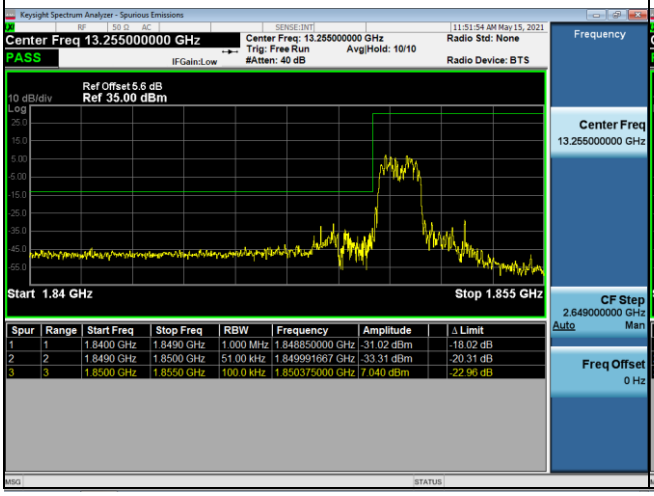		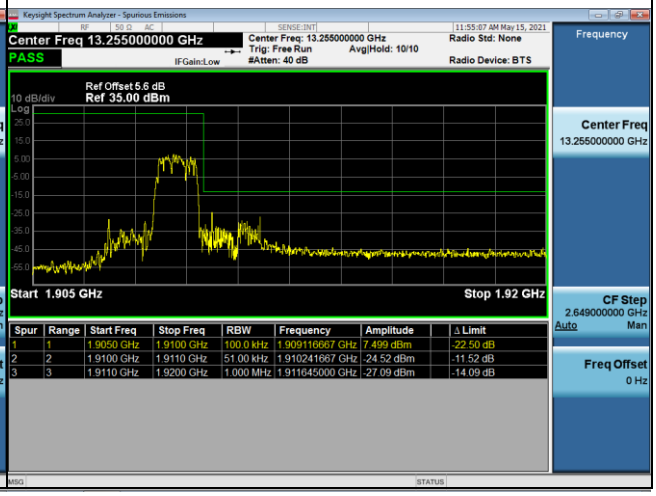	

LTE Band 2_10M Spectrum Plot			
1RB#0		1RB#5	
Channel	18650	Channel	19150
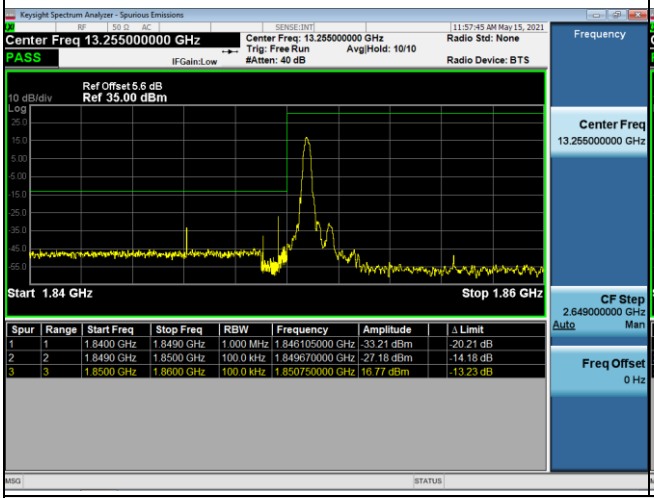		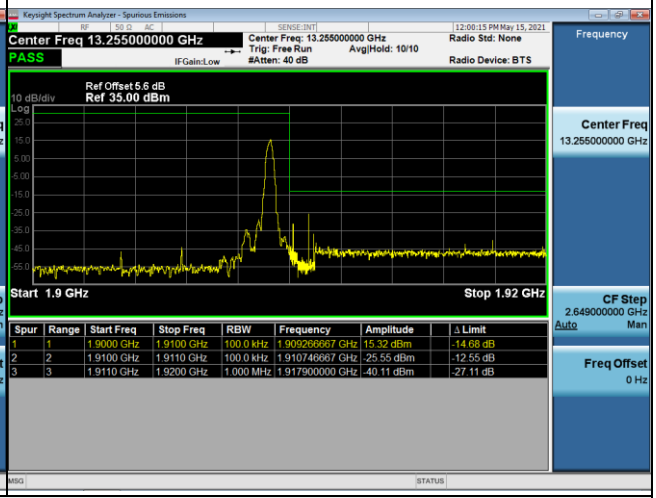	
6RB#0			
Channel	18650	Channel	9150
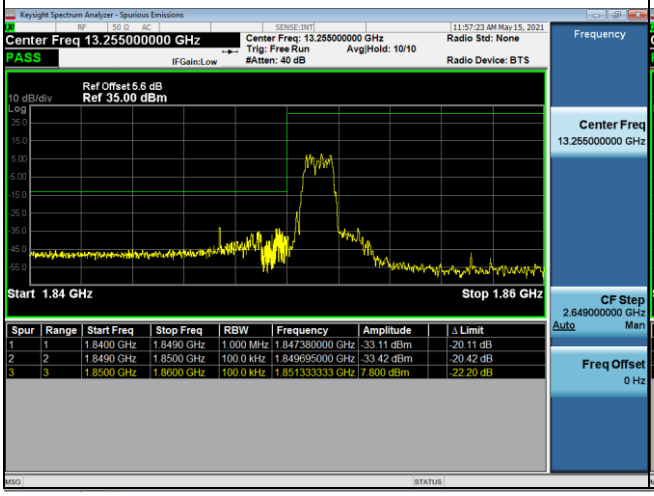		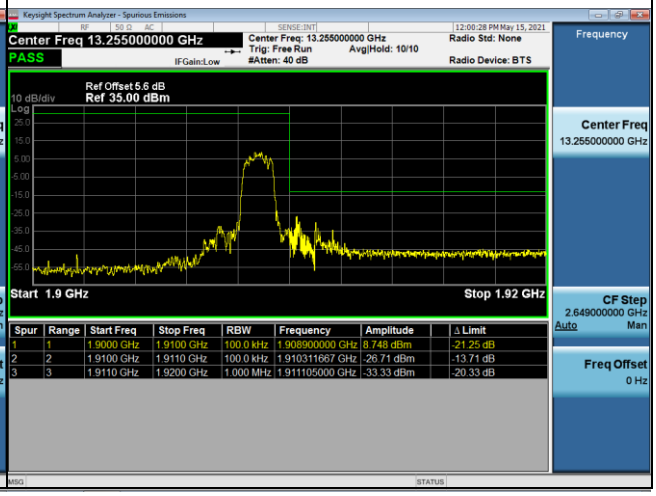	

LTE Band 2_15M Spectrum Plot			
1RB#0		1RB#5	
Channel	18675	Channel	19125
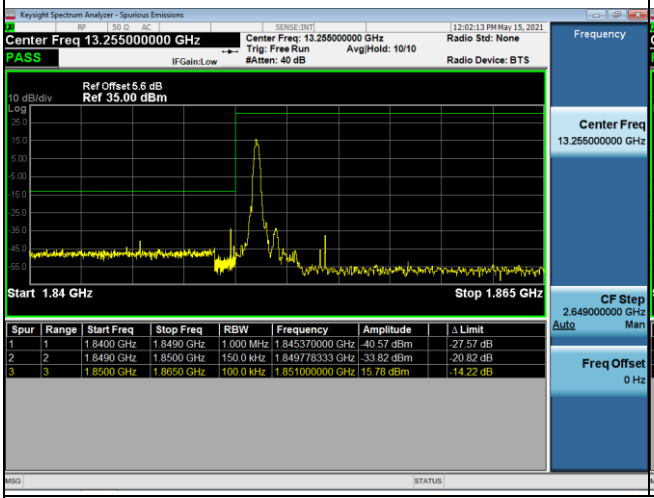		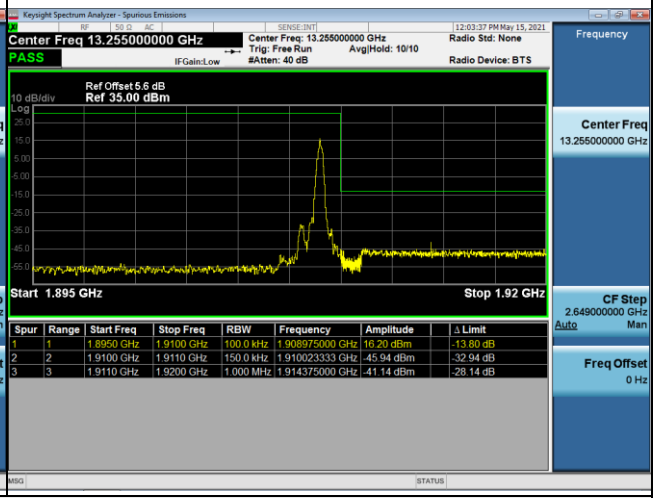	
6RB#0			
Channel	18675	Channel	19125
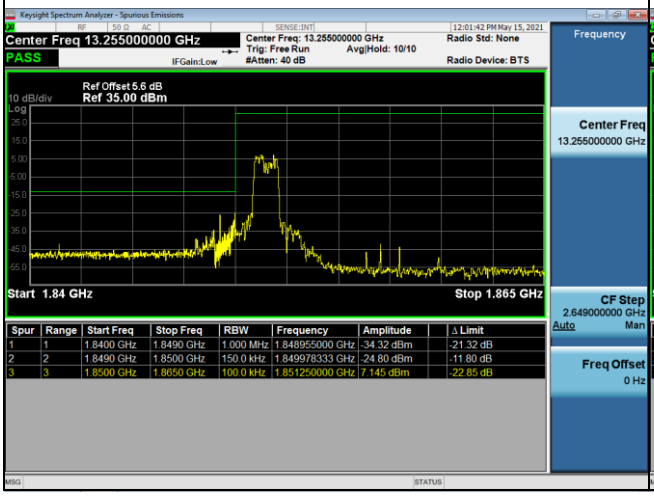		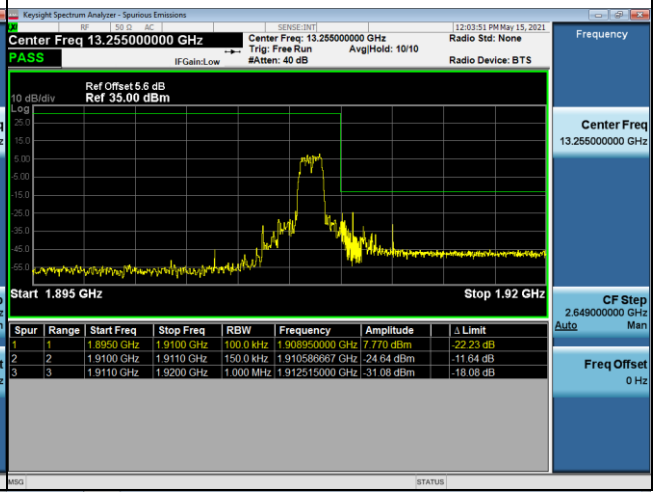	

LTE Band 2_20M Spectrum Plot			
1RB#0		1RB#5	
Channel	18700	Channel	19100
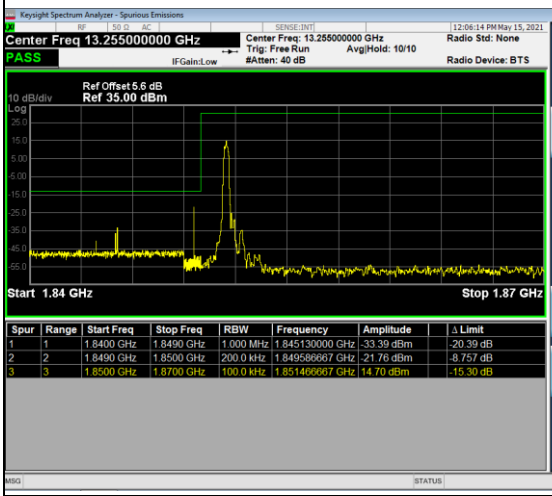		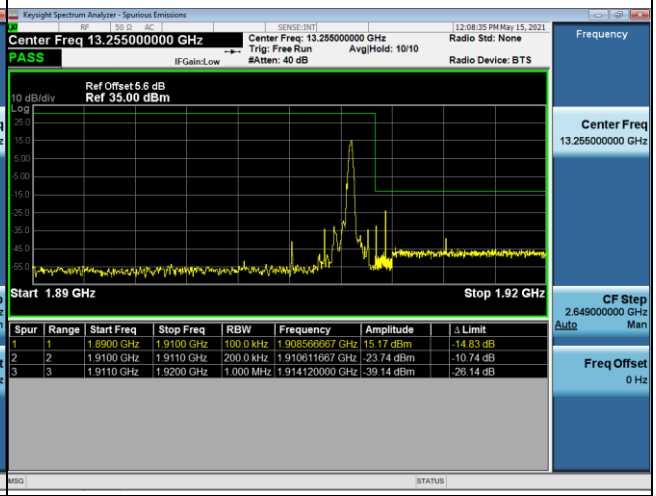	
6RB#0			
Channel	18700	Channel	19100
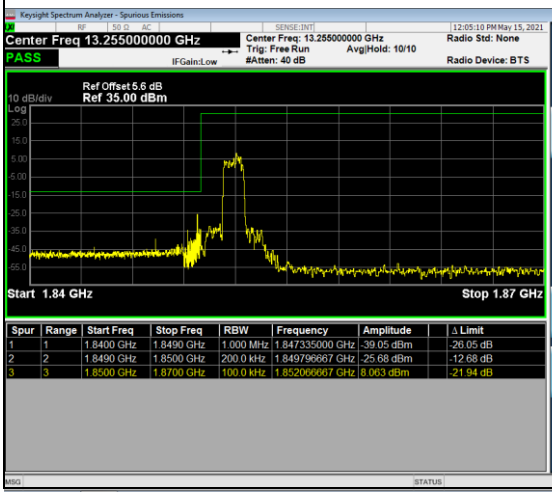		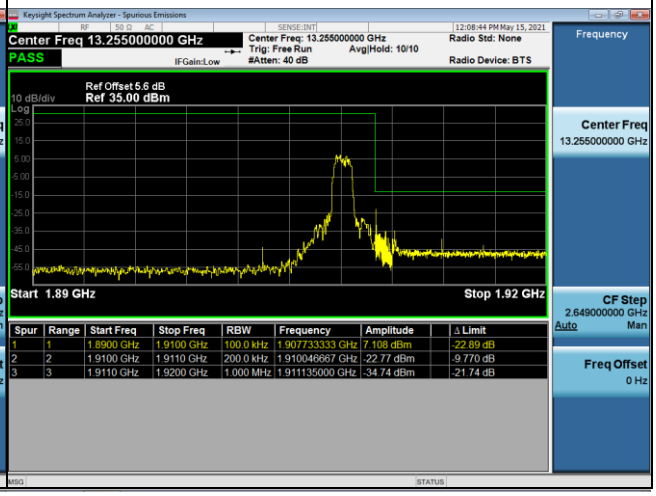	

APPENDIX H - PEAK TO AVERAGE RATIO

PCS1900 Spectrum Plot

GSM-512

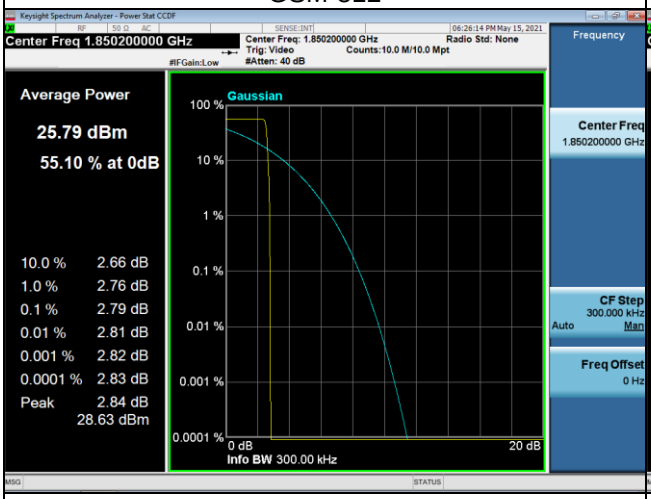

GSM-661

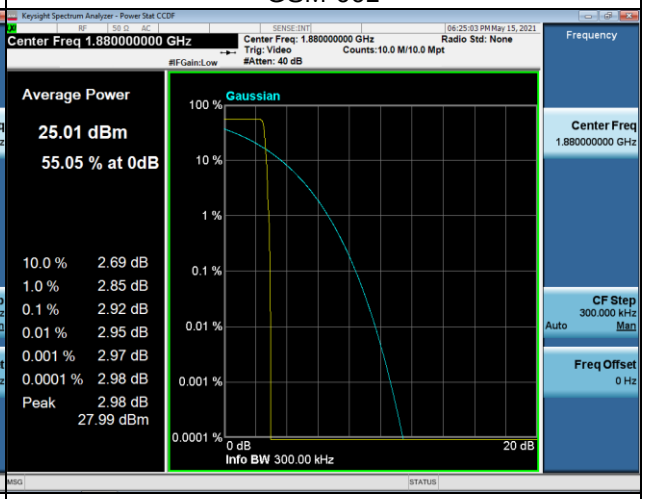

GSM-810

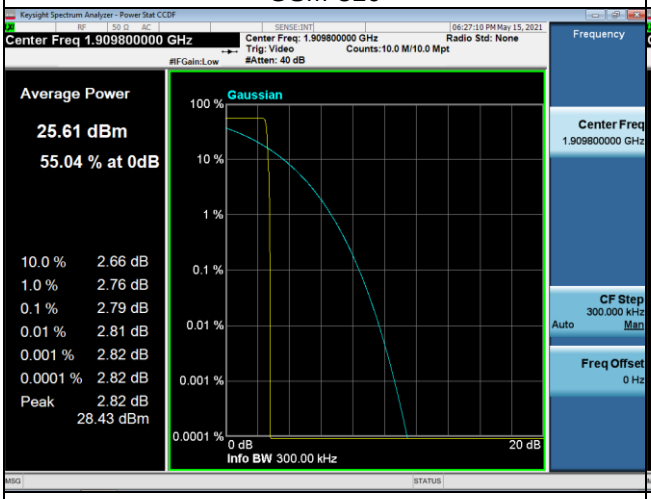

EDGE-512

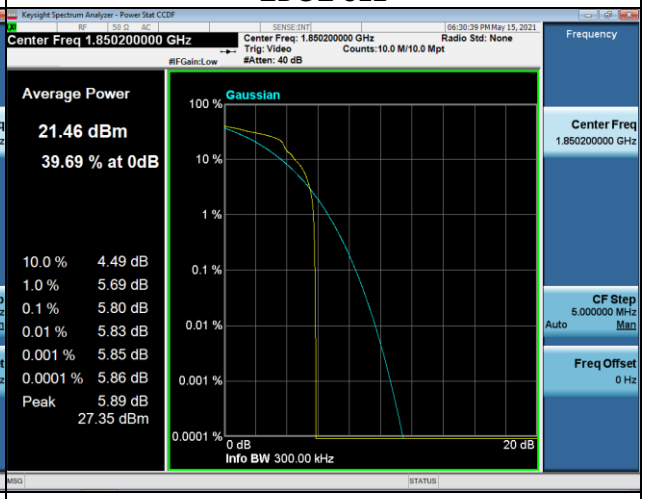

EDGE-661

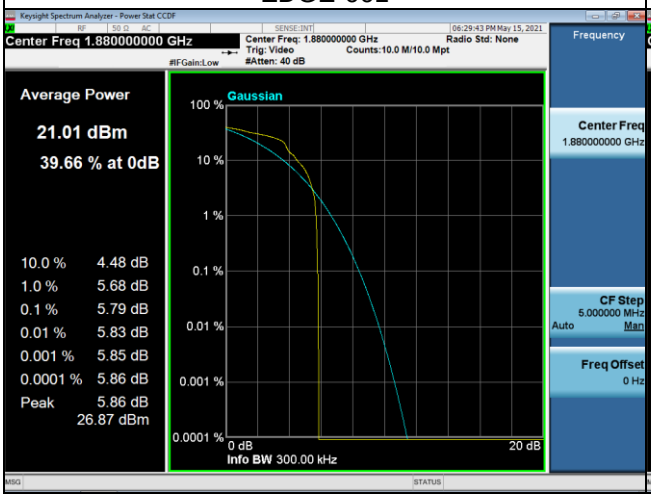

EDGE-810

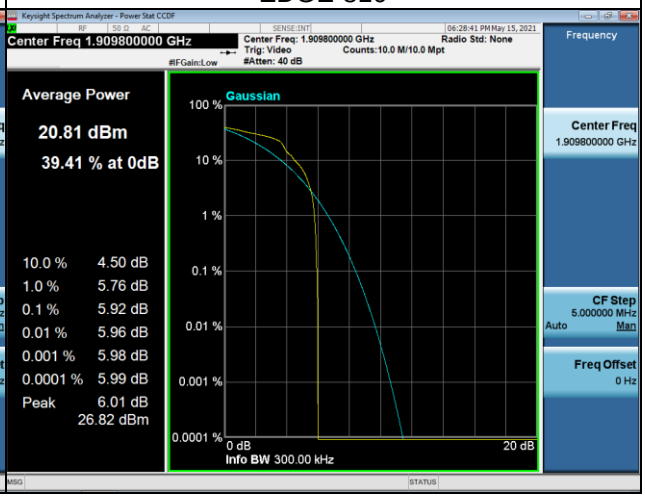

LTE Band 2_1.4M Spectrum Plot

QPSK-18607

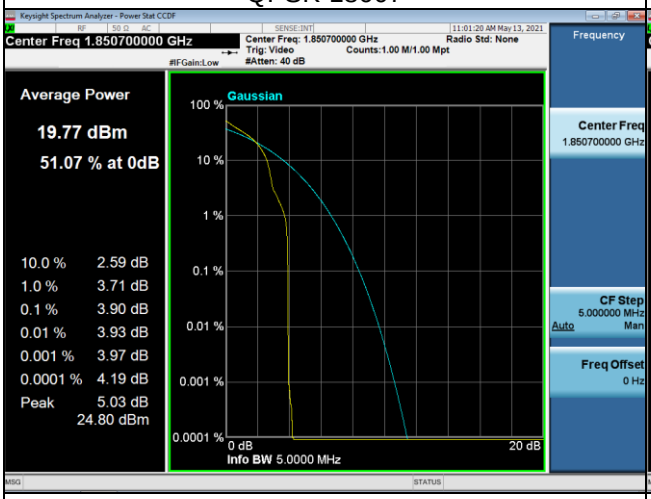

QPSK-18900

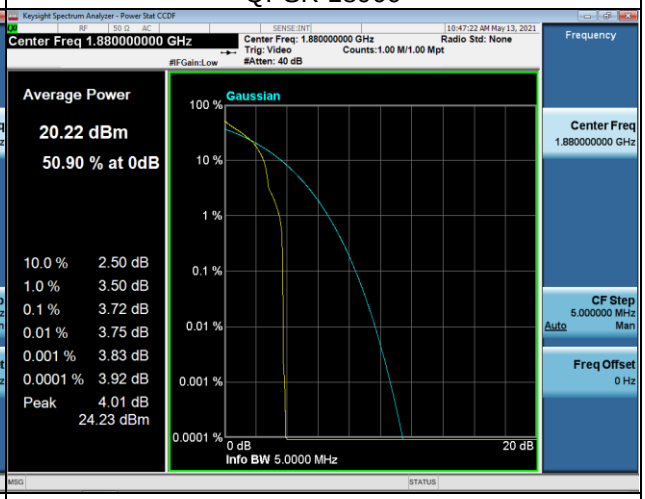

QPSK-19193

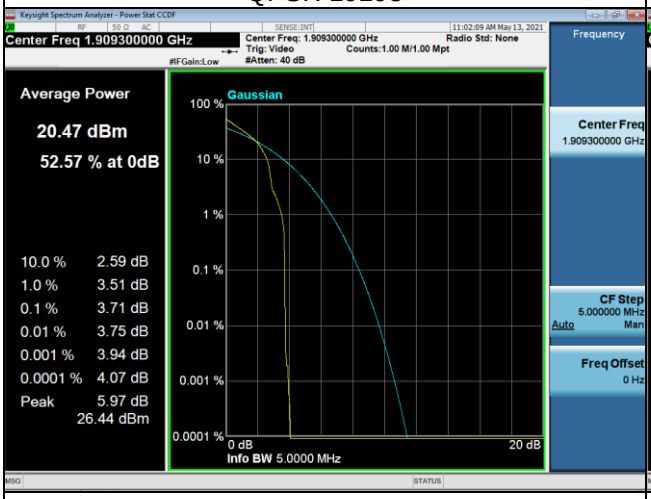

16QAM-18607

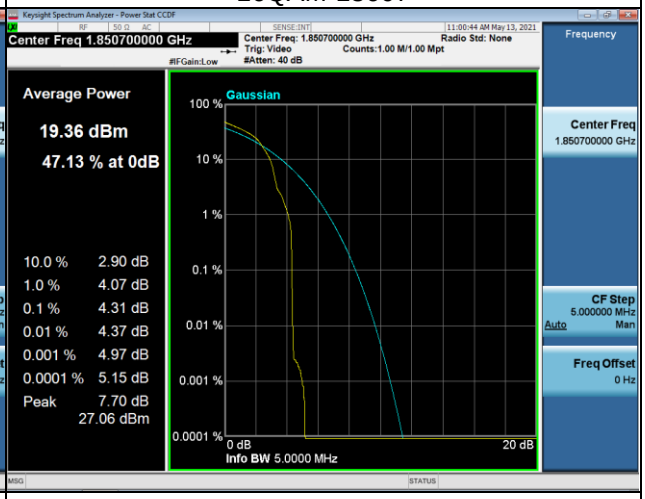

16QAM-18900

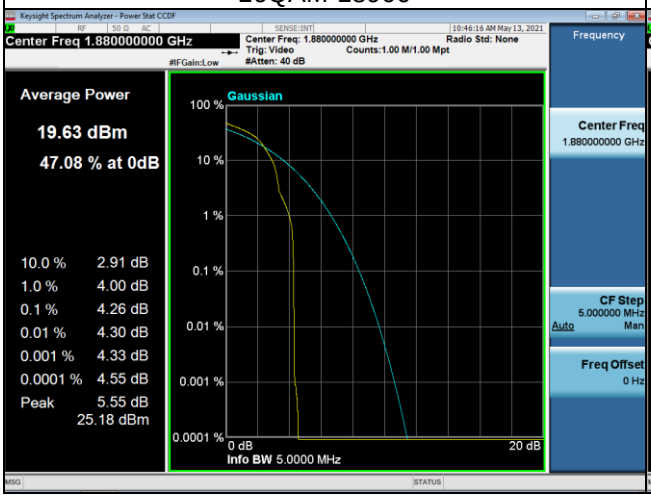

16QAM-19193

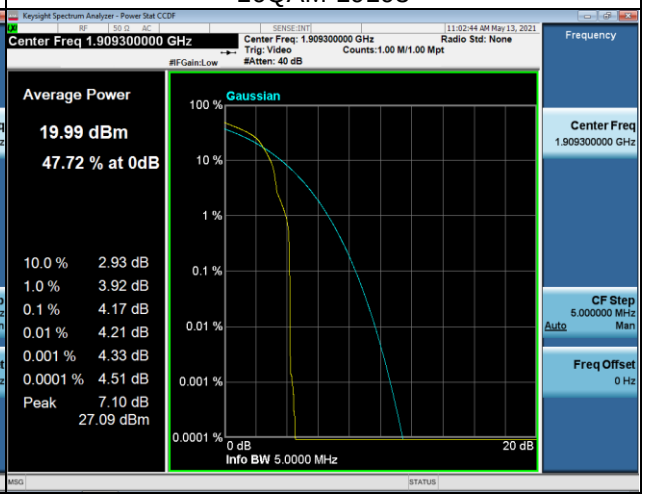

LTE Band 2_3M Spectrum Plot

QPSK-18615

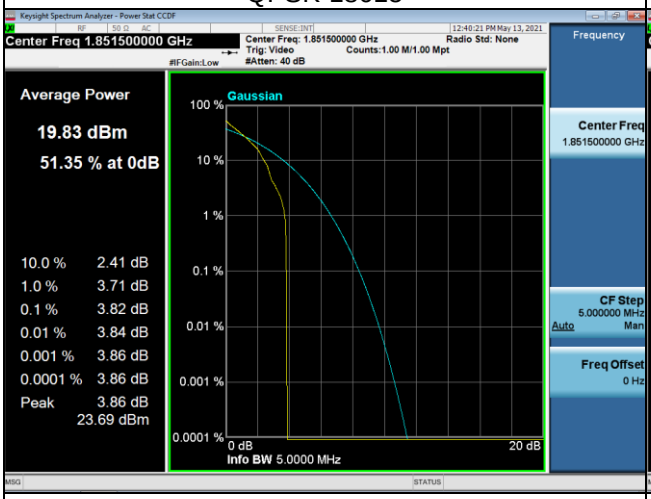

QPSK-18900

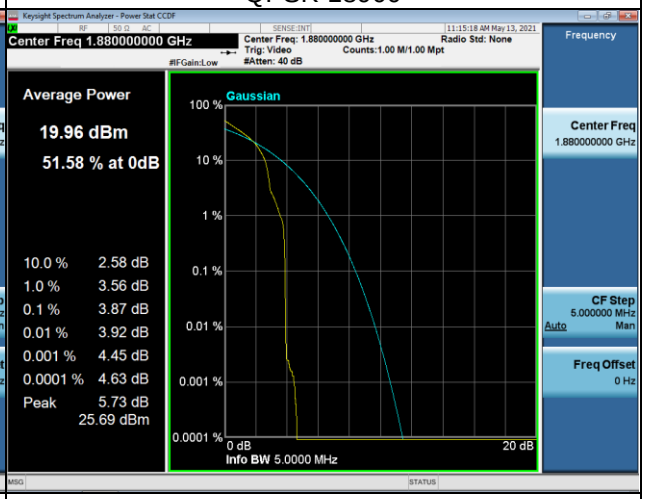

QPSK-19185

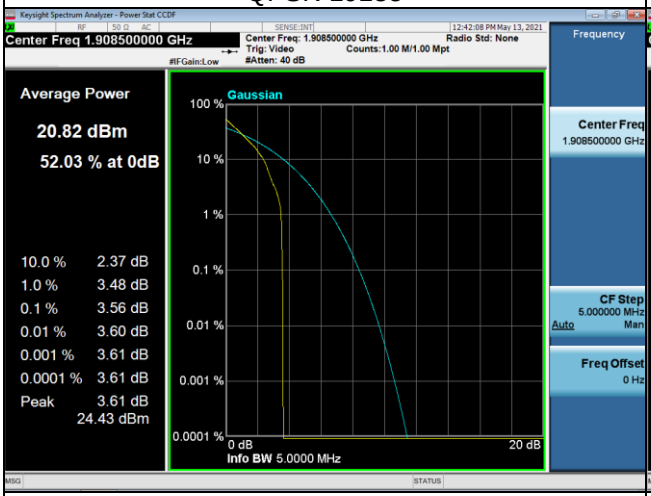

16QAM-18615

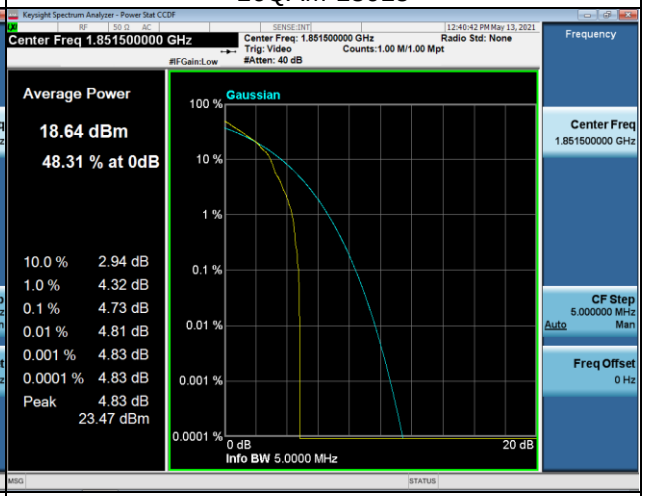

16QAM-18900

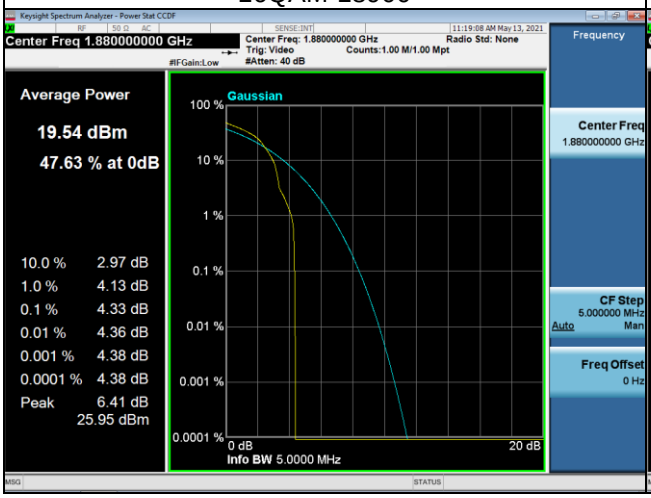

16QAM-19185

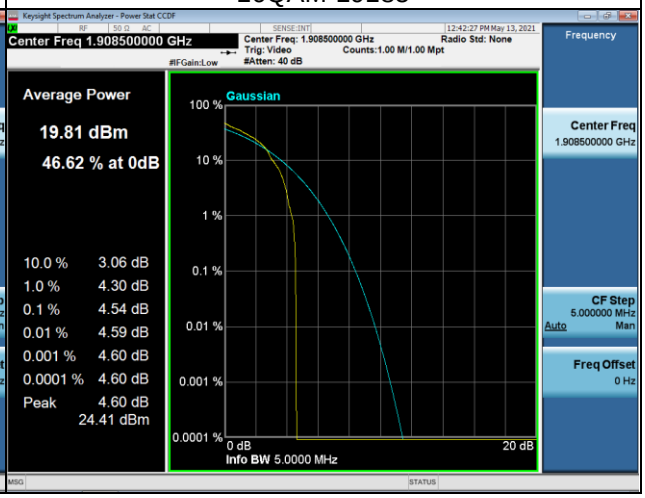

LTE Band 2_5M Spectrum Plot

QPSK-18625

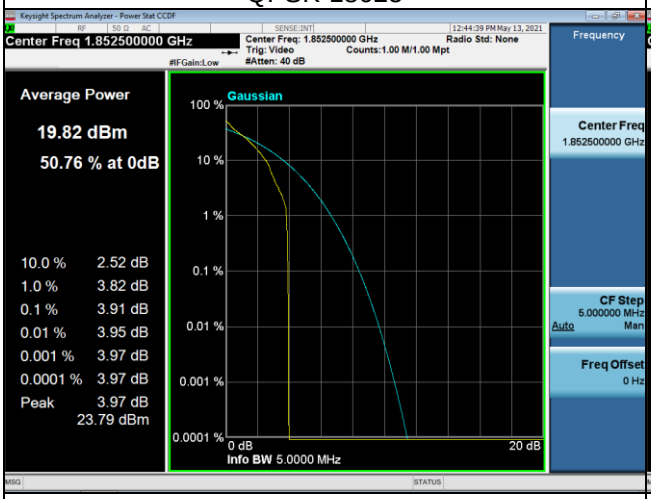

QPSK-18900

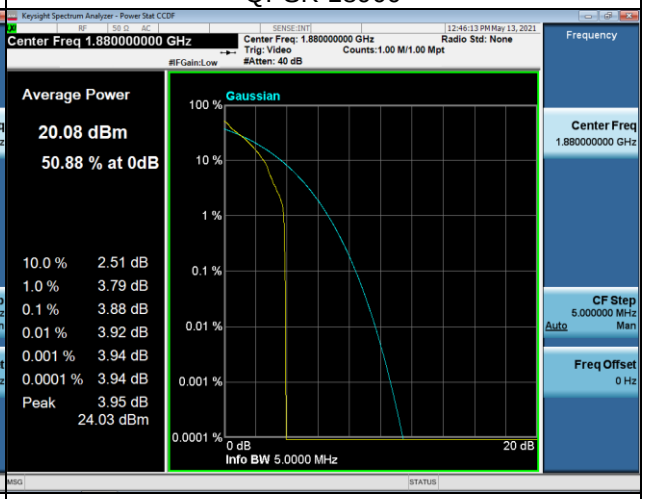

QPSK-19175

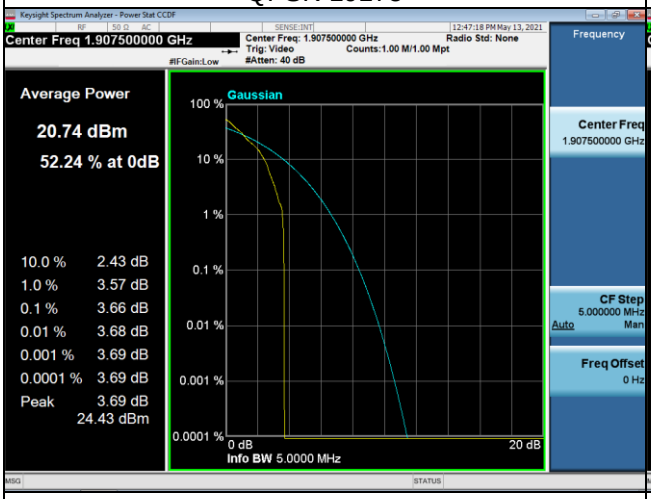

16QAM-18625

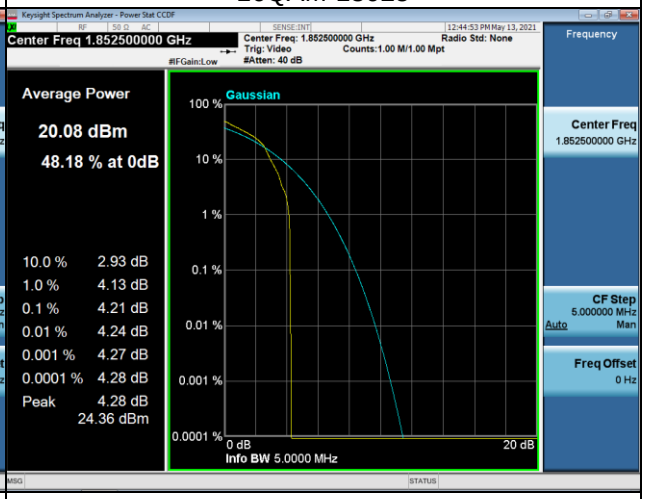

16QAM-18900

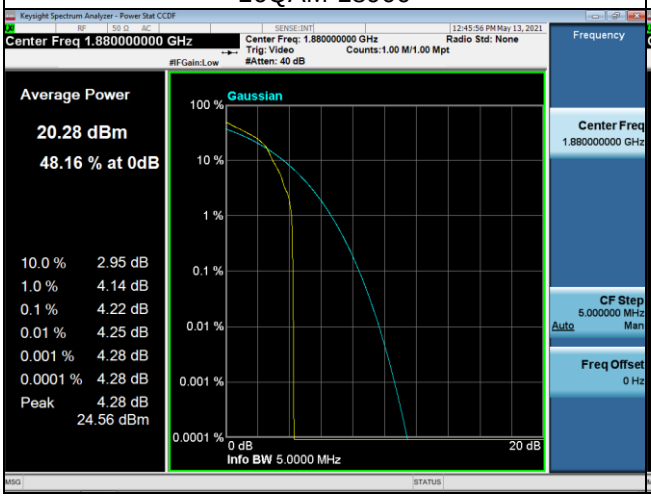

16QAM-19175

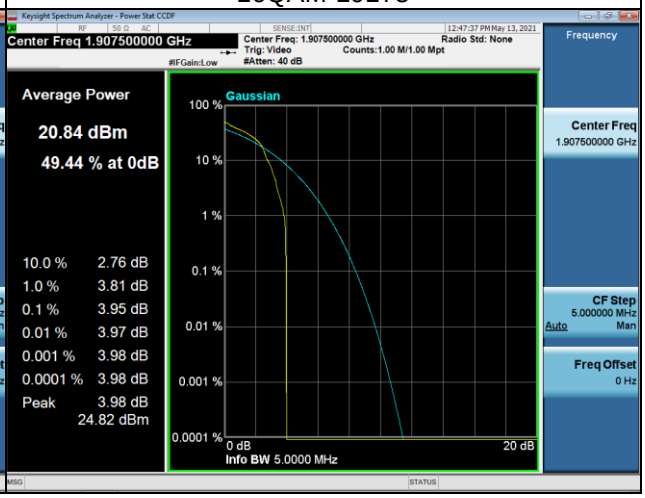

LTE Band 2_10M Spectrum Plot

QPSK-18650

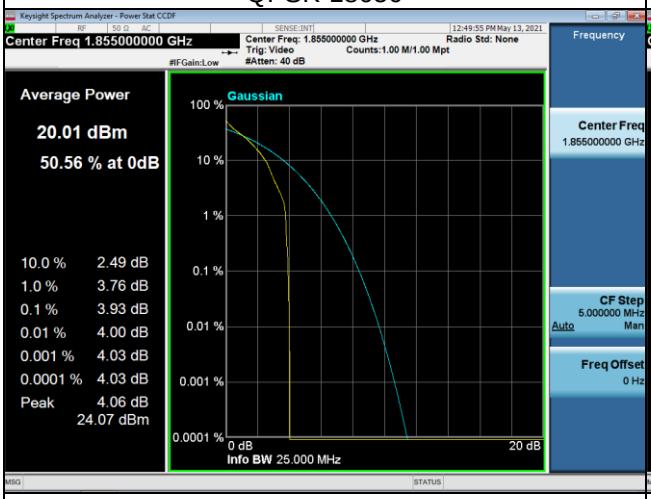

QPSK-18900

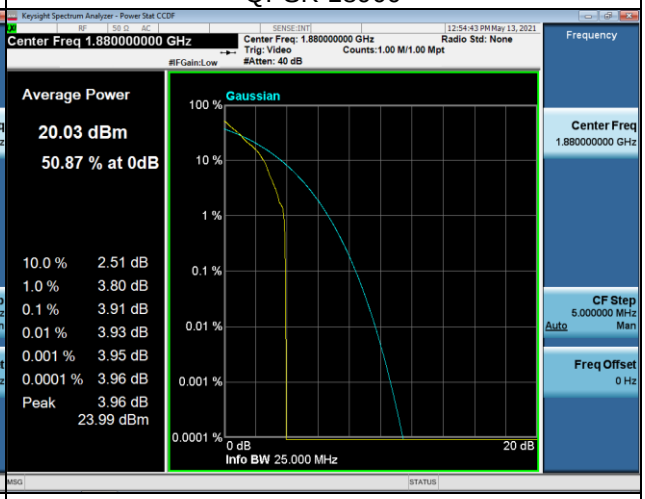

QPSK-19150

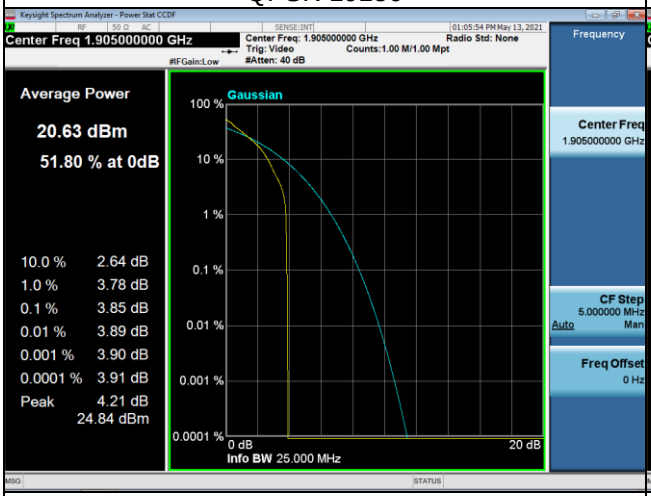

16QAM-18650

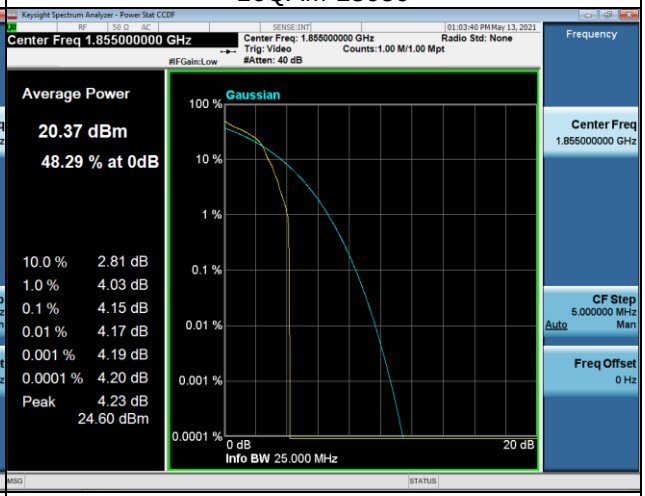

16QAM-18900

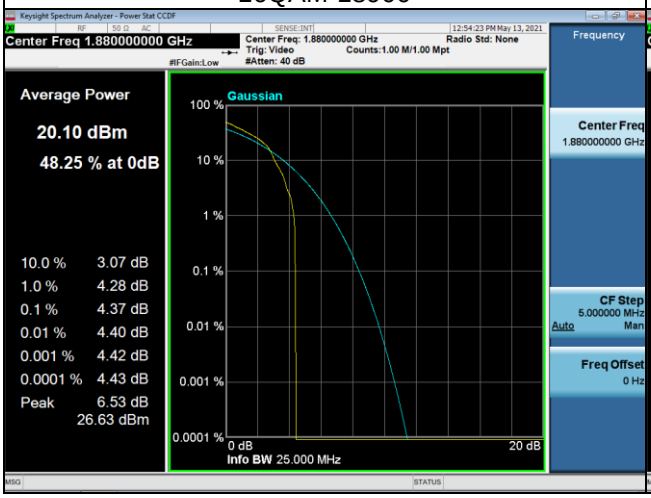

16QAM-19150

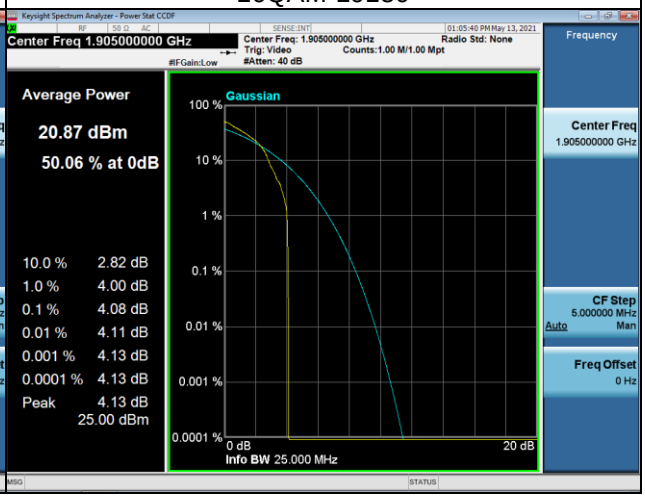

LTE Band 2_15M Spectrum Plot

QPSK-18675

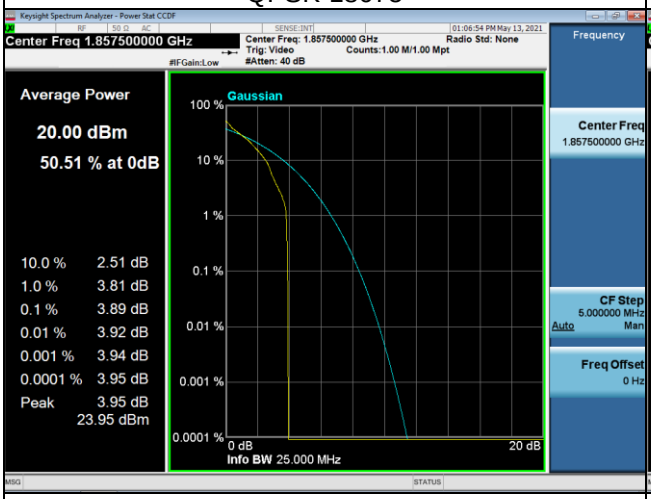

QPSK-18900

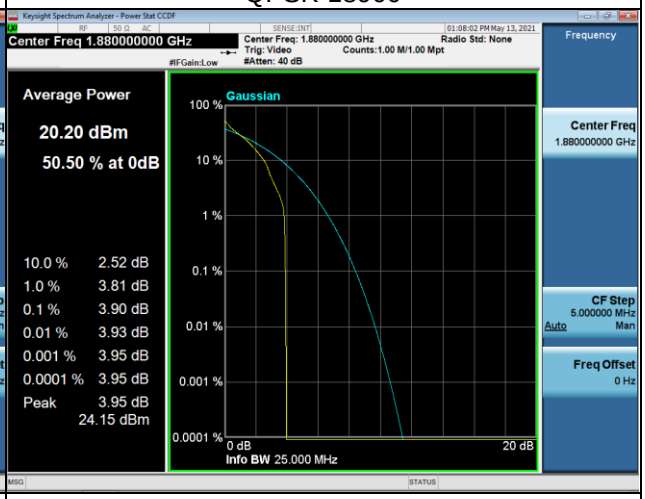

QPSK-19125

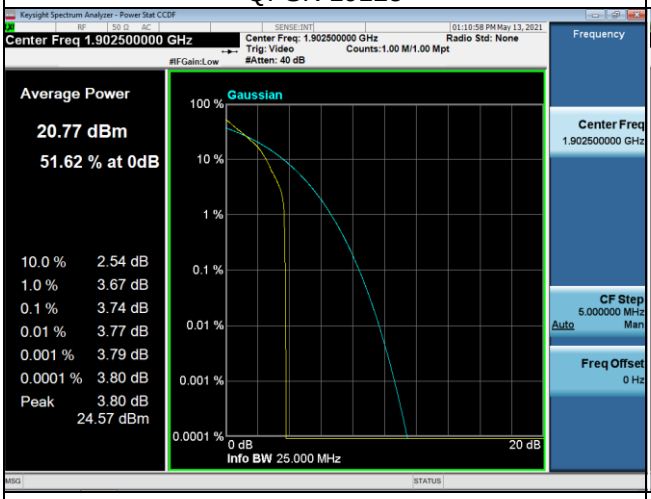

16QAM-18675

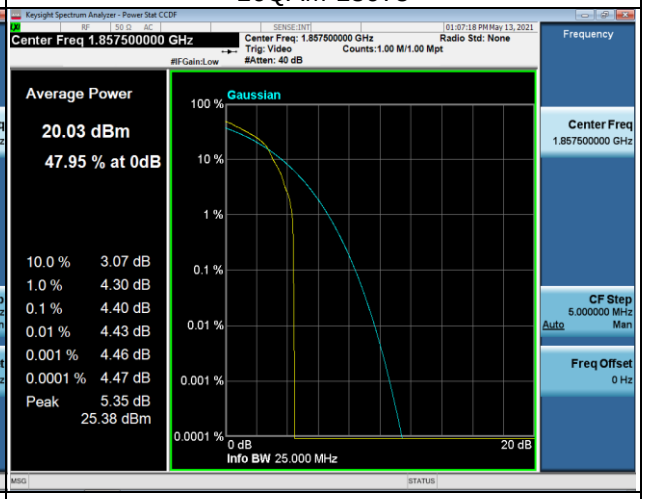

16QAM-18900

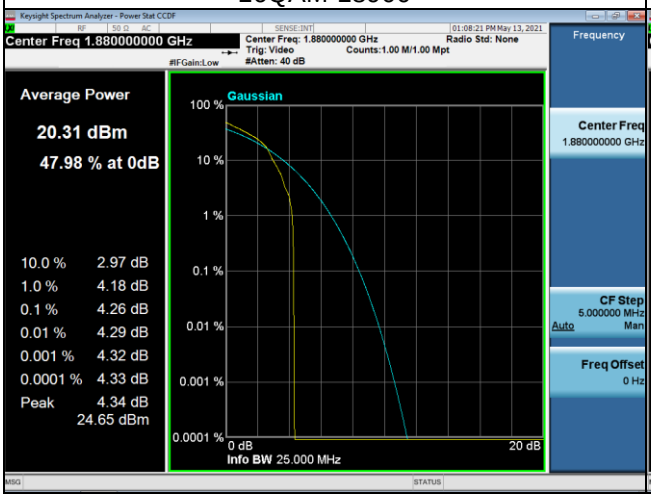

16QAM-19125

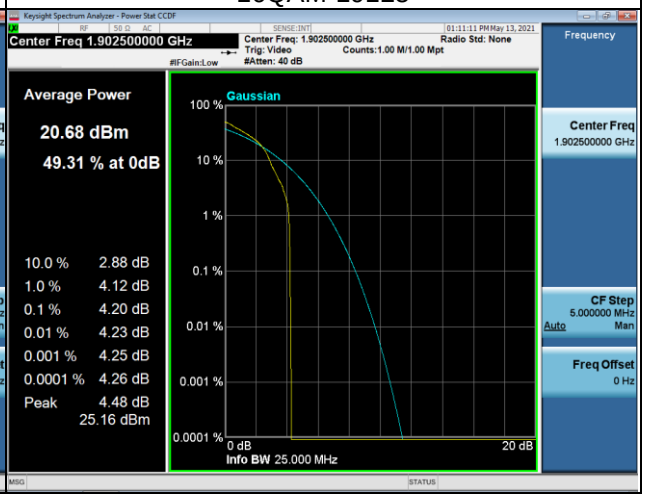

LTE Band 2_20M Spectrum Plot

QPSK-18700

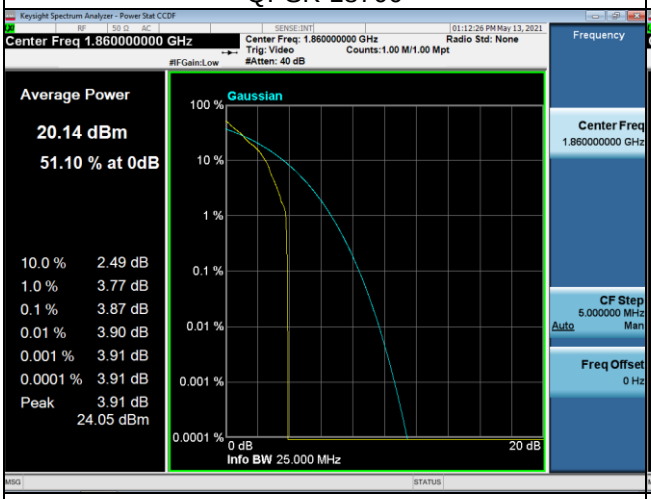

QPSK-18900

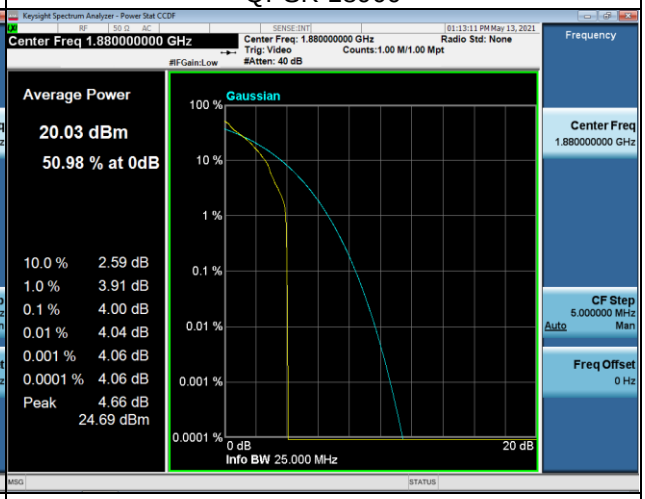

QPSK-19100

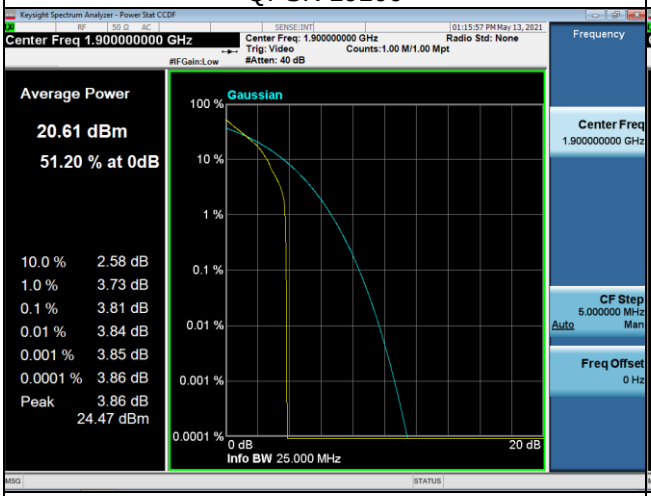

16QAM-18700

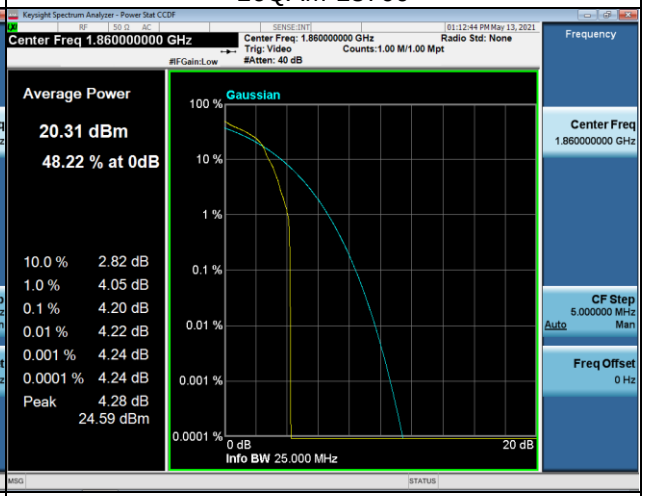

16QAM-18900

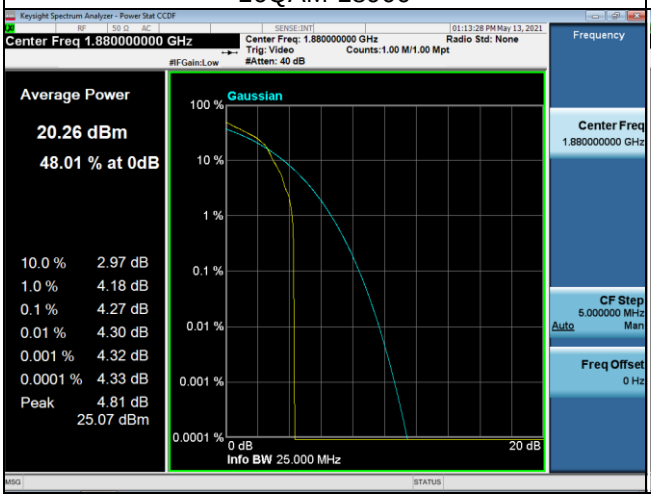

16QAM-19100

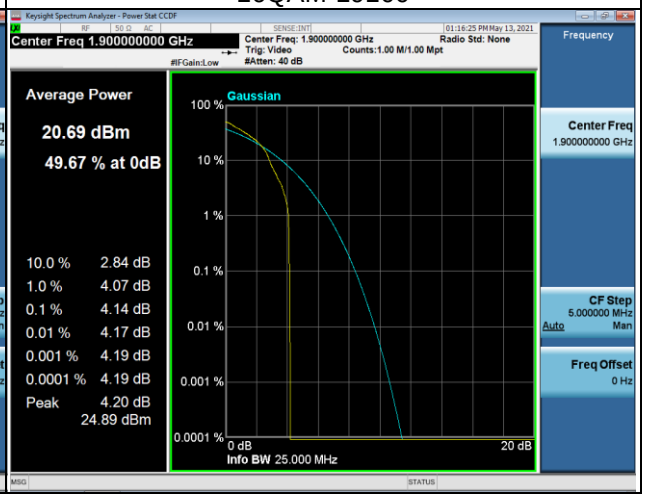

APPENDIX I - FREQUENCY STABILITY

Test Mode	PCS1900_CH661

Temperature vs. Frequency Stabiility

Temperature(°C)	Frequency Error (Hz)	Frequency Error (ppm)	Limit(ppm)
-20	4.36	0.002319149	±2.5
-10	6.32	0.003361702	
0	6.32	0.003361702	
10	3.32	0.001765957	
20	4.36	0.002319149	
30	2.36	0.001255319	
40	9.26	0.004925532	
50	3.36	0.001787234	
60	4.33	0.002303191	
Max. Deviation (ppm)	9.26	0.004925532	

Voltage vs. Frequency Stability

Voltage(Volts)	Frequency Error (Hz)	Frequency Error (ppm)	Limit(ppm)
4.2	4.36	0.002319149	±2.5
3.7	3.88	0.00206383	
3.3	3.23	0.001718085	
Max. Deviation (ppm)	4.36	0.002319149	

Test Mode	LTE Band 2_CH18900_1.4M

Temperature vs. Frequency Stabiility

Temperature(°C)	Frequency Error (Hz)	Frequency Error (ppm)	Limit(ppm)
-20	5.43	0.002888298	±2.5
-10	-5.27	-0.002803191	
0	-3.67	-0.001952128	
10	-5.06	-0.002691489	
20	6.18	0.003287234	
30	-1.14	-0.000606383	
40	2.11	0.00112234	
50	-3.16	-0.001680851	
60	1.02	0.000542553	
Max. Deviation (ppm)	6.18	0.003287234	

Voltage vs. Frequency Stability

Voltage(Volts)	Frequency Error (Hz)	Frequency Error (ppm)	Limit(ppm)
4.2	6.23	0.00331383	±2.5
3.7	-3.51	-0.001867021	
3.3	-3.66	-0.001946809	
Max. Deviation (ppm)	6.23	0.00331383	

Test Mode	LTE Band 2_CH18900_3M

Temperature vs. Frequency Stabiility

Temperature(°C)	Frequency Error (Hz)	Frequency Error (ppm)	Limit(ppm)
-20	5.27	0.002803191	±2.5
-10	-3.98	-0.002117021	
0	4.55	0.002420213	
10	-1.47	-0.000781915	
20	-5.59	-0.002973404	
30	-2.81	-0.001494681	
40	2.90	0.001542553	
50	4.51	0.002398936	
60	3.14	0.001670213	
Max. Deviation (ppm)	-5.59	-0.002973404	

Voltage vs. Frequency Stability

Voltage(Volts)	Frequency Error (Hz)	Frequency Error (ppm)	Limit(ppm)
4.2	-6.41	-0.003409574	±2.5
3.7	1.58	0.000840426	
3.3	-4.83	-0.002569149	
Max. Deviation (ppm)	-6.41	-0.003409574	

Test Mode	LTE Band 2_CH18900_5M

Temperature vs. Frequency Stabiility

Temperature(°C)	Frequency Error (Hz)	Frequency Error (ppm)	Limit(ppm)
-20	-6.59	-0.003505319	±2.5
-10	-6.03	-0.003207447	
0	-2.47	-0.00131383	
10	5.26	0.002797872	
20	-2.14	-0.001138298	
30	-2.72	-0.001446809	
40	6.77	0.003601064	
50	-4.91	-0.002611702	
60	-6.41	-0.003409574	
Max. Deviation (ppm)	6.77	0.003601064	

Voltage vs. Frequency Stability

Voltage(Volts)	Frequency Error (Hz)	Frequency Error (ppm)	Limit(ppm)
4.2	-4.49	-0.002388298	±2.5
3.7	2.27	0.001207447	
3.3	-3.81	-0.002026596	
Max. Deviation (ppm)	-4.49	-0.002388298	

Test Mode	LTE Band 2_CH18900_10M

Temperature vs. Frequency Stabiility

Temperature(°C)	Frequency Error (Hz)	Frequency Error (ppm)	Limit(ppm)
-20	-6.45	-0.003430851	±2.5
-10	-3.33	-0.001771277	
0	-4.74	-0.002521277	
10	4.89	0.002601064	
20	-5.16	-0.002744681	
30	-5.06	-0.002691489	
40	-3.85	-0.002047872	
50	-4.92	-0.002617021	
60	-4.42	-0.002351064	
Max. Deviation (ppm)	-6.45	-0.003430851	

Voltage vs. Frequency Stability

Voltage(Volts)	Frequency Error (Hz)	Frequency Error (ppm)	Limit(ppm)
4.2	-1.20	-0.000638298	±2.5
3.7	-5.18	-0.002755319	
3.3	-4.27	-0.002271277	
Max. Deviation (ppm)	-5.18	-0.002755319	

Test Mode	LTE Band 2_CH18900_15M

Temperature vs. Frequency Stabiility

Temperature(°C)	Frequency Error (Hz)	Frequency Error (ppm)	Limit(ppm)
-20	3.04	0.001617021	±2.5
-10	0.92	0.000489362	
0	3.14	0.001670213	
10	2.48	0.001319149	
20	6.59	0.003505319	
30	-2.69	-0.001430851	
40	6.35	0.00337766	
50	4.08	0.002170213	
60	1.93	0.001026596	
Max. Deviation (ppm)	6.59	0.003505319	

Voltage vs. Frequency Stability

Voltage(Volts)	Frequency Error (Hz)	Frequency Error (ppm)	Limit(ppm)
4.2	-3.29	-0.00175	±2.5
3.7	5.45	0.002898936	
3.3	-4.28	-0.002276596	
Max. Deviation (ppm)	5.45	0.002898936	

Test Mode	LTE Band 2_CH18900_20M

Temperature vs. Frequency Stabiility

Temperature(°C)	Frequency Error (Hz)	Frequency Error (ppm)	Limit(ppm)
-20	-5.44	-0.002893617	±2.5
-10	-2.66	-0.001414894	
0	-3.37	-0.001792553	
10	-6.55	-0.003484043	
20	4.83	0.002569149	
30	-6.76	-0.003595745	
40	2.08	0.001106383	
50	4.46	0.00237234	
60	2.77	0.001473404	
Max. Deviation (ppm)	-6.76	-0.003595745	

Voltage vs. Frequency Stability

Voltage(Volts)	Frequency Error (Hz)	Frequency Error (ppm)	Limit(ppm)
4.2	-4.84	-0.002574468	±2.5
3.7	-4.50	-0.002393617	
3.3	-1.36	-0.000723404	
Max. Deviation (ppm)	-4.84	-0.002574468	

End of Test Report