Appendix Test Data

Report No.:	1812C40013112501-M1	Test Sample No.:	1-2-2
Start Test Date:	2025-5-28	Finish Test Date:	2025-6-13
Test Engineer:	Huisen Guan	Auditor:	Justin Feng
Temperature:	25.7℃	Relative Humidity:	50%
Pressure:	101kPa		

Appendix A: 6dB Bandwidth

Test Result

Test Mode	Antenna	Frequency[MHz]	6dB BW [MHz]	FL[MHz]	FH[MHz]	Limit[MHz]	Verdict
11B	Ant1	2412	9.28	2407.32	2416.60	0.5	PASS
11B	Ant1	2437	9.28	2432.32	2441.60	0.5	PASS
11B	Ant1	2462	9.28	2457.32	2466.60	0.5	PASS
11G	Ant1	2412	15.28	2404.44	2419.72	0.5	PASS
11G	Ant1	2437	15.92	2429.04	2444.96	0.5	PASS
11G	Ant1	2462	16.12	2453.92	2470.04	0.5	PASS
11N20SISO	Ant1	2412	17.04	2403.40	2420.44	0.5	PASS
11N20SISO	Ant1	2437	16.32	2428.88	2445.20	0.5	PASS
11N20SISO	Ant1	2462	15.96	2453.96	2469.92	0.5	PASS

Test Graphs

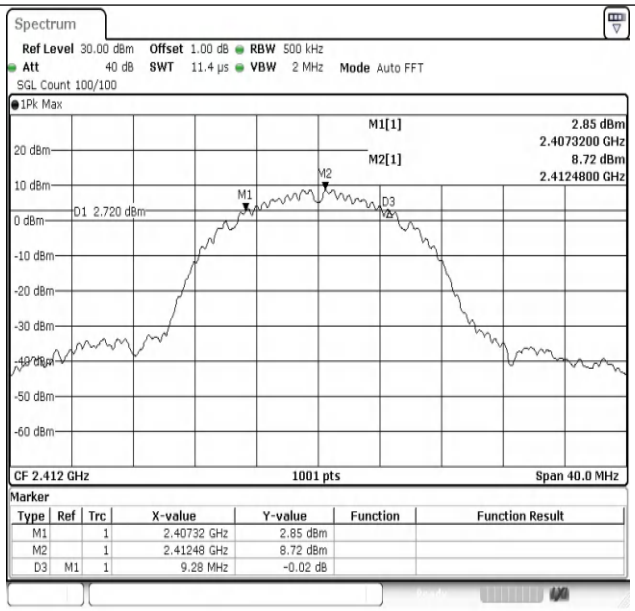

11B-Ant1-2412-PASS

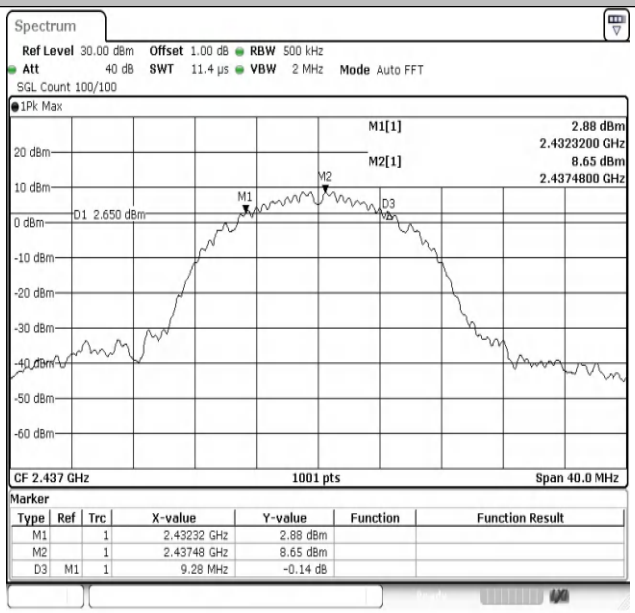

11B-Ant1-2437-PASS

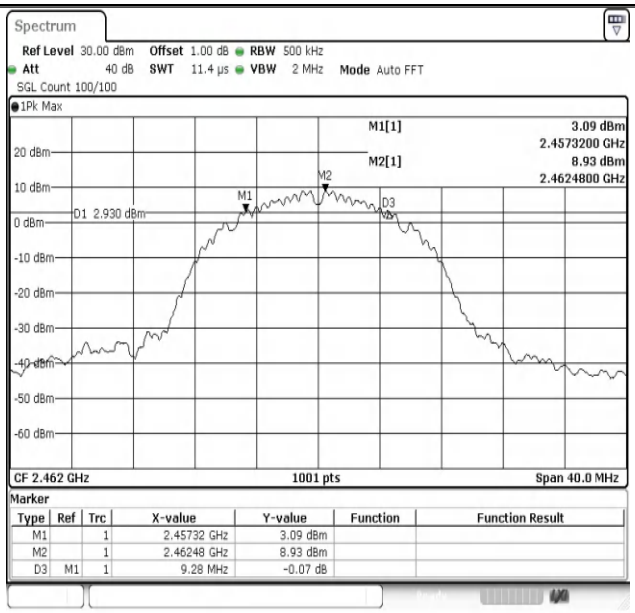

11B-Ant1-2462-PASS

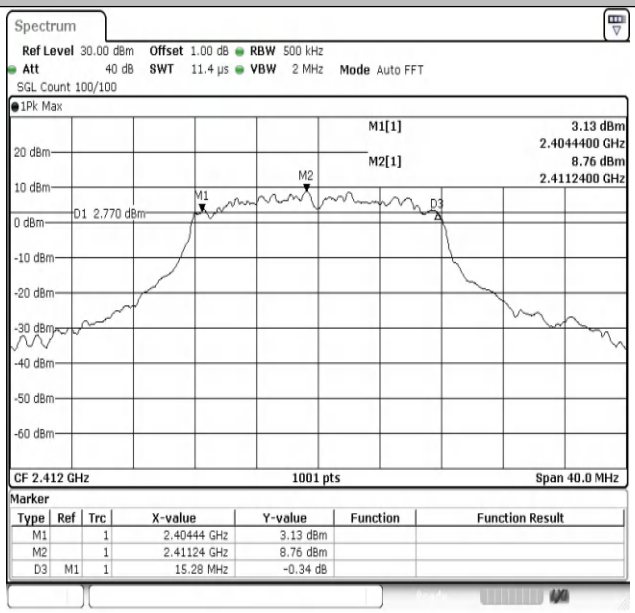

11G-Ant1-2412-PASS

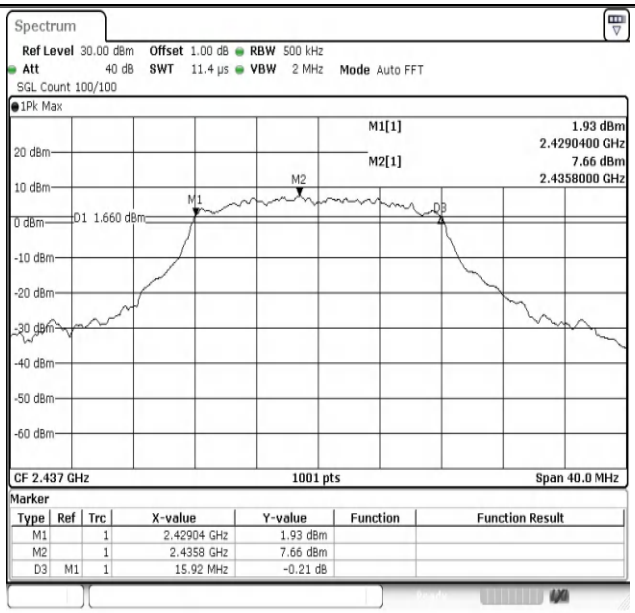

11G-Ant1-2437-PASS

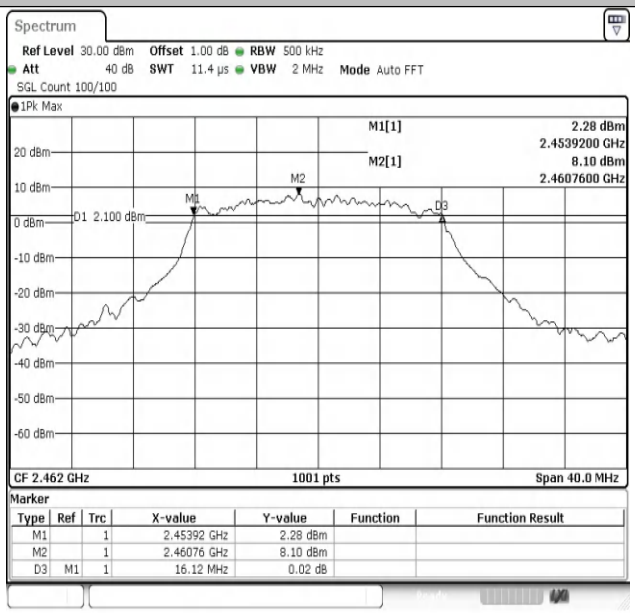

11G-Ant1-2462-PASS

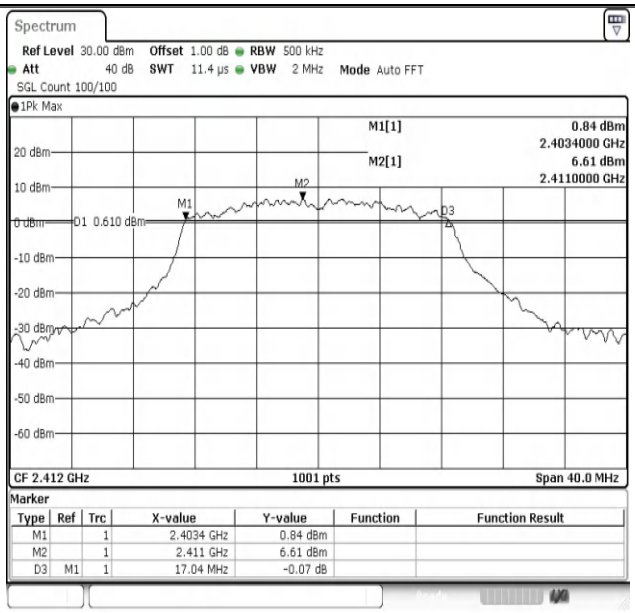

11N20SISO-Ant1-2412-PASS

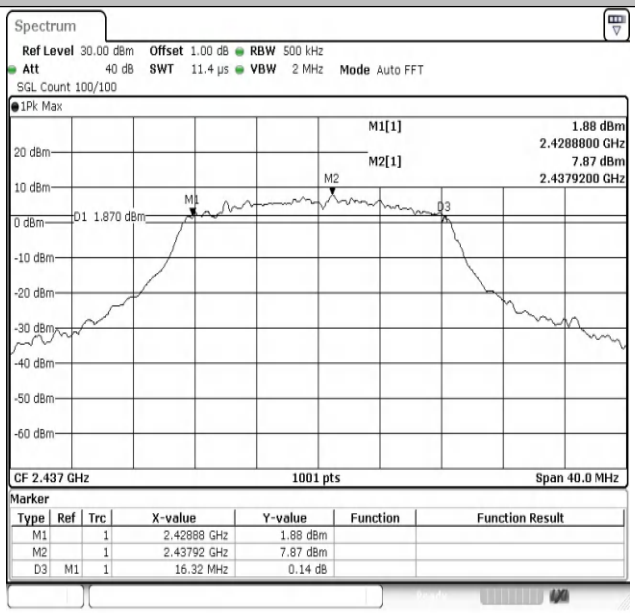

11N20SISO-Ant1-2437-PASS

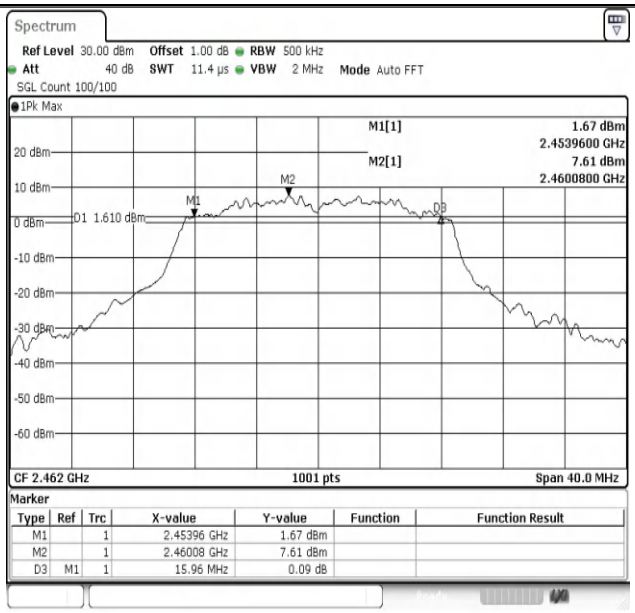

11N20SISO-Ant1-2462-PASS

Appendix B: 99% Occupied Bandwidth

Test Result

Test Mode	Antenna	Channel Frequency[MHz]	OCB [MHz]	FL[MHz]	FH[MHz]	Limit[MHz]	Verdict
11B	Ant1	2412	13.946	2405.0070	2418.9530	---	---
11B	Ant1	2437	13.946	2430.0070	2443.9530	---	---
11B	Ant1	2462	13.946	2455.0070	2468.9530	---	---
11G	Ant1	2412	16.503	2403.7283	2420.2318	---	---
11G	Ant1	2437	16.743	2428.6883	2445.4316	---	---
11G	Ant1	2462	16.503	2453.7682	2470.2717	---	---
11N20SISO	Ant1	2412	17.542	2403.1688	2420.7113	---	---
11N20SISO	Ant1	2437	17.782	2428.0490	2445.8312	---	---
11N20SISO	Ant1	2462	17.582	2453.0889	2470.6713	---	---

Test Graphs

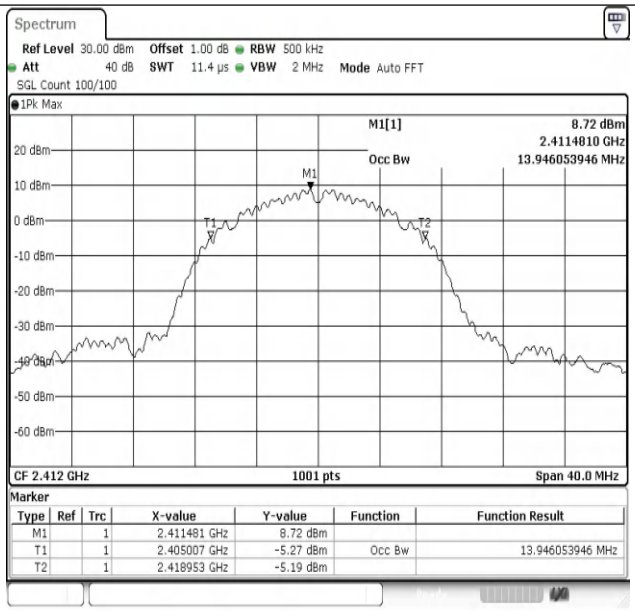

11B-Ant1-2412

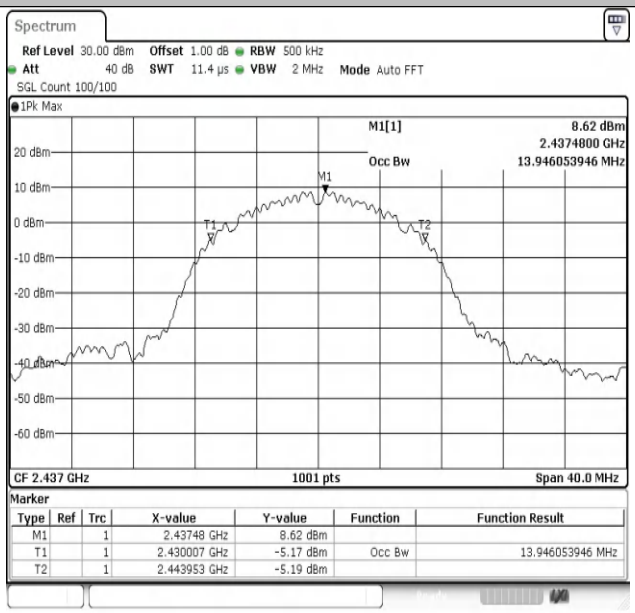

11B-Ant1-2437

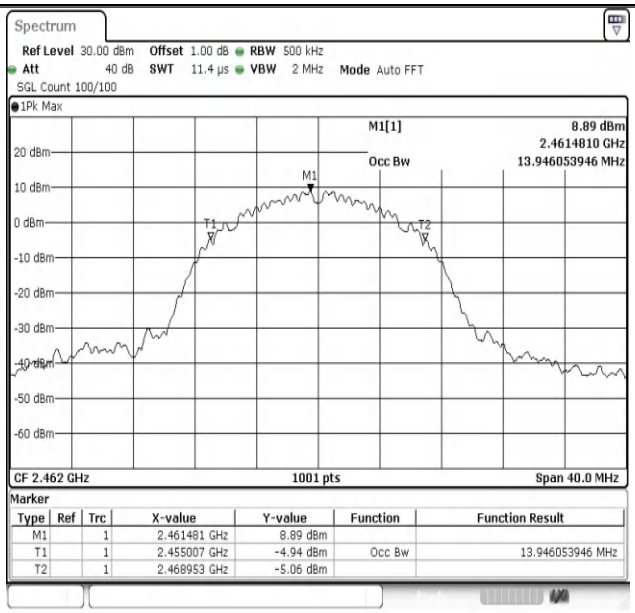

11B-Ant1-2462

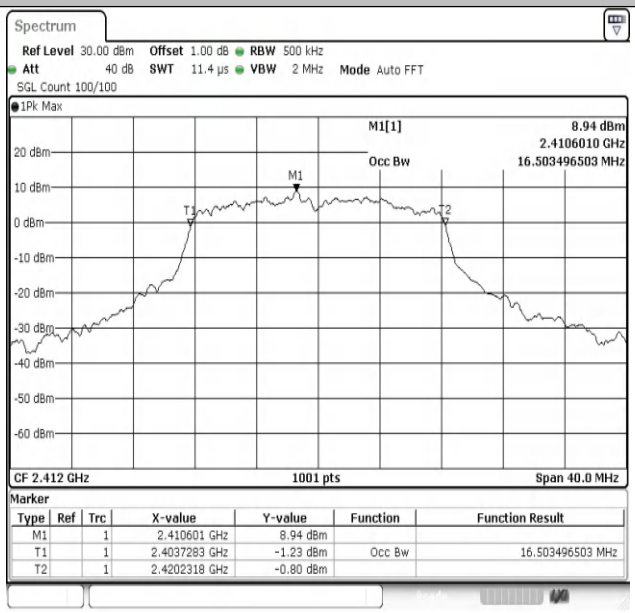

11G-Ant1-2412

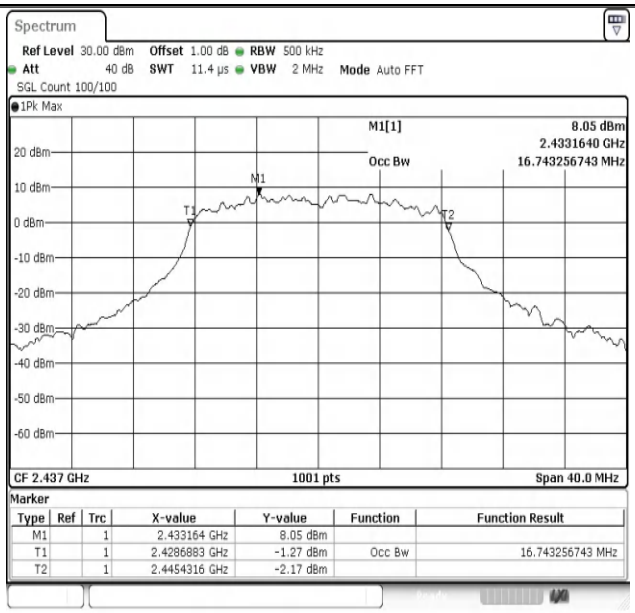

11G-Ant1-2437

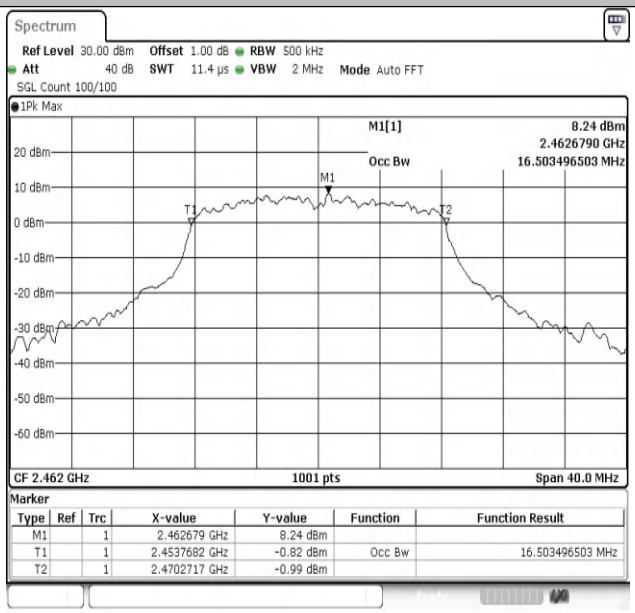

11G-Ant1-2462

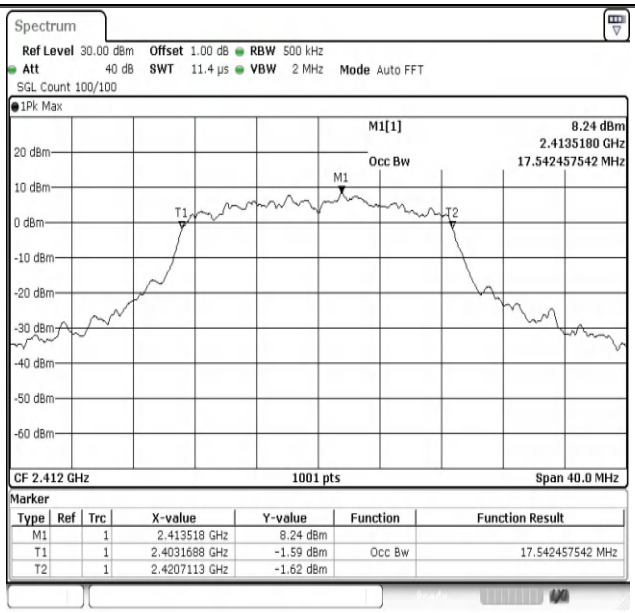

11N20SISO-Ant1-2412

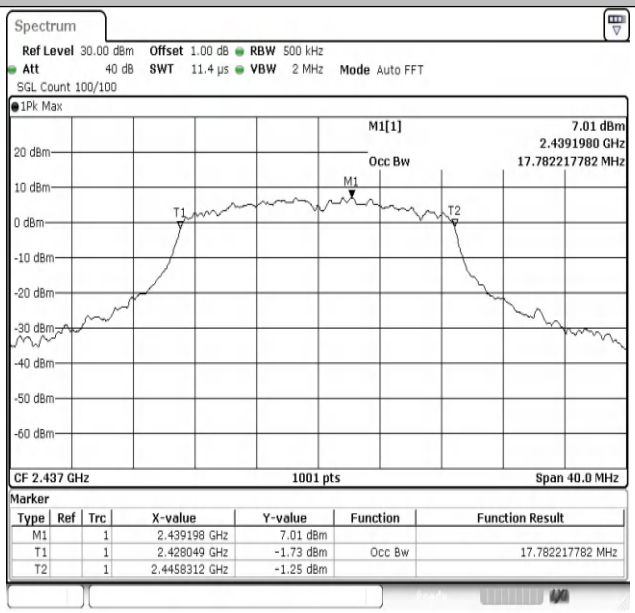

11N20SISO-Ant1-2437

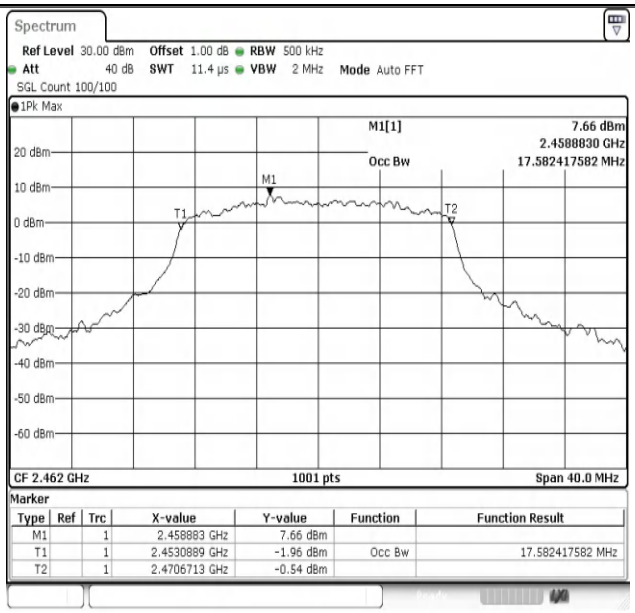

11N20SISO-Ant1-2462

Appendix C: Maximum conducted output power

Test Result Average

Test Mode	Antenna	Frequency [MHz]	Set Power	Average power [dBm]	Duty Cycle [%]	DC Factor [dB]	Result [dBm]	Limit [dBm]	Verdict
11B	Ant1	2412	NA	16.45	100.00	0.00	**16.45**	≤30.00	PASS
11B	Ant1	2437	NA	16.39	100.00	0.00	16.39	≤30.00	PASS
11B	Ant1	2462	NA	16.45	100.00	0.00	16.45	≤30.00	PASS
11G	Ant1	2412	NA	14.69	100.00	0.00	14.69	≤30.00	PASS
11G	Ant1	2437	NA	14.85	100.00	0.00	14.85	≤30.00	PASS
11G	Ant1	2462	NA	14.70	100.00	0.00	14.70	≤30.00	PASS
11N20SISO	Ant1	2412	NA	14.16	100.00	0.00	14.16	≤30.00	PASS
11N20SISO	Ant1	2437	NA	14.23	100.00	0.00	14.23	≤30.00	PASS
11N20SISO	Ant1	2462	NA	14.15	100.00	0.00	14.15	≤30.00	PASS

Note：1. The cable loss are compensated in the graph

Test Graphs Average

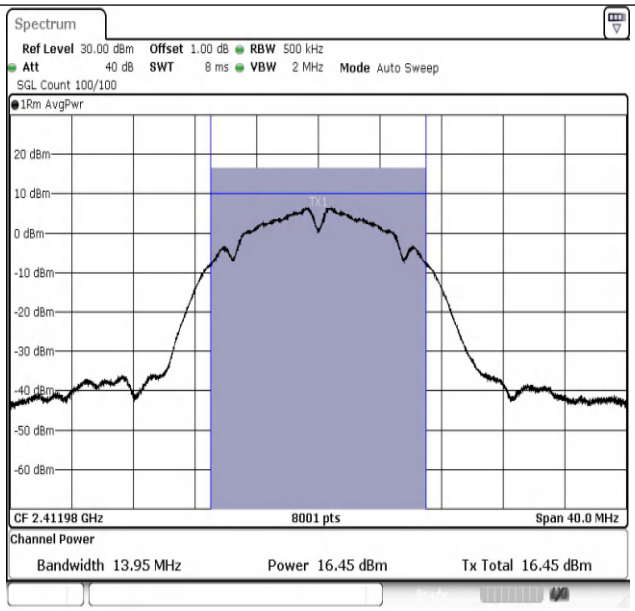

11B-Ant1-2412-PASS

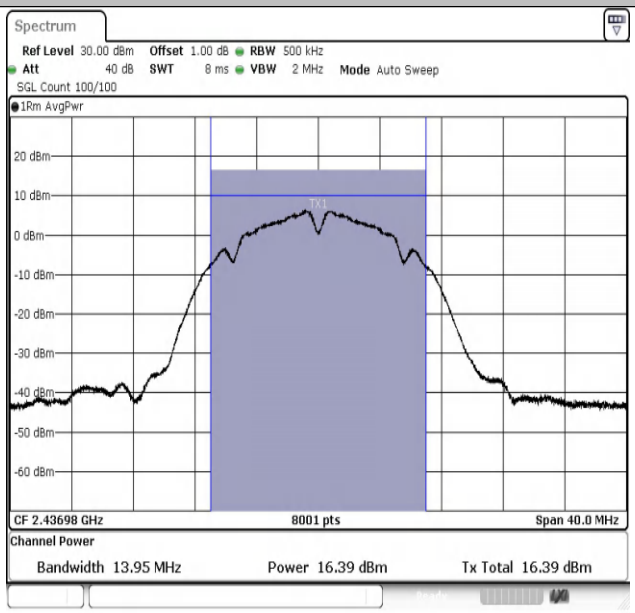

11B-Ant1-2437-PASS

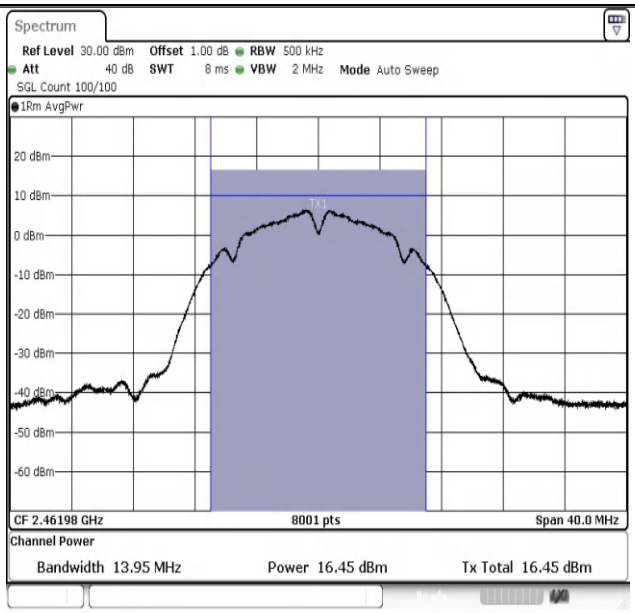

11B-Ant1-2462-PASS

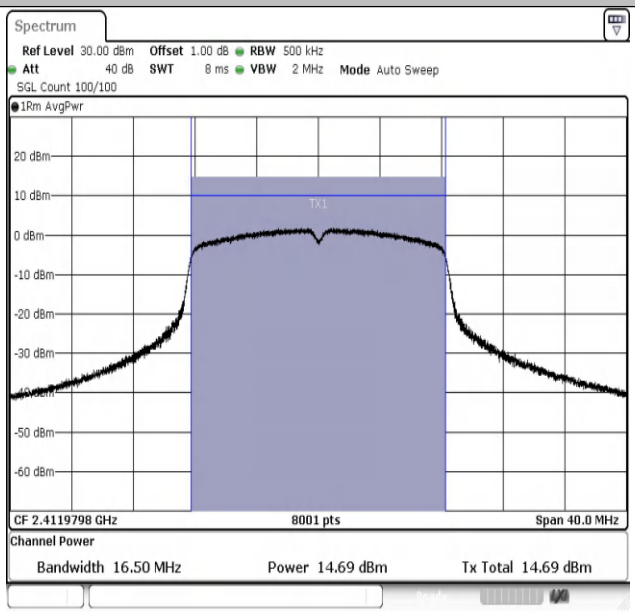

11G-Ant1-2412-PASS

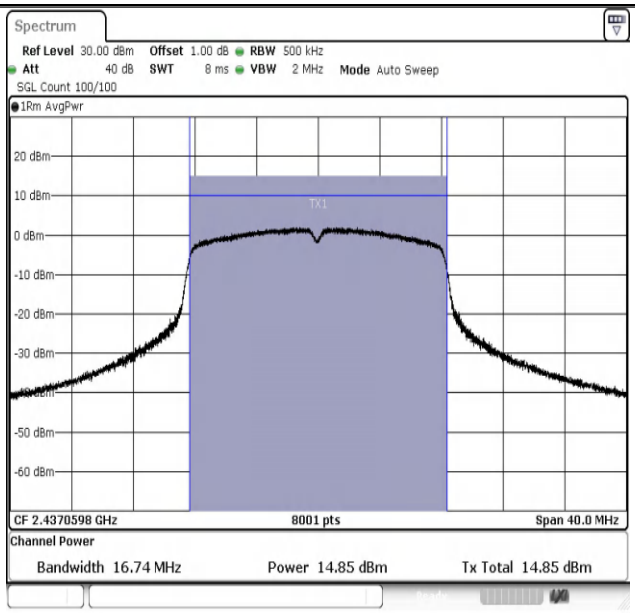

11G-Ant1-2437-PASS

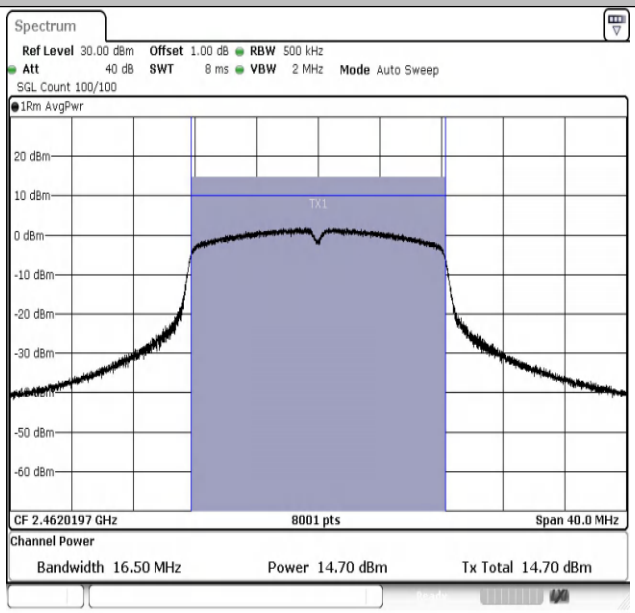

11G-Ant1-2462-PASS

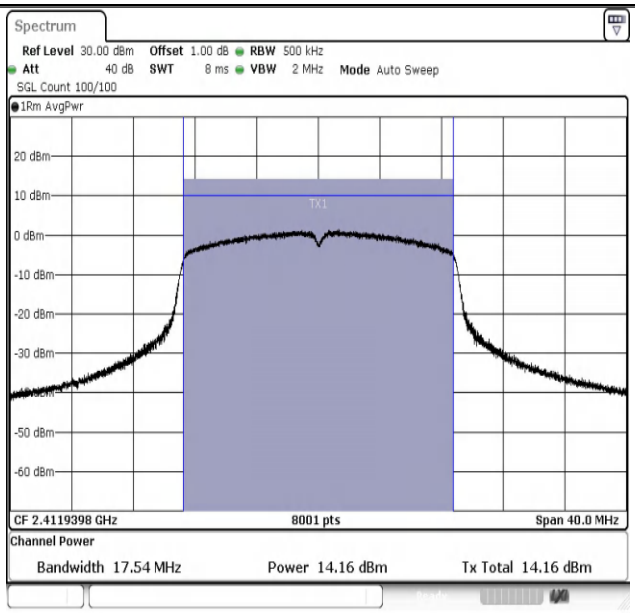

11N20SISO-Ant1-2412-PASS

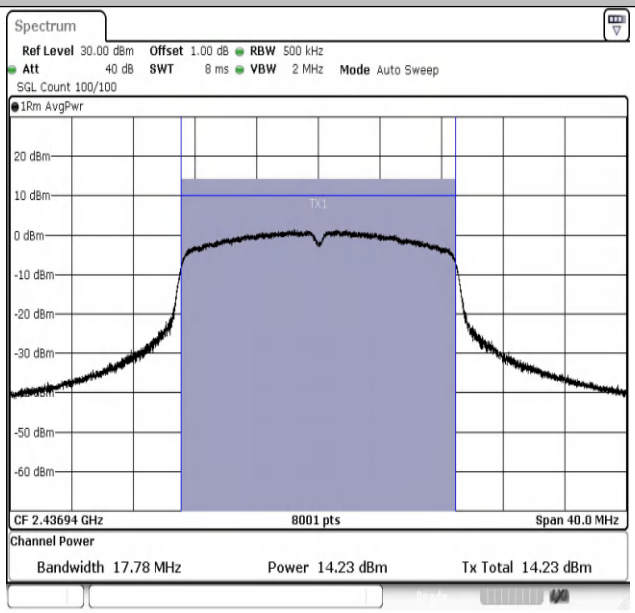

11N20SISO-Ant1-2437-PASS

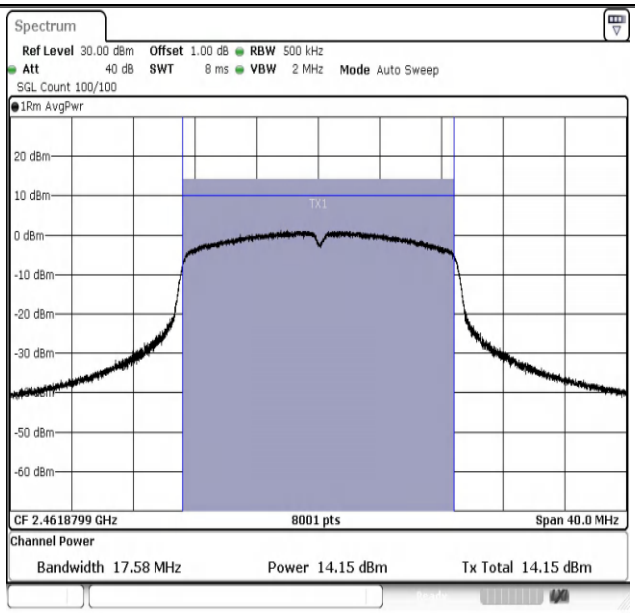

11N20SISO-Ant1-2462-PASS

Appendix D: Maximum power spectral density

Test Result

Test Mode	Antenna	Frequency [MHz]	Reading Result [dBm/3kHz]	DC Factor [dB]	Result [dBm/3kHz]	Limit [dBm/3kHz]	Verdict
11B	Ant1	2412	-14.31	0.00	-14.31	≤8.00	PASS
11B	Ant1	2437	-14.33	0.00	-14.33	≤8.00	PASS
11B	Ant1	2462	-13.44	0.00	-13.44	≤8.00	PASS
11G	Ant1	2412	-18.54	0.00	-18.54	≤8.00	PASS
11G	Ant1	2437	-18.35	0.00	-18.35	≤8.00	PASS
11G	Ant1	2462	-18.17	0.00	-18.17	≤8.00	PASS
11N20SISO	Ant1	2412	-18.81	0.00	-18.81	≤8.00	PASS
11N20SISO	Ant1	2437	-18.69	0.00	-18.69	≤8.00	PASS
11N20SISO	Ant1	2462	-18.74	0.00	-18.74	≤8.00	PASS

Note：1. The cable loss are compensated in the graph.

Test Graphs

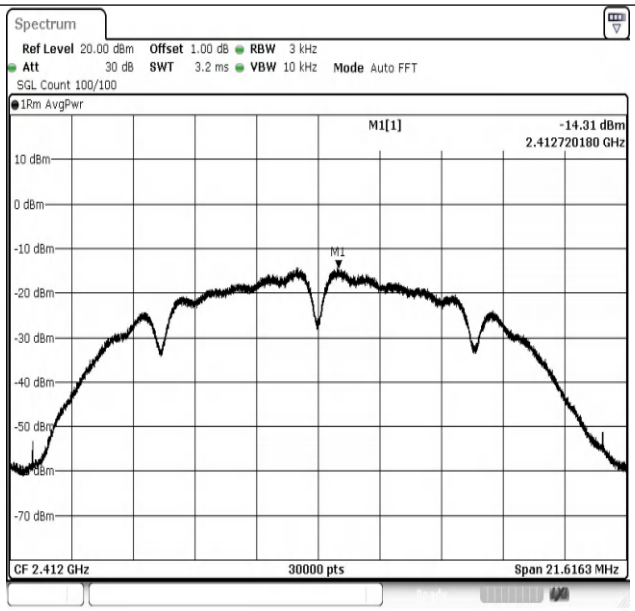

11B-Ant1-2412-PASS

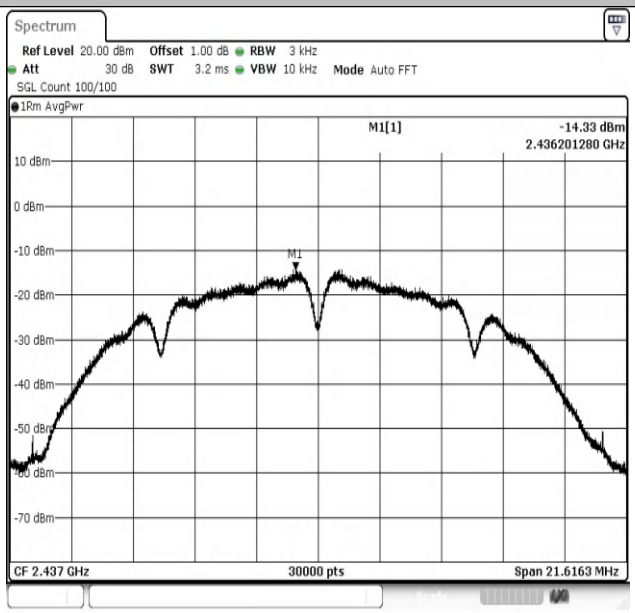

11B-Ant1-2437-PASS

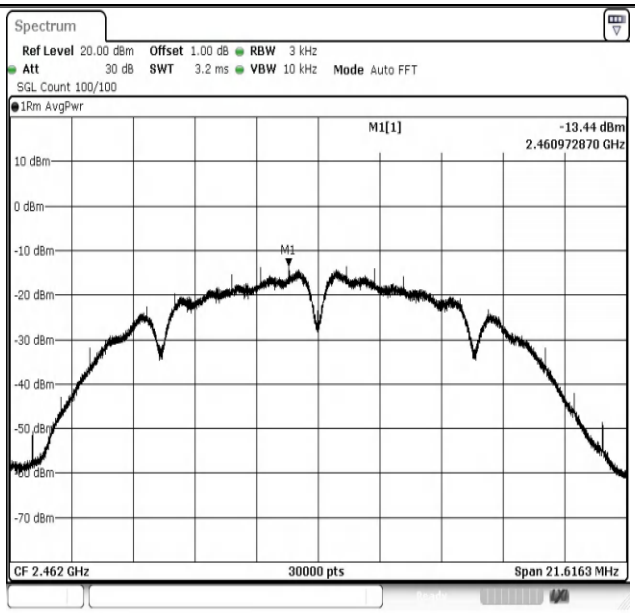

11B-Ant1-2462-PASS

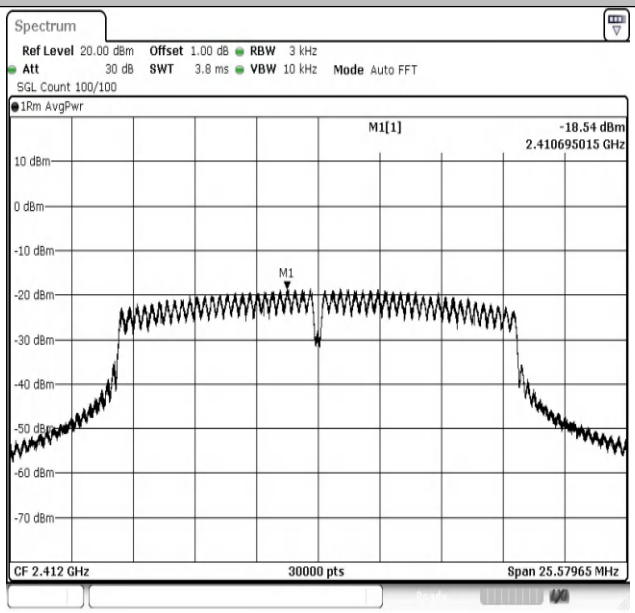

11G-Ant1-2412-PASS

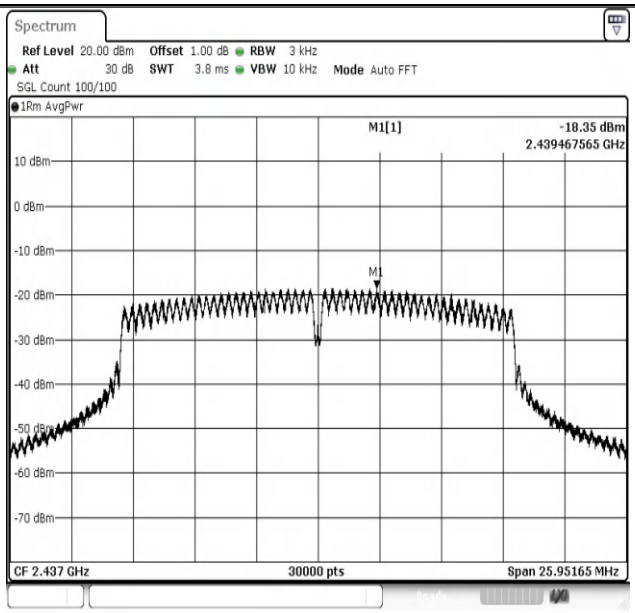

11G-Ant1-2437-PASS

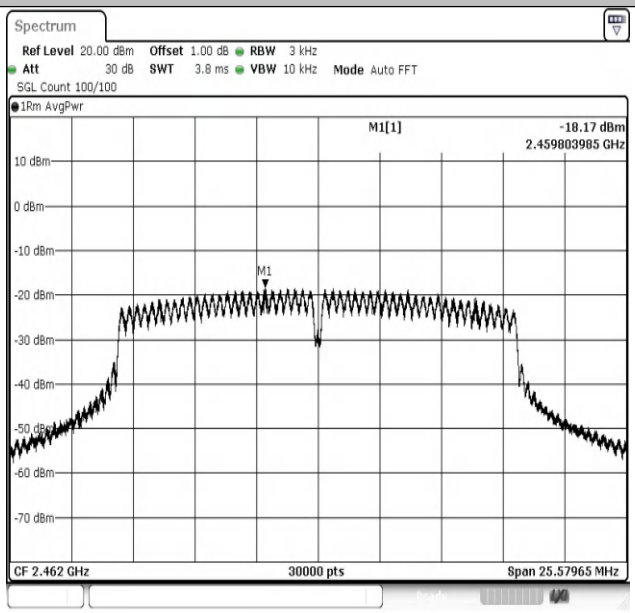

11G-Ant1-2462-PASS

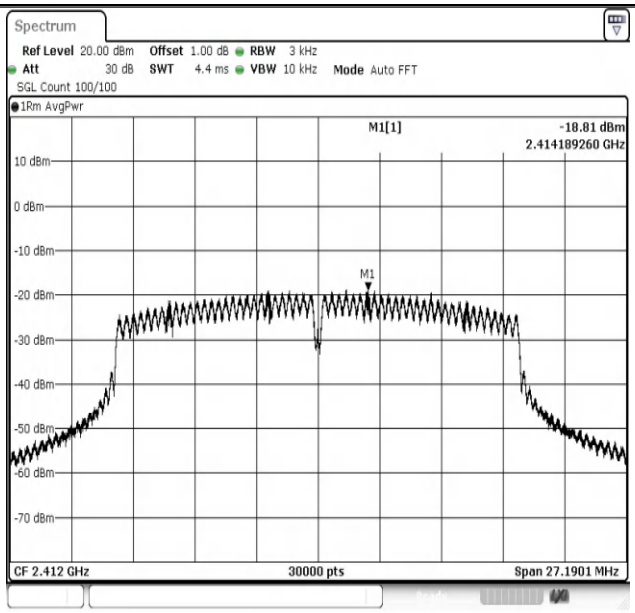

11N20SISO-Ant1-2412-PASS

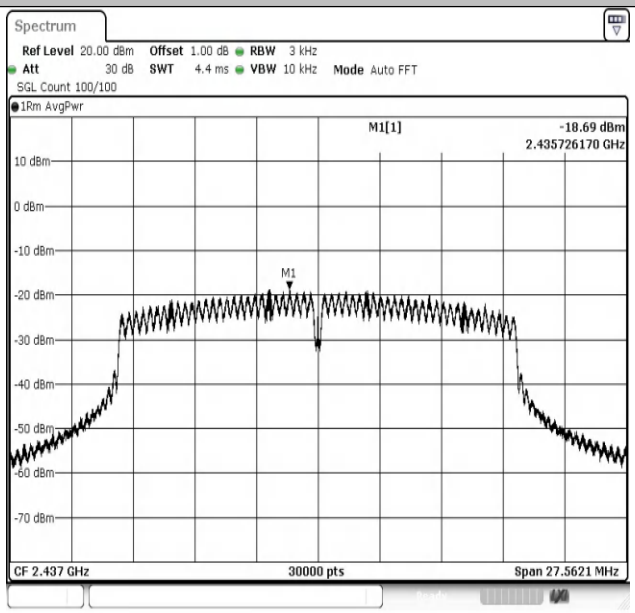

11N20SISO-Ant1-2437-PASS

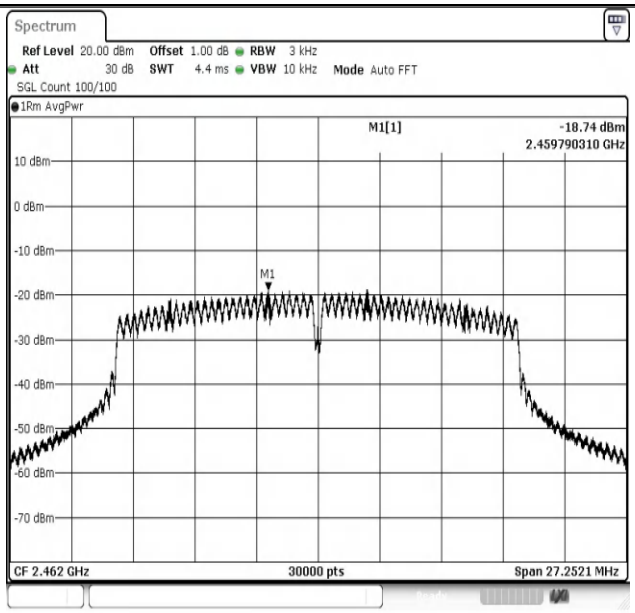

11N20SISO-Ant1-2462-PASS

Appendix E: Conducted Band edge

Test Result

Test Mode	Antenna	Ch. Name	Frequency [MHz]	Ref. Level[dBm]	Result[dBm]	Limit[dBm]	Verdict
11B	Ant1	Low	2412	7.06	-36.16	≤-22.94	PASS
11B	Ant1	High	2462	8.30	-50.28	≤-21.7	PASS
11G	Ant1	Low	2412	3.88	-29.95	≤-26.12	PASS
11G	Ant1	High	2462	3.95	-41.8	≤-26.05	PASS
11N20SISO	Ant1	Low	2412	3.71	-30.94	≤-26.29	PASS
11N20SISO	Ant1	High	2462	1.05	-40.4	≤-28.95	PASS

Remark:1. Regarding the spurious emissions from 30MHz to 26.5GHz, the cable lose have been set in the 'offset' of the Spectrum Analyzer during the test.

Test Graphs

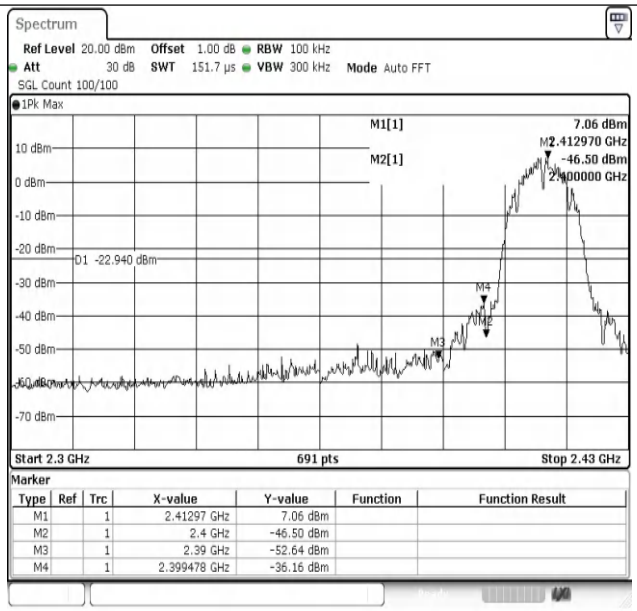

11B-Ant1-2412-PASS

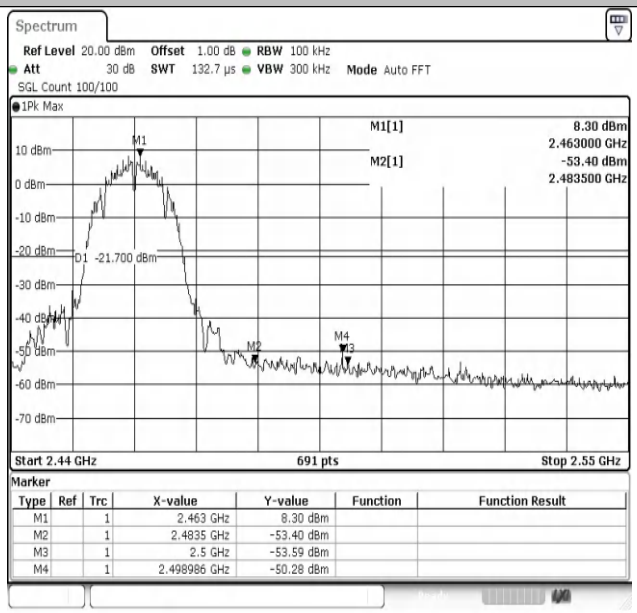

11B-Ant1-2462-PASS

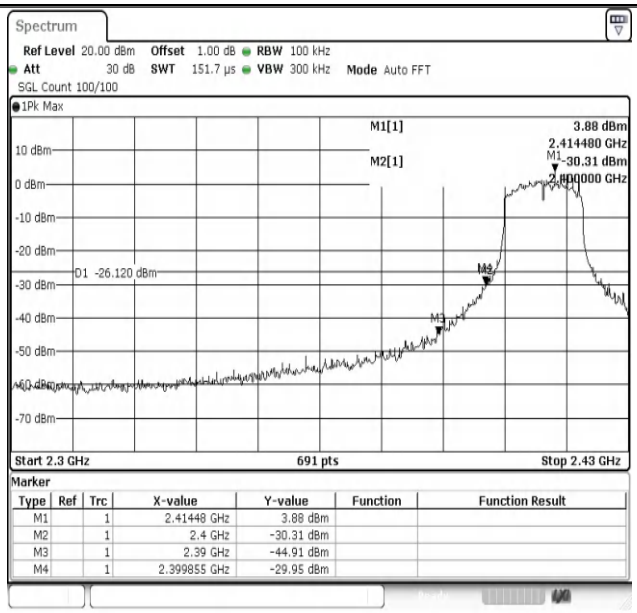

11G-Ant1-2412-PASS

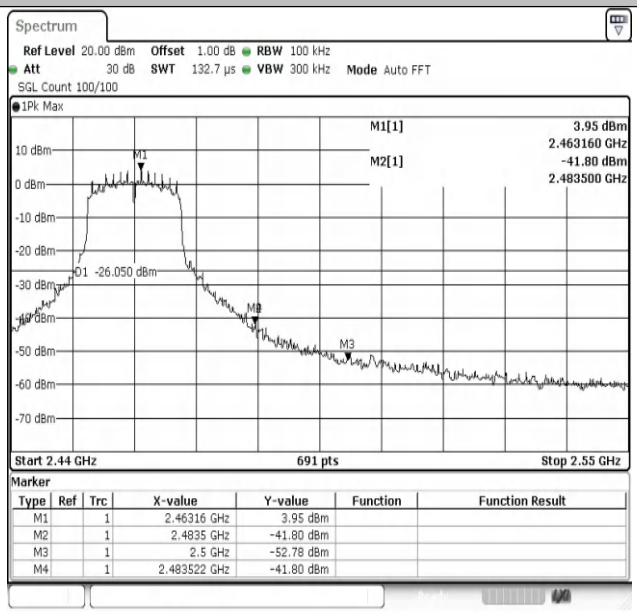

11G-Ant1-2462-PASS

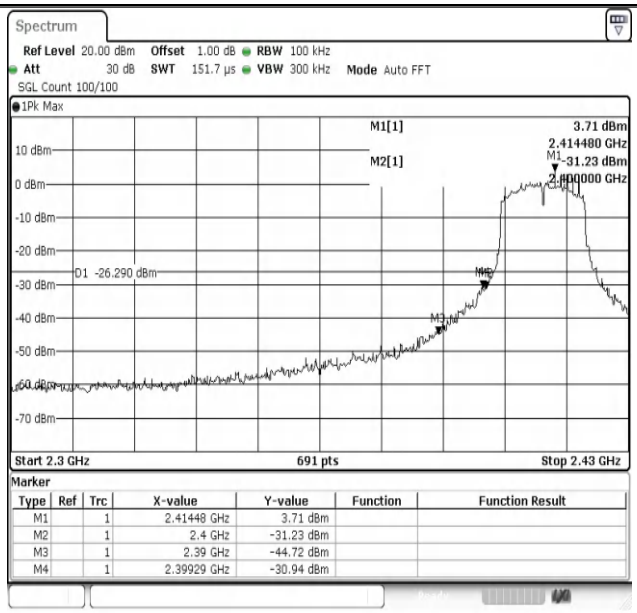

11N20SISO-Ant1-2412-PASS

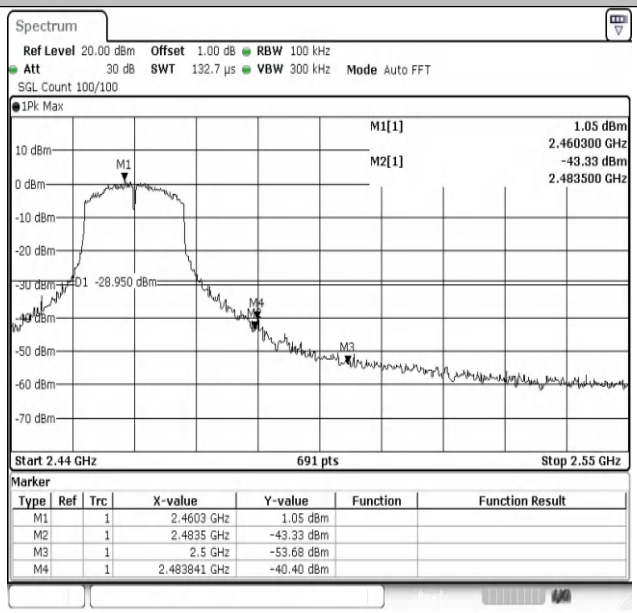

11N20SISO-Ant1-2462-PASS

Appendix F: Conducted Spurious Emission

Test Result

Test Mode	Antenna	Frequency [MHz]	Freq. Range [Mhz]	Ref. Level [dBm]	Result [dBm]	Limit [dBm]	Verdict
11B	Ant1	2412	0~Reference	8.04	8.04	---	PASS
11B	Ant1	2412	30~1000	8.04	-69.37	≤-21.96	PASS
11B	Ant1	2412	1000~26500	8.04	-46.38	≤-21.96	PASS
11B	Ant1	2437	0~Reference	6.25	6.25	---	PASS
11B	Ant1	2437	30~1000	6.25	-68.57	≤-23.75	PASS
11B	Ant1	2437	1000~26500	6.25	-46.03	≤-23.75	PASS
11B	Ant1	2462	0~Reference	7.46	7.46	---	PASS
11B	Ant1	2462	30~1000	7.46	-67.66	≤-22.54	PASS
11B	Ant1	2462	1000~26500	7.46	-45.51	≤-22.54	PASS
11G	Ant1	2412	0~Reference	1.62	1.62	---	PASS
11G	Ant1	2412	30~1000	1.62	-68.85	≤-28.38	PASS
11G	Ant1	2412	1000~26500	1.62	-54.56	≤-28.38	PASS
11G	Ant1	2437	0~Reference	4.06	4.06	---	PASS
11G	Ant1	2437	30~1000	4.06	-67.59	≤-25.94	PASS
11G	Ant1	2437	1000~26500	4.06	-54.45	≤-25.94	PASS
11G	Ant1	2462	0~Reference	1.73	1.73	---	PASS
11G	Ant1	2462	30~1000	1.73	-68.67	≤-28.27	PASS
11G	Ant1	2462	1000~26500	1.73	-54.56	≤-28.27	PASS
11N20SISO	Ant1	2412	0~Reference	0.93	0.93	---	PASS
11N20SISO	Ant1	2412	30~1000	0.93	-68.83	≤-29.07	PASS
11N20SISO	Ant1	2412	1000~26500	0.93	-54.63	≤-29.07	PASS
11N20SISO	Ant1	2437	0~Reference	0.52	0.52	---	PASS
11N20SISO	Ant1	2437	30~1000	0.52	-68.62	≤-29.48	PASS
11N20SISO	Ant1	2437	1000~26500	0.52	-54.42	≤-29.48	PASS
11N20SISO	Ant1	2462	0~Reference	0.94	0.94	---	PASS
11N20SISO	Ant1	2462	30~1000	0.94	-68.14	≤-29.06	PASS
11N20SISO	Ant1	2462	1000~26500	0.94	-54.68	≤-29.06	PASS

Remark:Regarding the spurious emissions from 30MHz to 26.5GHz, the cable lose have been set in the 'TDF' of the Spectrum Analyzer during the test.

Test Graphs

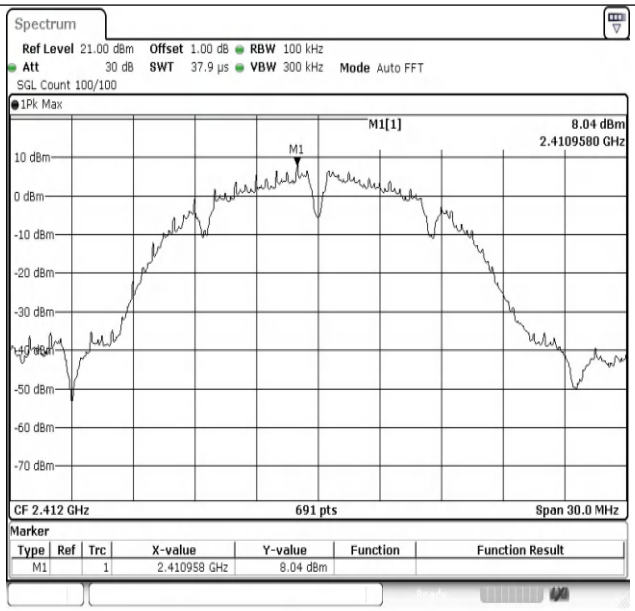

11B-Ant1-2412-0~Reference-PASS

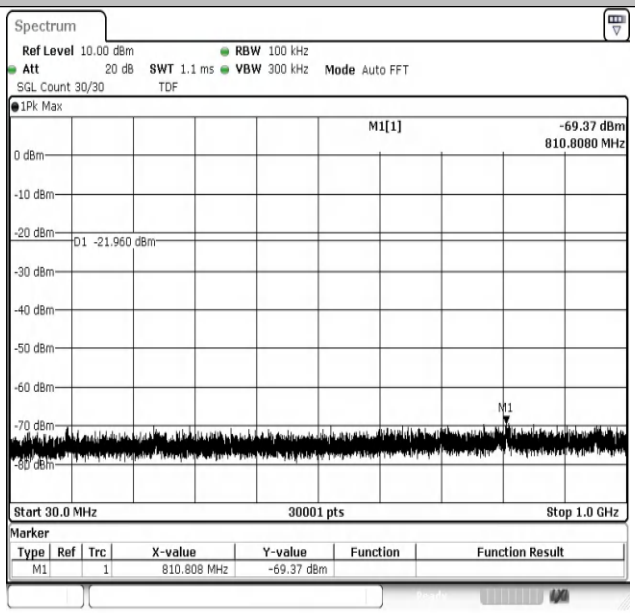

11B-Ant1-2412-30~1000-PASS

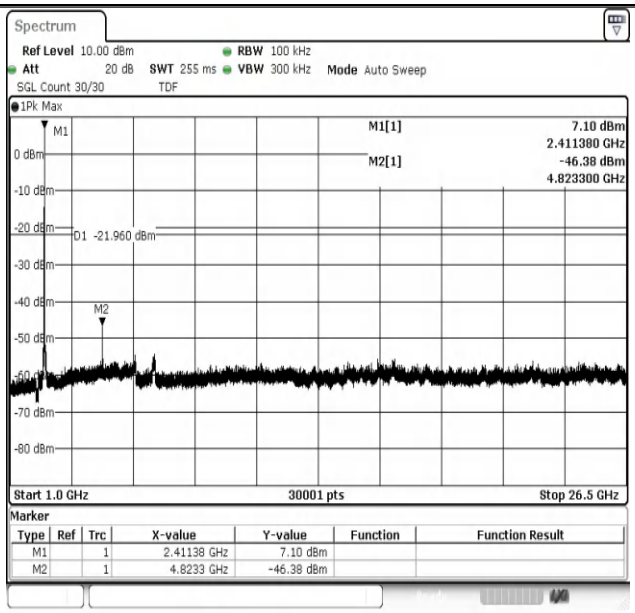

11B-Ant1-2412-1000~26500-PASS

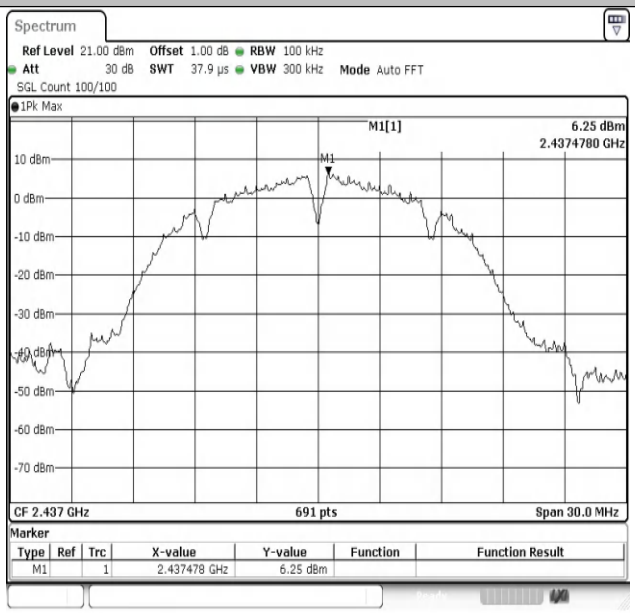

11B-Ant1-2437-0~Reference-PASS

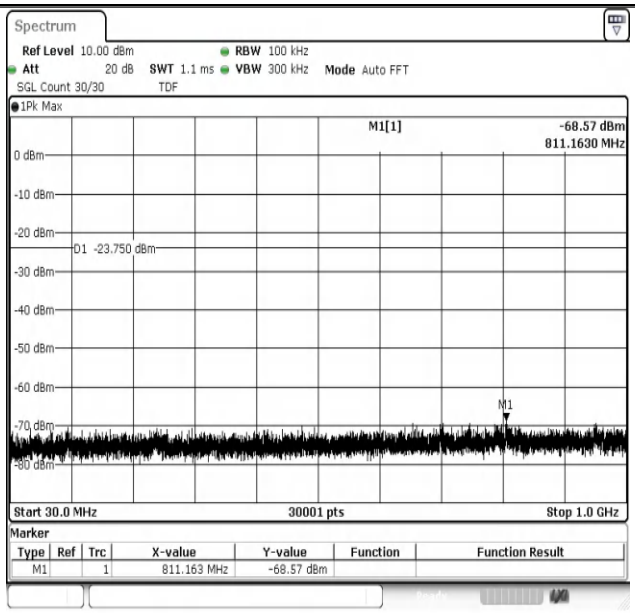

11B-Ant1-2437-30~1000-PASS

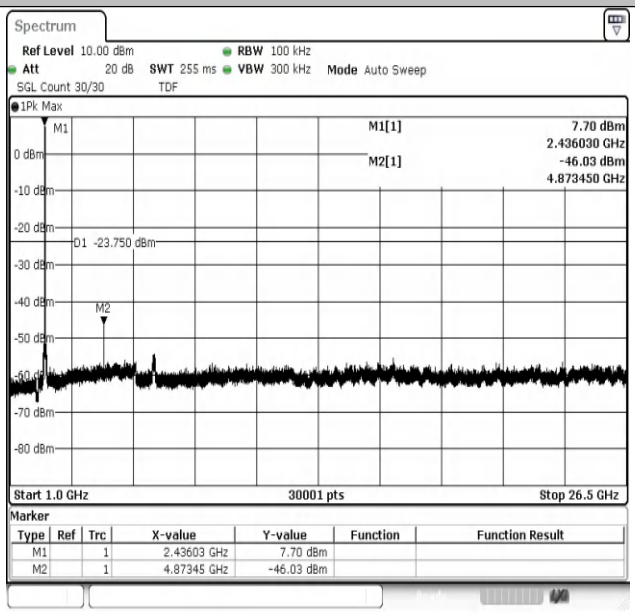

11B-Ant1-2437-1000~26500-PASS

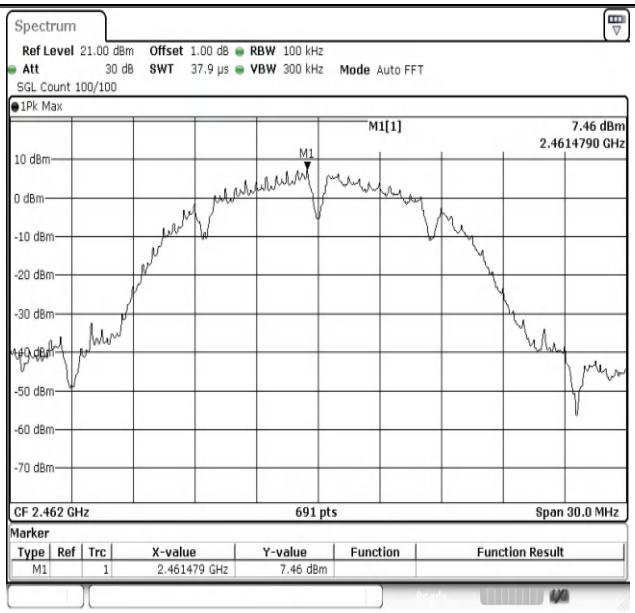

11B-Ant1-2462-0~Reference-PASS

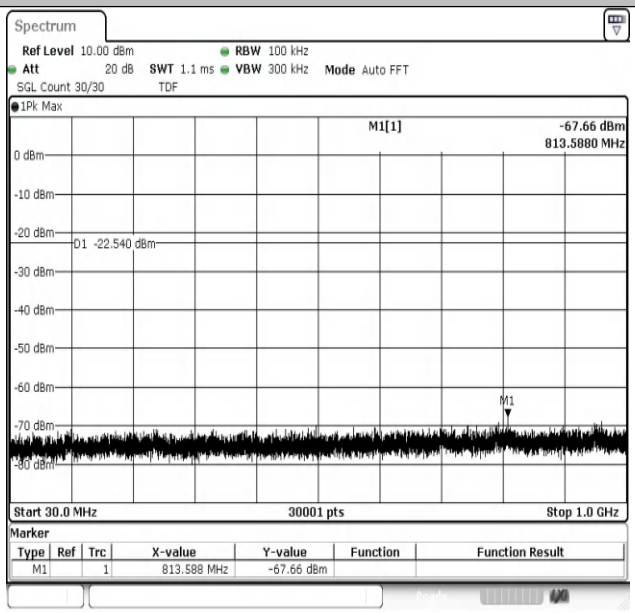

11B-Ant1-2462-30~1000-PASS

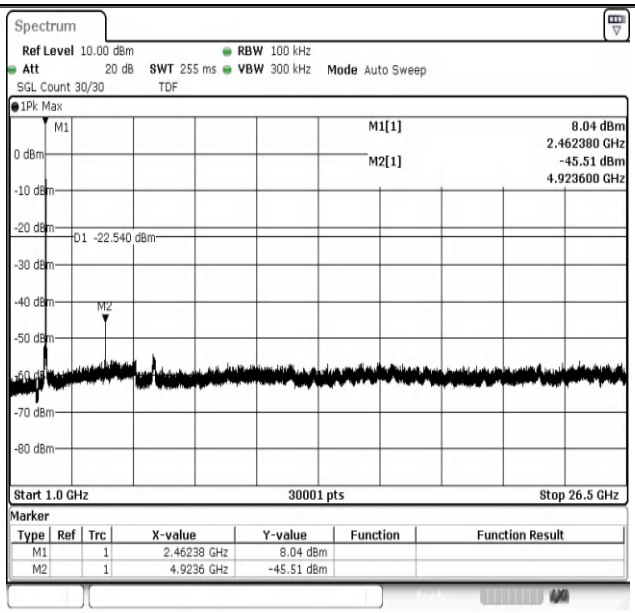

11B-Ant1-2462-1000~26500-PASS

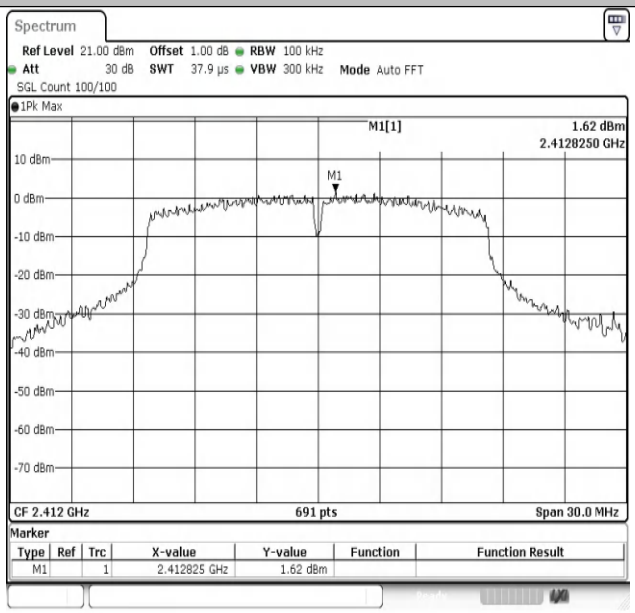

11G-Ant1-2412-0~Reference-PASS

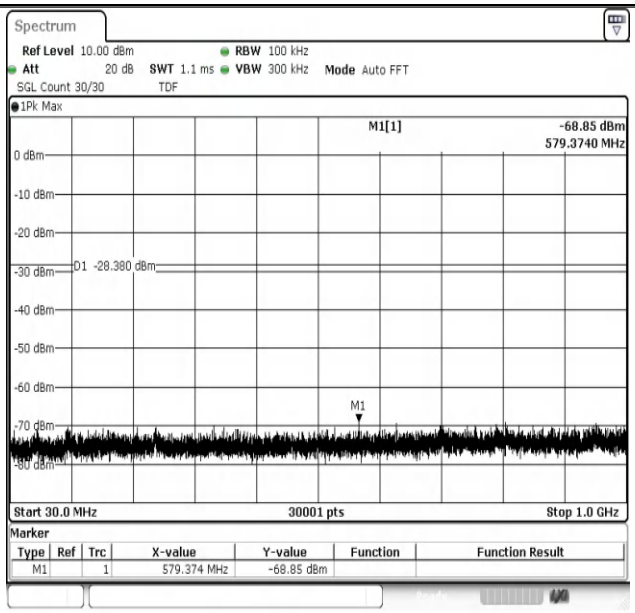

11G-Ant1-2412-30~1000-PASS

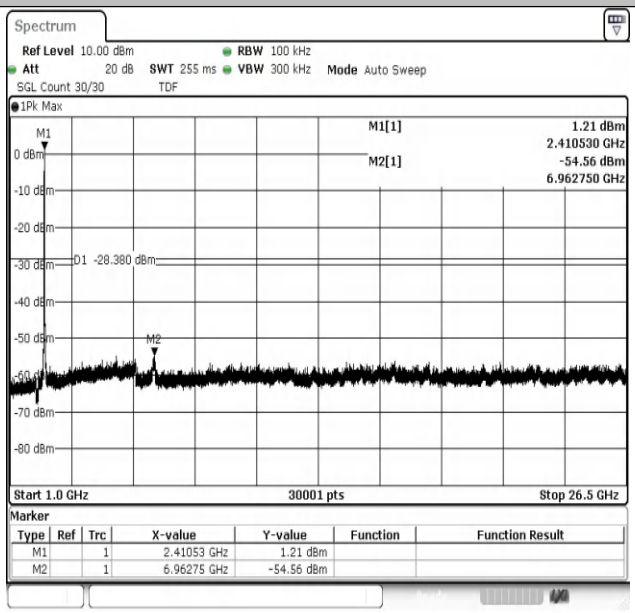

11G-Ant1-2412-1000~26500-PASS

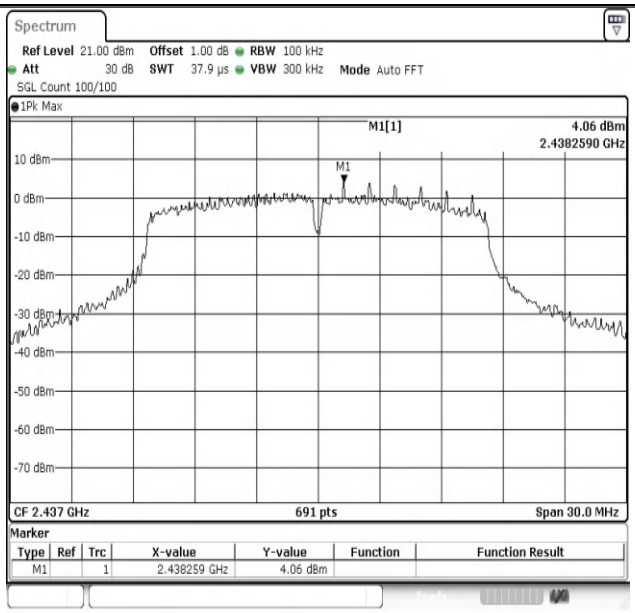

11G-Ant1-2437-0~Reference-PASS

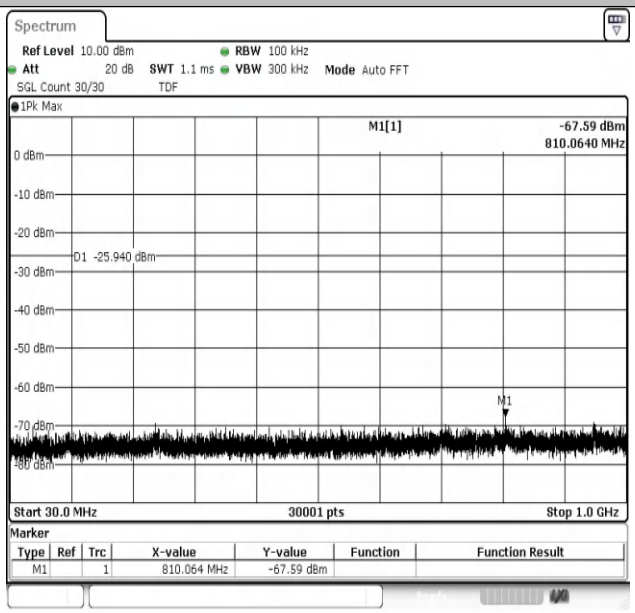

11G-Ant1-2437-30~1000-PASS

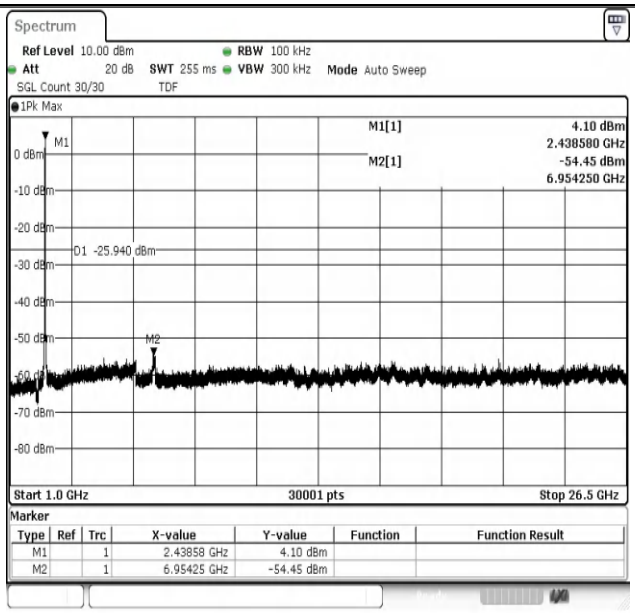

11G-Ant1-2437-1000~26500-PASS

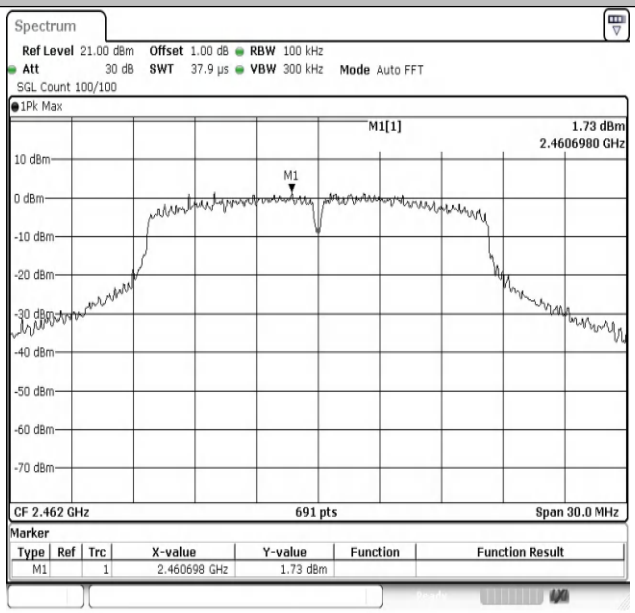

11G-Ant1-2462-0~Reference-PASS

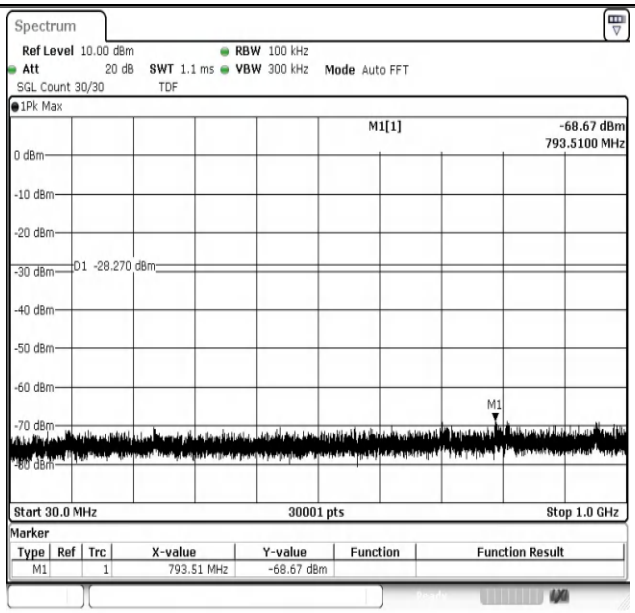

11G-Ant1-2462-30~1000-PASS

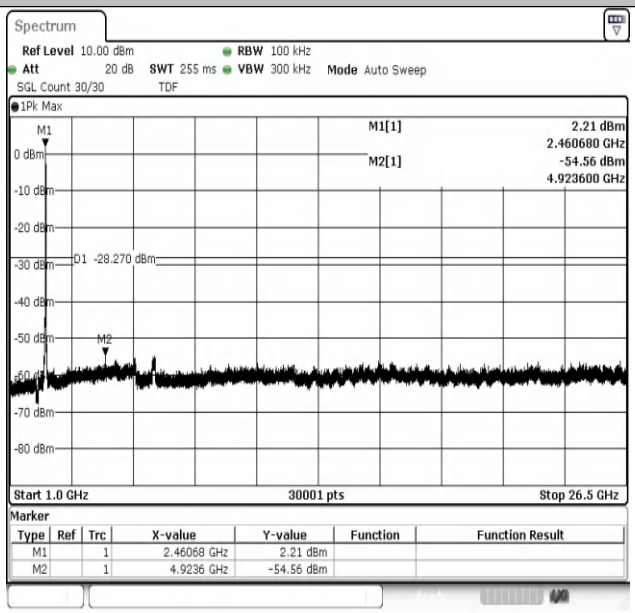

11G-Ant1-2462-1000~26500-PASS

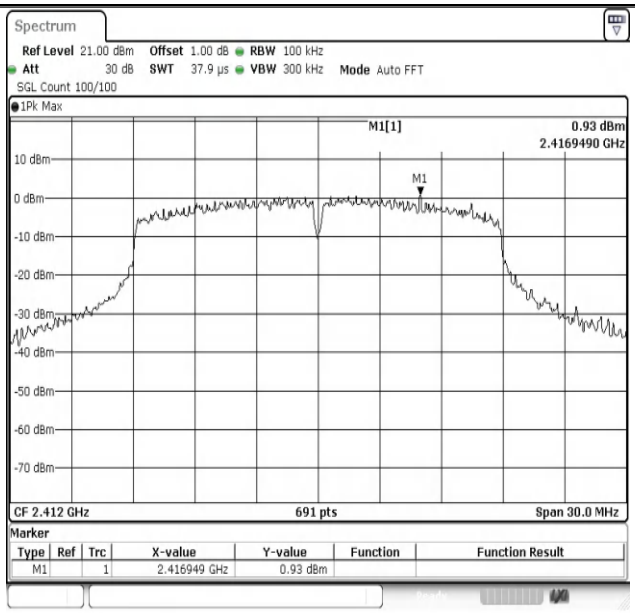

11N20SISO-Ant1-2412-0~Reference-PASS

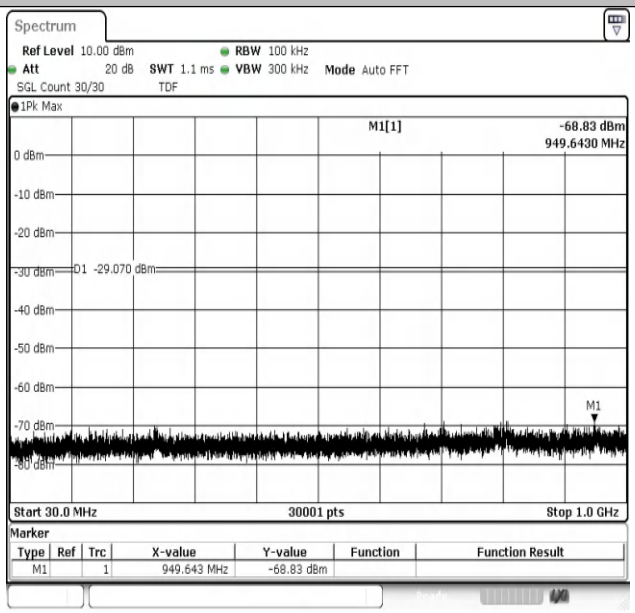

11N20SISO-Ant1-2412-30~1000-PASS

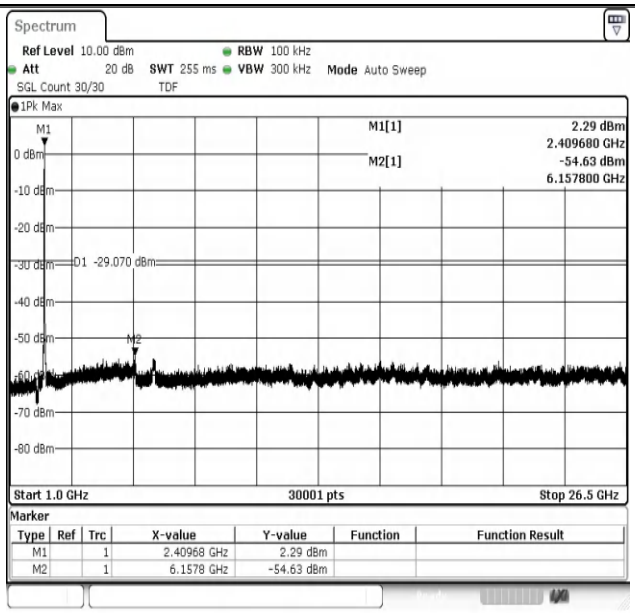

11N20SISO-Ant1-2412-1000~26500-PASS

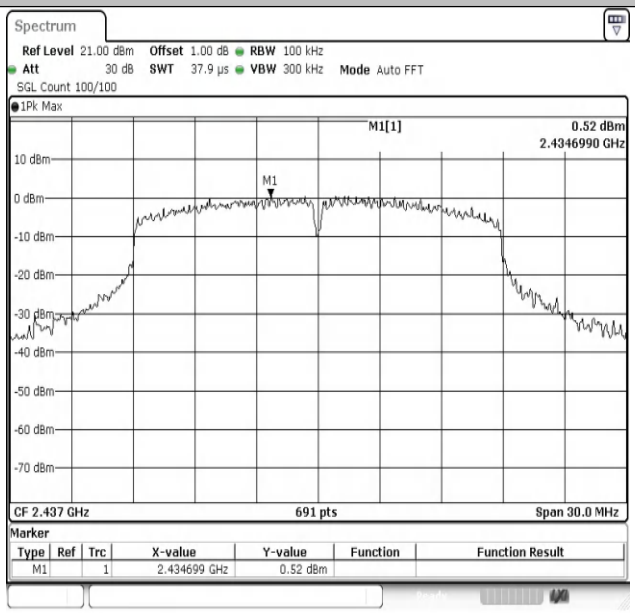

11N20SISO-Ant1-2437-0~Reference-PASS

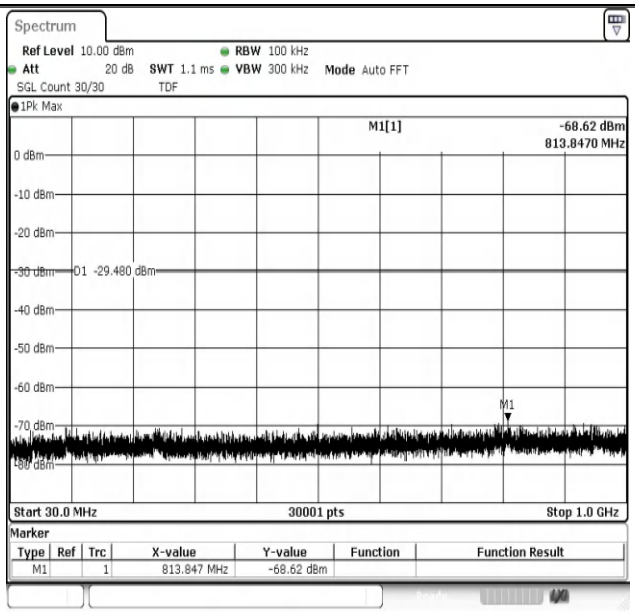

11N20SISO-Ant1-2437-30~1000-PASS

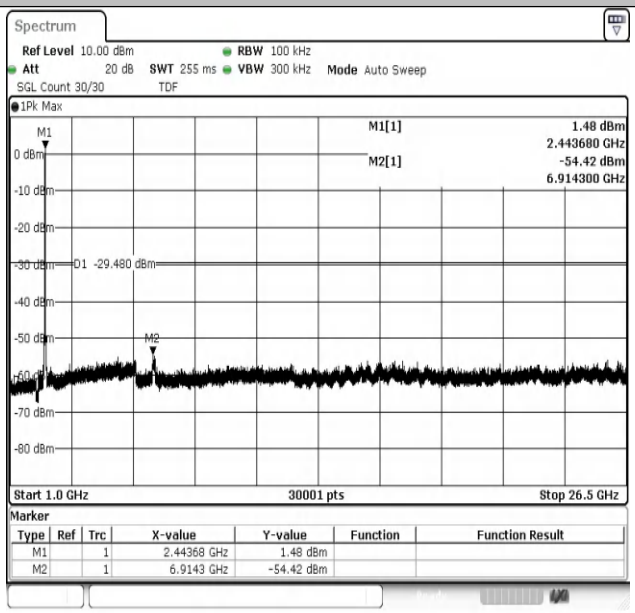

11N20SISO-Ant1-2437-1000~26500-PASS

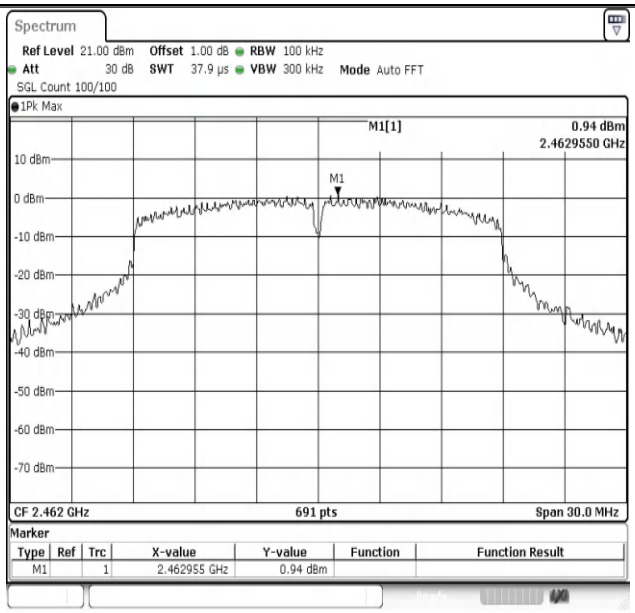

11N20SISO-Ant1-2462-0~Reference-PASS

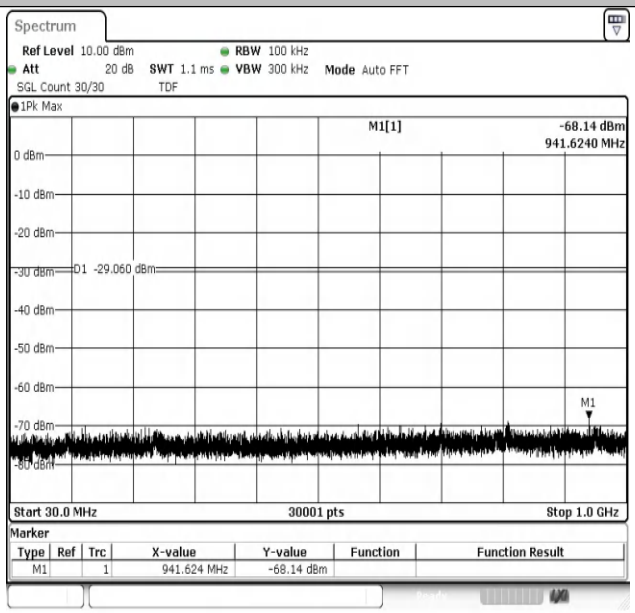

11N20SISO-Ant1-2462-30~1000-PASS

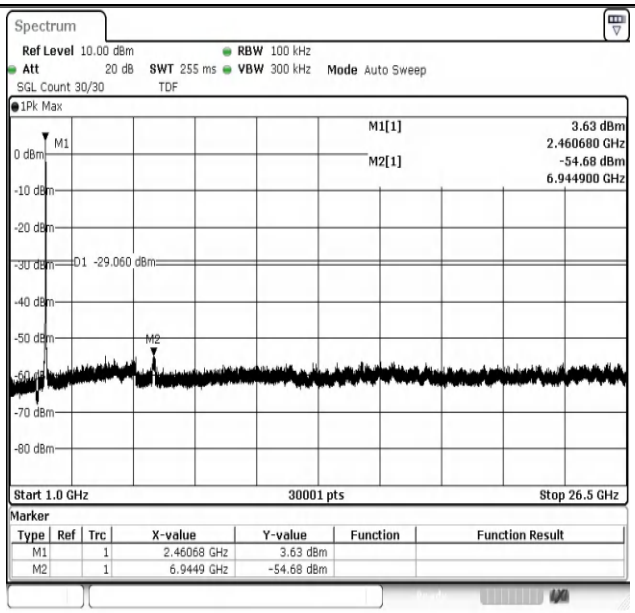

11N20SISO-Ant1-2462-1000~26500-PASS

Appendix G: Duty Cycle

Test Result

Test Mode	Antenna	Frequency[MHz]	Transmission Duration [ms]	Transmission Period [ms]	Duty Cycle [%]	Factor [dB]
11B	Ant1	2412	100.00	100.00	100.00	0.00
11B	Ant1	2437	100.00	100.00	100.00	0.00
11B	Ant1	2462	100.00	100.00	100.00	0.00
11G	Ant1	2412	100.00	100.00	100.00	0.00
11G	Ant1	2437	100.00	100.00	100.00	0.00
11G	Ant1	2462	100.00	100.00	100.00	0.00
11N20SISO	Ant1	2412	100.00	100.00	100.00	0.00
11N20SISO	Ant1	2437	100.00	100.00	100.00	0.00
11N20SISO	Ant1	2462	100.00	100.00	100.00	0.00

Test Graphs

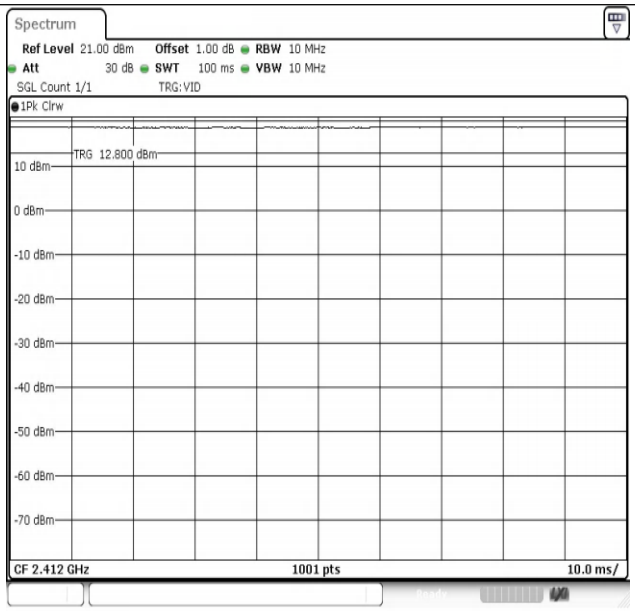

NTNV-11B-Ant1-2412

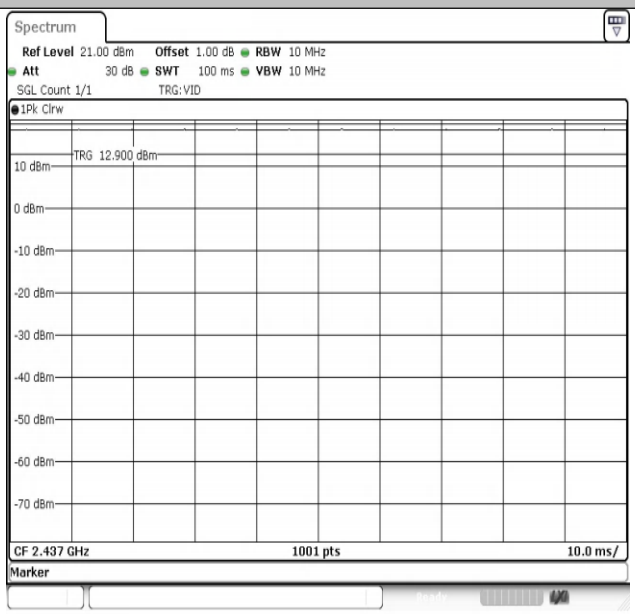

NTNV-11B-Ant1-2437

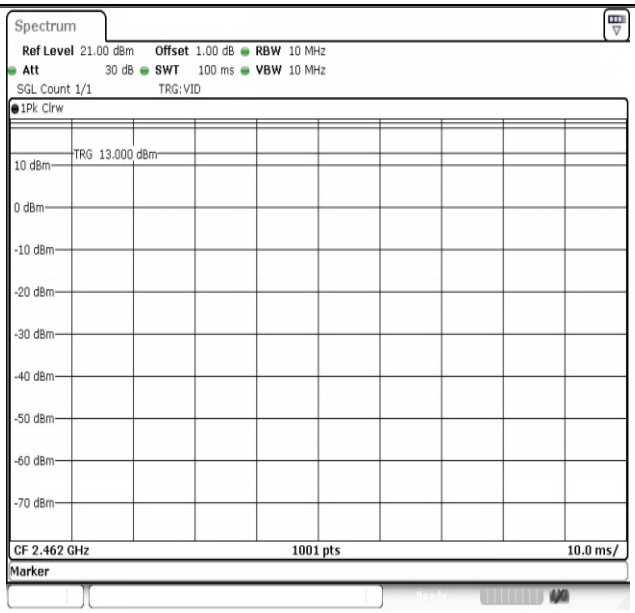

NTNV-11B-Ant1-2462

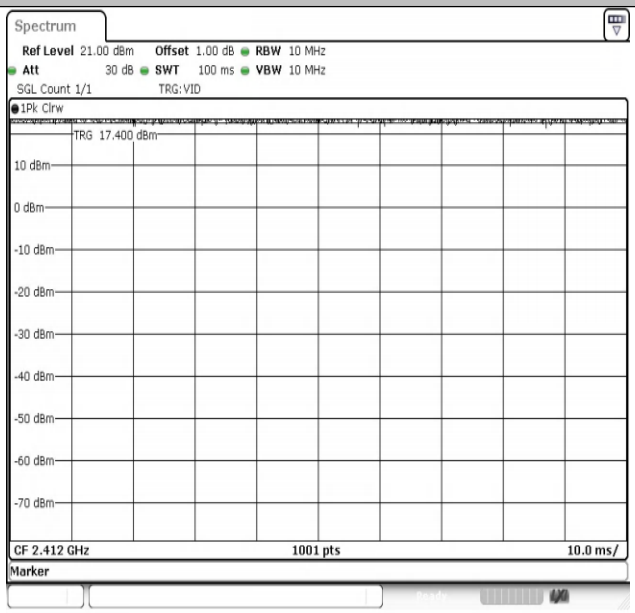

NTNV-11G-Ant1-2412

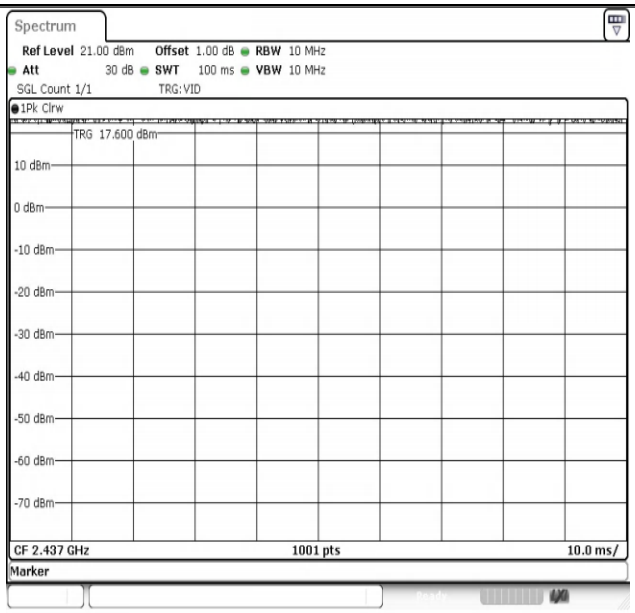

NTNV-11G-Ant1-2437

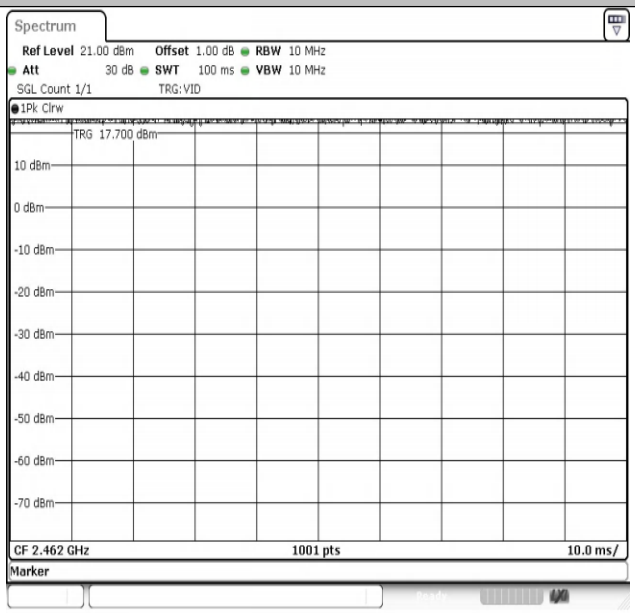

NTNV-11G-Ant1-2462

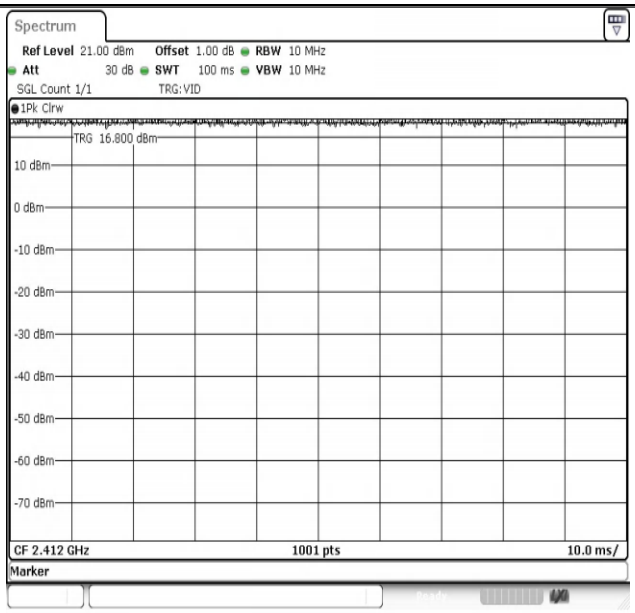

NTNV-11N20SISO-Ant1-2412

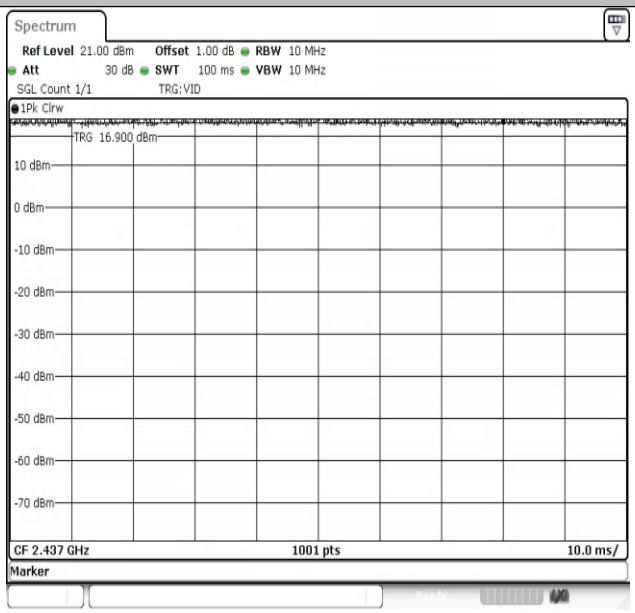

NTNV-11N20SISO-Ant1-2437

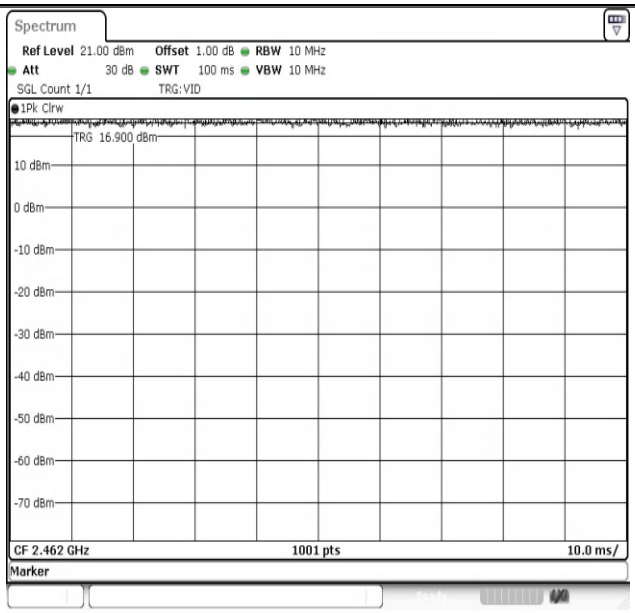

NTNV-11N20SISO-Ant1-2462

---End---