Appendix for Band 17

Product Name: Tablet
Model No: MDT865

Appendix A: Average Power Output Data

Test Result

Band	Bandwidth	Modulation	Channel	RB Configuration	Result(dBm)	Verdict
Band17	5MHz	QPSK	23755	1RB#0	23.51	PASS
Band17	5MHz	QPSK	23755	1RB#12	23.62	PASS
Band17	5MHz	QPSK	23755	1RB#24	23.43	PASS
Band17	5MHz	QPSK	23755	12RB#0	22.66	PASS
Band17	5MHz	QPSK	23755	12RB#6	22.65	PASS
Band17	5MHz	QPSK	23755	12RB#13	22.54	PASS
Band17	5MHz	QPSK	23755	25RB#0	22.62	PASS
Band17	5MHz	QPSK	23790	1RB#0	23.53	PASS
Band17	5MHz	QPSK	23790	1RB#12	23.55	PASS
Band17	5MHz	QPSK	23790	1RB#24	23.46	PASS
Band17	5MHz	QPSK	23790	12RB#0	22.42	PASS
Band17	5MHz	QPSK	23790	12RB#6	22.43	PASS
Band17	5MHz	QPSK	23790	12RB#13	22.51	PASS
Band17	5MHz	QPSK	23790	25RB#0	22.53	PASS
Band17	5MHz	QPSK	23825	1RB#0	23.42	PASS
Band17	5MHz	QPSK	23825	1RB#12	23.61	PASS
Band17	5MHz	QPSK	23825	1RB#24	23.42	PASS
Band17	5MHz	QPSK	23825	12RB#0	22.43	PASS
Band17	5MHz	QPSK	23825	12RB#6	22.56	PASS
Band17	5MHz	QPSK	23825	12RB#13	22.44	PASS
Band17	5MHz	QPSK	23825	25RB#0	22.52	PASS
Band17	5MHz	16QAM	23755	1RB#0	22.73	PASS
Band17	5MHz	16QAM	23755	1RB#12	22.76	PASS
Band17	5MHz	16QAM	23755	1RB#24	22.64	PASS
Band17	5MHz	16QAM	23755	12RB#0	21.71	PASS
Band17	5MHz	16QAM	23755	12RB#6	21.72	PASS
Band17	5MHz	16QAM	23755	12RB#13	21.62	PASS
Band17	5MHz	16QAM	23755	25RB#0	21.63	PASS
Band17	5MHz	16QAM	23790	1RB#0	22.42	PASS
Band17	5MHz	16QAM	23790	1RB#12	22.64	PASS
Band17	5MHz	16QAM	23790	1RB#24	22.63	PASS

Band17	5MHz	16QAM	23790	12RB#0	21.21	PASS
Band17	5MHz	16QAM	23790	12RB#6	21.25	PASS
Band17	5MHz	16QAM	23790	12RB#13	21.34	PASS
Band17	5MHz	16QAM	23790	25RB#0	21.74	PASS
Band17	5MHz	16QAM	23825	1RB#0	22.52	PASS
Band17	5MHz	16QAM	23825	1RB#12	22.53	PASS
Band17	5MHz	16QAM	23825	1RB#24	22.42	PASS
Band17	5MHz	16QAM	23825	12RB#0	21.51	PASS
Band17	5MHz	16QAM	23825	12RB#6	21.52	PASS
Band17	5MHz	16QAM	23825	12RB#13	21.43	PASS
Band17	5MHz	16QAM	23825	25RB#0	21.66	PASS
Band17	10MHz	QPSK	23780	1RB#0	23.44	PASS
Band17	10MHz	QPSK	23780	1RB#24	23.42	PASS
Band17	10MHz	QPSK	23780	1RB#49	23.36	PASS
Band17	10MHz	QPSK	23780	25RB#0	22.53	PASS
Band17	10MHz	QPSK	23780	25RB#12	22.62	PASS
Band17	10MHz	QPSK	23780	25RB#25	22.63	PASS
Band17	10MHz	QPSK	23780	50RB#0	22.54	PASS
Band17	10MHz	QPSK	23790	1RB#0	23.46	PASS
Band17	10MHz	QPSK	23790	1RB#24	23.79	PASS
Band17	10MHz	QPSK	23790	1RB#49	23.42	PASS
Band17	10MHz	QPSK	23790	25RB#0	22.53	PASS
Band17	10MHz	QPSK	23790	25RB#12	22.52	PASS
Band17	10MHz	QPSK	23790	25RB#25	22.61	PASS
Band17	10MHz	QPSK	23790	50RB#0	22.62	PASS
Band17	10MHz	QPSK	23800	1RB#0	23.53	PASS
Band17	10MHz	QPSK	23800	1RB#24	23.62	PASS
Band17	10MHz	QPSK	23800	1RB#49	23.54	PASS
Band17	10MHz	QPSK	23800	25RB#0	22.52	PASS
Band17	10MHz	QPSK	23800	25RB#12	22.53	PASS
Band17	10MHz	QPSK	23800	25RB#25	22.56	PASS
Band17	10MHz	QPSK	23800	50RB#0	22.54	PASS
Band17	10MHz	16QAM	23780	1RB#0	22.76	PASS
Band17	10MHz	16QAM	23780	1RB#24	22.78	PASS
Band17	10MHz	16QAM	23780	1RB#49	22.61	PASS
Band17	10MHz	16QAM	23780	25RB#0	21.62	PASS
Band17	10MHz	16QAM	23780	25RB#12	21.66	PASS

Band17	10MHz	16QAM	23780	25RB#25	21.75	PASS
Band17	10MHz	16QAM	23780	50RB#0	21.72	PASS
Band17	10MHz	16QAM	23790	1RB#0	22.61	PASS
Band17	10MHz	16QAM	23790	1RB#24	22.82	PASS
Band17	10MHz	16QAM	23790	1RB#49	22.63	PASS
Band17	10MHz	16QAM	23790	25RB#0	21.64	PASS
Band17	10MHz	16QAM	23790	25RB#12	21.62	PASS
Band17	10MHz	16QAM	23790	25RB#25	21.76	PASS
Band17	10MHz	16QAM	23790	50RB#0	21.75	PASS
Band17	10MHz	16QAM	23800	1RB#0	22.41	PASS
Band17	10MHz	16QAM	23800	1RB#24	22.52	PASS
Band17	10MHz	16QAM	23800	1RB#49	22.43	PASS
Band17	10MHz	16QAM	23800	25RB#0	21.61	PASS
Band17	10MHz	16QAM	23800	25RB#12	21.62	PASS
Band17	10MHz	16QAM	23800	25RB#25	21.63	PASS
Band17	10MHz	16QAM	23800	50RB#0	21.64	PASS

Appendix B: Peak-to-Average Ratio(CCDF)

Test Result

Band	Bandwidth	Modulation	Channel	RB Configuration	Result(dB)	Limit(dB)	Verdict
Band17	5MHz	QPSK	23755	1RB#0	3.82	13	PASS
Band17	5MHz	QPSK	23755	25RB#0	4.88	13	PASS
Band17	5MHz	QPSK	23790	1RB#0	4.13	13	PASS
Band17	5MHz	QPSK	23790	25RB#0	4.97	13	PASS
Band17	5MHz	QPSK	23825	1RB#0	4.00	13	PASS
Band17	5MHz	QPSK	23825	25RB#0	4.95	13	PASS
Band17	5MHz	16QAM	23755	1RB#0	4.66	13	PASS
Band17	5MHz	16QAM	23755	25RB#0	5.68	13	PASS
Band17	5MHz	16QAM	23790	1RB#0	4.84	13	PASS
Band17	5MHz	16QAM	23790	25RB#0	5.78	13	PASS
Band17	5MHz	16QAM	23825	1RB#0	4.78	13	PASS
Band17	5MHz	16QAM	23825	25RB#0	5.74	13	PASS
Band17	10MHz	QPSK	23780	1RB#0	3.69	13	PASS
Band17	10MHz	QPSK	23780	50RB#0	5.04	13	PASS
Band17	10MHz	QPSK	23790	1RB#0	3.75	13	PASS
Band17	10MHz	QPSK	23790	50RB#0	5.09	13	PASS
Band17	10MHz	QPSK	23800	1RB#0	3.83	13	PASS
Band17	10MHz	QPSK	23800	50RB#0	5.13	13	PASS
Band17	10MHz	16QAM	23780	1RB#0	4.63	13	PASS
Band17	10MHz	16QAM	23780	50RB#0	5.86	13	PASS
Band17	10MHz	16QAM	23790	1RB#0	4.60	13	PASS
Band17	10MHz	16QAM	23790	50RB#0	5.88	13	PASS
Band17	10MHz	16QAM	23800	1RB#0	4.67	13	PASS
Band17	10MHz	16QAM	23800	50RB#0	5.98	13	PASS

Test Graphs

Band17-5MHz-QPSK-23755-1RB#0
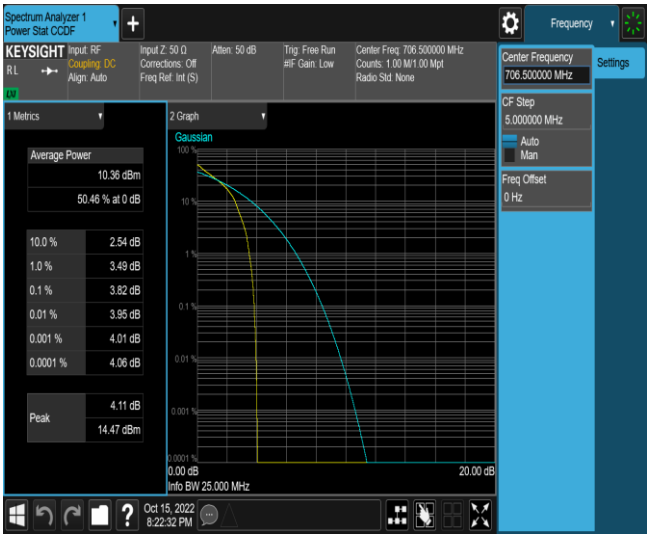
Band17-5MHz-QPSK-23755-25RB#0
Band17-5MHz-QPSK-23790-1RB#0

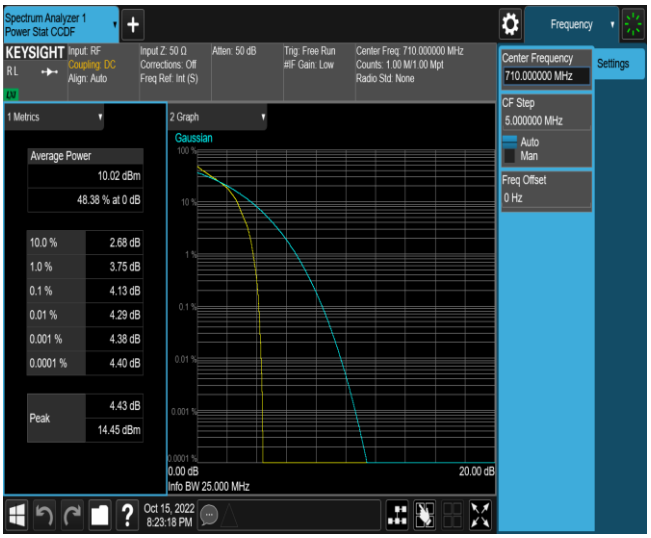

Band17-5MHz-QPSK-23790-25RB#0

Band17-5MHz-QPSK-23825-1RB#0

Band17-5MHz-QPSK-23825-25RB#0

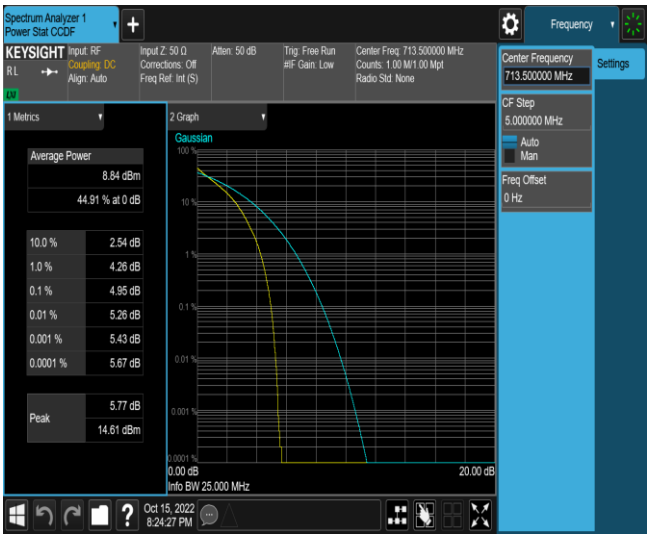

Band17-5MHz-16QAM-23755-1RB#0

Band17-5MHz-16QAM-23755-25RB#0

Band17-5MHz-16QAM-23790-1RB#0

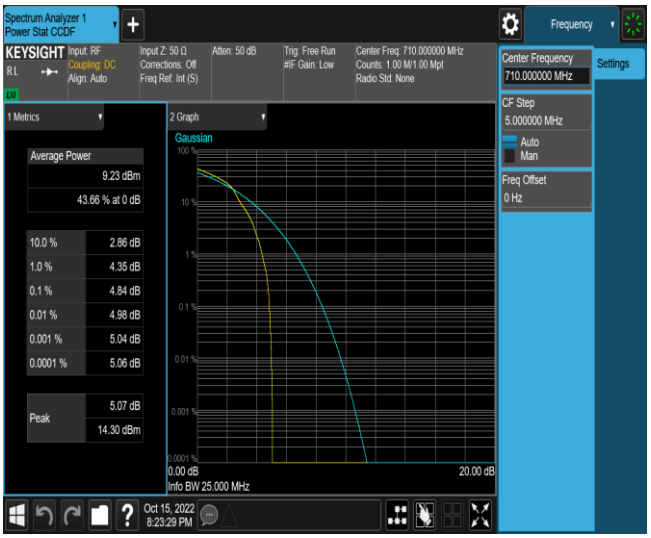

Band17-5MHz-16QAM-23790-25RB#0

Band17-5MHz-16QAM-23825-1RB#0

Band17-5MHz-16QAM-23825-25RB#0

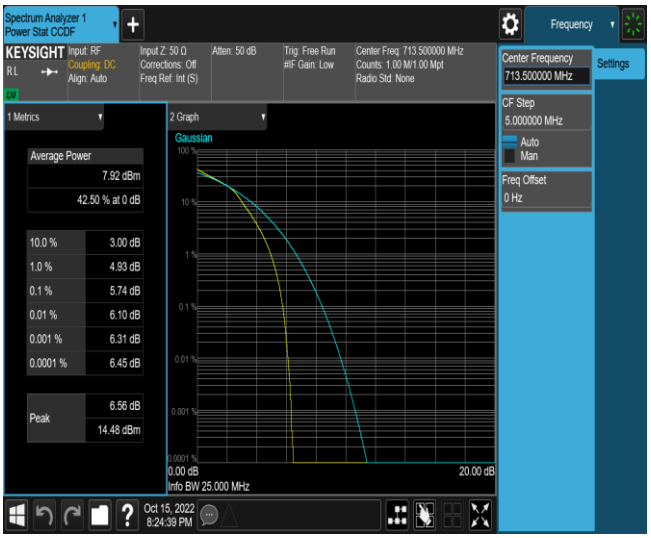

Band17-10MHz-QPSK-23780-1RB#0

Band17-10MHz-QPSK-23780-50RB#0

Band17-10MHz-QPSK-23790-1RB#0

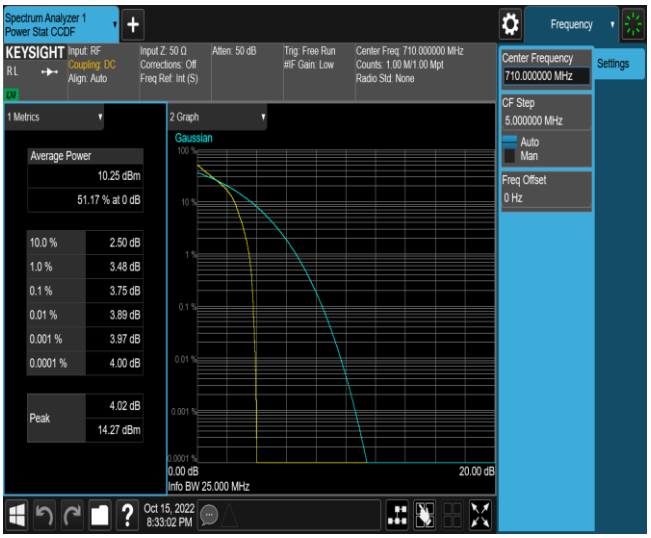

Band17-10MHz-QPSK-23790-50RB#0

Band17-10MHz-QPSK-23800-1RB#0

Band17-10MHz-QPSK-23800-50RB#0

Band17-10MHz-16QAM-23780-1RB#0

Band17-10MHz-16QAM-23780-50RB#0

Band17-10MHz-16QAM-23790-1RB#0

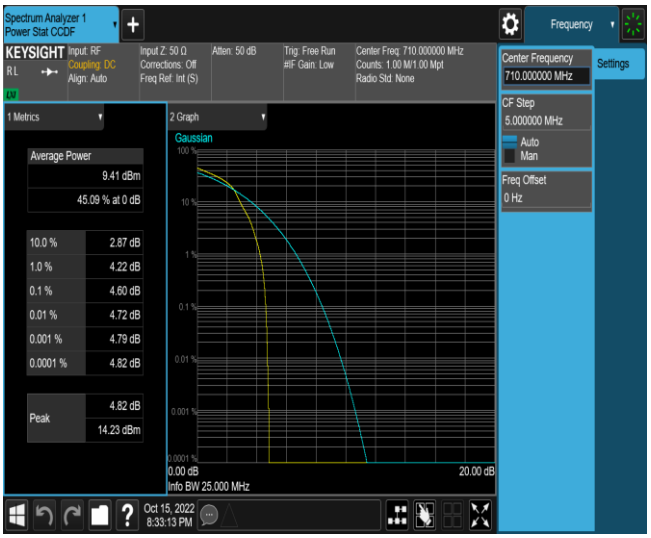

Band17-10MHz-16QAM-23790-50RB#0

Band17-10MHz-16QAM-23800-1RB#0

Band17-10MHz-16QAM-23800-50RB#0

Spectrum Analyzer 1
Power Stat CCDF
KEYSIGHT
Input: RF
Coupling: DC
Align: Auto
Input Z: 50 Ω
Corrections: Off
Freq Ref: Int (S)
Atten: 50 dB
Trig: Free Run
#IF Gain: Low
Center Freq: 711.000000 MHz
Counts: 1.00 M/1.00 Mpt
Radio Std: None
Frequency
Center Frequency
711.000000 MHz
Settings
CF Step
5.000000 MHz
Auto
Man
Freq Offset
0 Hz
1 Metrics
Average Power
7.99 dBm
42.48 % at 0 dB
10.0 % 3.02 dB
1.0 % 5.03 dB
0.1 % 5.98 dB
0.01 % 6.42 dB
0.001 % 6.66 dB
0.0001 % 6.73 dB
Peak
6.74 dB
14.73 dBm
2 Graph
Gaussian
100 %
10 %
1 %
0.1 %
0.01 %
0.001 %
0.0001 %
0.00 dB
20.00 dB
Info BW 25.000 MHz
Oct 15, 2022
8:34:23 PM

Appendix C: 26dB Bandwidth and Occupied Bandwidth

Test Result

Band	Bandwidth	Modulation	Channel	RB Configuration	Occupied Bandwidth (MHz)	26dB Bandwidth (MHz)	Verdict
Band17	5MHz	QPSK	23755	25RB#0	4.5059	4.983	PASS
Band17	5MHz	QPSK	23790	25RB#0	4.5115	4.957	PASS
Band17	5MHz	QPSK	23825	25RB#0	4.5123	4.995	PASS
Band17	5MHz	16QAM	23755	25RB#0	4.5073	5.040	PASS
Band17	5MHz	16QAM	23790	25RB#0	4.5120	4.931	PASS
Band17	5MHz	16QAM	23825	25RB#0	4.5084	4.979	PASS
Band17	10MHz	QPSK	23780	50RB#0	8.9978	9.633	PASS
Band17	10MHz	QPSK	23790	50RB#0	8.9971	9.602	PASS
Band17	10MHz	QPSK	23800	50RB#0	8.9876	9.590	PASS
Band17	10MHz	16QAM	23780	50RB#0	8.9795	9.607	PASS
Band17	10MHz	16QAM	23790	50RB#0	8.9891	9.621	PASS
Band17	10MHz	16QAM	23800	50RB#0	8.9788	9.587	PASS

Test Graphs

Band17-5MHz-QPSK-23755-25RB#0
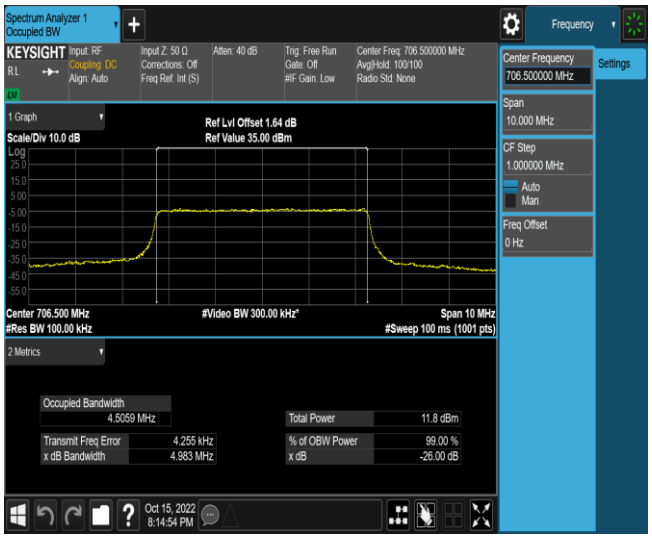
Band17-5MHz-QPSK-23790-25RB#0
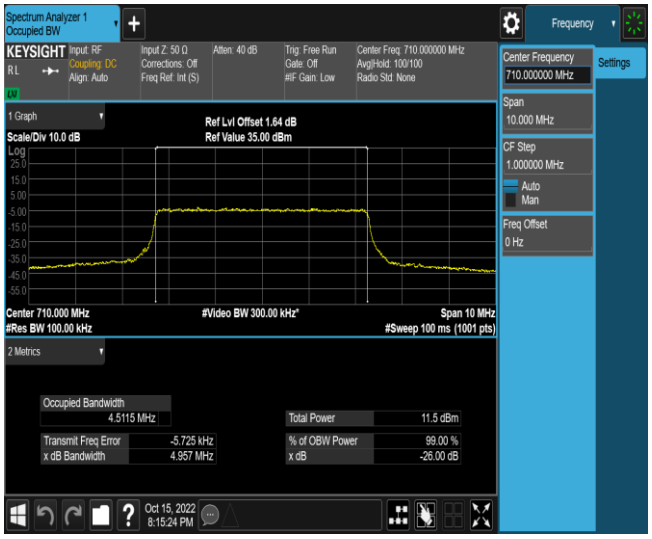
Band17-5MHz-QPSK-23825-25RB#0

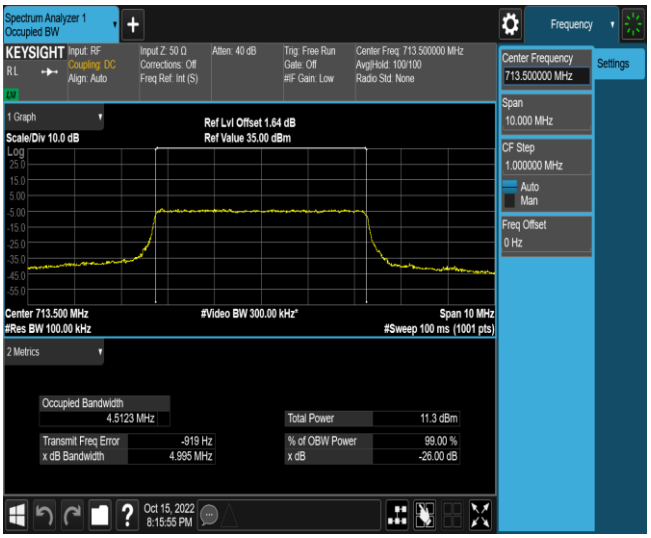

Band17-5MHz-16QAM-23755-25RB#0

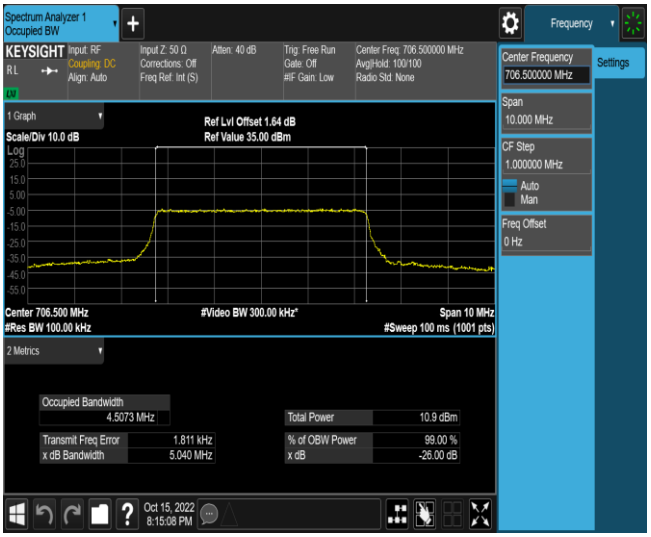

Band17-5MHz-16QAM-23790-25RB#0

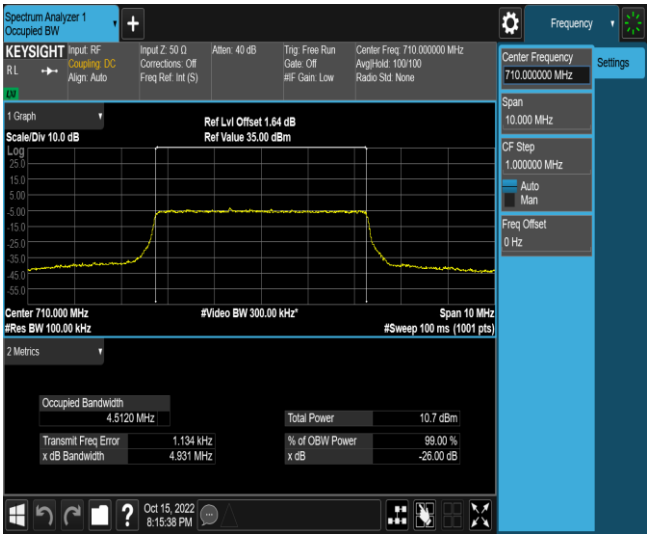

Band17-5MHz-16QAM-23825-25RB#0

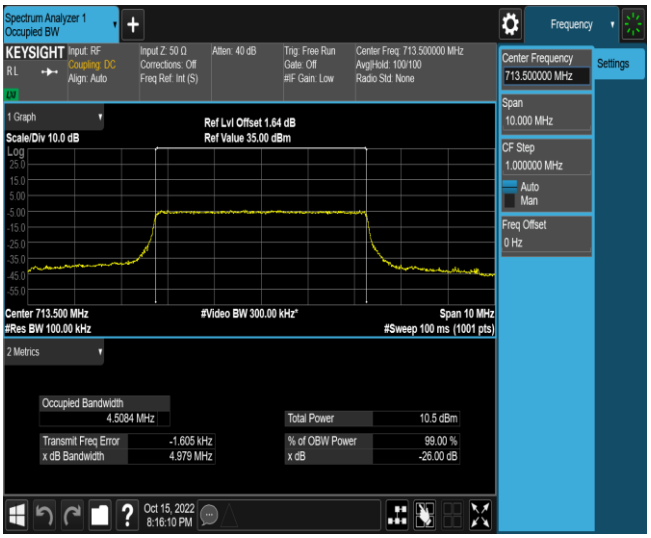

Band17-10MHz-QPSK-23780-50RB#0

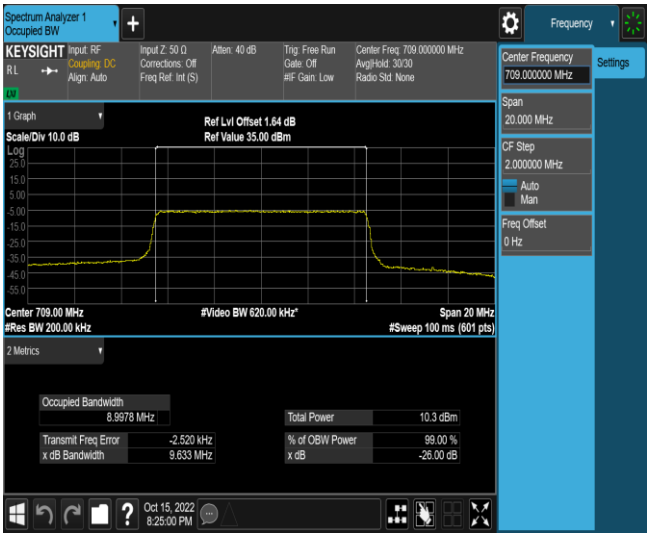

Band17-10MHz-QPSK-23790-50RB#0

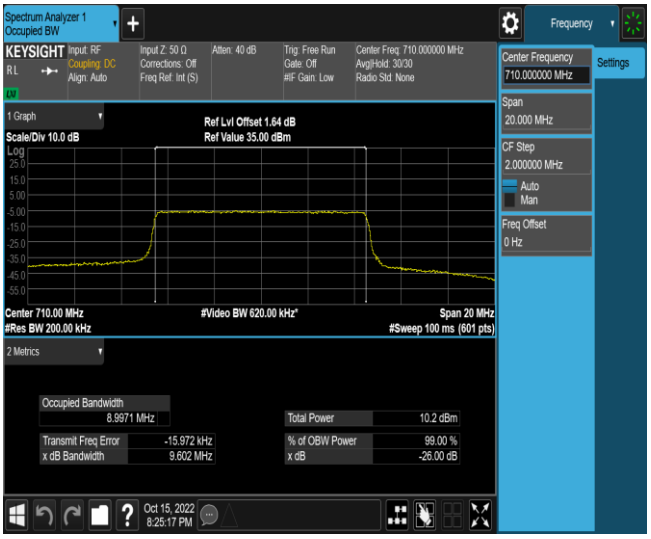

Band17-10MHz-QPSK-23800-50RB#0

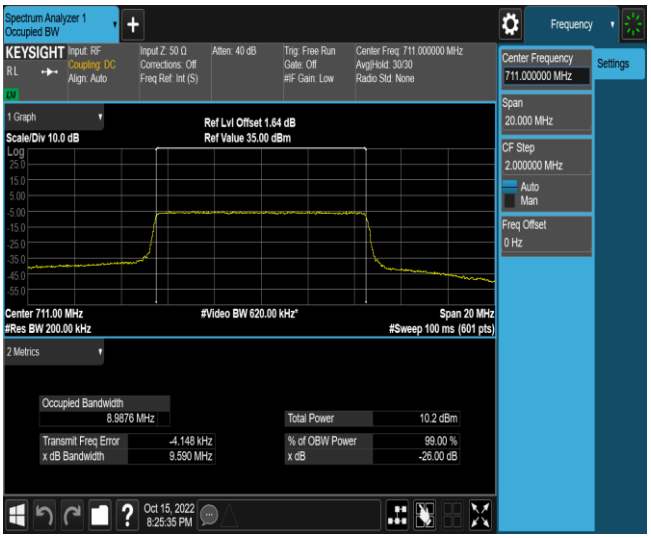

Band17-10MHz-16QAM-23780-50RB#0

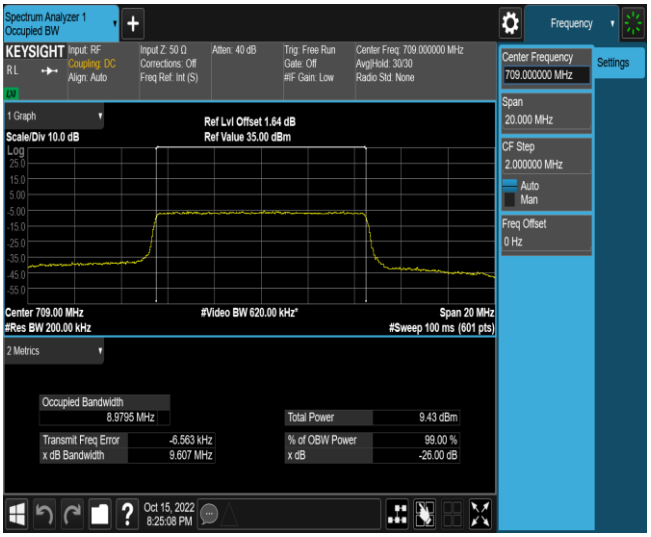

Band17-10MHz-16QAM-23790-50RB#0

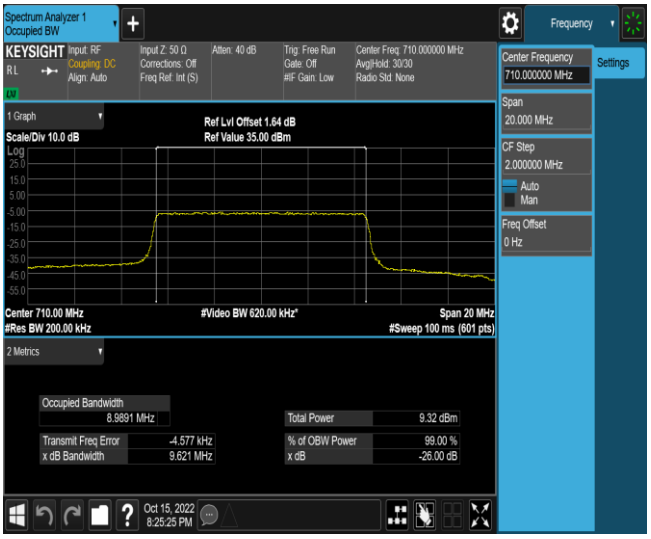

Band17-10MHz-16QAM-23800-50RB#0

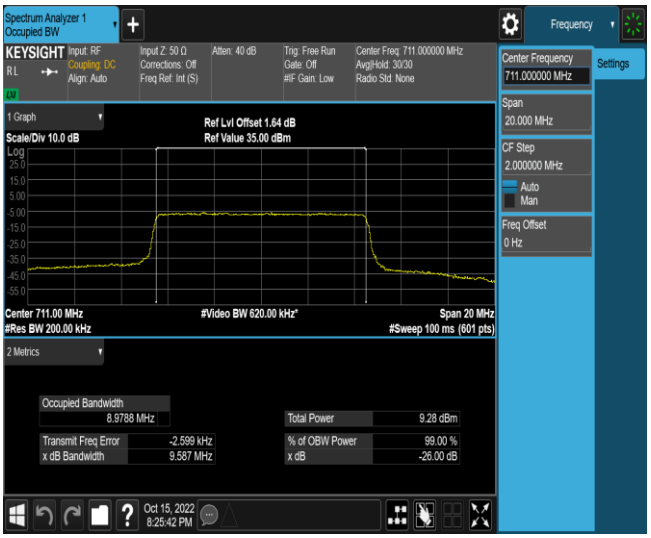
Spectrum Analyzer 1
Occupied BW
Frequency
KEYSIGHT
Input: RF
Coupling: DC
Align: Auto
Input Z: 50 Ω
Corrections: Off
Freq Ref: Int (S)
Atten: 40 dB
Trig: Free Run
Gate: Off
#IF Gain: Low
Center Freq: 711.000000 MHz
Avg|Hold: 30/30
Radio Std: None
Center Frequency
711.000000 MHz
Settings
Span
20.000 MHz
CF Step
2.000000 MHz
Auto
Man
Freq Offset
0 Hz
1 Graph
Ref Lvl Offset 1.64 dB
Ref Value 35.00 dBm
Scale/Div 10.0 dB
Log
25.0
15.0
5.00
-5.00
-15.0
-25.0
-35.0
-45.0
-55.0
Center 711.00 MHz
#Res BW 200.00 kHz
#Video BW 620.00 kHz*
Span 20 MHz
#Sweep 100 ms (601 pts)
2 Metrics
Occupied Bandwidth
8.9788 MHz
Total Power
9.28 dBm
Transmit Freq Error
-2.599 kHz
x dB Bandwidth
9.587 MHz
% of OBW Power
99.00 %
x dB
-26.00 dB
Oct 15, 2022
8:25:42 PM

Appendix D: Band Edge

Test Result

Band	Bandwidth	Modulation	Channel	RB Configuration	Verdict
Band17	5MHz	QPSK	23755	1RB#0	PASS
Band17	5MHz	QPSK	23755	1RB#24	PASS
Band17	5MHz	QPSK	23755	25RB#0	PASS
Band17	5MHz	QPSK	23825	1RB#0	PASS
Band17	5MHz	QPSK	23825	1RB#24	PASS
Band17	5MHz	QPSK	23825	25RB#0	PASS
Band17	5MHz	16QAM	23755	1RB#0	PASS
Band17	5MHz	16QAM	23755	1RB#24	PASS
Band17	5MHz	16QAM	23755	25RB#0	PASS
Band17	5MHz	16QAM	23825	1RB#0	PASS
Band17	5MHz	16QAM	23825	1RB#24	PASS
Band17	5MHz	16QAM	23825	25RB#0	PASS
Band17	10MHz	QPSK	23780	1RB#0	PASS
Band17	10MHz	QPSK	23780	1RB#49	PASS
Band17	10MHz	QPSK	23780	50RB#0	PASS
Band17	10MHz	QPSK	23800	1RB#0	PASS
Band17	10MHz	QPSK	23800	1RB#49	PASS
Band17	10MHz	QPSK	23800	50RB#0	PASS
Band17	10MHz	16QAM	23780	1RB#0	PASS
Band17	10MHz	16QAM	23780	1RB#49	PASS
Band17	10MHz	16QAM	23780	50RB#0	PASS
Band17	10MHz	16QAM	23800	1RB#0	PASS
Band17	10MHz	16QAM	23800	1RB#49	PASS
Band17	10MHz	16QAM	23800	50RB#0	PASS

Test Graphs

Band17-5MHz-QPSK-23755-1RB#0
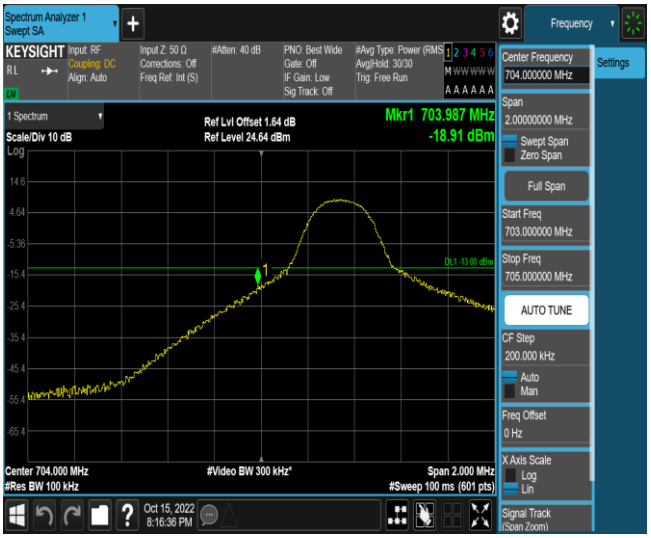
Band17-5MHz-QPSK-23755-1RB#24
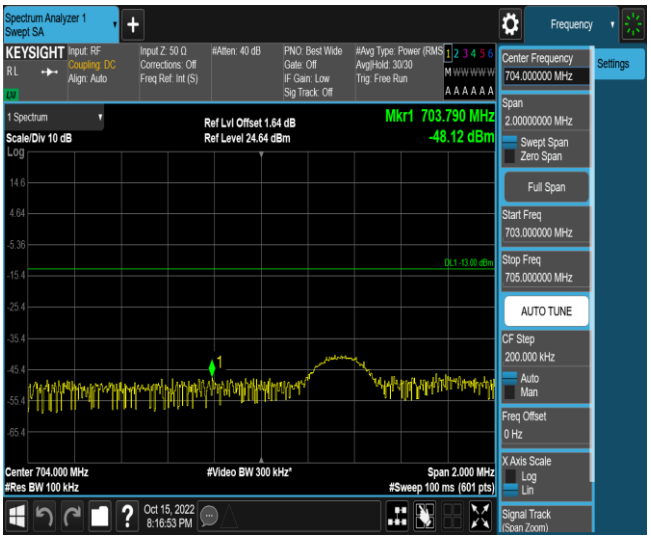
Band17-5MHz-QPSK-23755-25RB#0

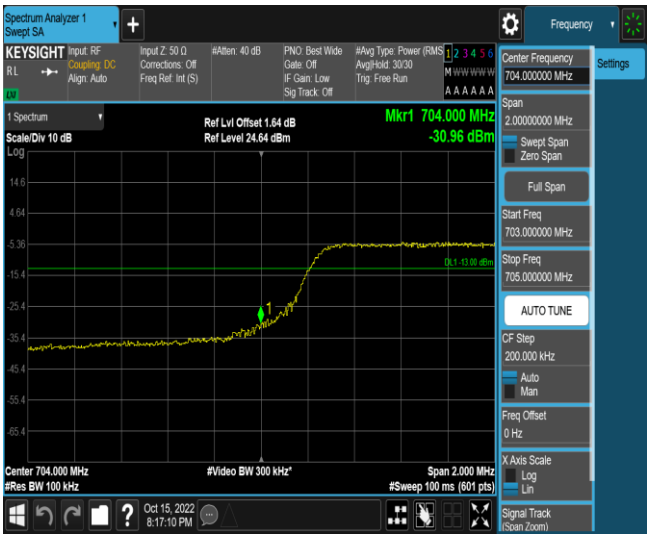

Band17-5MHz-QPSK-23825-1RB#0

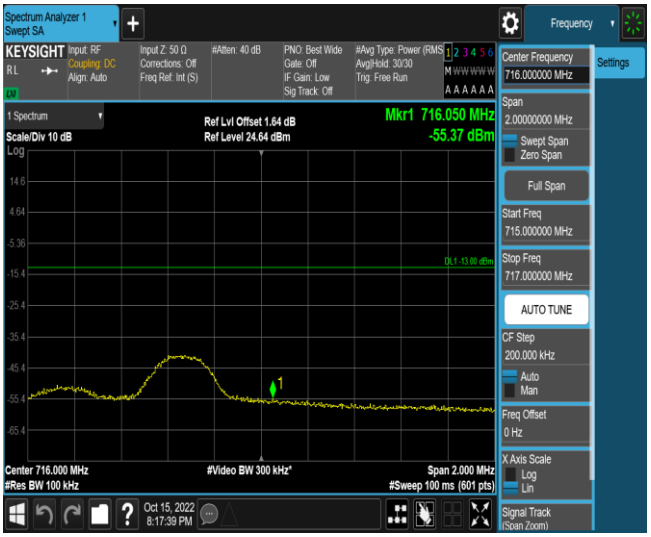

Band17-5MHz-QPSK-23825-1RB#24

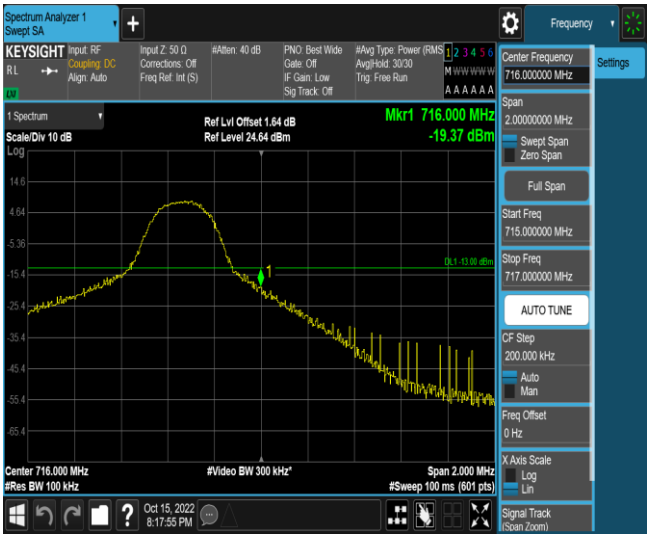

Band17-5MHz-QPSK-23825-25RB#0

Band17-5MHz-16QAM-23755-1RB#0

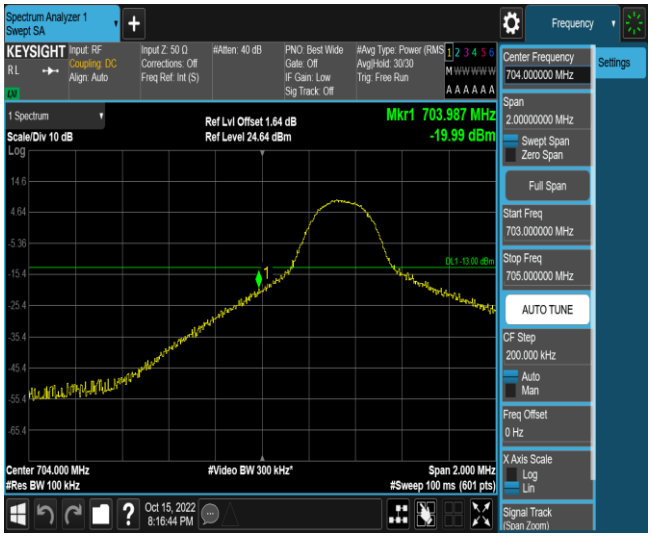

Band17-5MHz-16QAM-23755-1RB#24

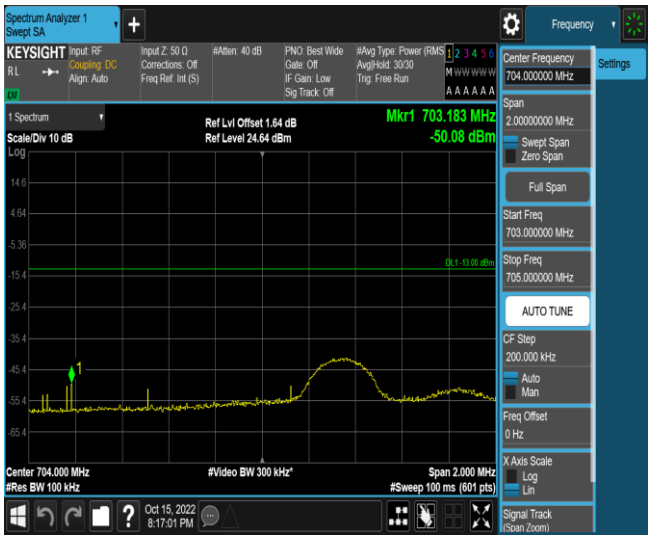

Band17-5MHz-16QAM-23755-25RB#0

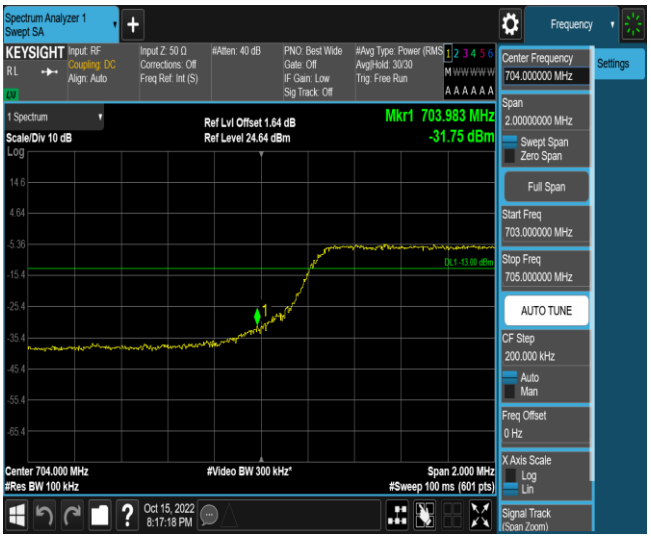

Band17-5MHz-16QAM-23825-1RB#0

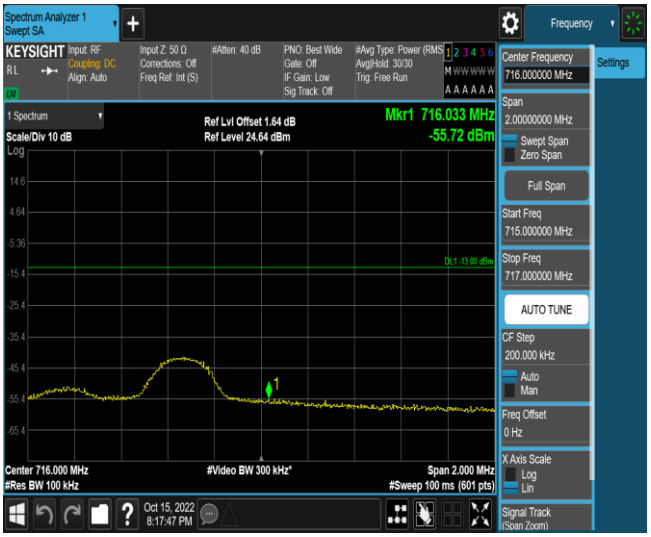

Band17-5MHz-16QAM-23825-1RB#24

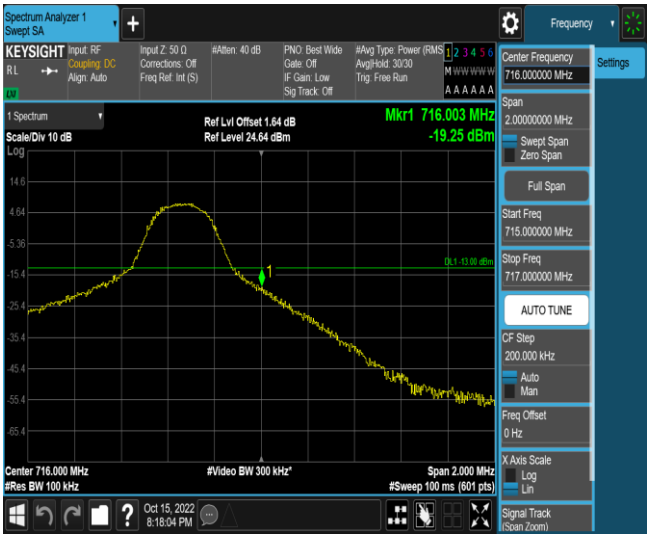

Band17-5MHz-16QAM-23825-25RB#0

Band17-10MHz-QPSK-23780-1RB#0

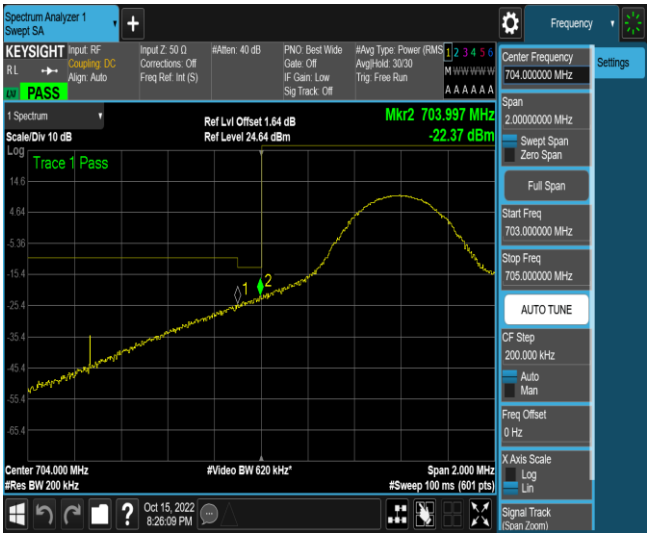

Band17-10MHz-QPSK-23780-1RB#49

Band17-10MHz-QPSK-23780-50RB#0

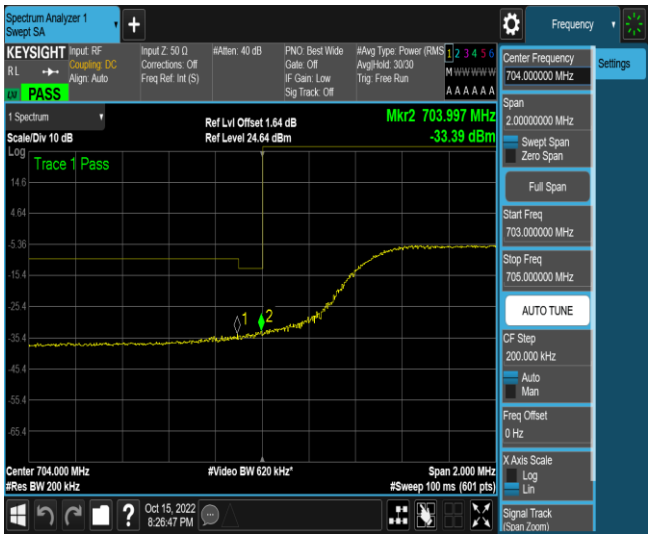

Band17-10MHz-QPSK-23800-1RB#0

Band17-10MHz-QPSK-23800-1RB#49

Band17-10MHz-QPSK-23800-50RB#0

Band17-10MHz-16QAM-23780-1RB#0

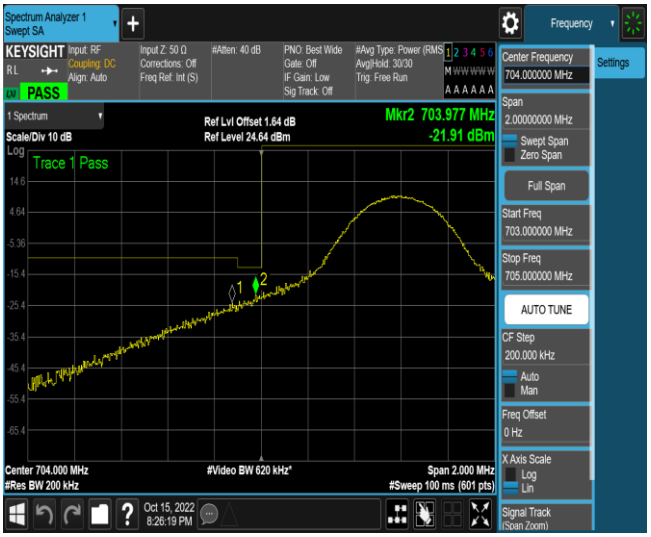

Band17-10MHz-16QAM-23780-1RB#49

Band17-10MHz-16QAM-23780-50RB#0

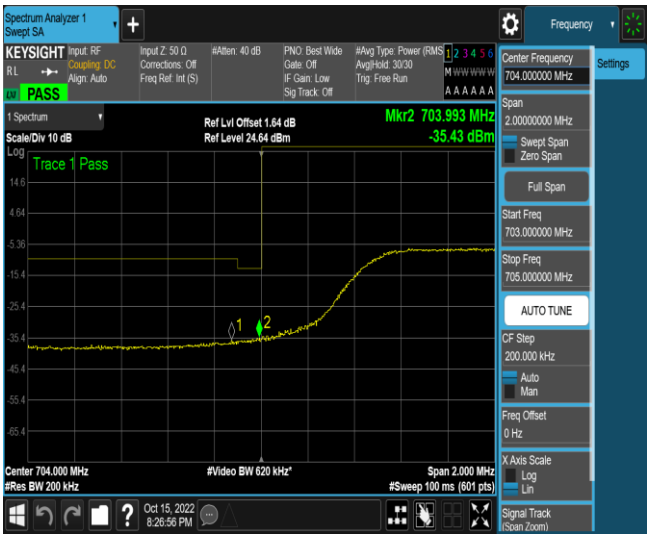

Band17-10MHz-16QAM-23800-1RB#0

Band17-10MHz-16QAM-23800-1RB#49

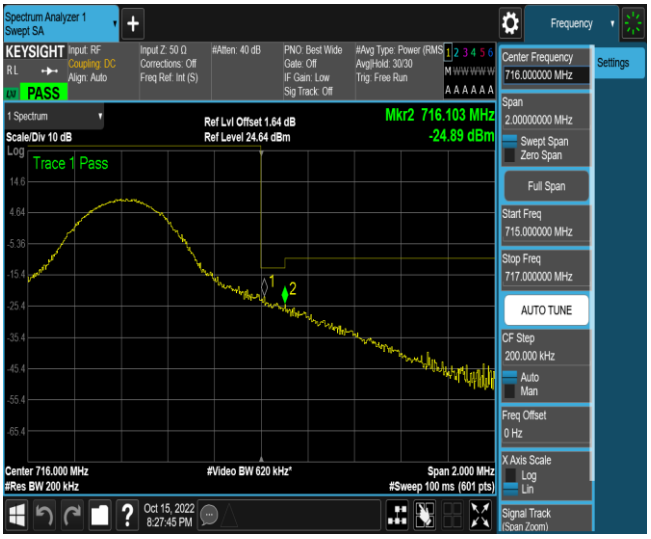

Band17-10MHz-16QAM-23800-50RB#0

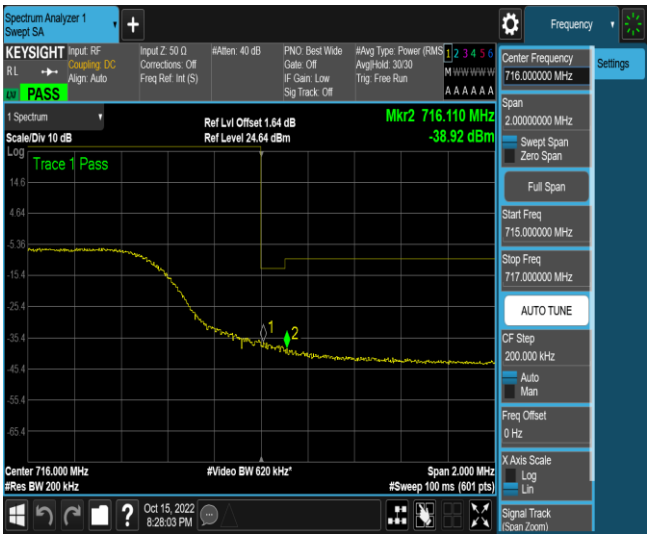
Spectrum Analyzer 1
Swept SA
Frequency
KEYSIGHT
Input: RF
Coupling: DC
Align: Auto
Input Z: 50 Ω
Corrections: Off
Freq Ref: Int (S)
#Atten: 40 dB
PNO: Best Wide
Gate: Off
IF Gain: Low
Sig Track: Off
#Avg Type: Power (RMS)
Avg|Hold: 30/30
Trig: Free Run
PASS
1 Spectrum
Scale/Div 10 dB
Log
Ref Lvl Offset 1.64 dB
Ref Level 24.64 dBm
Mkr2 716.110 MHz
-38.92 dBm
Trace 1 Pass
14.6
4.64
-5.36
-15.4
-25.4
-35.4
-45.4
-55.4
-65.4
Center 716.000 MHz
#Res BW 200 kHz
#Video BW 620 kHz*
Span 2.000 MHz
#Sweep 100 ms (601 pts)
Oct 15, 2022
8:28:03 PM
Center Frequency
716.000000 MHz
Settings
Span
2.00000000 MHz
Swept Span
Zero Span
Full Span
Start Freq
715.000000 MHz
Stop Freq
717.000000 MHz
AUTO TUNE
CF Step
200.000 kHz
Auto
Man
Freq Offset
0 Hz
X Axis Scale
Log
Lin
Signal Track
(Span Zoom)