Testing Laboratory 3787

RADIO TEST REPORT

FCC ID	:	2AHBN-AP47
Equipment	:	Wi-Fi 7 Wireless Access Point
Brand Name	:	Juniper
Model Name	:	AP47, AP47E, AP47D
Applicant	:	Juniper Networks, Inc. 1133 Innovation Way Sunnyvale, California 94089 USA
Manufacturer	:	Juniper Networks, Inc. 1133 Innovation Way Sunnyvale, California 94089 USA
Standard	:	47 CFR FCC Part 15.247

The product was received on Oct. 15, 2024, and testing was started from Oct. 16, 2024 and completed on Jan. 17, 2025. We, Sporton International Inc. Hsinchu Laboratory, would like to declare that the tested sample has been evaluated in accordance with the procedures given in ANSI C63.10-2013 and shown compliance with the applicable technical standards.

The test results in this report apply exclusively to the tested model / sample. Without written approval of Sporton International Inc. Hsinchu Laboratory, the test report shall not be reproduced except in full.

Approved by: Sam Chen

Sporton International Inc. Hsinchu Laboratory
No.8, Ln. 724, Bo'ai St., Zhubei City, Hsinchu County 302010, Taiwan (R.O.C.)

Table of Contents

History of this test report **3**

Summary of Test Result **4**

1 General Description **5**

1.1 Information 5
1.2 Applicable Standards 22
1.3 Testing Location Information 22
1.4 Measurement Uncertainty 23

2 Test Configuration of EUT **24**

2.1 Test Channel Mode 24
2.2 The Worst Case Measurement Configuration 28
2.3 EUT Operation during Test 40
2.4 Accessories 40
2.5 Support Equipment 40
2.6 Test Setup Diagram 42

3 Transmitter Test Result **45**

3.1 AC Power-line Conducted Emissions 45
3.2 DTS Bandwidth 47
3.3 Maximum Conducted Output Power 48
3.4 Power Spectral Density 51
3.5 Emissions in Non-restricted Frequency Bands 53
3.6 Emissions in Restricted Frequency Bands 54

4 Test Equipment and Calibration Data **59**

Appendix A. Test Results of AC Power-line Conducted Emissions

Appendix B. Test Results of DTS Bandwidth

Appendix C. Test Results of Maximum Conducted Output Power

Appendix D. Test Results of Power Spectral Density

Appendix E. Test Results of Emissions in Non-restricted Frequency Bands

Appendix F. Test Results of Emissions in Restricted Frequency Bands

Appendix G. Test Results of Radiated Emission Co-location

Appendix H. Test Photos

Photographs of EUT v01

History of this test report

Report No.	Version	Description	Issued Date
FR4O0708AA	01	Initial issue of report	Feb. 07, 2025

Summary of Test Result

Report Clause	Ref Std. Clause	Test Items	Result (PASS/FAIL)	Remark
1.1.2	15.203	Antenna Requirement	PASS	-
3.1	15.207	AC Power-line Conducted Emissions	PASS	-
3.2	15.247(a)	DTS Bandwidth	PASS	-
3.3	15.247(b)	Maximum Conducted Output Power	PASS	-
3.4	15.247(e)	Power Spectral Density	PASS	-
3.5	15.247(d)	Emissions in Non-restricted Frequency Bands	PASS	-
3.6	15.247(d)	Emissions in Restricted Frequency Bands	PASS	-

Conformity Assessment Condition:

1. The test results (PASS/FAIL) with all measurement uncertainty excluded are presented against the regulation limits or in accordance with the requirements stipulated by the applicant/manufacturer who shall bear all the risks of non-compliance that may potentially occur if measurement uncertainty is taken into account.
2. The measurement uncertainty please refer to each test result in the chapter "Measurement Uncertainty".

Disclaimer:

The product specifications of the EUT presented in the test report that may affect the test assessments are declared by the manufacturer who shall take full responsibility for the authenticity.

Reviewed by: Sam Chen
Report Producer: Cathy Chiu

1 General Description

1.1 Information

1.1.1 RF General Information

Frequency Range (MHz)	IEEE Std. 802.11	Ch. Frequency (MHz)	Channel Number
2400-2483.5	b, g, n (HT20), ac (VHT20), ax (HEW20), be (EHT20)	2412-2462	1-11 [11]
2400-2483.5	n (HT40), ac (VHT40), ax (HEW40), be (EHT40)	2422-2452	3-9 [7]

For Radio 3:

Band	Mode	BWch	Nant
2.4-2.4835GHz	802.11b	20	4TX
2.4-2.4835GHz	802.11g	20	4TX
2.4-2.4835GHz	802.11n HT20	20	4TX
2.4-2.4835GHz	802.11n HT20-BF	20	4TX
2.4-2.4835GHz	VHT20	20	4TX
2.4-2.4835GHz	VHT20-BF	20	4TX
2.4-2.4835GHz	802.11ax HEW20	20	4TX
2.4-2.4835GHz	802.11ax HEW20-BF	20	4TX
2.4-2.4835GHz	802.11be EHT20	20	4TX
2.4-2.4835GHz	802.11be EHT20-BF	20	4TX
2.4-2.4835GHz	802.11n HT40	40	4TX
2.4-2.4835GHz	802.11n HT40-BF	40	4TX
2.4-2.4835GHz	VHT40	40	4TX
2.4-2.4835GHz	VHT40-BF	40	4TX
2.4-2.4835GHz	802.11ax HEW40	40	4TX
2.4-2.4835GHz	802.11ax HEW40-BF	40	4TX
2.4-2.4835GHz	802.11be EHT40	40	4TX
2.4-2.4835GHz	802.11be EHT40-BF	40	4TX

For Scanning Radio 4:

Band	Mode	BWch	Nant
2.4-2.4835GHz	802.11b	20	2TX
2.4-2.4835GHz	802.11g	20	2TX
2.4-2.4835GHz	802.11n HT20	20	2TX
2.4-2.4835GHz	VHT20	20	2TX
2.4-2.4835GHz	802.11ax HEW20	20	2TX
2.4-2.4835GHz	802.11be EHT20	20	2TX
2.4-2.4835GHz	802.11n HT40	40	2TX
2.4-2.4835GHz	VHT40	40	2TX
2.4-2.4835GHz	802.11ax HEW40	40	2TX
2.4-2.4835GHz	802.11be EHT40	40	2TX

Note:
- 11b mode uses a combination of DSSS-DBPSK, DQPSK, CCK modulation.
- 11g, HT20 and HT40 use a combination of OFDM-BPSK, QPSK, 16QAM, 64QAM modulation.
- VHT20, VHT40 use a combination of OFDM-BPSK, QPSK, 16QAM, 64QAM, 256QAM, 1024QAM modulation.
- HEW20, HEW40 use a combination of OFDMA-BPSK, QPSK, 16QAM, 64QAM, 256QAM, 1024QAM modulation.
- EHT20, EHT40 use a combination of OFDMA-BPSK, QPSK, 16QAM, 64QAM, 256QAM, 1024QAM, 4096QAM modulation.
- BWch is the nominal channel bandwidth.

1.1.2 Antenna Information

For EUT 1:

Ant.	RF Port	Brand Name	Model Name	Ant. Type	Connector	Gain (dBi)	Modes of Operation
1	2	Juniper	AP47	PIFA	IPEX	Note 1	WLAN 2.4GHz, WLAN 5GHz UNII 1-2A, WLAN 6GHz UNII 7-8 (Radio 3)
2	1	Juniper	AP47	PIFA	IPEX		
3	3	Juniper	AP47	PIFA	IPEX		
4	4	Juniper	AP47	PIFA	IPEX		
5	2	Juniper	AP47	Alford loop	IPEX		WLAN 5GHz UNII 1-2A or UNII 2C-4 (Radio 2)
6	1	Juniper	AP47	Alford loop	IPEX		
7	3	Juniper	AP47	Alford loop	IPEX		
8	4	Juniper	AP47	Alford loop	IPEX		
9	2	Juniper	AP47	PIFA	IPEX		WLAN 6GHz UNII 5 or UNII 6-8 (Radio 1)
10	1	Juniper	AP47	PIFA	IPEX		
11	3	Juniper	AP47	PIFA	IPEX		
12	4	Juniper	AP47	PIFA	IPEX		
13	2	Juniper	AP47	PIFA	IPEX		WLAN 2.4GHz, WLAN 5GHz UNII 1-4, WLAN 6GHz UNII 5-8 (Radio 4) (Scanning radio)
14	1	Juniper	AP47	PIFA	IPEX		
15	1	Juniper	AP47	PIFA	I-PEX		Bluetooth (Radio 5)
16	1	Juniper	AP47	Slot	I-PEX		
17	1	Juniper	AP47	PIFA	I-PEX		802.15.4(Zigbee, Thread) (Radio 5)
18	1	Juniper	AP47	PIFA	IPEX	4.7	UWB (Radio 6)
19	2	Juniper	AP47	Patch	IPEX	1.4	
	3					1.8	
	4					1.4	
20	1	Juniper	AP47	PIFA	IPEX	2.9	GPS (Radio 7)

Note 1:

Ant.	Antenna Gain (dBi)				
	WLAN 2.4GHz (Radio 3)	WLAN 5GHz UNII 1-2A (Radio 3)		WLAN 6GHz UNII 7-8 (Radio 3)	
	2.45GHz	5.2GHz	5.3GHz	6.695GHz	6.995GHz
1	3.06	5.64	5.4	4.47	4.4
2	1.61	4.71	5.23	3.8	4
3	1.81	4.76	4.97	4.4	4.47
4	2.37	5.57	5.93	4.73	4.85

Ant.	WLAN 5GHz UNII 1-4 (Radio 2)				
	5.2GHz	5.3GHz	5.6GHz	5.785GHz	5.885GHz
5	2.46	2.37	3.82	3.81	4.17
6	2.43	2.15	2.98	3.49	3.81
7	2.56	2.33	2.65	3.39	3.44
8	3.28	2.61	4.3	4	3.92

Ant.	WLAN 6GHz UNII 5-8 (Radio 1)			
	6.175GHz	6.475GHz	6.695GHz	6.995GHz
9	3.76	2.79	3.31	4.3
10	3.16	2.9	2.57	3.68
11	4.33	3.72	3.13	4.23
12	4.63	3.97	3.57	5.09

Ant.	WLAN 2.4GHz/5GHz UNII 1-4/WLAN 6GHz UNII 5-8 (Radio 4(Scanning radio))									
	2.45GHz	5.2GHz	5.3GHz	5.6GHz	5.785GHz	5.885GHz	6.175GHz	6.475GHz	6.695GHz	6.995GHz
13	2.29	3.12	3.98	4.37	4.51	5.79	4.9	3.84	4.73	4.62
14	2.28	4.62	3.66	5.76	4.67	5.83	4.73	4.72	3.36	3.72

Ant.	Bluetooth (Radio 5)	
	Bluetooth array (Beam 1-Beam 8/Omni)	Bluetooth array (Beam 9)
15	4.2	-
16	-	3
Ant.	802.15.4(Zigbee, Thread) (Radio 5)	
17	3.9	

Item	Directional Gain (dBi)				
	WLAN 2.4GHz (Radio 3)	WLAN 5GHz UNII 1-2A (Radio 3)		WLAN 6GHz UNII 7-8 (Radio 3)	
	2.45GHz	5.2GHz	5.3GHz	6.695GHz	6.995GHz
4T1S	5.27	7.04	7.06	8.84	9.09
4T2S	3.06	5.64	5.93	5.84	6.09
4T4S	3.06	5.64	5.93	4.73	4.85

Item	WLAN 5GHz UNII 1-4 (Radio 2)				
	5.2GHz	5.3GHz	5.6GHz	5.785GHz	5.885GHz
4T1S	7.11	6.52	7.65	7.52	7.28
4T2S	4.11	3.52	4.65	4.52	4.28
4T4S	3.28	2.61	4.3	4	4.17

Item	WLAN 6GHz UNII 5-8 (Radio 1)			
	6.175GHz	6.475GHz	6.695GHz	6.995GHz
4T1S	7.65	7.01	6.42	7.54
4T2S	4.65	4.01	3.57	5.09
4T4S	4.63	3.97	3.57	5.09

Item	WLAN 2.4GHz/5GHz UNII 1-4/WLAN 6GHz UNII 5-8 (Radio 4(Scanning radio))									
	2.45GHz	5.2GHz	5.3GHz	5.6GHz	5.785GHz	5.885GHz	6.175GHz	6.475GHz	6.695GHz	6.995GHz
2T1S	4.59	5.03	5.57	6.24	5.74	6.86	5.9	5.09	4.73	4.62
2T2S	2.29	4.62	3.98	5.76	4.67	5.83	4.9	4.72	4.73	4.62

Note 2: The above information (excepting Ant. 1-14 antenna gain and directional gain) was declared by manufacturer.

Note 3: The EUT has twenty antennas.
The ant.15 is BLE array (Beam 1-Beam 8/Omni).
The ant.16 is BLE array (Beam 9).
Beam 1-Beam 8, Omni, and Beam 9 can't operate simultaneously.

Note 4: Radio 1-4: Maximum Directional Gain following KDB662911 D03.

For Radio 1:
For 6GHz (UNII 5 or UNII 6-8) IEEE 802.11ax/be mode (4TX/4RX)
Port 1, Port 2, Port 3 and Port 4 can be used as transmitting/receiving antenna.
Port 1, Port 2, Port 3 and Port 4 could transmit/receive simultaneously.

For Radio 2:
For 5GHz (UNII 1-2A or UNII 2C-4) IEEE 802.11a/n/ac/ax/be mode (4TX/4RX)
Port 1, Port 2, Port 3 and Port 4 can be used as transmitting/receiving antenna.
Port 1, Port 2, Port 3 and Port 4 could transmit/receive simultaneously.

For Radio 3:
For 2.4GHz IEEE 802.11b/g/n/VHT/ax/be mode (4TX/4RX)
For 5GHz (UNII 1-2A) IEEE 802.11a/n/ac/ax/be mode (4TX/4RX)
For 6GHz (UNII 7-8) IEEE 802.11ax/be mode (4TX/4RX)
Port 1, Port 2, Port 3 and Port 4 can be used as transmitting/receiving antenna.
Port 1, Port 2, Port 3 and Port 4 could transmit/receive simultaneously.

For Radio 4(Scanning radio):
For 2.4GHz IEEE 802.11b/g/n/VHT/ax/be mode (2TX/2RX)
For 5GHz (UNII 1-4) IEEE 802.11a/n/ac/ax/be mode (2TX/2RX)
For 6GHz (UNII 5-8) IEEE 802.11ax/be mode (2TX/2RX)
Port 1 and Port 2 can be used as transmitting/receiving antenna.

Port 1 and Port 2 could transmit/receive simultaneously.
For Radio 5:
For Bluetooth and 802.15.4(Zigbee, Thread) mode (1TX/1RX)
Only Port 1 can be used as transmitting/receiving antenna.
For Radio 6:
For UWB mode (2TX/4RX):
For 2TX
Port 1 and Port 2 can be use as transmitting antenna.
Port 1 and Port 2 could transmit simultaneously.
For 4RX
Port 1, Port 2, Port 3 and Port 4 can be used as receiving antennas.
Port 1, Port 2, Port 3 and Port 4 could receive simultaneously.
For Radio 7:
For GPS (1RX)
Only Port 1 can be used as receiving antenna.

For EUT 2:

Ant.	RF Port	Brand Name	Model Name	Ant. Type	Connector	Gain (dBi)	Modes of Operation
1	2	Juniper	AP47D	Dipole	IPEX	Note 1	WLAN 2.4GHz, WLAN 5GHz UNII 1-2A, WLAN 6GHz UNII 7-8 (Radio 3)
2	1	Juniper	AP47D	Dipole	IPEX		
3	3	Juniper	AP47D	Dipole	IPEX		
4	4	Juniper	AP47D	Dipole	IPEX		
5	2	Juniper	AP47D	Patch	IPEX		WLAN 5GHz UNII 1-2A or UNII 2C-4 (Radio 2)
6	1	Juniper	AP47D	Patch	IPEX		
7	3	Juniper	AP47D	Patch	IPEX		
8	4	Juniper	AP47D	Patch	IPEX		
9	2	Juniper	AP47D	Patch	IPEX		WLAN 6GHz UNII 5 or UNII 6-8 (Radio 1)
10	1	Juniper	AP47D	Patch	IPEX		
11	3	Juniper	AP47D	Patch	IPEX		
12	4	Juniper	AP47D	Patch	IPEX		
13	2	Juniper	AP47D	Dipole	IPEX		WLAN 2.4GHz, WLAN 5GHz UNII 1-4, WLAN 6GHz UNII 5-8 (Radio 4) (Scanning radio)
14	1	Juniper	AP47D	Dipole	IPEX		
15	1	Juniper	AP47D	PIFA	I-PEX		Bluetooth (Radio 5)
16	1	Juniper	AP47D	Slot	I-PEX		
17	1	Juniper	AP47D	Dipole	I-PEX		802.15.4(Zigbee, Thread) (Radio 5)
18	1	Juniper	AP47D	Patch	IPEX	6.7	UWB (Radio 6)
19	2	Juniper	AP47D	Patch	IPEX	3.4	
	3					0.7	
	4					3.1	
20	1	Juniper	AP47D	PIFA	IPEX	4.6	GPS (Radio 7)

Note 1:

Ant.	Antenna Gain (dBi)				
	WLAN 2.4GHz (Radio 3)	WLAN 5GHz UNII 1-2A (Radio 3)		WLAN 6GHz UNII 7-8 (Radio 3)	
	2.45GHz	5.2GHz	5.3GHz	6.695GHz	6.995GHz
1	5.34	3.6	3.6	6.21	7.65
2	5.33	4.58	4.48	6.68	8.1
3	5.53	4.05	4.27	7.32	7.93
4	5.16	5.23	4.51	7.75	8.36

Ant.	WLAN 5GHz UNII 1-4 (Radio 2)				
	5.2GHz	5.3GHz	5.6GHz	5.785GHz	5.885GHz
5	5.51	5.45	6.54	6.38	6.73
6	5.14	5.42	6.3	6.55	6.66
7	5.54	5.88	6.87	6.34	5.62
8	5.37	5.89	7.05	6.65	5.94

Ant.	WLAN 6GHz UNII 5-8 (Radio 1)			
	6.175GHz	6.475GHz	6.695GHz	6.995GHz
9	7.86	7.99	6.72	7.15
10	7.59	7.48	6.74	8.29
11	5.81	6.3	5.48	6.44
12	6.75	7.28	7.04	7.61

Ant.	WLAN 2.4GHz/5GHz UNII 1-4/WLAN 6GHz UNII 5-8 (Radio 4(Scanning radio))									
	2.45GHz	5.2GHz	5.3GHz	5.6GHz	5.785GHz	5.885GHz	6.175GHz	6.475GHz	6.695GHz	6.995GHz
13	4.18	4.62	4.53	5.24	4.35	4.43	5.87	5.74	5.31	7.78
14	4.07	5.08	4.76	5.6	6.15	6.29	7.08	6.68	6.97	8.17

Ant.	Bluetooth (Radio 5)	
	Bluetooth array (Beam 1-Beam 8/Omni)	Bluetooth array (Beam 9)
15	4.3	-
16	-	3.7
Ant.	802.15.4(Zigbee, Thread) (Radio 5)	
17	6.6	

Item	Directional Gain (dBi)				
	WLAN 2.4GHz (Radio 3)	WLAN 5GHz UNII 1-2A (Radio 3)		WLAN 6GHz UNII 7-8 (Radio 3)	
	2.45GHz	5.2GHz	5.3GHz	6.695GHz	6.995GHz
4T1S	8.34	7.3	7.56	10.62	10.8
4T2S	5.53	5.23	4.56	7.75	8.36
4T4S	5.53	5.23	4.51	7.75	8.36

Item	WLAN 5GHz UNII 1-4 (Radio 2)				
	5.2GHz	5.3GHz	5.6GHz	5.785GHz	5.885GHz
4T1S	9	8.75	9.58	9.57	9.06
4T2S	6	5.89	7.05	6.65	6.73
4T4S	5.54	5.89	7.05	6.65	6.73

Item	WLAN 6GHz UNII 5-8 (Radio 1)			
	6.175GHz	6.475GHz	6.695GHz	6.995GHz
4T1S	10.14	10.42	9.72	10.76
4T2S	7.86	7.99	7.04	8.29
4T4S	7.86	7.99	7.04	8.29

Item	WLAN 2.4GHz/5GHz UNII 1-4/WLAN 6GHz UNII 5-8 (Radio 4(Scanning radio))									
	2.45GHz	5.2GHz	5.3GHz	5.6GHz	5.785GHz	5.885GHz	6.175GHz	6.475GHz	6.695GHz	6.995GHz
2T1S	6.71	7.72	7.56	8.11	8.31	8.35	9.44	9.16	9.02	10.8
2T2S	4.18	5.08	4.76	5.6	6.15	6.29	7.08	6.68	6.97	8.17

Note 2: The above information (excepting Ant. 1-14 antenna gain and directional gain) was declared by manufacturer.

Note 3: The EUT has twenty antennas.
The ant.15 is BLE array (Beam 1-Beam 8/Omni).
The ant.16 is BLE array (Beam 9).
Beam 1-Beam 8, Omni, and Beam 9 can't operate simultaneously.

Note 4: Radio 1-4: Maximum Directional Gain following KDB662911 D03.

For Radio 1:
For 6GHz (UNII 5 or UNII 6-8) IEEE 802.11ax/be mode (4TX/4RX)
Port 1, Port 2, Port 3 and Port 4 can be used as transmitting/receiving antenna.
Port 1, Port 2, Port 3 and Port 4 could transmit/receive simultaneously.

For Radio 2:
For 5GHz (UNII 1-2A or UNII 2C-4) IEEE 802.11a/n/ac/ax/be mode (4TX/4RX)
Port 1, Port 2, Port 3 and Port 4 can be used as transmitting/receiving antenna.
Port 1, Port 2, Port 3 and Port 4 could transmit/receive simultaneously.

For Radio 3:
For 2.4GHz IEEE 802.11b/g/n/VHT/ax/be mode (4TX/4RX)
For 5GHz (UNII 1-2A) IEEE 802.11a/n/ac/ax/be mode (4TX/4RX)
For 6GHz (UNII 7-8) IEEE 802.11ax/be mode (4TX/4RX)
Port 1, Port 2, Port 3 and Port 4 can be used as transmitting/receiving antenna.
Port 1, Port 2, Port 3 and Port 4 could transmit/receive simultaneously.

For Radio 4(Scanning radio):
For 2.4GHz IEEE 802.11b/g/n/VHT/ax/be mode (2TX/2RX)
For 5GHz (UNII 1-4) IEEE 802.11a/n/ac/ax/be mode (2TX/2RX)
For 6GHz (UNII 5-8) IEEE 802.11ax/be mode (2TX/2RX)
Port 1 and Port 2 can be used as transmitting/receiving antenna.

Port 1 and Port 2 could transmit/receive simultaneously.
For Radio 5:
For Bluetooth and 802.15.4(Zigbee, Thread) mode (1TX/1RX)
Only Port 1 can be used as transmitting/receiving antenna.
For Radio 6:
For UWB mode (2TX/4RX):
For 2TX
Port 1 and Port 2 can be use as transmitting antenna.
Port 1 and Port 2 could transmit simultaneously.
For 4RX
Port 1, Port 2, Port 3 and Port 4 can be used as receiving antennas.
Port 1, Port 2, Port 3 and Port 4 could receive simultaneously.
For Radio 7:
For GPS (1RX)
Only Port 1 can be used as receiving antenna.

For EUT 3:

Ant.	RF Port	Brand Name	Model Name	Ant. Type	Connector	Gain (dBi)	Modes of Operation
1	1	AccelTex	ATS-OP-2456-81010-14MPC-36	Patch	6MPC-WHT	Note 1	WLAN 2.4GHz, WLAN 5GHz UNII 1-2A, WLAN 6GHz UNII 7 (Radio 3)
	2						
	3						
	4						
	1				4MPC		WLAN 5GHz UNII 1-2A or UNII 2C-3 (Radio 2)
	2						
	3						
	4						
	1				6MPC-BLK		WLAN 6GHz UNII 5 or UNII 7 (Radio 1)
	2						
	3						
	4						
	1				6MPC-BLK		WLAN WLAN 2.4GHz, WLAN 5GHz UNII 1-3, WLAN 6GHz UNII 5, 7 (Radio 4) (Scanning radio)
	2						
2	1	Juniper	AP47E	PIFA	I-PEX		Bluetooth (Radio 5)
3	1	Juniper	AP47E	Slot	I-PEX		
4	1	Juniper	AP47E	PIFA	I-PEX		802.15.4(Zigbee, Thread) (Radio 5)
5	1	Juniper	AP47E	PIFA	IPEX	4.7	UWB (Radio 6)
6	2	Juniper	AP47E	Patch	IPEX	1.4	
	3					2.1	
	4					1.7	
7	1	Juniper	AP47E	PIFA	IPEX	3.3	GPS (Radio 7)

Note 1:

Ant.	RF Port	Antenna Gain (dBi)		
		WLAN 2.4GHz (Radio 3)	WLAN 5GHz UNII 1-2A (Radio 3)	WLAN 6GHz UNII 7 (Radio 3)
1	1	8.46	10.01	10
	2	8.46	10.01	10
	3	8.46	10.01	10
	4	8.46	10.01	10
Ant.	**RF Port**	**WLAN 5GHz UNII 1-3 (Radio 2)**		
1	1	9.93		
	2	9.93		
	3	9.93		
	4	9.93		

Ant.	RF Port	WLAN 6GHz UNII 5 or UNII 7 (Radio 1)		
1	1	10.57		
	2	10.57		
	3	10.57		
	4	10.57		
	RF Port	WLAN 2.4GHz/5GHz UNII 1-3/WLAN 6GHz UNII 5, 7 (Radio 4(Scanning radio))		
		WLAN 2.4GHz	WLAN 5GHz	WLAN 6GHz
	1	7.8	9.5	10
	2	7.8	9.5	10
Ant.	Bluetooth (Radio 5)			
	Bluetooth array (Beam 1-Beam 8/Omni)		Bluetooth array (Beam 9)	
2	4.0		-	
3	-		2.8	
Ant.	802.15.4(Zigbee, Thread) (Radio 5)			
4	4.1			

Note 2: Directional gain information for Radio 1-3

Type	Maximum Output Power	Power Spectral Density
Non-BF	Directional gain = Max.gain + array gain. For power measurements on IEEE 802.11 devices Array Gain = 0 dB (i.e., no array gain) for N ANT ≤ 4	$DirectionalGain = 10 \cdot \log\left[\frac{\sum_{j=1}^{N_{ss}}\left[\sum_{k=1}^{N_{ant}} g_{j,k}\right]^2}{N_{ANT}}\right]$
BF	$DirectionalGain = 10 \cdot \log\left[\frac{\sum_{j=1}^{N_{ss}}\left[\sum_{k=1}^{N_{ant}} g_{j,k}\right]^2}{N_{ANT}}\right]$	$DirectionalGain = 10 \cdot \log\left[\frac{\sum_{j=1}^{N_{ss}}\left[\sum_{k=1}^{N_{ant}} g_{j,k}\right]^2}{N_{ANT}}\right]$

Ex.

Directional Gain (NSS1) formula :

$$DirectionalGain = 10 \cdot \log\left[\frac{\sum_{j=1}^{N_{ss}}\left[\sum_{k=1}^{N_{ant}} g_{j,k}\right]^2}{N_{ANT}}\right]$$

NSS1(g1,1) = $10^{G1/20}$; NSS1(g1,2)= $10^{G2/20}$; NSS1(g1,2)= $10^{G3/20}$; NSS1(g1,2)= $10^{G4/20}$

gj,k =(Nss1(g1,1) + Nss1(g1,2) + Nss1(g1,3) + Nss1(g1,4))^2

DG = 10 log[(Nss1(g1,1) + Nss1(g1,2) + Nss1(g1,3) + Nss1(g1,4))^2 / N_{ANT}] => 10 log[($10^{G1/20}$ + $10^{G2/20}$ + $10^{G3/20}$ + $10^{G4/20}$)^2 / N_{ANT}]

Where ;

Radio 1:
6G UNII-5 G1 = 10.57 dBi; G2 = 10.57 dBi;G3 = 10.57 dBi; G4 = 10.57 dBi
6G UNII-7 G1 = 10.57 dBi; G2 = 10.57 dBi;G3 = 10.57 dBi; G4 = 10.57 dBi
6G UNII-5 DG = 13.58 dBi
6G UNII-7 DG = 13.58 dBi

Radio 2:
5G UNII-1 G1 = 9.93 dBi; G2 = 9.93 dBi;G3 = 9.93 dBi; G4 = 9.93 dBi
5G UNII-2A G1 = 9.93 dBi; G2 = 9.93 dBi;G3 = 9.93 dBi; G4 = 9.93 dBi
5G UNII-2C G1 = 9.93 dBi; G2 = 9.93 dBi;G3 = 9.93 dBi; G4 = 9.93 dBi
5G UNII-3 G1 = 9.93 dBi; G2 = 9.93 dBi;G3 = 9.93 dBi; G4 = 9.93 dBi
5G UNII-1 DG = 12.94 dBi
5G UNII-2A DG = 12.94 dBi
5G UNII-2C DG = 12.94 dBi
5G UNII-3 DG = 12.94 dBi

Radio 3:
2.4G G1 = 8.46 dBi; G2 = 8.46 dBi;G3 = 8.46 dBi; G4 = 8.46 dBi
5G UNII-1 G1 = 10.01 dBi; G2 = 10.01 dBi;G3 = 10.01 dBi; G4 = 10.01 dBi
5G UNII-2A G1 = 10.01 dBi; G2 = 10.01 dBi;G3 = 10.01 dBi; G4 = 10.01 dBi
6G UNII-7 G1 = 10 dBi; G2 = 10 dBi;G3 = 10 dBi; G4 = 10 dBi
2.4G DG = 11.47 dBi
5G UNII-1 DG = 13.02 dBi
5G UNII-2A DG = 13.02 dBi
6G UNII-7 DG = 13.01 dBi

Note 3: The above information was declared by manufacturer.
Note 4: The EUT has seven antennas.
The ant. 2 is BLE array (Beam 1-Beam 8/Omni).
The ant. 3 is BLE array (Beam 9).
Beam 1-Beam 8, Omni, and Beam 9 can't operate simultaneously.
Note 5: The ant. 1 is the cross-polarized antenna.
The ant. 1 (6MPC-WHT connector and 4MPC connector): Vertical*2, Horizontal*2; the array gain only add 10log(2).
The ant. 1 (6MPC-BLK connector) for radio 1: Vertical*2, Horizontal*2; the array gain only add 10log(2).
The ant. 1 (6MPC-BLK connector) for radio 4: Vertical*1, Horizontal*1; it doesn't need to evaluate array gain.
Note 6: Radio 1-3: Maximum Directional Gain following KDB662911 D01.
For Radio 1:
For 6GHz (UNII 5 or UNII 7) IEEE 802.11ax/be mode (4TX/4RX)
Port 1, Port 2, Port 3 and Port 4 can be used as transmitting/receiving antenna.
Port 1, Port 2, Port 3 and Port 4 could transmit/receive simultaneously.
For Radio 2:
For 5GHz (UNII 1-2A or UNII 2C-3) IEEE 802.11a/n/ac/ax/be mode (4TX/4RX)
Port 1, Port 2, Port 3 and Port 4 can be used as transmitting/receiving antenna.
Port 1, Port 2, Port 3 and Port 4 could transmit/receive simultaneously.
For Radio 3:
For 2.4GHz IEEE 802.11b/g/n/VHT/ax/be mode (4TX/4RX)
For 5GHz (UNII 1-2A) IEEE 802.11a/n/ac/ax/be mode (4TX/4RX)
For 6GHz (UNII 7) IEEE 802.11ax/be mode (4TX/4RX)
Port 1, Port 2, Port 3 and Port 4 can be used as transmitting/receiving antenna.
Port 1, Port 2, Port 3 and Port 4 could transmit/receive simultaneously.
For Radio 4(Scanning radio):
For 2.4GHz IEEE 802.11b/g/n/VHT/ax/be mode (2TX/2RX)
For 5GHz (UNII 1-3) IEEE 802.11a/n/ac/ax/be mode (2TX/2RX)
For 6GHz (UNII 5, 7) IEEE 802.11ax/be mode (2TX/2RX)
Port 1 and Port 2 can be used as transmitting/receiving antenna.
Port 1 and Port 2 could transmit/receive simultaneously.
For Radio 5:
For Bluetooth and 802.15.4(Zigbee, Thread) mode (1TX/1RX)
Only Port 1 can be used as transmitting/receiving antenna.
For Radio 6:
For UWB mode (2TX/4RX):
For 2TX
Port 1 and Port 2 can be use as transmitting antenna.
Port 1 and Port 2 could transmit simultaneously.
For 4RX
Port 1, Port 2, Port 3 and Port 4 can be used as receiving antennas.
Port 1, Port 2, Port 3 and Port 4 could receive simultaneously.
For Radio 7:
For GPS (1RX)
Only Port 1 can be used as receiving antenna.

1.1.3 Mode Test Duty Cycle

For EUT 1:
For Radio 3:

Mode	DC	DCF (dB)	T (s)	VBW (Hz)_1/T
802.11b	0.935	0.29	8.416m	300
802.11g	0.538	2.69	128.437u	10k
802.11be EHT20	0.907	0.42	322.188u	10k
802.11be EHT20-BF	0.907	0.42	322.188u	10k
802.11be EHT40	0.902	0.45	304.375u	10k
802.11be EHT40-BF	0.902	0.45	304.375u	10k

For Scanning Radio 4:

Mode	DC	DCF (dB)	T (s)	VBW (Hz)_1/T
802.11b	0.918	0.37	8.419m	300
802.11g	0.535	2.72	128.437u	10k
802.11be EHT20	0.907	0.42	322.188u	10k
802.11be EHT40	0.902	0.45	304.375u	10k

For EUT 2:
For Radio 3:

Mode	DC	DCF (dB)	T (s)	VBW (Hz)_1/T
802.11b	0.935	0.29	8.416m	300
802.11g	0.538	2.69	128.437u	10k
802.11be EHT20	0.907	0.42	322.188u	10k
802.11be EHT20-BF	0.907	0.42	322.188u	10k
802.11be EHT40	0.902	0.45	304.375u	10k
802.11be EHT40-BF	0.902	0.45	304.375u	10k

For Scanning Radio 4:

Mode	DC	DCF (dB)	T (s)	VBW (Hz)_1/T
802.11b	0.935	0.29	8.419m	300
802.11g	0.535	2.72	128.437u	10k
802.11be EHT20	0.907	0.42	322.188u	10k
802.11be EHT40	0.902	0.45	304.375u	10k

For EUT 3:
For Radio 3:

Mode	DC	DCF (dB)	T (s)	VBW (Hz)_1/T
802.11b_Nss 1,(1D)	0.929	0.32	8.422m	200
802.11g_Nss 1,(6D)	0.549	2.6	131.25u	10k
802.11be EHT20_Nss 1,(M0)	0.915	0.39	325u	5k
802.11be EHT40_Nss 1,(M0)	0.912	0.4	309.375u	5k
802.11be EHT20-BF_Nss 1,(M0)	0.915	0.39	325u	5k
802.11be EHT40-BF_Nss 1,(M0)	0.912	0.4	309.375u	5k

For Scanning Radio 4:

Mode	DC	DCF (dB)	T (s)	VBW (Hz)_1/T
802.11b_Nss 1,(1D)	0.915	0.39	8.418m	300
802.11g_Nss 1,(6D)	0.539	2.68	128.75u	10k
802.11be EHT20_Nss 1,(M0)	0.908	0.42	322.5u	10k
802.11be EHT40_Nss 1,(M0)	0.906	0.43	304.375u	10k

Note:
- DC is Duty Cycle.
- DCF is Duty Cycle Factor.

1.1.4 EUT Operational Condition

EUT Power Type	From PoE			
Beamforming Function	☒	With beamforming	☐	Without beamforming
	The product has beamforming function for Radio 1 (ax/be in 6GHz), Radio 2 (n/ac/ax/be in 5GHz), and Radio 3 (n/VHT/ax/be in 2.4GHz, n/ac/ax/be in 5GHz, and ax/be in 6GHz).			
Function	☒	Point-to-multipoint	☐	Point-to-point
Support RU	☒	Full RU	☐	Partial RU
Test Software Version	accessMtool 3.0.0.8			

Note: The above information was declared by manufacturer.

1.1.5 Table for Multiple Listing

EUT	Model Name	WLAN 5GHz UNII 4	WLAN 6GHz	Wi-Fi antenna	UWB antenna (PDoA)	UWB antenna (TWR)	802.15.4 (Zigbee, Thread) antenna	Bluetooth antenna	GPS antenna	Description
1	AP47	Support	Support	Internal Antenna	The same	AP47/ AP47E the same	AP47/ AP47E the same	The same	AP47/ AP47E the same	-
2	AP47D	Support	Support	Internal Antenna	The same	Not the same	Not the same	The same	Not the same	The difference with AP47 is only in Wi-Fi, UWB(TWR), 802.15.4(Zigbee, Thread) and GPS antenna.
3	AP47E	Non Support	Non Support	External Antenna	The same	AP47/ AP47E the same	AP47/ AP47E the same	The same	AP47/ AP47E the same	-

Note1: All models are identical to each other in all aspects except for the listing table.
Note2: The above information was declared by manufacturer.

1.1.6 Table for Radio Function

For EUT 1 and EUT 2:

Function / Radio	WLAN 2.4GHz	WLAN 5GHz	WLAN 6GHz	Bluetooth	802.15.4 (Zigbee, Thread)	UWB	GPS
1	-	-	V (UNII 5 or UNII 6-8)	-	-	-	-
2	-	V (UNII 1-2A or UNII2C-4)	-	-	-	-	-
3	V	V (UNII 1-2A)	V (UNII 7-8)	-	-	-	-
4 (Scanning radio)	V	V (UNII 1-4)	V (UNII 5-8)	-	-	-	-
5	-	-	-	V	V	-	-
6	-	-	-	-	-	V	-
7	-	-	-	-	-	-	V

Note1: The above information was declared by manufacturer.
Note2: For WLAN 2.4GHz: The Radio 3 and Radio 4(Scanning radio) can't operate at the same frequency simultaneously.
For WLAN 5GHz: The Radio 2, 3 and Radio 4(Scanning radio) can't operate at the same frequency simultaneously.
For WLAN 6GHz: The Radio 1, 3 and Radio 4(Scanning radio) can't operate at the same frequency simultaneously.

For EUT 3:

Function / Radio	WLAN 2.4GHz	WLAN 5GHz	WLAN 6GHz	Bluetooth	802.15.4 (Zigbee, Thread)	UWB	GPS
1	-	-	-	-	-	-	-
2	-	V (UNII 1-2A or UNII2C-3)	-	-	-	-	-
3	V	V (UNII 1-2A)	-	-	-	-	-
4 (Scanning radio)	V	V (UNII 1-3)	-	-	-	-	-
5	-	-	-	V	V	-	-
6	-	-	-	-	-	V	-
7	-	-	-	-	-	-	V

Note1: The above information was declared by manufacturer.
Note2: The Radio 1 is not enabled.
Note3: For WLAN 2.4GHz: The Radio 3 and Radio 4(Scanning radio) can't operate at the same frequency simultaneously.
For WLAN 5GHz: The Radio 2, 3 and Radio 4(Scanning radio) can't operate at the same frequency simultaneously.

1.1.7 Table for EUT Operation Function

Mode	Operation Function
1	EUT 1_R1:6GHz UNII 5+R2:5GHz UNII 1,2A+R3:2.4GHz+ R4:2.4GHz+R5:Bluetooth+R6:UWB
2	EUT 1_R1:6GHz UNII 5+R2:5GHz UNII 1,2A+R3:2.4GHz+R4:5GHz UNII 1-4+R5:Bluetooth+R6:UWB
3	EUT 1_R1:6GHz UNII 5+R2:5GHz UNII 1,2A+R3:2.4GHz+R4:6GHz UNII 5-8+R5:Bluetooth+R6:UWB
4	EUT 1_R1:6GHz UNII 5+R2:5GHz UNII 2C-4+R3:2.4GHz+R4:2.4GHz+R5:Bluetooth+R6:UWB
5	EUT 1_R1:6GHz UNII 5+R2:5GHz UNII 2C-4+R3:2.4GHz+R4:5GHz UNII 1-4+R5:Bluetooth+R6:UWB
6	EUT 1_R1:6GHz UNII 5+R2:5GHz UNII 2C-4+R3:2.4GHz+R4:6GHz UNII 5-8+R5:Bluetooth+R6:UWB
7	EUT 1_R1:6GHz UNII 5+R2:5GHz UNII 1,2A+R3:2.4GHz+R4:2.4GHz+R5:Zigbee+R6:UWB
8	EUT 1_R1:6GHz UNII 5+R2:5GHz UNII 1,2A+R3:2.4GHz+R4:5GHz UNII 1-4+R5:Zigbee+R6:UWB
9	EUT 1_R1:6GHz UNII 5+R2:5GHz UNII 1,2A+R3:2.4GHz+R4:6GHz UNII 5-8+R5:Zigbee+R6:UWB
10	EUT 1_R1:6GHz UNII 5+R2:5GHz UNII 2C-4+R3:2.4GHz+R4:2.4GHz+R5:Zigbee+R6:UWB
11	EUT 1_R1:6GHz UNII 5+R2:5GHz UNII 2C-4+R3:2.4GHz+R4:5GHz UNII 1-4+R5:Zigbee+R6:UWB
12	EUT 1_R1:6GHz UNII 5+R2:5GHz UNII 2C-4+R3:2.4GHz+R4:6GHz UNII 5-8+R5:Zigbee+R6:UWB
13	EUT 1_R1:6GHz UNII 6-8+R2:5GHz UNII 1,2A+R3:2.4GHz+ R4:2.4GHz+ R5:Bluetooth+R6:UWB
14	EUT 1_R1:6GHz UNII 6-8+R2:5GHz UNII 1,2A+R3:2.4GHz+R4:5GHz UNII 1-4+R5:Bluetooth+R6:UWB
15	EUT 1_R1:6GHz UNII 6-8+R2:5GHz UNII 1,2A+R3:2.4GHz+R4:6GHz UNII 5-8+R5:Bluetooth+R6:UWB
16	EUT 1_R1:6GHz UNII 6-8+R2:5GHz UNII 2C-4+R3:2.4GHz+ R4:2.4GHz+ R5:Bluetooth+R6:UWB
17	EUT 1_R1:6GHz UNII 6-8+R2:5GHz UNII 2C-4+R3:2.4GHz+R4:5GHz UNII 1-4+R5:Bluetooth+R6:UWB
18	EUT 1_R1:6GHz UNII 6-8+R2:5GHz UNII 2C-4+R3:2.4GHz+R4:6GHz UNII 5-8+R5:Bluetooth+R6:UWB
19	EUT 1_R1:6GHz UNII 6-8+R2:5GHz UNII 1,2A+R3:2.4GHz+ R4:2.4GHz+R5:Zigbee+R6:UWB
20	EUT 1_R1:6GHz UNII 6-8+R2:5GHz UNII 1,2A+R3:2.4GHz+R4:5GHz UNII 1-4+R5:Zigbee+R6:UWB
21	EUT 1_R1:6GHz UNII 6-8+R2:5GHz UNII 1,2A+R3:2.4GHz+R4:6GHz UNII 5-8+R5:Zigbee+R6:UWB
22	EUT 1_R1:6GHz UNII 6-8+R2:5GHz UNII 2C-4+R3:2.4GHz+ R4:2.4GHz+R5:Zigbee+R6:UWB
23	EUT 1_R1:6GHz UNII 6-8+R2:5GHz UNII 2C-4+R3:2.4GHz+R4:5GHz UNII 1-4+R5:Zigbee+R6:UWB
24	EUT 1_R1:6GHz UNII 6-8+R2:5GHz UNII 2C-4+R3:2.4GHz+R4:6GHz UNII 5-8+R5:Zigbee+R6:UWB
25	EUT 1_R1:6GHz UNII 5+R2:5GHz UNII 2C-4+R3:5GHz UNII 1,2A+ R4:2.4GHz+R5:Bluetooth+R6:UWB
26	EUT 1_R1:6GHz UNII 5+R2:5GHz UNII 2C-4+R3:5GHz UNII 1,2A+R4:5GHz UNII 1-4+R5:Bluetooth+ R6:UWB
27	EUT 1_R1:6GHz UNII 5+R2:5GHz UNII 2C-4+R3:5GHz UNII 1,2A+R4:6GHz UNII 5-8+R5:Bluetooth+ R6:UWB
28	EUT 1_R1:6GHz UNII 5+R2:5GHz UNII 2C-4+R3:5GHz UNII 1,2A+ R4:2.4GHz+R5:Zigbee+R6:UWB
29	EUT 1_R1:6GHz UNII 5+R2:5GHz UNII 2C-4+R3:5GHz UNII 1,2A+R4:5GHz UNII 1-4+R5:Zigbee+ R6:UWB
30	EUT 1_R1:6GHz UNII 5+R2:5GHz UNII 2C-4+R3:5GHz UNII 1,2A+R4:6GHz UNII 5-8+R5:Zigbee+ R6:UWB
31	EUT 1_R1:6GHz UNII 6-8+R2:5GHz UNII 2C-4+R3:5GHz UNII 1,2A+ R4:2.4GHz+R5:Bluetooth+R6:UWB
32	EUT 1_R1:6GHz UNII 6-8+R2:5GHz UNII 2C-4+R3:5GHz UNII 1,2A+R4:5GHz UNII 1-4+R5:Bluetooth+ R6:UWB
33	EUT 1_R1:6GHz UNII 6-8+R2:5GHz UNII 2C-4+R3:5GHz UNII 1,2A+R4:6GHz UNII 5-8+R5:Bluetooth+ R6:UWB
34	EUT 1_R1:6GHz UNII 6-8+R2:5GHz UNII 2C-4+R3:5GHz UNII 1,2A+ R4:2.4GHz+R5:Zigbee+R6:UWB
35	EUT 1_R1:6GHz UNII 6-8+R2:5GHz UNII 2C-4+R3:5GHz UNII 1,2A+R4:5GHz UNII 1-4+R5:Zigbee+ R6:UWB
36	EUT 1_R1:6GHz UNII 6-8+R2:5GHz UNII 2C-4+R3:5GHz UNII 1,2A+R4:6GHz UNII 5-8+R5:Zigbee+ R6:UWB
37	EUT 1_R1:6GHz UNII 5+R2:5GHz UNII 1,2A+R3:6GHz UNII 7,8+ R4:2.4GHz+R5:Bluetooth+R6:UWB
38	EUT 1_R1:6GHz UNII 5+R2:5GHz UNII 1,2A+R3:6GHz UNII 7,8+R4:5GHz UNII 1-4+R5:Bluetooth+ R6:UWB
39	EUT 1_R1:6GHz UNII 5+R2:5GHz UNII 1,2A+R3:6GHz UNII 7,8+R4:6GHz UNII 5-8+R5:Bluetooth+ R6:UWB

40	EUT 1_R1:6GHz UNII 5+R2:5GHz UNII 1,2A+R3:6GHz UNII 7,8+ R4:2.4GHz+R5:Zigbee+R6:UWB
41	EUT 1_R1:6GHz UNII 5+R2:5GHz UNII 1,2A+R3:6GHz UNII 7,8+R4:5GHz UNII 1-4+R5:Zigbee+R6:UWB
42	EUT 1_R1:6GHz UNII 5+R2:5GHz UNII 1,2A+R3:6GHz UNII 7,8+R4:6GHz UNII 5-8+R5:Zigbee+R6:UWB
43	EUT 1_R1:6GHz UNII 5+R2:5GHz UNII 2C-4+R3:6GHz UNII 7,8+ R4:2.4GHz+R5:Bluetooth+R6:UWB
44	EUT 1_R1:6GHz UNII 5+R2:5GHz UNII 2C-4+R3:6GHz UNII 7,8+R4:5GHz UNII 1-4+R5:Bluetooth+ R6:UWB
45	EUT 1_R1:6GHz UNII 5+R2:5GHz UNII 2C-4+R3:6GHz UNII 7,8+R4:6GHz UNII 5-8+R5:Bluetooth+ R6:UWB
46	EUT 1_R1:6GHz UNII 5+R2:5GHz UNII 2C-4+R3:6GHz UNII 7,8+ R4:2.4GHz+R5:Zigbee+R6:UWB
47	EUT 1_R1:6GHz UNII 5+R2:5GHz UNII 2C-4+R3:6GHz UNII 7,8+R4:5GHz UNII 1-4+R5:Zigbee+R6:UWB
48	EUT 1_R1:6GHz UNII 5+R2:5GHz UNII 2C-4+R3:6GHz UNII 7,8+R4:6GHz UNII 5-8+R5:Zigbee+R6:UWB
49	EUT 2_R1:6GHz UNII 5+R2:5GHz UNII 1,2A+R3:2.4GHz+ R4:2.4GHz+R5:Bluetooth+R6:UWB
50	EUT 2_R1:6GHz UNII 5+R2:5GHz UNII 1,2A+R3:2.4GHz+R4:5GHz UNII 1-4+R5:Bluetooth+R6:UWB
51	EUT 2_R1:6GHz UNII 5+R2:5GHz UNII 1,2A+R3:2.4GHz+R4:6GHz UNII 5-8+R5:Bluetooth+R6:UWB
52	EUT 2_R1:6GHz UNII 5+R2:5GHz UNII 2C-4+R3:2.4GHz+R4:2.4GHz+R5:Bluetooth+R6:UWB
53	EUT 2_R1:6GHz UNII 5+R2:5GHz UNII 2C-4+R3:2.4GHz+R4:5GHz UNII 1-4+R5:Bluetooth+R6:UWB
54	EUT 2_R1:6GHz UNII 5+R2:5GHz UNII 2C-4+R3:2.4GHz+R4:6GHz UNII 5-8+R5:Bluetooth+R6:UWB
55	EUT 2_R1:6GHz UNII 5+R2:5GHz UNII 1,2A+R3:2.4GHz+R4:2.4GHz+R5:Zigbee+R6:UWB
56	EUT 2_R1:6GHz UNII 5+R2:5GHz UNII 1,2A+R3:2.4GHz+R4:5GHz UNII 1-4+R5:Zigbee+R6:UWB
57	EUT 2_R1:6GHz UNII 5+R2:5GHz UNII 1,2A+R3:2.4GHz+R4:6GHz UNII 5-8+R5:Zigbee+R6:UWB
58	EUT 2_R1:6GHz UNII 5+R2:5GHz UNII 2C-4+R3:2.4GHz+R4:2.4GHz+R5:Zigbee+R6:UWB
59	EUT 2_R1:6GHz UNII 5+R2:5GHz UNII 2C-4+R3:2.4GHz+R4:5GHz UNII 1-4+R5:Zigbee+R6:UWB
60	EUT 2_R1:6GHz UNII 5+R2:5GHz UNII 2C-4+R3:2.4GHz+R4:6GHz UNII 5-8+R5:Zigbee+R6:UWB
61	EUT 2_R1:6GHz UNII 6-8+R2:5GHz UNII 1,2A+R3:2.4GHz+ R4:2.4GHz+ R5:Bluetooth+R6:UWB
62	EUT 2_R1:6GHz UNII 6-8+R2:5GHz UNII 1,2A+R3:2.4GHz+R4:5GHz UNII 1-4+R5:Bluetooth+R6:UWB
63	EUT 2_R1:6GHz UNII 6-8+R2:5GHz UNII 1,2A+R3:2.4GHz+R4:6GHz UNII 5-8+R5:Bluetooth+R6:UWB
64	EUT 2_R1:6GHz UNII 6-8+R2:5GHz UNII 2C-4+R3:2.4GHz+ R4:2.4GHz+ R5:Bluetooth+R6:UWB
65	EUT 2_R1:6GHz UNII 6-8+R2:5GHz UNII 2C-4+R3:2.4GHz+R4:5GHz UNII 1-4+R5:Bluetooth+R6:UWB
66	EUT 2_R1:6GHz UNII 6-8+R2:5GHz UNII 2C-4+R3:2.4GHz+R4:6GHz UNII 5-8+R5:Bluetooth+R6:UWB
67	EUT 2_R1:6GHz UNII 6-8+R2:5GHz UNII 1,2A+R3:2.4GHz+ R4:2.4GHz+R5:Zigbee+R6:UWB
68	EUT 2_R1:6GHz UNII 6-8+R2:5GHz UNII 1,2A+R3:2.4GHz+R4:5GHz UNII 1-4+R5:Zigbee+R6:UWB
69	EUT 2_R1:6GHz UNII 6-8+R2:5GHz UNII 1,2A+R3:2.4GHz+R4:6GHz UNII 5-8+R5:Zigbee+R6:UWB
70	EUT 2_R1:6GHz UNII 6-8+R2:5GHz UNII 2C-4+R3:2.4GHz+ R4:2.4GHz+R5:Zigbee+R6:UWB
71	EUT 2_R1:6GHz UNII 6-8+R2:5GHz UNII 2C-4+R3:2.4GHz+R4:5GHz UNII 1-4+R5:Zigbee+R6:UWB
72	EUT 2_R1:6GHz UNII 6-8+R2:5GHz UNII 2C-4+R3:2.4GHz+R4:6GHz UNII 5-8+R5:Zigbee+R6:UWB
73	EUT 2_R1:6GHz UNII 5+R2:5GHz UNII 2C-4+R3:5GHz UNII 1,2A+ R4:2.4GHz+R5:Bluetooth+R6:UWB
74	EUT 2_R1:6GHz UNII 5+R2:5GHz UNII 2C-4+R3:5GHz UNII 1,2A+R4:5GHz UNII 1-4+R5:Bluetooth+ R6:UWB
75	EUT 2_R1:6GHz UNII 5+R2:5GHz UNII 2C-4+R3:5GHz UNII 1,2A+R4:6GHz UNII 5-8+R5:Bluetooth+ R6:UWB
76	EUT 2_R1:6GHz UNII 5+R2:5GHz UNII 2C-4+R3:5GHz UNII 1,2A+ R4:2.4GHz+R5:Zigbee+R6:UWB
77	EUT 2_R1:6GHz UNII 5+R2:5GHz UNII 2C-4+R3:5GHz UNII 1,2A+R4:5GHz UNII 1-4+R5:Zigbee+ R6:UWB
78	EUT 2_R1:6GHz UNII 5+R2:5GHz UNII 2C-4+R3:5GHz UNII 1,2A+R4:6GHz UNII 5-8+R5:Zigbee+ R6:UWB
79	EUT 2_R1:6GHz UNII 6-8+R2:5GHz UNII 2C-4+R3:5GHz UNII 1,2A+ R4:2.4GHz+R5:Bluetooth+R6:UWB
80	EUT 2_R1:6GHz UNII 6-8+R2:5GHz UNII 2C-4+R3:5GHz UNII 1,2A+R4:5GHz UNII 1-4+R5:Bluetooth+ R6:UWB
81	EUT 2_R1:6GHz UNII 6-8+R2:5GHz UNII 2C-4+R3:5GHz UNII 1,2A+R4:6GHz UNII 5-8+R5:Bluetooth+ R6:UWB
82	EUT 2_R1:6GHz UNII 6-8+R2:5GHz UNII 2C-4+R3:5GHz UNII 1,2A+ R4:2.4GHz+R5:Zigbee+R6:UWB

83	EUT 2_R1:6GHz UNII 6-8+R2:5GHz UNII 2C-4+R3:5GHz UNII 1,2A+R4:5GHz UNII 1-4+R5:Zigbee+ R6:UWB
84	EUT 2_R1:6GHz UNII 6-8+R2:5GHz UNII 2C-4+R3:5GHz UNII 1,2A+R4:6GHz UNII 5-8+R5:Zigbee+ R6:UWB
85	EUT 2_R1:6GHz UNII 5+R2:5GHz UNII 1,2A+R3:6GHz UNII 7,8+ R4:2.4GHz+R5:Bluetooth+R6:UWB
86	EUT 2_R1:6GHz UNII 5+R2:5GHz UNII 1,2A+R3:6GHz UNII 7,8+R4:5GHz UNII 1-4+R5:Bluetooth+ R6:UWB
87	EUT 2_R1:6GHz UNII 5+R2:5GHz UNII 1,2A+R3:6GHz UNII 7,8+R4:6GHz UNII 5-8+R5:Bluetooth+ R6:UWB
88	EUT 2_R1:6GHz UNII 5+R2:5GHz UNII 1,2A+R3:6GHz UNII 7,8+ R4:2.4GHz+R5:Zigbee+R6:UWB
89	EUT 2_R1:6GHz UNII 5+R2:5GHz UNII 1,2A+R3:6GHz UNII 7,8+R4:5GHz UNII 1-4+R5:Zigbee+R6:UWB
90	EUT 2_R1:6GHz UNII 5+R2:5GHz UNII 1,2A+R3:6GHz UNII 7,8+R4:6GHz UNII 5-8+R5:Zigbee+R6:UWB
91	EUT 2_R1:6GHz UNII 5+R2:5GHz UNII 2C-4+R3:6GHz UNII 7,8+ R4:2.4GHz+R5:Bluetooth+R6:UWB
92	EUT 2_R1:6GHz UNII 5+R2:5GHz UNII 2C-4+R3:6GHz UNII 7,8+R4:5GHz UNII 1-4+R5:Bluetooth+ R6:UWB
93	EUT 2_R1:6GHz UNII 5+R2:5GHz UNII 2C-4+R3:6GHz UNII 7,8+R4:6GHz UNII 5-8+R5:Bluetooth+ R6:UWB
94	EUT 2_R1:6GHz UNII 5+R2:5GHz UNII 2C-4+R3:6GHz UNII 7,8+ R4:2.4GHz+R5:Zigbee+R6:UWB
95	EUT 2_R1:6GHz UNII 5+R2:5GHz UNII 2C-4+R3:6GHz UNII 7,8+R4:5GHz UNII 1-4+R5:Zigbee+R6:UWB
96	EUT 2_R1:6GHz UNII 5+R2:5GHz UNII 2C-4+R3:6GHz UNII 7,8+R4:6GHz UNII 5-8+R5:Zigbee+R6:UWB
97	EUT 3_R2:5GHz UNII 1,2A+R3:2.4GHz+R4:2.4GHz+R5:Bluetooth+R6:UWB
98	EUT 3_R2:5GHz UNII 1,2A+R3:2.4GHz+R4:5GHz UNII 1-3+R5:Bluetooth+R6:UWB
99	EUT 3_R2:5GHz UNII 2C-3+R3:2.4GHz+R4:2.4GHz+R5:Bluetooth+R6:UWB
100	EUT 3_R2:5GHz UNII 2C-3+R3:2.4GHz+R4:5GHz UNII 1-3+R5:Bluetooth+R6:UWB
101	EUT 3_R2:5GHz UNII 1,2A+R3:2.4GHz+R4:2.4GHz+R5:Zigbee+R6:UWB
102	EUT 3_R2:5GHz UNII 1,2A+R3:2.4GHz+R4:5GHz UNII 1-3+R5:Zigbee+R6:UWB
103	EUT 3_R2:5GHz UNII 2C-3+R3:2.4GHz+R4:2.4GHz+R5:Zigbee+R6:UWB
104	EUT 3_R2:5GHz UNII 2C-3+R3:2.4GHz+R4:5GHz UNII 1-3+R5:Zigbee+R6:UWB
105	EUT 3_R2:5GHz UNII 2C-3+R3:5GHz UNII 1,2A+R4:2.4GHz+R5:Bluetooth+R6:UWB
106	EUT 3_R2:5GHz UNII 2C-3+R3:5GHz UNII 1,2A+R4:5GHz UNII 1-3+R5:Bluetooth+R6:UWB
107	EUT 3_R2:5GHz UNII 2C-3+R3:5GHz UNII 1,2A+R4:2.4GHz+R5:Zigbee+R6:UWB
108	EUT 3_R2:5GHz UNII 2C-3+R3:5GHz UNII 1,2A+R4:5GHz UNII 1-3+R5:Zigbee+R6:UWB

Note1: R means Radio.
Note2: The above information was declared by manufacturer.

1.2 Applicable Standards

According to the specifications of the manufacturer, the EUT must comply with the requirements of the following standards:

- 47 CFR FCC Part 15.247
- ANSI C63.10-2013

The following reference test guidance is not within the scope of accreditation of TAF.

- FCC KDB 558074 D01 v05r02
- FCC KDB 662911 D01 v02r01
- FCC KDB 662911 D03 v01
- FCC KDB 414788 D01 v01r01

1.3 Testing Location Information

Testing Location Information	
Test Lab.：Sporton International Inc. Hsinchu Laboratory	
Hsinchu (TAF: 3787)	ADD: No.8, Ln. 724, Bo'ai St., Zhubei City, Hsinchu County 302010, Taiwan (R.O.C.) TEL: 886-3-656-9065 FAX: 886-3-656-9085 Test site Designation No. TW3787 with FCC. Conformity Assessment Body Identifier (CABID) TW3787 with ISED.

Test Condition	Test Site No.	Test Engineer	Test Environment (°C / %)	Test Date
RF Conducted (For EUT 1)	TH02-CB	Gino Huang	22.7~24.6 / 61~65	Oct. 23, 2024~Jan. 14, 2025
RF Conducted (For EUT 2)	TH02-CB	Gino Huang	23.3~24.2 / 62~64	Oct. 22, 2024~Jan. 15, 2025
RF Conducted (For EUT 3)	TH01-CB	Brian Sun	23.5~24 / 63~64	Nov. 20, 2024~Jan. 13, 2025
Radiated (Below 1GHz)	03CH05-CB	Gordon Hung	21.9-22.4 / 60-62	Jan. 16, 2025
Radiated (Above 1GHz_For EUT 1, 2)	03CH04-CB	Viola Huang	22.7-23.8 / 58-60	Oct. 16, 2024~Nov. 23, 2024 / Nov. 25, 2024~Jan. 15, 2025
Radiated (Above 1GHz_For EUT 3)	03CH04-CB	Viola Huang	22.7-23.8 / 58-60	Nov. 14, 2024~Nov. 23, 2024 / Nov. 25, 2024~Jan. 10, 2025
	03CH05-CB	Viola Huang	21.9-22.4 / 60-62	
Radiated (Co-location)	03CH05-CB	Viola Huang	21.9-22.4 / 60-62	Jan. 16, 2025
AC Conduction	CO02-CB	Gray Lee	23~24 / 52~53	Dec. 31, 2024~Jan. 17, 2025

1.4 Measurement Uncertainty

ISO/IEC 17025 requires that an estimate of the measurement uncertainties associated with the emissions test results be included in the report. The measurement uncertainties given below are based on a 95% confidence level (based on a coverage factor (k=2)

Test Items	Uncertainty	Remark
Conducted Emission (150kHz ~ 30MHz)	3.8 dB	Confidence levels of 95%
Radiated Emission (9kHz ~ 30MHz)	4.1 dB	Confidence levels of 95%
Radiated Emission (30MHz ~ 1,000MHz)	4.2 dB	Confidence levels of 95%
Radiated Emission (1GHz ~ 18GHz)	4.2 dB	Confidence levels of 95%
Radiated Emission (18GHz ~ 40GHz)	4.0 dB	Confidence levels of 95%
Conducted Emission	3.1 dB	Confidence levels of 95%
Output Power Measurement	0.8 dB	Confidence levels of 95%
Power Density Measurement	3.1 dB	Confidence levels of 95%
Bandwidth Measurement	2.1 %	Confidence levels of 95%

2 Test Configuration of EUT

2.1 Test Channel Mode

For EUT 1:
For Radio 3:

Mode
802.11b_Nss1,(1Mbps)_4TX
2412MHz
2437MHz
2462MHz
802.11g_Nss1,(6Mbps)_4TX
2412MHz
2417MHz
2437MHz
2457MHz
2462MHz
802.11be EHT20_Nss1,(MCS0)_4TX
2412MHz
2417MHz
2437MHz
2457MHz
2462MHz
802.11be EHT40_Nss1,(MCS0)_4TX
2422MHz
2437MHz
2452MHz
802.11be EHT20-BF_Nss1,(MCS0)_4TX
2412MHz
2417MHz
2437MHz
2457MHz
2462MHz
802.11be EHT40-BF_Nss1,(MCS0)_4TX
2422MHz
2437MHz
2452MHz

For Scanning Radio 4:

Mode
802.11b_Nss1,(1Mbps)_2TX
2412MHz
2437MHz
2462MHz
802.11g_Nss1,(6Mbps)_2TX
2412MHz
2437MHz
2462MHz
802.11be EHT20_Nss1,(MCS0)_2TX

2412MHz
2437MHz
2462MHz
802.11be EHT40_Nss1,(MCS0)_2TX
2422MHz
2437MHz
2452MHz

For EUT 2:
For Radio 3:

Mode
802.11b_Nss1,(1Mbps)_4TX
2412MHz
2437MHz
2462MHz
802.11g_Nss1,(6Mbps)_4TX
2412MHz
2417MHz
2437MHz
2452MHz
2462MHz
802.11be EHT20_Nss1,(MCS0)_4TX
2412MHz
2417MHz
2437MHz
2452MHz
2462MHz
802.11be EHT40_Nss1,(MCS0)_4TX
2422MHz
2427MHz
2437MHz
2447MHz
2452MHz
802.11be EHT20-BF_Nss1,(MCS0)_4TX
2412MHz
2417MHz
2437MHz
2452MHz
2462MHz
802.11be EHT40-BF_Nss1,(MCS0)_4TX
2422MHz
2427MHz
2437MHz
2447MHz
2452MHz

For Scanning Radio 4:

Mode
802.11b_Nss1,(1Mbps)_2TX
2412MHz

2437MHz
2462MHz
802.11g_Nss1,(6Mbps)_2TX
2412MHz
2437MHz
2462MHz
802.11be EHT20_Nss1,(MCS0)_2TX
2412MHz
2417MHz
2437MHz
2462MHz
802.11be EHT40_Nss1,(MCS0)_2TX
2422MHz
2437MHz
2452MHz

For EUT 3:
For Radio 3:

Mode
802.11b_Nss1,(1Mbps)_4TX
2412MHz
2417MHz
2437MHz
2457MHz
2462MHz
802.11g_Nss1,(6Mbps)_4TX
2412MHz
2417MHz
2437MHz
2457MHz
2462MHz
802.11be EHT20_Nss1,(MCS0)_4TX
2412MHz
2417MHz
2437MHz
2457MHz
2462MHz
802.11be EHT40_Nss1,(MCS0)_4TX
2422MHz
2437MHz
2452MHz
802.11be EHT20-BF_Nss1,(MCS0)_4TX
2412MHz
2417MHz
2437MHz
2457MHz
2462MHz
802.11be EHT40-BF_Nss1,(MCS0)_4TX
2422MHz

2437MHz
2452MHz

For Scanning Radio 4:

Mode
802.11b_Nss1,(1Mbps)_2TX
2412MHz
2417MHz
2437MHz
2457MHz
2462MHz
802.11g_Nss1,(6Mbps)_2TX
2412MHz
2417MHz
2437MHz
2457MHz
2462MHz
802.11be EHT20_Nss1,(MCS0)_2TX
2412MHz
2417MHz
2437MHz
2457MHz
2462MHz
802.11be EHT40_Nss1,(MCS0)_2TX
2422MHz
2427MHz
2437MHz
2447MHz
2452MHz

Note:
- Evaluated EHT20/EHT40 mode only due to the similar modulation. The power setting of HT20/HT40/VHT20/VHT40/HEW20/HEW40 mode are the same or lower than EHT20/EHT40.
- For Radio 3: The EUT supports beamforming and CDD modes, and the CDD mode is the worst case. Therefore, all test items are evaluated in the report. The beamforming mode only evaluates the output power.

2.2 The Worst Case Measurement Configuration

The Worst Case Mode for Following Conformance Tests	
Tests Item	AC power-line conducted emissions
Condition	AC power-line conducted measurement for line and neutral Test Voltage: 120Vac / 60Hz
Operating Mode	Normal Link
1	EUT 1_R1:6GHz UNII 5+R2:5GHz UNII 1,2A+R4:2.4GHz+R6:UWB+R7:GPS+ PoE(Powered from Eth0+PoE port)
2	EUT 1_R1:6GHz UNII 6-8+R2:5GHz UNII 1,2A+R4:2.4GHz+R6:UWB+R7:GPS+ PoE(Powered from Eth0+PoE port)
3	EUT 1_R1:6GHz UNII 5+R2:5GHz UNII 2C-4+R4:2.4GHz+R6:UWB+R7:GPS+ PoE(Powered from Eth0+PoE port)
4	EUT 1_R1:6GHz UNII 6-8+R2:5GHz UNII 2C-4+R4:2.4GHz+R6:UWB+R7:GPS+ PoE(Powered from Eth0+PoE port)
5	EUT 1_R1:6GHz UNII 5+R2:5GHz UNII 1,2A+R3:2.4GHz+R6:UWB+R7:GPS+ PoE(Powered from Eth0+PoE port)
6	EUT 1_R1:6GHz UNII 6-8+R2:5GHz UNII 1,2A+R3:2.4GHz+R6:UWB+R7:GPS+ PoE(Powered from Eth0+PoE port)
7	EUT 1_R1:6GHz UNII 5+R2:5GHz UNII 2C-4+R3:2.4GHz+R6:UWB+R7:GPS+ PoE(Powered from Eth0+PoE port)
8	EUT 1_R1:6GHz UNII 6-8+R2:5GHz UNII 2C-4+R3:2.4GHz+R6:UWB+R7:GPS+ PoE(Powered from Eth0+PoE port)
9	EUT 1_R1:6GHz UNII 5+R2:5GHz UNII 2C-4+R3:5GHz UNII 1,2A+R5:Bluetooth +R6:UWB+R7:GPS+PoE(Powered from Eth0+PoE port)
10	EUT 1_R1:6GHz UNII 6-8+R2:5GHz UNII 2C-4+R3:5GHz UNII 1,2A+R5:Bluetooth +R6:UWB+R7:GPS+PoE(Powered from Eth0+PoE port)
11	EUT 1_R1:6GHz UNII 5+R2:5GHz UNII 1,2A+R3:6GHz UNII 7,8+R5:Zigbee(TX)+ R6:UWB+R7:GPS+PoE(Powered from Eth0+PoE port)
12	EUT 1_R1:6GHz UNII 5+R2:5GHz UNII 1,2A+R3:6GHz UNII 7,8+R5:Zigbee(RX)+ R6:UWB+R7:GPS+PoE(Powered from Eth0+PoE port)
13	EUT 1_R1:6GHz UNII 5+R2:5GHz UNII 2C-4+R3:6GHz UNII 7,8+R5:Zigbee(TX)+ R6:UWB+R7:GPS+PoE(Powered from Eth0+PoE port)
14	EUT 1_R1:6GHz UNII 5+R2:5GHz UNII 2C-4+R3:6GHz UNII 7,8+R5:Zigbee(RX)+ R6:UWB+R7:GPS+PoE(Powered from Eth0+PoE port)
15	EUT 1_R1:6GHz UNII 5+R4:5GHz UNII 1-4+R5:Zigbee(TX)+ R6:UWB+R7:GPS+ PoE(Powered from Eth0+PoE port)
16	EUT 1_R1:6GHz UNII 5+R4:5GHz UNII 1-4+R5:Zigbee(RX)+ R6:UWB+R7:GPS+ PoE(Powered from Eth0+PoE port)
17	EUT 1_R2:5GHz UNII 1,2A+R4:6GHz UNII 5-8+R5:Bluetooth+ R6:UWB+R7:GPS+ PoE(Powered from Eth0+PoE port)
Mode 8 has been evaluated to be the worst case among Mode 1~17, thus measurement for Mode 18 will	

follow this same test mode.	
18	EUT 1_R1:6GHz UNII 6-8+R2:5GHz UNII 2C-4+R3:2.4GHz+R6:UWB+R7:GPS+ PoE(Powered from Eth1+PoE port)
19	EUT 2_R1:6GHz UNII 5+R2:5GHz UNII 1,2A+R4:2.4GHz+R6:UWB+R7:GPS+ PoE(Powered from Eth0+PoE port)
20	EUT 2_R1:6GHz UNII 6-8+R2:5GHz UNII 1,2A+R4:2.4GHz+R6:UWB+R7:GPS+ PoE(Powered from Eth0+PoE port)
21	EUT 2_R1:6GHz UNII 5+R2:5GHz UNII 2C-4+R4:2.4GHz+R6:UWB+R7:GPS+ PoE(Powered from Eth0+PoE port)
22	EUT 2_R1:6GHz UNII 6-8+R2:5GHz UNII 2C-4+R4:2.4GHz+R6:UWB+R7:GPS+ PoE(Powered from Eth0+PoE port)
23	EUT 2_R1:6GHz UNII 5+R2:5GHz UNII 1,2A+R3:2.4GHz+R6:UWB+R7:GPS+ PoE(Powered from Eth0+PoE port)
24	EUT 2_R1:6GHz UNII 6-8+R2:5GHz UNII 1,2A+R3:2.4GHz+R6:UWB+R7:GPS+ PoE(Powered from Eth0+PoE port)
25	EUT 2_R1:6GHz UNII 5+R2:5GHz UNII 2C-4+R3:2.4GHz+R6:UWB+R7:GPS+ PoE(Powered from Eth0+PoE port)
26	EUT 2_R1:6GHz UNII 6-8+R2:5GHz UNII 2C-4+R3:2.4GHz+R6:UWB+R7:GPS+ PoE(Powered from Eth0+PoE port)
27	EUT 2_R1:6GHz UNII 5+R2:5GHz UNII 2C-4+R3:5GHz UNII 1,2A+R5:Bluetooth +R6:UWB+R7:GPS+PoE(Powered from Eth0+PoE port)
28	EUT 2_R1:6GHz UNII 6-8+R2:5GHz UNII 2C-4+R3:5GHz UNII 1,2A+R5:Bluetooth +R6:UWB+R7:GPS+PoE(Powered from Eth0+PoE port)
29	EUT 2_R1:6GHz UNII 5+R2:5GHz UNII 1,2A+R3:6GHz UNII 7,8+R5:Zigbee(TX)+ R6:UWB+R7:GPS+PoE(Powered from Eth0+PoE port)
30	EUT 2_R1:6GHz UNII 5+R2:5GHz UNII 1,2A+R3:6GHz UNII 7,8+R5:Zigbee(RX)+ R6:UWB+R7:GPS+PoE(Powered from Eth0+PoE port)
31	EUT 2_R1:6GHz UNII 5+R2:5GHz UNII 2C-4+R3:6GHz UNII 7,8+R5:Zigbee(TX)+ R6:UWB+R7:GPS+PoE(Powered from Eth0+PoE port)
32	EUT 2_R1:6GHz UNII 5+R2:5GHz UNII 2C-4+R3:6GHz UNII 7,8+R5:Zigbee(RX)+ R6:UWB+R7:GPS+PoE(Powered from Eth0+PoE port)
33	EUT 2_R1:6GHz UNII 5+R4:5GHz UNII 1-4+R5:Zigbee(TX)+ R6:UWB+R7:GPS+ PoE(Powered from Eth0+PoE port)
34	EUT 2_R1:6GHz UNII 5+R4:5GHz UNII 1-4+R5:Zigbee(RX)+ R6:UWB+R7:GPS+ PoE(Powered from Eth0+PoE port)
35	EUT 2_R2:5GHz UNII 1,2A+R4:6GHz UNII 5-8+R5:Bluetooth+ R6:UWB+R7:GPS+ PoE(Powered from Eth0+PoE port)
Mode 20 has been evaluated to be the worst case among Mode 19~35, thus measurement for Mode 36 will follow this same test mode.	
36	EUT 2_R1:6GHz UNII 6-8+R2:5GHz UNII 1,2A+R4:2.4GHz+R6:UWB+R7:GPS+ PoE(Powered from Eth1+PoE port)

37	EUT 3_R2:5GHz UNII 1,2A+R4:2.4GHz+R6:UWB+R7:GPS+PoE(Powered from Eth0+PoE port)
38	EUT 3_R2:5GHz UNII 2C-3+R4:2.4GHz+R6:UWB+R7:GPS+PoE(Powered from Eth0+PoE port)
39	EUT 3_R2:5GHz UNII 1,2A+R3:2.4GHz+R6:UWB+R7:GPS+PoE(Powered from Eth0+PoE port)
40	EUT 3_R2:5GHz UNII 2C-3+R3:2.4GHz+R6:UWB+R7:GPS+PoE(Powered from Eth0+PoE port)
41	EUT 3_R2:5GHz UNII 2C-3+R3:5GHz UNII 1,2A+R5:Bluetooth+R6:UWB+R7:GPS+ PoE(Powered from Eth0+PoE port)
42	EUT 3_R2:5GHz UNII 1,2A+R5:Zigbee(TX)+R6:UWB+R7:GPS+PoE(Powered from Eth0+PoE port)
43	EUT 3_R2:5GHz UNII 1,2A+R5:Zigbee(RX)+R6:UWB+R7:GPS+PoE(Powered from Eth0+PoE port)
44	EUT 3_R2:5GHz UNII 2C-3+R5:Zigbee(TX)+R6:UWB+R7:GPS+PoE(Powered from Eth0+PoE port)
45	EUT 3_R2:5GHz UNII 2C-3+R5:Zigbee(RX)+R6:UWB+R7:GPS+PoE(Powered from Eth0+PoE port)
46	EUT 3_R4:5GHz UNII 1-3+R5:Zigbee(TX)+R6:UWB+R7:GPS+PoE(Powered from Eth0+PoE port)
47	EUT 3_R4:5GHz UNII 1-3+R5:Zigbee(RX)+R6:UWB+R7:GPS+PoE(Powered from Eth0+PoE port)
48	EUT 3_R2:5GHz UNII 1,2A+R5:Bluetooth+R6:UWB+R7:GPS+PoE(Powered from Eth0+PoE port)
Mode 41 has been evaluated to be the worst case among Mode 37~48, thus measurement for Mode 49 will follow this same test mode.	
49	EUT 3_R2:5GHz UNII 2C-3+R3:5GHz UNII 1,2A+R5:Bluetooth+R6:UWB+R7:GPS+ PoE(Powered from Eth1+PoE port)
For operating mode 8 is the worst case and it was record in this test report.	

The Worst Case Mode for Following Conformance Tests	
Tests Item	DTS Bandwidth Maximum Conducted Output Power Power Spectral Density Emissions in Non-restricted Frequency Bands
Test Condition	Conducted measurement at transmit chains
1	EUT 1_R3:4T1S
2	EUT 1_R4:2T1S
3	EUT 2_R3:4T1S
4	EUT 2_R4:2T1S
5	EUT 3_R3:4T1S
6	EUT 3_R4:2T1S

The Worst Case Mode for Following Conformance Tests	
Tests Item	Emissions in Restricted Frequency Bands
Test Condition	Radiated measurement If EUT consist of multiple antenna assembly (multiple antenna are used in EUT regardless of spatial multiplexing MIMO configuration), the radiated test should be performed with highest antenna gain of each antenna type.
Operating Mode < 1GHz	Normal Link

For EUT 1~3:

1. After evaluating, the worst case was found at Z axis, so it was selected to perform test and its test result was written in the report.
2. The EUT has two powered modes, one is "PoE(Powered from Eth0+PoE port)" mode and the other is "PoE(Powered from Eth1+PoE port)" mode. After evaluating, the worst case was found at "PoE(Powered from Eth0+PoE port)" mode, so the measurement will follow this same test.

For EUT 1, 2:

The EUTs have 17 modes as below:

Mode 1: EUT_R1:6GHz UNII 5+R2:5GHz UNII 1,2A+R4:2.4GHz+R6:UWB+R7:GPS
Mode 2: EUT_R1:6GHz UNII 6-8+R2:5GHz UNII 1,2A+R4:2.4GHz+R6:UWB+R7:GPS
Mode 3: EUT_R1:6GHz UNII 5+R2:5GHz UNII 2C-4+R4:2.4GHz+R6:UWB+R7:GPS
Mode 4: EUT_R1:6GHz UNII 6-8+R2:5GHz UNII 2C-4+R4:2.4GHz+R6:UWB+R7:GPS
Mode 5: EUT_R1:6GHz UNII 5+R2:5GHz UNII 1,2A+R3:2.4GHz+R6:UWB+R7:GPS
Mode 6: EUT_R1:6GHz UNII 6-8+R2:5GHz UNII 1,2A+R3:2.4GHz+R6:UWB+R7:GPS
Mode 7: EUT_R1:6GHz UNII 5+R2:5GHz UNII 2C-4+R3:2.4GHz+R6:UWB+R7:GPS
Mode 8: EUT_R1:6GHz UNII 6-8+R2:5GHz UNII 2C-4+R3:2.4GHz+R6:UWB+R7:GPS
Mode 9: EUT_R1:6GHz UNII 5+R2:5GHz UNII 2C-4+R3:5GHz UNII 1,2A+R5:Bluetooth+R6:UWB+R7:GPS
Mode 10: EUT_R1:6GHz UNII 6-8+R2:5GHz UNII 2C-4+R3:5GHz UNII 1,2A+R5:Bluetooth+R6:UWB+R7:GPS
Mode 11: EUT_R1:6GHz UNII 5+R2:5GHz UNII 1,2A+R3:6GHz UNII 7,8+R5:Zigbee(TX)+R6:UWB+R7:GPS
Mode 12: EUT_R1:6GHz UNII 5+R2:5GHz UNII 1,2A+R3:6GHz UNII 7,8+R5:Zigbee(RX)+R6:UWB+R7:GPS
Mode 13: EUT_R1:6GHz UNII 5+R2:5GHz UNII 2C-4+R3:6GHz UNII 7,8+R5:Zigbee(TX)+R6:UWB+R7:GPS
Mode 14: EUT_R1:6GHz UNII 5+R2:5GHz UNII 2C-4+R3:6GHz UNII 7,8+R5:Zigbee(RX)+R6:UWB+R7:GPS
Mode 15: EUT_R1:6GHz UNII 5+R2:5GHz UNII 1-4+R5:Zigbee(TX)+R6:UWB+R7:GPS
Mode 16: EUT_R1:6GHz UNII 5+R2:5GHz UNII 1-4+R5:Zigbee(RX)+R6:UWB+R7:GPS
Mode 17: EUT_R2:5GHz UNII 1,2A+R4:6GHz UNII 5-8+R5:Bluetooth+ R6:UWB+R7:GPS

And, from above the worst case was found at Mode 1. So the measurement will follow this same test configuration.

For EUT 3:

The EUT has 12 modes as below:

Mode 1: EUT_R2:5GHz UNII 1,2A+R4:2.4GHz+R6:UWB+R7:GPS
Mode 2: EUT_R2:5GHz UNII 2C-3+R4:2.4GHz+R6:UWB+R7:GPS
Mode 3: EUT_R2:5GHz UNII 1,2A+R3:2.4GHz+R6:UWB+R7:GPS
Mode 4: EUT_R2:5GHz UNII 2C-3+R3:2.4GHz+R6:UWB+R7:GPS
Mode 5: EUT_R2:5GHz UNII 2C-3+R3:5GHz UNII 1,2A+R5:Bluetooth+R6:UWB+R7:GPS
Mode 6: EUT_R2:5GHz UNII 1,2A+R5:Zigbee(TX)+R6:UWB+R7:GPS
Mode 7: EUT_R2:5GHz UNII 1,2A+R5:Zigbee(RX)+R6:UWB+R7:GPS
Mode 8: EUT_R2:5GHz UNII 2C-3+R5:Zigbee(TX)+R6:UWB+R7:GPS
Mode 9: EUT_R2:5GHz UNII 2C-3+R5:Zigbee(RX)+R6:UWB+R7:GPS

Mode 10: EUT_R2:5GHz UNII 1-3+R5:Zigbee(TX)+R6:UWB+R7:GPS Mode 11: EUT_R2:5GHz UNII 1-3+R5:Zigbee(RX)+R6:UWB+R7:GPS Mode 12: EUT_R2:5GHz UNII 1,2A+R5:Bluetooth+ R6:UWB+R7:GPS And, from above the worst case was found at Mode 1. So the measurement will follow this same test configuration.	
1	EUT 1 in Z axis_R1:6GHz UNII 5+R2:5GHz UNII 1,2A+R4:2.4GHz+R6:UWB+R7:GPS+ PoE(Powered from Eth0+PoE port)
2	EUT 2 in Z axis_R1:6GHz UNII 5+R2:5GHz UNII 1,2A+R4:2.4GHz+R6:UWB+R7:GPS+ PoE(Powered from Eth0+PoE port)
3	EUT 3 in Z axis_R2:5GHz UNII 1,2A+R4:2.4GHz+R6:UWB+R7:GPS+PoE(Powered from Eth0+PoE port)
For operating mode 2 is the worst case and it was record in this test report.	

The Worst Case Mode for Following Conformance Tests	
Tests Item	Emissions in Restricted Frequency Bands
Test Condition	Conducted measurement at transmit chains
Operating Mode > 1GHz	CTX(Harmonic and bandedge)
1	EUT 1_R3:4T1S
2	EUT 1_R4:2T1S
3	EUT 2_R3:4T1S
4	EUT 2_R4:2T1S
Test Condition	Radiated measurement If EUT consist of multiple antenna assembly (multiple antenna are used in EUT regardless of spatial multiplexing MIMO configuration), the radiated test should be performed with highest antenna gain of each antenna type.
Operating Mode > 1GHz	CTX
After evaluating, the worst-case axis was found as below. So the measurement will follow this same test configuration.	
1	EUT 1 in Y axis_R3:4T1S(Cabinet)
2	EUT 1 in Y axis_R4:2T1S(Cabinet)
3	EUT 2 in Y axis_R3:4T1S(Cabinet)
4	EUT 2 in Y axis_R4:2T1S(Cabinet)
5	EUT 3 in Z axis_R3:4T1S
6	EUT 3 in Y axis_R4:2T1S

The Worst Case Mode for Following Conformance Tests	
Tests Item	Simultaneous Transmission Analysis - Radiated Emission Co-location
Test Condition	Radiated measurement
Operating Mode	Normal Link
After evaluating, the worst case was found at Z axis, so it was selected to perform test and its test result was written in the report.	
1	EUT 3 in Z axis_R2:5GHz UNII 1,2A+R3:2.4GHz+R4:2.4GHz
2	EUT 3 in Z axis_R2:5GHz UNII 1,2A+R3:2.4GHz+R4:5GHz UNII 1-3
3	EUT 3 in Z axis_R2:5GHz UNII 2C-3+R3:2.4GHz+R4:2.4GHz
4	EUT 3 in Z axis_R2:5GHz UNII 2C-3+R3:2.4GHz+R4:5GHz UNII 1-3
5	EUT 3 in Z axis_R2:5GHz UNII 2C-3+5GHz UNII 1,2A+R4:2.4GHz
6	EUT 3 in Z axis_R2:5GHz UNII 2C-3+5GHz UNII 1,2A+R4:5GHz UNII 1-3
For operating mode 4 is the worst case and it was record in this test report.	
Refer to Appendix G for Radiated Emission Co-location.	

The Worst Case Mode for Following Conformance Tests	
Tests Item	Simultaneous Transmission Analysis - Co-location RF Exposure Evaluation
Operating Mode	
1	EUT 1_R1:6GHz UNII 5+R2:5GHz UNII 1,2A+R3:2.4GHz+ R4:2.4GHz+R5:Bluetooth +R6:UWB
2	EUT 1_R1:6GHz UNII 5+R2:5GHz UNII 1,2A+R3:2.4GHz+R4:5GHz UNII 1-4+ R5:Bluetooth+R6:UWB
3	EUT 1_R1:6GHz UNII 5+R2:5GHz UNII 1,2A+R3:2.4GHz+R4:6GHz UNII 5-8+ R5:Bluetooth+R6:UWB
4	EUT 1_R1:6GHz UNII 5+R2:5GHz UNII 2C-4+R3:2.4GHz+R4:2.4GHz+R5:Bluetooth +R6:UWB
5	EUT 1_R1:6GHz UNII 5+R2:5GHz UNII 2C-4+R3:2.4GHz+R4:5GHz UNII 1-4+ R5:Bluetooth+R6:UWB
6	EUT 1_R1:6GHz UNII 5+R2:5GHz UNII 2C-4+R3:2.4GHz+R4:6GHz UNII 5-8+ R5:Bluetooth+R6:UWB
7	EUT 1_R1:6GHz UNII 5+R2:5GHz UNII 1,2A+R3:2.4GHz+R4:2.4GHz+R5:Zigbee +R6:UWB
8	EUT 1_R1:6GHz UNII 5+R2:5GHz UNII 1,2A+R3:2.4GHz+R4:5GHz UNII 1-4+ R5:Zigbee+R6:UWB
9	EUT 1_R1:6GHz UNII 5+R2:5GHz UNII 1,2A+R3:2.4GHz+R4:6GHz UNII 5-8+ R5:Zigbee+R6:UWB
10	EUT 1_R1:6GHz UNII 5+R2:5GHz UNII 2C-4+R3:2.4GHz+R4:2.4GHz+R5:Zigbee+ R6:UWB
11	EUT 1_R1:6GHz UNII 5+R2:5GHz UNII 2C-4+R3:2.4GHz+R4:5GHz UNII 1-4+ R5:Zigbee+R6:UWB
12	EUT 1_R1:6GHz UNII 5+R2:5GHz UNII 2C-4+R3:2.4GHz+R4:6GHz UNII 5-8+ R5:Zigbee+R6:UWB
13	EUT 1_R1:6GHz UNII 6-8+R2:5GHz UNII 1,2A+R3:2.4GHz+ R4:2.4GHz+ R5:Bluetooth +R6:UWB
14	EUT 1_R1:6GHz UNII 6-8+R2:5GHz UNII 1,2A+R3:2.4GHz+R4:5GHz UNII 1-4+ R5:Bluetooth+R6:UWB
15	EUT 1_R1:6GHz UNII 6-8+R2:5GHz UNII 1,2A+R3:2.4GHz+R4:6GHz UNII 5-8+ R5:Bluetooth+R6:UWB
16	EUT 1_R1:6GHz UNII 6-8+R2:5GHz UNII 2C-4+R3:2.4GHz+ R4:2.4GHz+ R5:Bluetooth +R6:UWB
17	EUT 1_R1:6GHz UNII 6-8+R2:5GHz UNII 2C-4+R3:2.4GHz+R4:5GHz UNII 1-4+ R5:Bluetooth+R6:UWB
18	EUT 1_R1:6GHz UNII 6-8+R2:5GHz UNII 2C-4+R3:2.4GHz+R4:6GHz UNII 5-8+ R5:Bluetooth+R6:UWB

19	EUT 1_R1:6GHz UNII 6-8+R2:5GHz UNII 1,2A+R3:2.4GHz+ R4:2.4GHz+R5:Zigbee +R6:UWB
20	EUT 1_R1:6GHz UNII 6-8+R2:5GHz UNII 1,2A+R3:2.4GHz+R4:5GHz UNII 1-4+ R5:Zigbee+R6:UWB
21	EUT 1_R1:6GHz UNII 6-8+R2:5GHz UNII 1,2A+R3:2.4GHz+R4:6GHz UNII 5-8+ R5:Zigbee+R6:UWB
22	EUT 1_R1:6GHz UNII 6-8+R2:5GHz UNII 2C-4+R3:2.4GHz+ R4:2.4GHz+R5:Zigbee +R6:UWB
23	EUT 1_R1:6GHz UNII 6-8+R2:5GHz UNII 2C-4+R3:2.4GHz+R4:5GHz UNII 1-4+ R5:Zigbee+R6:UWB
24	EUT 1_R1:6GHz UNII 6-8+R2:5GHz UNII 2C-4+R3:2.4GHz+R4:6GHz UNII 5-8+ R5:Zigbee+R6:UWB
25	EUT 1_R1:6GHz UNII 5+R2:5GHz UNII 2C-4+R3:5GHz UNII 1,2A+ R4:2.4GHz+ R5:Bluetooth+R6:UWB
26	EUT 1_R1:6GHz UNII 5+R2:5GHz UNII 2C-4+R3:5GHz UNII 1,2A+R4:5GHz UNII 1-4+ R5:Bluetooth+R6:UWB
27	EUT 1_R1:6GHz UNII 5+R2:5GHz UNII 2C-4+R3:5GHz UNII 1,2A+R4:6GHz UNII 5-8+ R5:Bluetooth+R6:UWB
28	EUT 1_R1:6GHz UNII 5+R2:5GHz UNII 2C-4+R3:5GHz UNII 1,2A+ R4:2.4GHz+ R5:Zigbee+R6:UWB
29	EUT 1_R1:6GHz UNII 5+R2:5GHz UNII 2C-4+R3:5GHz UNII 1,2A+R4:5GHz UNII 1-4+ R5:Zigbee+R6:UWB
30	EUT 1_R1:6GHz UNII 5+R2:5GHz UNII 2C-4+R3:5GHz UNII 1,2A+R4:6GHz UNII 5-8+ R5:Zigbee+R6:UWB
31	EUT 1_R1:6GHz UNII 6-8+R2:5GHz UNII 2C-4+R3:5GHz UNII 1,2A+ R4:2.4GHz+ R5:Bluetooth+R6:UWB
32	EUT 1_R1:6GHz UNII 6-8+R2:5GHz UNII 2C-4+R3:5GHz UNII 1,2A+R4:5GHz UNII 1-4+ R5:Bluetooth+R6:UWB
33	EUT 1_R1:6GHz UNII 6-8+R2:5GHz UNII 2C-4+R3:5GHz UNII 1,2A+R4:6GHz UNII 5-8+ R5:Bluetooth+R6:UWB
34	EUT 1_R1:6GHz UNII 6-8+R2:5GHz UNII 2C-4+R3:5GHz UNII 1,2A+ R4:2.4GHz+ R5:Zigbee+R6:UWB
35	EUT 1_R1:6GHz UNII 6-8+R2:5GHz UNII 2C-4+R3:5GHz UNII 1,2A+R4:5GHz UNII 1-4+ R5:Zigbee+R6:UWB
36	EUT 1_R1:6GHz UNII 6-8+R2:5GHz UNII 2C-4+R3:5GHz UNII 1,2A+R4:6GHz UNII 5-8+ R5:Zigbee+R6:UWB
37	EUT 1_R1:6GHz UNII 5+R2:5GHz UNII 1,2A+R3:6GHz UNII 7,8+ R4:2.4GHz+ R5:Bluetooth+R6:UWB
38	EUT 1_R1:6GHz UNII 5+R2:5GHz UNII 1,2A+R3:6GHz UNII 7,8+R4:5GHz UNII 1-4+ R5:Bluetooth+R6:UWB
39	EUT 1_R1:6GHz UNII 5+R2:5GHz UNII 1,2A+R3:6GHz UNII 7,8+R4:6GHz UNII 5-8+ R5:Bluetooth+R6:UWB

40	EUT 1_R1:6GHz UNII 5+R2:5GHz UNII 1,2A+R3:6GHz UNII 7,8+ R4:2.4GHz+ R5:Zigbee+R6:UWB
41	EUT 1_R1:6GHz UNII 5+R2:5GHz UNII 1,2A+R3:6GHz UNII 7,8+R4:5GHz UNII 1-4+ R5:Zigbee+R6:UWB
42	EUT 1_R1:6GHz UNII 5+R2:5GHz UNII 1,2A+R3:6GHz UNII 7,8+R4:6GHz UNII 5-8+ R5:Zigbee+R6:UWB
43	EUT 1_R1:6GHz UNII 5+R2:5GHz UNII 2C-4+R3:6GHz UNII 7,8+ R4:2.4GHz+ R5:Bluetooth+R6:UWB
44	EUT 1_R1:6GHz UNII 5+R2:5GHz UNII 2C-4+R3:6GHz UNII 7,8+R4:5GHz UNII 1-4+ R5:Bluetooth+R6:UWB
45	EUT 1_R1:6GHz UNII 5+R2:5GHz UNII 2C-4+R3:6GHz UNII 7,8+R4:6GHz UNII 5-8+ R5:Bluetooth+R6:UWB
46	EUT 1_R1:6GHz UNII 5+R2:5GHz UNII 2C-4+R3:6GHz UNII 7,8+ R4:2.4GHz+ R5:Zigbee+R6:UWB
47	EUT 1_R1:6GHz UNII 5+R2:5GHz UNII 2C-4+R3:6GHz UNII 7,8+R4:5GHz UNII 1-4+ R5:Zigbee+R6:UWB
48	EUT 1_R1:6GHz UNII 5+R2:5GHz UNII 2C-4+R3:6GHz UNII 7,8+R4:6GHz UNII 5-8+ R5:Zigbee+R6:UWB
49	EUT 2_R1:6GHz UNII 5+R2:5GHz UNII 1,2A+R3:2.4GHz+ R4:2.4GHz+R5:Bluetooth +R6:UWB
50	EUT 2_R1:6GHz UNII 5+R2:5GHz UNII 1,2A+R3:2.4GHz+R4:5GHz UNII 1-4+ R5:Bluetooth+R6:UWB
51	EUT 2_R1:6GHz UNII 5+R2:5GHz UNII 1,2A+R3:2.4GHz+R4:6GHz UNII 5-8+ R5:Bluetooth+R6:UWB
52	EUT 2_R1:6GHz UNII 5+R2:5GHz UNII 2C-4+R3:2.4GHz+R4:2.4GHz+R5:Bluetooth +R6:UWB
53	EUT 2_R1:6GHz UNII 5+R2:5GHz UNII 2C-4+R3:2.4GHz+R4:5GHz UNII 1-4+ R5:Bluetooth+R6:UWB
54	EUT 2_R1:6GHz UNII 5+R2:5GHz UNII 2C-4+R3:2.4GHz+R4:6GHz UNII 5-8+ R5:Bluetooth+R6:UWB
55	EUT 2_R1:6GHz UNII 5+R2:5GHz UNII 1,2A+R3:2.4GHz+R4:2.4GHz+R5:Zigbee +R6:UWB
56	EUT 2_R1:6GHz UNII 5+R2:5GHz UNII 1,2A+R3:2.4GHz+R4:5GHz UNII 1-4+ R5:Zigbee+R6:UWB
57	EUT 2_R1:6GHz UNII 5+R2:5GHz UNII 1,2A+R3:2.4GHz+R4:6GHz UNII 5-8+ R5:Zigbee+R6:UWB
58	EUT 2_R1:6GHz UNII 5+R2:5GHz UNII 2C-4+R3:2.4GHz+R4:2.4GHz+R5:Zigbee+ R6:UWB
59	EUT 2_R1:6GHz UNII 5+R2:5GHz UNII 2C-4+R3:2.4GHz+R4:5GHz UNII 1-4+ R5:Zigbee+R6:UWB
60	EUT 2_R1:6GHz UNII 5+R2:5GHz UNII 2C-4+R3:2.4GHz+R4:6GHz UNII 5-8+ R5:Zigbee+R6:UWB

61	EUT 2_R1:6GHz UNII 6-8+R2:5GHz UNII 1,2A+R3:2.4GHz+ R4:2.4GHz+ R5:Bluetooth +R6:UWB
62	EUT 2_R1:6GHz UNII 6-8+R2:5GHz UNII 1,2A+R3:2.4GHz+R4:5GHz UNII 1-4+ R5:Bluetooth+R6:UWB
63	EUT 2_R1:6GHz UNII 6-8+R2:5GHz UNII 1,2A+R3:2.4GHz+R4:6GHz UNII 5-8+ R5:Bluetooth+R6:UWB
64	EUT 2_R1:6GHz UNII 6-8+R2:5GHz UNII 2C-4+R3:2.4GHz+ R4:2.4GHz+ R5:Bluetooth +R6:UWB
65	EUT 2_R1:6GHz UNII 6-8+R2:5GHz UNII 2C-4+R3:2.4GHz+R4:5GHz UNII 1-4+ R5:Bluetooth+R6:UWB
66	EUT 2_R1:6GHz UNII 6-8+R2:5GHz UNII 2C-4+R3:2.4GHz+R4:6GHz UNII 5-8+ R5:Bluetooth+R6:UWB
67	EUT 2_R1:6GHz UNII 6-8+R2:5GHz UNII 1,2A+R3:2.4GHz+ R4:2.4GHz+R5:Zigbee +R6:UWB
68	EUT 2_R1:6GHz UNII 6-8+R2:5GHz UNII 1,2A+R3:2.4GHz+R4:5GHz UNII 1-4+ R5:Zigbee+R6:UWB
69	EUT 2_R1:6GHz UNII 6-8+R2:5GHz UNII 1,2A+R3:2.4GHz+R4:6GHz UNII 5-8+ R5:Zigbee+R6:UWB
70	EUT 2_R1:6GHz UNII 6-8+R2:5GHz UNII 2C-4+R3:2.4GHz+ R4:2.4GHz+R5:Zigbee +R6:UWB
71	EUT 2_R1:6GHz UNII 6-8+R2:5GHz UNII 2C-4+R3:2.4GHz+R4:5GHz UNII 1-4+ R5:Zigbee+R6:UWB
72	EUT 2_R1:6GHz UNII 6-8+R2:5GHz UNII 2C-4+R3:2.4GHz+R4:6GHz UNII 5-8+ R5:Zigbee+R6:UWB
73	EUT 2_R1:6GHz UNII 5+R2:5GHz UNII 2C-4+R3:5GHz UNII 1,2A+ R4:2.4GHz+ R5:Bluetooth+R6:UWB
74	EUT 2_R1:6GHz UNII 5+R2:5GHz UNII 2C-4+R3:5GHz UNII 1,2A+R4:5GHz UNII 1-4+ R5:Bluetooth+R6:UWB
75	EUT 2_R1:6GHz UNII 5+R2:5GHz UNII 2C-4+R3:5GHz UNII 1,2A+R4:6GHz UNII 5-8+ R5:Bluetooth+R6:UWB
76	EUT 2_R1:6GHz UNII 5+R2:5GHz UNII 2C-4+R3:5GHz UNII 1,2A+ R4:2.4GHz+ R5:Zigbee+R6:UWB
77	EUT 2_R1:6GHz UNII 5+R2:5GHz UNII 2C-4+R3:5GHz UNII 1,2A+R4:5GHz UNII 1-4+ R5:Zigbee+R6:UWB
78	EUT 2_R1:6GHz UNII 5+R2:5GHz UNII 2C-4+R3:5GHz UNII 1,2A+R4:6GHz UNII 5-8+ R5:Zigbee+R6:UWB
79	EUT 2_R1:6GHz UNII 6-8+R2:5GHz UNII 2C-4+R3:5GHz UNII 1,2A+ R4:2.4GHz+ R5:Bluetooth+R6:UWB
80	EUT 2_R1:6GHz UNII 6-8+R2:5GHz UNII 2C-4+R3:5GHz UNII 1,2A+R4:5GHz UNII 1-4+ R5:Bluetooth+R6:UWB
81	EUT 2_R1:6GHz UNII 6-8+R2:5GHz UNII 2C-4+R3:5GHz UNII 1,2A+R4:6GHz UNII 5-8+ R5:Bluetooth+R6:UWB

82	EUT 2_R1:6GHz UNII 6-8+R2:5GHz UNII 2C-4+R3:5GHz UNII 1,2A+ R4:2.4GHz+ R5:Zigbee+R6:UWB
83	EUT 2_R1:6GHz UNII 6-8+R2:5GHz UNII 2C-4+R3:5GHz UNII 1,2A+R4:5GHz UNII 1-4+ R5:Zigbee+R6:UWB
84	EUT 2_R1:6GHz UNII 6-8+R2:5GHz UNII 2C-4+R3:5GHz UNII 1,2A+R4:6GHz UNII 5-8+ R5:Zigbee+R6:UWB
85	EUT 2_R1:6GHz UNII 5+R2:5GHz UNII 1,2A+R3:6GHz UNII 7,8+ R4:2.4GHz+ R5:Bluetooth+R6:UWB
86	EUT 2_R1:6GHz UNII 5+R2:5GHz UNII 1,2A+R3:6GHz UNII 7,8+R4:5GHz UNII 1-4+ R5:Bluetooth+R6:UWB
87	EUT 2_R1:6GHz UNII 5+R2:5GHz UNII 1,2A+R3:6GHz UNII 7,8+R4:6GHz UNII 5-8+ R5:Bluetooth+R6:UWB
88	EUT 2_R1:6GHz UNII 5+R2:5GHz UNII 1,2A+R3:6GHz UNII 7,8+ R4:2.4GHz+ R5:Zigbee+R6:UWB
89	EUT 2_R1:6GHz UNII 5+R2:5GHz UNII 1,2A+R3:6GHz UNII 7,8+R4:5GHz UNII 1-4+ R5:Zigbee+R6:UWB
90	EUT 2_R1:6GHz UNII 5+R2:5GHz UNII 1,2A+R3:6GHz UNII 7,8+R4:6GHz UNII 5-8+ R5:Zigbee+R6:UWB
91	EUT 2_R1:6GHz UNII 5+R2:5GHz UNII 2C-4+R3:6GHz UNII 7,8+ R4:2.4GHz+ R5:Bluetooth+R6:UWB
92	EUT 2_R1:6GHz UNII 5+R2:5GHz UNII 2C-4+R3:6GHz UNII 7,8+R4:5GHz UNII 1-4+ R5:Bluetooth+R6:UWB
93	EUT 2_R1:6GHz UNII 5+R2:5GHz UNII 2C-4+R3:6GHz UNII 7,8+R4:6GHz UNII 5-8+ R5:Bluetooth+R6:UWB
94	EUT 2_R1:6GHz UNII 5+R2:5GHz UNII 2C-4+R3:6GHz UNII 7,8+ R4:2.4GHz+ R5:Zigbee+R6:UWB
95	EUT 2_R1:6GHz UNII 5+R2:5GHz UNII 2C-4+R3:6GHz UNII 7,8+R4:5GHz UNII 1-4+ R5:Zigbee+R6:UWB
96	EUT 2_R1:6GHz UNII 5+R2:5GHz UNII 2C-4+R3:6GHz UNII 7,8+R4:6GHz UNII 5-8+ R5:Zigbee+R6:UWB
97	EUT 3_R2:5GHz UNII 1,2A+R3:2.4GHz+R4:2.4GHz+R5:Bluetooth+R6:UWB
98	EUT 3_R2:5GHz UNII 1,2A+R3:2.4GHz+R4:5GHz UNII 1-3+R5:Bluetooth+R6:UWB
99	EUT 3_R2:5GHz UNII 2C-3+R3:2.4GHz+R4:2.4GHz+R5:Bluetooth+R6:UWB
100	EUT 3_R2:5GHz UNII 2C-3+R3:2.4GHz+R4:5GHz UNII 1-3+R5:Bluetooth+R6:UWB
101	EUT 3_R2:5GHz UNII 1,2A+R3:2.4GHz+R4:2.4GHz+R5:Zigbee+R6:UWB
102	EUT 3_R2:5GHz UNII 1,2A+R3:2.4GHz+R4:5GHz UNII 1-3+R5:Zigbee+R6:UWB
103	EUT 3_R2:5GHz UNII 2C-3+R3:2.4GHz+R4:2.4GHz+R5:Zigbee+R6:UWB
104	EUT 3_R2:5GHz UNII 2C-3+R3:2.4GHz+R4:5GHz UNII 1-3+R5:Zigbee+R6:UWB

105	EUT 3_R2:5GHz UNII 2C-3+R3:5GHz UNII 1,2A+R4:2.4GHz+R5:Bluetooth+R6:UWB
106	EUT 3_R2:5GHz UNII 2C-3+R3:5GHz UNII 1,2A+R4:5GHz UNII 1-3+R5:Bluetooth+R6:UWB
107	EUT 3_R2:5GHz UNII 2C-3+R3:5GHz UNII 1,2A+R4:2.4GHz+R5:Zigbee+R6:UWB
108	EUT 3_R2:5GHz UNII 2C-3+R3:5GHz UNII 1,2A+R4:5GHz UNII 1-3+R5:Zigbee+R6:UWB
Refer to Sporton Test Report No.: FA4O0708 for Co-location RF Exposure Evaluation.	

Note1: R means Radio.
Note2: The PoE is for measurement only, would not be marketed.
The information of PoE as below:

Power	Brand Name	Model Name
PoE	PHIHONG	POE60U-BTA

2.3 EUT Operation during Test

For CTX Mode:
The EUT was programmed to be in continuously transmitting mode.

For Normal Link Mode:
During the test, the EUT operation to normal function.

2.4 Accessories

Accessories
Bracket*1
Antenna Bracket of Ant. 1 (Used for EUT 3) Note

Note: Optional, not sold with EUT.

2.5 Support Equipment

For AC Conduction:

Support Equipment				
No.	**Equipment**	**Brand Name**	**Model Name**	**FCC ID**
A	PoE	PHIHONG	POE60U-BTA	N/A
B	Flash disk3.0	Transcend	JetFlash-703	N/A
C	ETH0 PC	ASUS	S300TA	TX2-RTL8821CE
D	ETH1 PC	ASUS	S300TA	TX2-RTL8821CE
E	6GH NB	DELL	E6230	N/A
F	5GH NB	DELL	E6430	N/A
G	2.4G NB	DELL	E6430	N/A
H	6G module	INTEL	BE200	PD9BE200NG
I	GPS Simulator	WELNAVIGATE	GS-100	N/A
J	Device	Juniper	AP47	N/A
K	Device PC	ASUS	S300TA	TX2-RTL8821CE

For Radiated (below 1GHz):

Support Equipment				
No.	**Equipment**	**Brand Name**	**Model Name**	**FCC ID**
A	PoE	PHIHONG	POE60U-BTA	N/A
B	10G PC	DELL	T3400	N/A
C	2.4G NB	DELL	E4300	N/A
D	5G NB	DELL	E4300	N/A
E	6G NB	DELL	E4300	N/A
F	GPS Simulator	WELNAVIGATE	GS-100	N/A
G	Device	Juniper	AP47	N/A
H	10G PC	DELL	T3400	N/A
I	Flash disk3.0	Silicon Power	B06	N/A

For Radiated (above 1GHz) and RF Conducted:

Support Equipment				
No.	**Equipment**	**Brand Name**	**Model Name**	**FCC ID**
A	NB	DELL	E4300	N/A
B	PoE	PHIHONG	POE60U-BTA	N/A

2.6 Test Setup Diagram

Test Setup Diagram – AC Line Conducted Emission Test

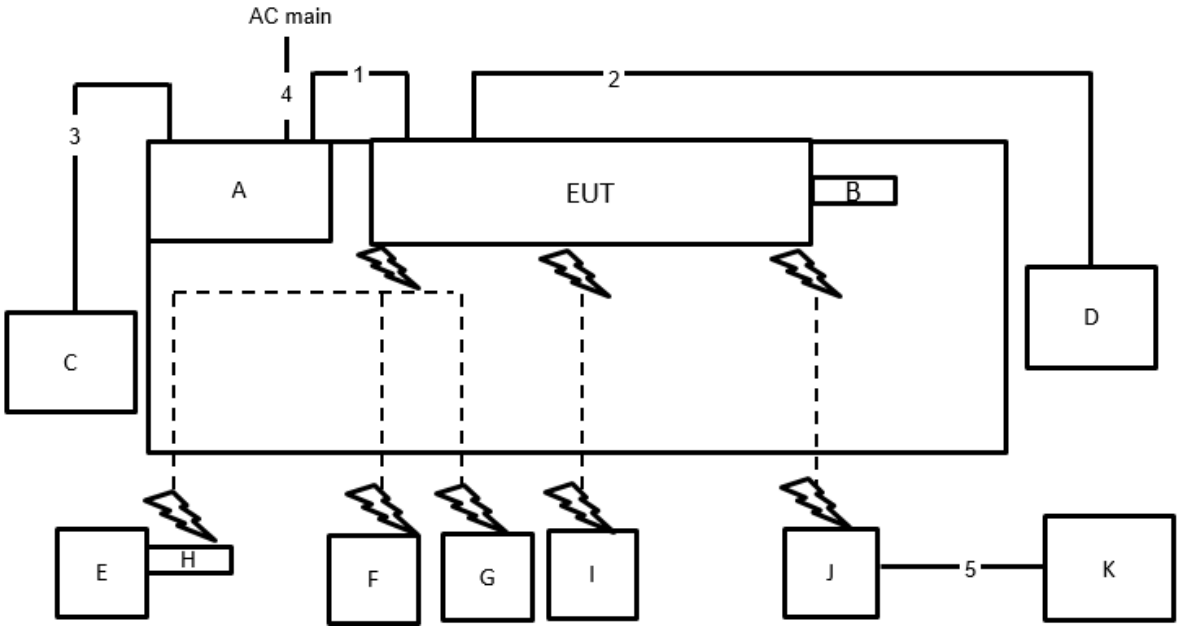

Item	Connection	Shielded	Length
1	RJ-45 cable	No	1m
2	RJ-45 cable	No	10m
3	RJ-45 cable	No	10m
4	Power cable	No	1.8m
5	RJ-45 cable	No	1m

Test Setup Diagram - Radiated Test < 1GHz

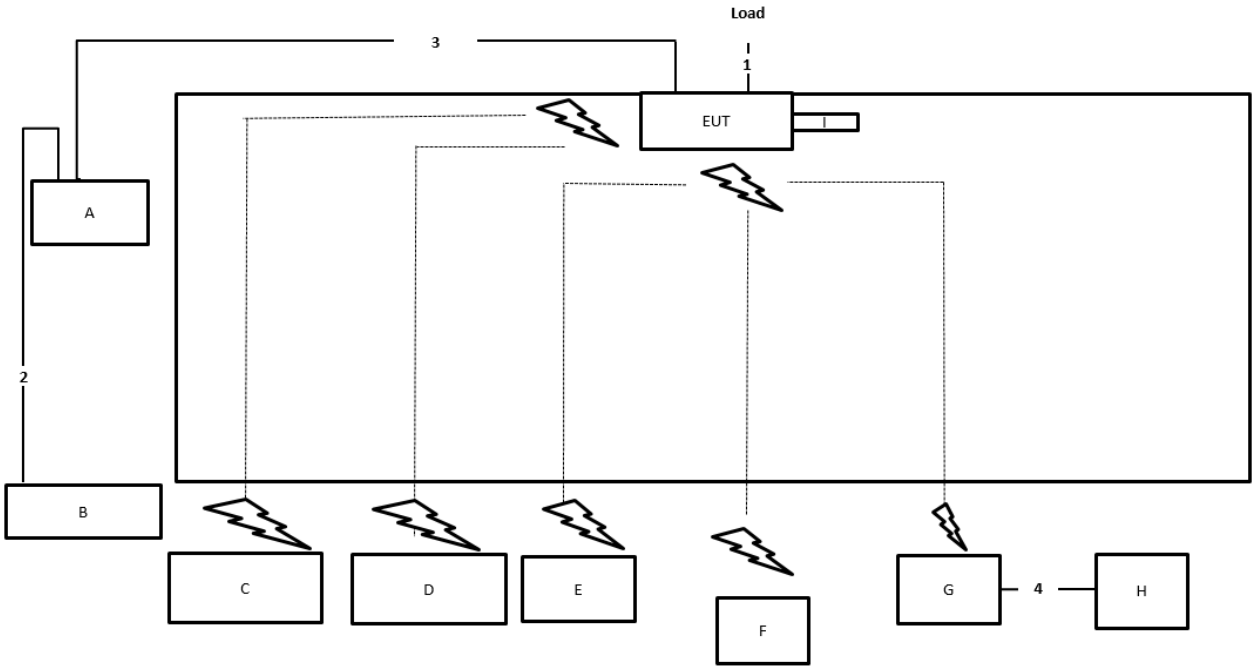

Item	Connection	Shielded	Length
1	RJ-45 cable(Load*1)	No	1.5m
2	RJ-45 cable	No	1.5m
3	RJ-45 cable	No	10m
4	RJ-45 cable	No	1.5m

Test Setup Diagram - Radiated Test > 1GHz

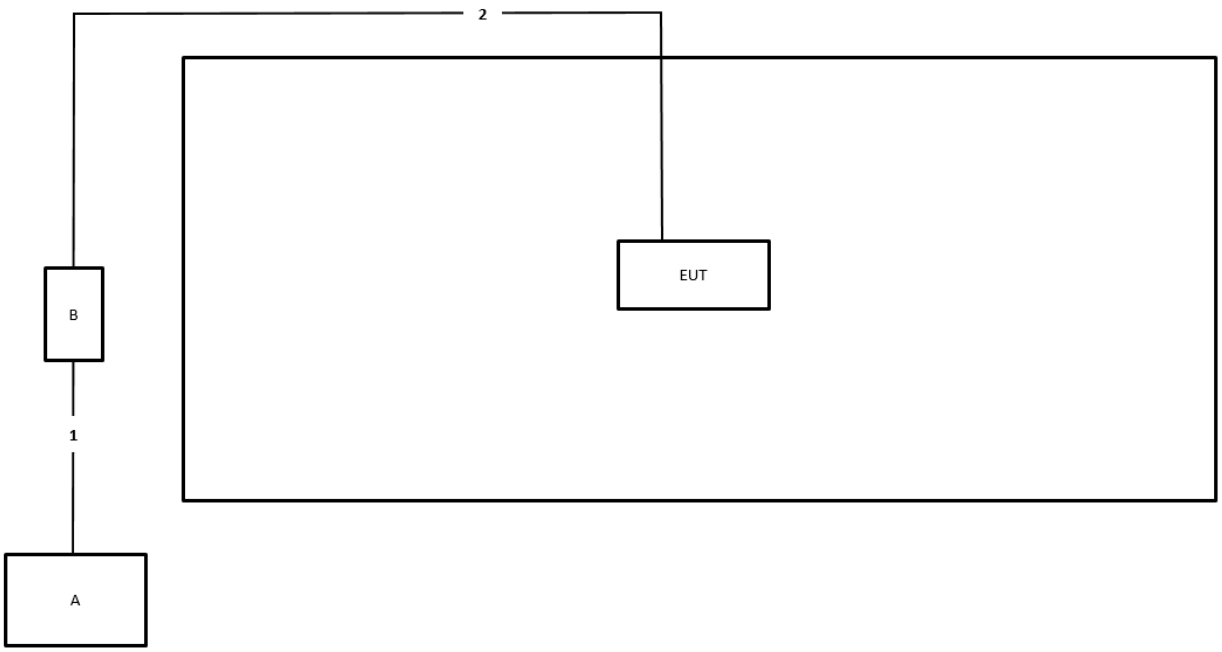

Item	Connection	Shielded	Length
1	Power cable	No	1.5m
2	RJ-45 cable	No	10m

3 Transmitter Test Result

3.1 AC Power-line Conducted Emissions

3.1.1 AC Power-line Conducted Emissions Limit

AC Power-line Conducted Emissions Limit		
Frequency Emission (MHz)	**Quasi-Peak**	**Average**
0.15-0.5	66 - 56 *	56 - 46 *
0.5-5	56	46
5-30	60	50
Note 1: * Decreases with the logarithm of the frequency.		

3.1.2 Measuring Instruments

Refer a test equipment and calibration data table in this test report.

3.1.3 Test Procedures

Test Method
☒ Refer as ANSI C63.10-2013, clause 6.2 for AC power-line conducted emissions.

3.1.4 Test Setup

AC Power-line Conducted Emissions

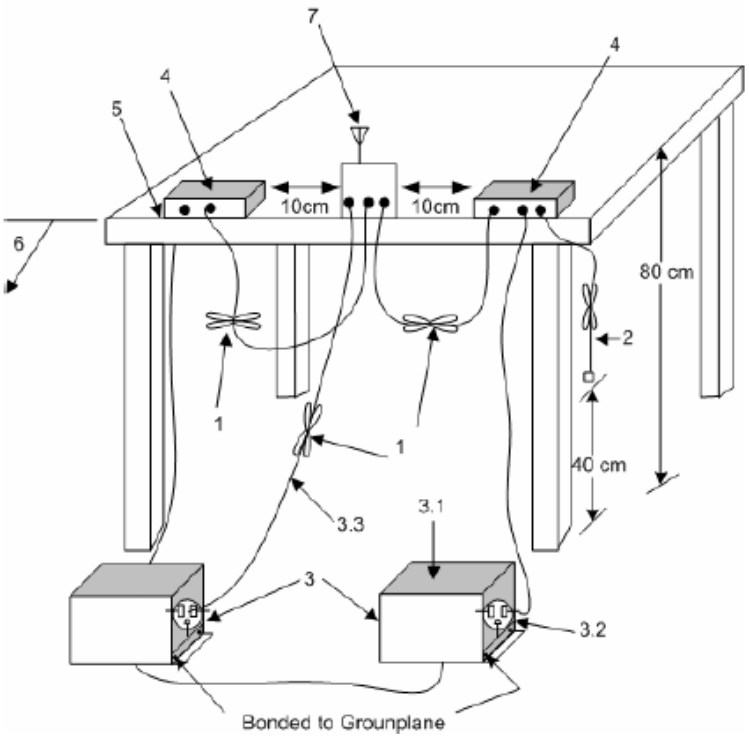

1—Interconnecting cables that hang closer than 40 cm to the ground plane shall be folded back and forth in the center forming a bundle 30 cm to 40 cm long.
2—The I/O cables that are not connected to an accessory shall be bundled in the center. The end of the cable may be terminated, if required, using the correct terminating impedance. The overall length shall not exceed 1 m.
3—EUT connected to one LISN. Unused LISN measuring port connectors shall be terminated in 50 Ω loads. LISN may be placed on top of, or immediately beneath, reference ground plane.
3.1—All other equipment powered from additional LISN(s).
3.2—A multiple-outlet strip may be used for multiple power cords of non-EUT equipment.
3.3—LISN at least 80 cm from nearest part of EUT chassis.
4—Non-EUT components of EUT system being tested.
5—Rear of EUT, including peripherals, shall all be aligned and flush with edge of tabletop.
6—Edge of tabletop shall be 40 cm removed from a vertical conducting plane that is bonded to the ground plane.
7—Antenna can be integral or detachable. If detachable, then the antenna shall be attached for this test.

3.1.5 Measurement Results Calculation

The measured Level is calculated using:

a. Corrected Reading: LISN Factor (LISN) + Attenuator (AT/AUX) + Cable Loss (CL) + Read Level (Raw) = Level

b. Margin = -Limit + Level

3.1.6 Test Result of AC Power-line Conducted Emissions

Refer as Appendix A

3.2 DTS Bandwidth

3.2.1 6dB Bandwidth Limit

6dB Bandwidth Limit
Systems using digital modulation techniques:
▪ 6 dB bandwidth ≥ 500 kHz.

3.2.2 Measuring Instruments

Refer a test equipment and calibration data table in this test report.

3.2.3 Test Procedures

Test Method	
▪ For the emission bandwidth shall be measured using one of the options below:	
	☒ Refer as FCC KDB 558074, clause 8.2 & C63.10 clause 11.8.1 Option 1 for 6 dB bandwidth measurement.
	☐ Refer as FCC KDB 558074, clause 8.2 & C63.10 clause 11.8.2 Option 2 for 6 dB bandwidth measurement.
	☐ Refer as ANSI C63.10, clause 6.9.1 for occupied bandwidth testing.

3.2.4 Test Setup

Emission Bandwidth
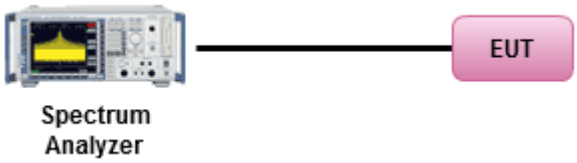

3.2.5 Test Result of Emission Bandwidth

Refer as Appendix B

3.3 Maximum Conducted Output Power

3.3.1 Maximum Conducted Output Power Limit

Maximum Conducted Output Power Limit			
	▪ If $G_{TX} \leq 6$ dBi, then $P_{Out} \leq 30$ dBm (1 W)		
	▪ Point-to-multipoint systems (P2M): If $G_{TX} > 6$ dBi, then $P_{Out} = 30 – (G_{TX} – 6)$ dBm		
	▪ Point-to-point systems (P2P): If $G_{TX} > 6$ dBi, then $P_{Out} = 30 – (G_{TX} – 6)/3$ dBm		
	▪ Smart antenna system (SAS):		
		- Single beam: If $G_{TX} > 6$ dBi, then $P_{Out} = 30 – (G_{TX} – 6)/3$ dBm	
		- Overlap beam: If $G_{TX} > 6$ dBi, then $P_{Out} = 30 – (G_{TX} – 6)/3$ dBm	
		- Aggregate power on all beams: If $G_{TX} > 6$ dBi, then $P_{Out} = 30 – (G_{TX} – 6)/3 + 8$dB dBm	
P_{Out} = maximum peak conducted output power or maximum conducted output power in dBm, **G_{TX}** = the maximum transmitting antenna directional gain in dBi.			

3.3.2 Measuring Instruments

Refer a test equipment and calibration data table in this test report.

3.3.3 Test Procedures

Test Method	
▪ Maximum Peak Conducted Output Power	
	☐ Refer as FCC KDB 558074, clause 8.3.1.1 & C63.10 clause 11.9.1.1 (RBW ≥ EBW method).
	☐ Refer as FCC KDB 558074, clause 8.3.1.3 & C63.10 clause 11.9.1.3 (peak power meter).
▪ Maximum Conducted Output Power	
	[duty cycle ≥ 98% or external video / power trigger]
	☐ Refer as FCC KDB 558074, clause 8.3.2.2 & C63.10 clause 11.9.2.2.2 Method AVGSA-1.
	☐ Refer as FCC KDB 558074, clause 8.3.2.2 & C63.10 clause 11.9.2.2.3 Method AVGSA-1A. (alternative)
	duty cycle < 98% and average over on/off periods with duty factor
	☐ Refer as FCC KDB 558074, clause 8.3.2.2 & C63.10 clause 11.9.2.2.4 Method AVGSA-2.
	☐ Refer as FCC KDB 558074, clause 8.3.2.2 & C63.10 clause 11.9.2.2.5 Method AVGSA-2A (alternative)
	☐ Refer as FCC KDB 558074, clause 8.3.2.2 & C63.10 clause 11.9.2.2.6 Method AVGSA-3
	☐ Refer as FCC KDB 558074, clause 8.3.2.2 & C63.10 clause 11.9.2.2.7 Method AVGSA-3A (alternative)
	Measurement using a power meter (PM)
	☐ Refer as FCC KDB 558074, clause 8.3.2.3 & C63.10 clause 11.9.2.3.1 Method AVGPM (using an RF average power meter).
	☒ Refer as FCC KDB 558074, clause 8.3.2.3 & C63.10 clause 11.9.2.3.2 Method AVGPM-G (using an gate RF average power meter).
▪ For conducted measurement.	
	▪ If the EUT supports multiple transmit chains using options given below: Refer as FCC KDB 662911, In-band power measurements. Using the measure-and-sum approach, measured all transmit ports individually. Sum the power (in linear power units e.g., mW) of all ports for each individual sample and save them.
	▪ If multiple transmit chains, EIRP calculation could be following as methods: $P_{total} = P_1 + P_2 + \ldots + P_n$ (calculated in linear unit [mW] and transfer to log unit [dBm]) $EIRP_{total} = P_{total} + DG$

3.3.4 Test Setup

Maximum Conducted Output Power (Power Meter)

3.3.5 Test Result of Maximum Conducted Output Power

Refer as Appendix C

3.4 Power Spectral Density

3.4.1 Power Spectral Density Limit

Power Spectral Density Limit
▪ Power Spectral Density (PSD) ≤ 8 dBm/3kHz

3.4.2 Measuring Instruments

Refer a test equipment and calibration data table in this test report.

3.4.3 Test Procedures

Test Method		
▪ Peak power spectral density procedures that the same method as used to determine the conducted output power. If maximum peak conducted output power was measured to demonstrate compliance to the output power limit, then the peak PSD procedure below (Method PKPSD) shall be used. If maximum conducted output power was measured to demonstrate compliance to the output power limit, then one of the average PSD procedures shall be used, as applicable based on the following criteria (the peak PSD procedure is also an acceptable option).		
	☒ Refer as FCC KDB 558074, clause 8.4 & C63.10 clause 11.10 Method Max. PSD.	
▪ For conducted measurement.		
	▪ If The EUT supports multiple transmit chains using options given below:	
		☒ Option 1: Measure and sum the spectra across the outputs. Refer as FCC KDB 662911, In-band power spectral density (PSD). Sample all transmit ports simultaneously using a spectrum analyzer for each transmit port. Where the trace bin-by-bin of each transmit port summing can be performed. (i.e., in the first spectral bin of output 1 is summed with that in the first spectral bin of output 2 and that from the first spectral bin of output 3, and so on up to the NTX output to obtain the value for the first frequency bin of the summed spectrum.). Add up the amplitude (power) values for the different transmit chains and use this as the new data trace.
		☐ Option 2: Measure and sum spectral maxima across the outputs. With this technique, spectra are measured at each output of the device at the required resolution bandwidth. The maximum value (peak) of each spectrum is determined. These maximum values are then summed mathematically in linear power units across the outputs. These operations shall be performed separately over frequency spans that have different out-of-band or spurious emission limits,
		☐ Option 3: Measure and add 10 log(N) dB, where N is the number of transmit chains. Refer as FCC KDB 662911, In-band power spectral density (PSD). Performed at each transmit chains and each transmit chains shall be compared with the limit have been reduced with 10 log(N). Or each transmit chains shall be add 10 log(N) to compared with the limit.

3.4.4 Test Setup

Power Spectral Density

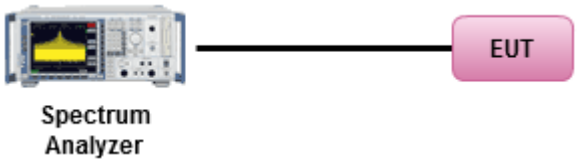

3.4.5 Test Result of Power Spectral Density

Refer as Appendix D

3.5 Emissions in Non-restricted Frequency Bands

3.5.1 Emissions in Non-restricted Frequency Bands Limit

Un-restricted Band Emissions Limit	
RF output power procedure	**Limit (dBc)**
Peak output power procedure	20
Average output power procedure	30
Note 1: If the peak output power procedure is used to measure the fundamental emission power to demonstrate compliance to requirements, then the peak conducted output power measured within any 100 kHz outside the authorized frequency band shall be attenuated by at least 20 dB relative to the maximum measured in-band peak PSD level. Note 2: If the average output power procedure is used to measure the fundamental emission power to demonstrate compliance to requirements, then the power in any 100 kHz outside of the authorized frequency band shall be attenuated by at least 30 dB relative to the maximum measured in-band average PSD level.	

3.5.2 Measuring Instruments

Refer a test equipment and calibration data table in this test report.

3.5.3 Test Procedures

Test Method
▪ Refer as FCC KDB 558074, clause 8.5 for unwanted emissions into non-restricted bands.

3.5.4 Test Setup

Emissions in Non-restricted Frequency Bands



3.5.5 Test Result of Emissions in Non-restricted Frequency Bands

Refer as Appendix E

3.6 Emissions in Restricted Frequency Bands

3.6.1 Emissions in Restricted Frequency Bands Limit

Restricted Band Emissions Limit			
Frequency Range (MHz)	**Field Strength (uV/m)**	**Field Strength (dBuV/m)**	**Measure Distance (m)**
0.009~0.490	2400/F(kHz)	48.5 - 13.8	300
0.490~1.705	24000/F(kHz)	33.8 - 23	30
1.705~30.0	30	29	30
30~88	100	40	3
88~216	150	43.5	3
216~960	200	46	3
Above 960	500	54	3

Note 1: Test distance for frequencies at or above 30 MHz, measurements may be performed at a distance other than the limit distance provided they are not performed in the near field and the emissions to be measured can be detected by the measurement equipment. When performing measurements at a distance other than that specified, the results shall be extrapolated to the specified distance using an extrapolation factor of 20 dB/decade (inverse of linear distance for field-strength measurements, inverse of linear distance-squared for power-density measurements).

Note 2: Test distance for frequencies at below 30 MHz, measurements may be performed at a distance closer than the EUT limit distance; however, an attempt should be made to avoid making measurements in the near field. When performing measurements below 30 MHz at a closer distance than the limit distance, the results shall be extrapolated to the specified distance by either making measurements at a minimum of two or more distances on at least one radial to determine the proper extrapolation factor or by using the square of an inverse linear distance extrapolation factor (40 dB/decade). The test report shall specify the extrapolation method used to determine compliance of the EUT.

Note 3: Using the distance of 1m during the test for above 18 GHz, and the test value to correct for the distance factor at 3m.

3.6.2 Measuring Instruments

Refer a test equipment and calibration data table in this test report.

3.6.3 Test Procedures

Test Method		
▪ The average emission levels shall be measured in [duty cycle ≥ 98 or duty factor].		
▪ Refer as ANSI C63.10, clause 6.10.3 band-edge testing shall be performed at the lowest frequency channel and highest frequency channel within the allowed operating band.		
▪ For the transmitter unwanted emissions shall be measured using following options below:		
	▪ Refer as FCC KDB 558074, clause 8.6 for unwanted emissions into restricted bands.	
		☐ Refer as FCC KDB 558074, clause 8.6 & C63.10 clause 11.12.2.5.1(trace averaging for duty cycle ≥98%).
		☐ Refer as FCC KDB 558074, clause 8.6 & C63.10 clause 11.12.2.5.2(trace averaging + duty factor).
		☒ Refer as FCC KDB 558074, clause 8.6 & C63.10 clause 11.12.2.5.3(Reduced VBW≥1/T).
		☐ Refer as ANSI C63.10, clause 11.12.2.5.3 (Reduced VBW). VBW ≥ 1/T, where T is pulse time.
		☐ Refer as ANSI C63.10, clause 7.5 average value of pulsed emissions.
		☒ Refer as FCC KDB 558074, clause 8.6 & C63.10 clause 11.12.2.4 measurement procedure peak limit.
▪ For the transmitter band-edge emissions shall be measured using following options below:		
	▪ Refer as FCC KDB 558074 clause 8.7 & C63.10 clause 11.13.1, When the performing peak or average radiated measurements, emissions within 2 MHz of the authorized band edge may be measured using the marker-delta method described below.	
	▪ Refer as FCC KDB 558074, clause 8.7 (ANSI C63.10, clause 6.10.6) for marker-delta method for band-edge measurements.	
	▪ Refer as FCC KDB 558074, clause 8.7 for narrower resolution bandwidth (100kHz) using the band power and summing the spectral levels (i.e., 1 MHz).	
	▪ For conducted unwanted emissions into restricted bands (absolute emission limits). Devices with multiple transmit chains using options given below: (1) Measure and sum the spectra across the outputs or (2) Measure and add 10 log(N) dB	
	▪ For FCC KDB 662911 The methodology described here may overestimate array gain, thereby resulting in apparent failures to satisfy the out-of-band limits even if the device is actually compliant. In such cases, compliance may be demonstrated by performing radiated tests around the frequencies at which the apparent failures occurred.	

Test Method	
▪ For conducted and cabinet radiation measurement, refer as FCC KDB 558074, clause 8.6 & C63.10 clause 11.12.2.2.	
	▪ For conducted unwanted emissions into non-restricted bands (relative emission limits). Devices with multiple transmit chains: Refer as FCC KDB 662911, when testing out-of-band and spurious emissions against relative emission limits, tests may be performed on each output individually without summing or adding 10 log(N) if the measurements are made relative to the in-band emissions on the individual outputs.
	▪ For conducted unwanted emissions into restricted bands (absolute emission limits). Devices with multiple transmit chains using options given below: (1) Measure and sum the spectra across the outputs or (2) Measure and add 10 log(N) dB
	▪ For FCC KDB 662911 The methodology described here may overestimate array gain, thereby resulting in apparent failures to satisfy the out-of-band limits even if the device is actually compliant. In such cases, compliance may be demonstrated by performing radiated tests around the frequencies at which the apparent failures occurred.

3.6.4 Test Setup

Radiated - Emissions in Restricted Frequency Bands

9kHz ~30MHz

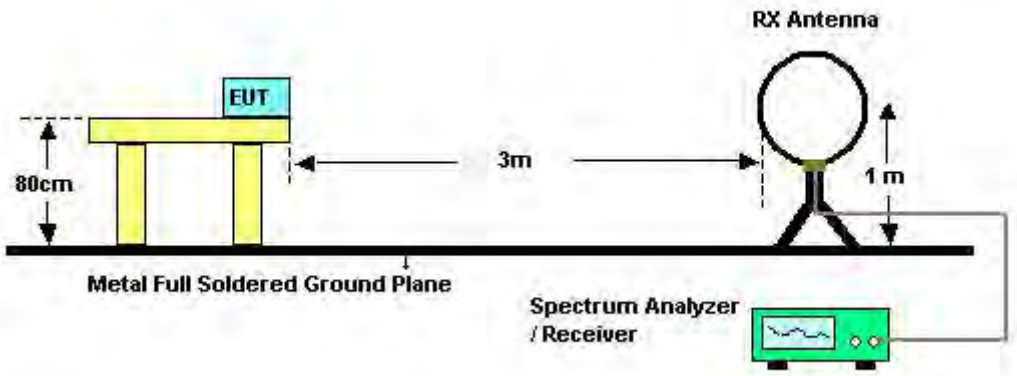

30MHz~1GHz

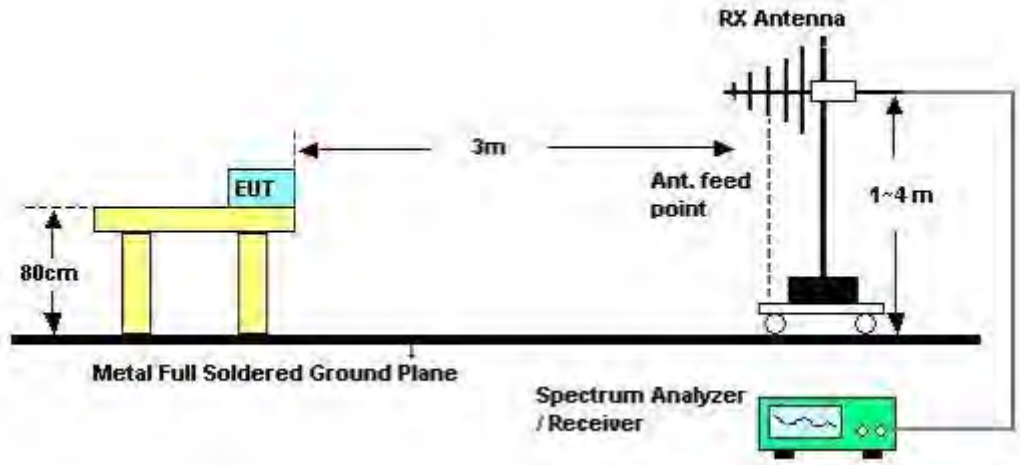

Above 1GHz

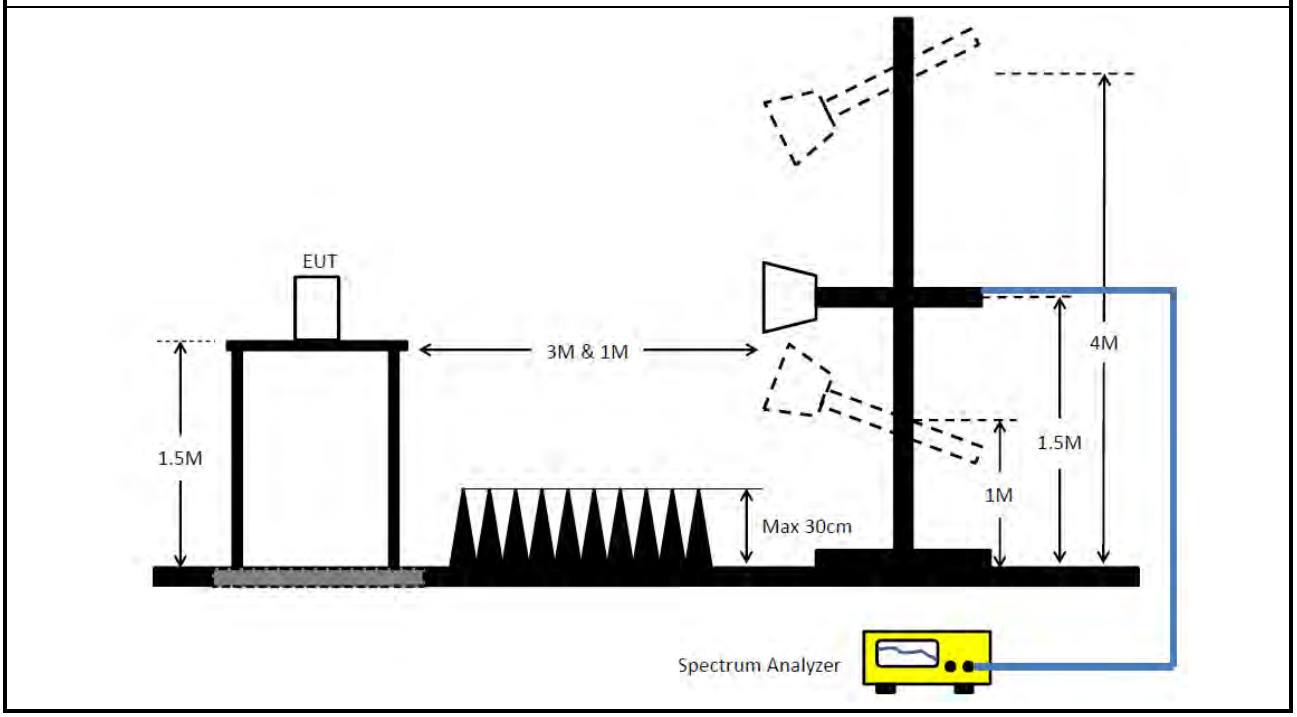

For EUT 1_Radio 3, 4 and EUT 2_Radio 3, 4:

Conducted - Emissions in Restricted Frequency Bands

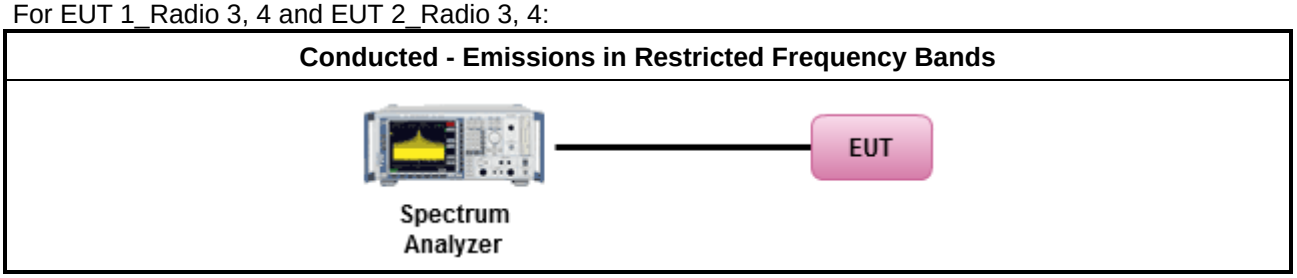

3.6.5 Measurement Results Calculation

The measured Level is calculated using:
Corrected Reading: Antenna factor (AF) + Cable loss (CL) + Read level (Raw) - Preamp factor (PA)(if applicable) = Level.

3.6.6 Emissions in Restricted Frequency Bands (Below 30MHz)

There is a comparison data of both open-field test site and alternative test site - semi-Anechoic chamber according to KDB414788 Radiated Test Site, and the result came out very similar.
All amplitude of spurious emissions that are attenuated by more than 20 dB below the permissible value has no need to be reported.
The radiated emissions were investigated from 9 kHz or the lowest frequency generated within the device, up to the 10th harmonic or 40 GHz, whichever is appropriate.

3.6.7 Test Result of Emissions in Restricted Frequency Bands

Refer as Appendix F

4 Test Equipment and Calibration Data

Instrument	Brand	Model No.	Serial No.	Characteristics	Calibration Date	Calibration Due Date	Remark
LISN	Schwarzbeck	NSLK 8127	8127650	9kHz ~ 30MHz	Apr. 15, 2024	Apr. 14, 2025	Conduction (CO02-CB)
LISN	Schwarzbeck	NSLK 8127	8127647	9kHz ~ 30MHz	Apr. 24, 2024	Apr. 23, 2025	Conduction (CO02-CB)
EMI Receiver	Agilent	N9038A	MY52260140	9kHz ~ 8.4GHz	May 15, 2024	May 14, 2025	Conduction (CO02-CB)
COND Cable	Woken	Cable	02	0.15MHz ~ 30MHz	Oct. 16, 2024	Oct. 15, 2025	Conduction (CO02-CB)
Pulse Limiter	Schwarzbeck	VTSD 9561F-N	00378	9kHz ~ 30MHz	Oct. 16, 2024	Oct. 15, 2025	Conduction (CO02-CB)
Test Software	SPORTON	SENSE-EMI	V5.11	150kHz-30MHz	N.C.R.	N.C.R.	Conduction (CO02-CB)
3m Semi Anechoic Chamber VSWR	TDK	SAC-3M	03CH04-CB	1GHz ~18GHz 3m	Feb. 22, 2024	Feb. 21, 2025	Radiation (03CH04-CB)
Horn Antenna	SCHWARZBECK	BBHA 9120 D	BBHA 9120 D 1370	1GHz~18GHz	Jul. 11, 2024	Jul. 10, 2025	Radiation (03CH04-CB)
Horn Antenna	Schwarzbeck	BBHA 9170	BBHA9170252	15GHz ~ 40GHz	Sep. 23, 2024	Sep. 22, 2025	Radiation (03CH04-CB)
Pre-Amplifier	SGH	SGH5265	20211115-1	1~ 26.5GHz	Jan. 17, 2024	Jan. 16, 2025	Radiation (03CH04-CB)
Spectrum Analyzer	R&S	FSP40	100142	9kHz~40GHz	Mar. 19, 2024	Mar. 18, 2025	Radiation (03CH04-CB)
RF Cable-high	Woken	RG402	High Cable-21	1GHz - 18GHz	Oct. 01, 2024	Sep. 30, 2025	Radiation (03CH04-CB)
RF Cable-high	Woken	RG402	High Cable-21+67	1GHz - 18GHz	Oct. 01, 2024	Sep. 30, 2025	Radiation (03CH04-CB)
High Cable	Woken	WCA0929M	40G#5+6	1GHz ~ 40 GHz	Oct. 01, 2024	Sep. 30, 2025	Radiation (03CH04-CB)
Test Software	SPORTON	SENSE-15247_DTS	V5.11.18	2.4GHz-2.4835GHz	N.C.R.	N.C.R.	Radiation (03CH04-CB)
Loop Antenna	Teseq	HLA 6121	65417	9kHz - 30 MHz	Oct. 16, 2024	Oct. 15, 2025	Radiation (03CH05-CB)
3m Semi Anechoic Chamber NSA	TDK	SAC-3M	03CH05-CB	30 MHz ~ 1 GHz	Aug. 01, 2024	Jul. 31, 2025	Radiation (03CH05-CB)
3m Semi Anechoic Chamber VSWR	TDK	SAC-3M	03CH05-CB	1GHz ~18GHz 3m	Sep. 28, 2024	Sep. 27, 2025	Radiation (03CH05-CB)
Bilog Antenna with 6dB Attenuator	TESEQ & EMCI	CBL 6112D & N-6-06	35236 & AT-N0610	30MHz ~ 2GHz	Mar. 23, 2024	Mar. 22, 2025	Radiation (03CH05-CB)

Instrument	Brand	Model No.	Serial No.	Characteristics	Calibration Date	Calibration Due Date	Remark
Horn Antenna	SCHWARZBECK	BBHA9120D	BBHA 9120 D-1291	1GHz~18GHz	Jun. 20, 2024	Jun. 19, 2025	Radiation (03CH05-CB)
Horn Antenna	Schwarzbeck	BBHA 9170	BBHA9170252	15GHz ~ 40GHz	Sep. 23, 2024	Sep. 22, 2025	Radiation (03CH05-CB)
Amplifier	EMCI	EMC330N	980331	20MHz ~ 3GHz	May 02, 2024	May 01, 2025	Radiation (03CH05-CB)
Pre-Amplifier	EMCI	EMC12630SE	980287	1GHz – 26.5GHz	Jun. 29, 2024	Jun. 28, 2025	Radiation (03CH05-CB)
Pre-Amplifier	SGH	SGH184	20221107-3	18GHz ~ 40GHz	Nov. 25, 2024	Nov. 24, 2025	Radiation (03CH05-CB)
Spectrum Analyzer	R&S	FSP40	100304	9kHz ~ 40GHz	Apr. 17, 2024	Apr. 16, 2025	Radiation (03CH05-CB)
EMI Test Receiver	R&S	ESR7	102172	9kHz ~ 7GHz	Oct. 21, 2024	Oct. 20, 2025	Radiation (03CH05-CB)
RF Cable-low	Woken	RG402	Low Cable-04+23	30MHz~1GHz	Oct. 01, 2024	Sep. 30, 2025	Radiation (03CH05-CB)
RF Cable-high	Woken	RG402	High Cable-28	1GHz~18GHz	Oct. 01, 2024	Sep. 30, 2025	Radiation (03CH05-CB)
RF Cable-high	Woken	RG402	High Cable-04+28	1GHz~18GHz	Oct. 01, 2024	Sep. 30, 2025	Radiation (03CH05-CB)
High Cable	Woken	WCA0929M	40G#5+6	1GHz ~ 40 GHz	Oct. 01, 2024	Sep. 30, 2025	Radiation (03CH05-CB)
Test Software	SPORTON	SENSE-EMI	V5.11.8	30MHz-40GHz	N.C.R.	N.C.R.	Radiation (03CH05-CB)
Test Software	SPORTON	SENSE-15247_DTS	V5.11.18	2.4GHz-2.4835GHz	N.C.R.	N.C.R.	Radiation (03CH05-CB)
Spectrum analyzer	R&S	FSV40	100979	9kHz~40GHz	May 27, 2024	May 26, 2025	Conducted (TH01-CB)
Switch	SPTCB	SP-SWI	SWI-01	1~18 GHz	Oct. 02, 2024	Oct. 01, 2025	Conducted (TH01-CB)
RF Cable-high	Woken	RG402	High Cable-06	1 GHz – 18 GHz	Oct. 01, 2024	Sep. 30, 2025	Conducted (TH01-CB)
RF Cable-high	Woken	RG402	High Cable-07	1 GHz – 18 GHz	Oct. 01, 2024	Sep. 30, 2025	Conducted (TH01-CB)
RF Cable-high	Woken	RG402	High Cable-08	1 GHz – 18 GHz	Oct. 01, 2024	Sep. 30, 2025	Conducted (TH01-CB)
RF Cable-high	Woken	RG402	High Cable-09	1 GHz – 18 GHz	Oct. 01, 2024	Sep. 30, 2025	Conducted (TH01-CB)
RF Cable-high	Woken	RG402	High Cable-10	1 GHz – 18 GHz	Oct. 01, 2024	Sep. 30, 2025	Conducted (TH01-CB)
Cable 9k-18G	Woken	RG402	Cable-95	9 kHz –18 GHz	Oct. 01, 2024	Sep. 30, 2025	Conducted (TH01-CB)
Power Sensor	Agilent	E9327A	US40442088	50MHz~18GHz	Mar. 01, 2024	Feb. 28, 2025	Conducted (TH01-CB)
Power Meter	Agilent	E4416A	MY45100745	50MHz~18GHz	Jul. 12, 2024	Jul. 11, 2025	Conducted (TH01-CB)

Instrument	Brand	Model No.	Serial No.	Characteristics	Calibration Date	Calibration Due Date	Remark
Test Software	SPORTON	SENSE-15247 _DTS	V5.11.18	2.4GHz-2.4835GHz	N.C.R.	N.C.R.	Conducted (TH01-CB)
Spectrum analyzer	R&S	FSV40	101027	9kHz~40GHz	Aug. 27, 2024	Aug. 26, 2025	Conducted (TH02-CB)
Power Sensor	Anritsu	MA2411B	1126203	300MHz~40GHz	Oct. 18, 2024	Oct. 17, 2025	Conducted (TH02-CB)
Power Meter	Anritsu	ML2495A	1210004	300MHz~40GHz	Oct. 18, 2024	Oct. 17, 2025	Conducted (TH02-CB)
RF Cable-high	Woken	RG402	High Cable-01	1 GHz – 18 GHz	Oct. 01, 2024	Sep. 30, 2025	Conducted (TH02-CB)
RF Cable-high	Woken	RG402	High Cable-02	1 GHz – 18 GHz	Oct. 01, 2024	Sep. 30, 2025	Conducted (TH02-CB)
RF Cable-high	Woken	RG402	High Cable-03	1 GHz – 18 GHz	Oct. 01, 2024	Sep. 30, 2025	Conducted (TH02-CB)
RF Cable-high	Woken	RG402	High Cable-04	1 GHz – 18 GHz	Oct. 01, 2024	Sep. 30, 2025	Conducted (TH02-CB)
RF Cable-high	Woken	RG402	High Cable-05	1 GHz – 18 GHz	Oct. 01, 2024	Sep. 30, 2025	Conducted (TH02-CB)
Switch	SPTCB	SP-SWI	SWI-02	1–18 GHz	Oct. 02, 2024	Oct. 01, 2025	Conducted (TH02-CB)
Test Software	SPORTON	SENSE-15247 _DTS	V5.11.18	2.4GHz-2.4835GHz	N.C.R.	N.C.R.	Conducted (TH02-CB)

Note: Calibration Interval of instruments listed above is one year.
NCR means Non-Calibration required.

Summary

Mode	Result	Type	Freq (Hz)	Level (dBuV)	Limit (dBuV)	Margin (dB)	Condition
Mode 8	Pass	AV	537k	40.48	46.00	-5.52	Line

Mode 8

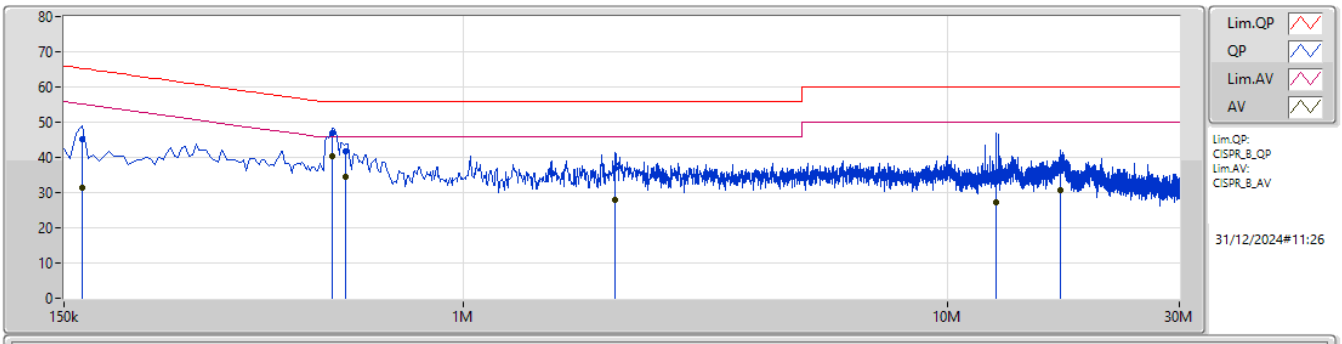

Type	Freq	Level	Limit	Margin	Factor	Condition	Comment	Raw	LISN	CL	AT
	(Hz)	(dBuV)	(dBuV)	(dB)	(dB)			(dBuV)	(dB)	(dB)	(dB)
QP	163.5k	45.28	65.27	-19.99	10.15	Line	-	35.13	0.05	0.08	10.02
AV	163.5k	31.53	55.27	-23.74	10.15	Line	-	21.38	0.05	0.08	10.02
QP	537k	46.85	56.00	-9.15	10.19	Line	-	36.66	0.06	0.10	10.03
AV	537k	40.48	46.00	-5.52	10.19	Line	"Worst"	30.29	0.06	0.10	10.03
QP	573k	41.79	56.00	-14.21	10.19	Line	-	31.60	0.06	0.10	10.03
AV	573k	34.50	46.00	-11.50	10.19	Line	-	24.31	0.06	0.10	10.03
QP	2.058M	36.96	56.00	-19.04	10.24	Line	-	26.72	0.09	0.14	10.01
AV	2.058M	27.83	46.00	-18.17	10.24	Line	-	17.59	0.09	0.14	10.01
QP	12.566M	33.43	60.00	-26.57	10.51	Line	-	22.92	0.30	0.19	10.02
AV	12.566M	27.33	50.00	-22.67	10.51	Line	-	16.82	0.30	0.19	10.02
QP	17.039M	37.03	60.00	-22.97	10.65	Line	-	26.38	0.36	0.27	10.02
AV	17.039M	30.70	50.00	-19.30	10.65	Line	-	20.05	0.36	0.27	10.02

Mode 8

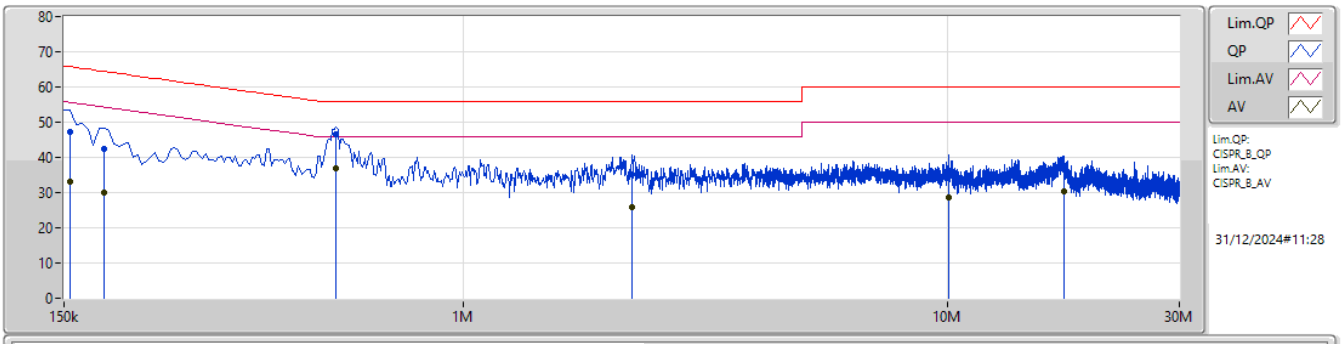

Type	Freq	Level	Limit	Margin	Factor	Condition	Comment	Raw	LISN	CL	AT
	(Hz)	(dBuV)	(dBuV)	(dB)	(dB)			(dBuV)	(dB)	(dB)	(dB)
QP	154.5k	47.41	65.75	-18.34	10.15	Neutral	-	37.26	0.05	0.08	10.02
AV	154.5k	33.04	55.75	-22.71	10.15	Neutral	-	22.89	0.05	0.08	10.02
QP	181.5k	42.38	64.41	-22.03	10.14	Neutral	-	32.24	0.05	0.07	10.02
AV	181.5k	29.89	54.41	-24.52	10.14	Neutral	-	19.75	0.05	0.07	10.02
QP	546k	46.68	56.00	-9.32	10.18	Neutral	-	36.50	0.05	0.10	10.03
AV	546k	36.77	46.00	-9.23	10.18	Neutral	"Worst"	26.59	0.05	0.10	10.03
QP	2.234M	35.34	56.00	-20.66	10.24	Neutral	-	25.10	0.08	0.14	10.02
AV	2.234M	25.99	46.00	-20.01	10.24	Neutral	-	15.75	0.08	0.14	10.02
QP	10.05M	35.92	60.00	-24.08	10.37	Neutral	-	25.55	0.21	0.15	10.01
AV	10.05M	28.56	50.00	-21.44	10.37	Neutral	-	18.19	0.21	0.15	10.01
QP	17.3M	36.67	60.00	-23.33	10.54	Neutral	-	26.13	0.25	0.27	10.02
AV	17.3M	30.34	50.00	-19.66	10.54	Neutral	-	19.80	0.25	0.27	10.02

Test Mode: Mode 1
Summary

Mode	Max-N dB (Hz)	Max-OBW (Hz)	ITU-Code	Min-N dB (Hz)	Min-OBW (Hz)
2.4-2.4835GHz	-	-	-	-	-
802.11b_Nss1,(1Mbps)_4TX	7.75M	10.402M	10M4G1D	6.375M	10.218M
802.11g_Nss1,(6Mbps)_4TX	16.5M	17.085M	17M1D1D	15.475M	16.466M
802.11be EHT20_Nss1,(MCS0)_4TX	19.125M	19.093M	19M1D1D	17.5M	18.977M
802.11be EHT40_Nss1,(MCS0)_4TX	38.1M	37.972M	38M0D1D	36.55M	37.684M

Max-N dB = Maximum 6dB down bandwidth; Max-OBW = Maximum 99% occupied bandwidth;
Min-N dB = Minimum 6dB down bandwidth; Min-OBW = Minimum 99% occupied bandwidth

Result

Mode	Result	Limit (Hz)	Port 1-N dB (Hz)	Port 1-OBW (Hz)	Port 2-N dB (Hz)	Port 2-OBW (Hz)	Port 3-N dB (Hz)	Port 3-OBW (Hz)	Port 4-N dB (Hz)	Port 4-OBW (Hz)
802.11b_Nss1,(1Mbps)_4TX	-	-	-	-	-	-	-	-	-	-
2412MHz	Pass	500k	6.65M	10.338M	6.375M	10.269M	7.2M	10.257M	7.6M	10.354M
2437MHz	Pass	500k	7.2M	10.286M	6.6M	10.284M	7.2M	10.402M	7.025M	10.335M
2462MHz	Pass	500k	7.75M	10.234M	7.075M	10.218M	6.975M	10.362M	7.25M	10.269M
802.11g_Nss1,(6Mbps)_4TX	-	-	-	-	-	-	-	-	-	-
2412MHz	Pass	500k	16.45M	17.085M	16.35M	16.831M	16.3M	16.993M	16.325M	16.537M
2437MHz	Pass	500k	16.5M	16.805M	16.275M	16.466M	15.475M	16.766M	16.075M	16.478M
2462MHz	Pass	500k	16.35M	16.583M	15.65M	16.678M	15.925M	16.496M	16.425M	16.719M
802.11be EHT20_Nss1,(MCS0)_4TX	-	-	-	-	-	-	-	-	-	-
2412MHz	Pass	500k	18.675M	19.007M	17.875M	19.025M	19.025M	19.032M	19.125M	18.981M
2437MHz	Pass	500k	18.975M	19M	18.75M	19.028M	19.025M	19M	19.025M	19.044M
2462MHz	Pass	500k	18.4M	18.977M	19.025M	19.093M	19M	19.016M	17.5M	19.03M
802.11be EHT40_Nss1,(MCS0)_4TX	-	-	-	-	-	-	-	-	-	-
2422MHz	Pass	500k	37.9M	37.758M	37.9M	37.882M	37.75M	37.745M	37.4M	37.806M
2437MHz	Pass	500k	37.5M	37.725M	37.9M	37.972M	37.85M	37.685M	37.4M	37.684M
2452MHz	Pass	500k	38.1M	37.831M	36.55M	37.785M	38.1M	37.865M	37.6M	37.762M

Port X-N dB = Port X 6dB down bandwidth;
Port X-OBW = Port X 99% occupied bandwidth

2.4-2.4835GHz_802.11b_Nss1,(1Mbps)_4TX **EBW**

2412MHz

07/11/2024

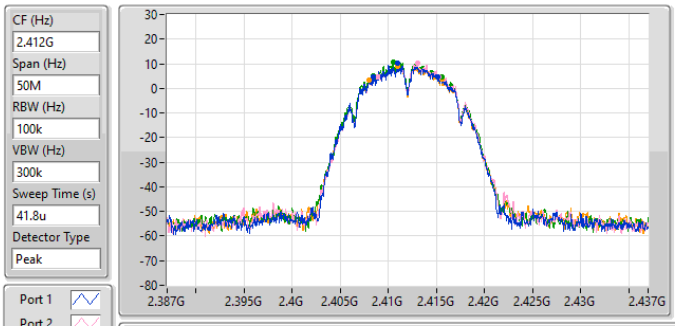

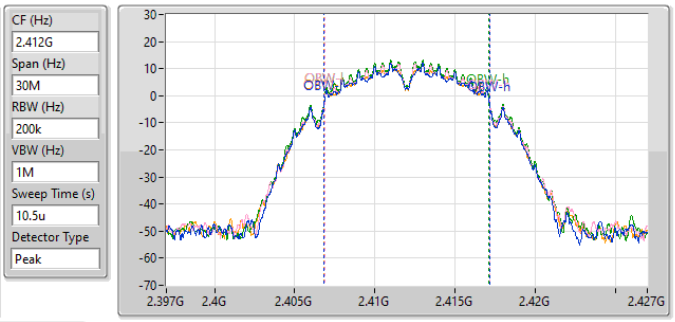

6dB(Hz)	Fl-6dB(Hz)	Fh-6dB(Hz)	OBW(Hz)	Fl-OBW(Hz)	Fh-OBW(Hz)	Limit(Hz)	Port
6.65M	2.40845G	2.4151G	10.338M	2.406836G	2.417174G	500k	1
6.375M	2.4089G	2.415275G	10.269M	2.406888G	2.417157G	500k	2
7.2M	2.408425G	2.415625G	10.257M	2.406873G	2.417131G	500k	3
7.6M	2.407975G	2.415575G	10.354M	2.406838G	2.417192G	500k	4

2.4-2.4835GHz_802.11b_Nss1,(1Mbps)_4TX **EBW**

2437MHz

07/11/2024

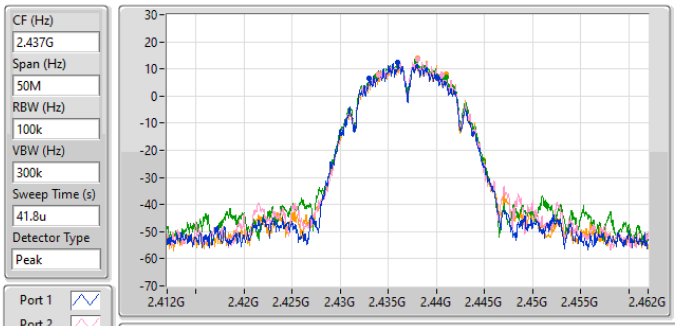

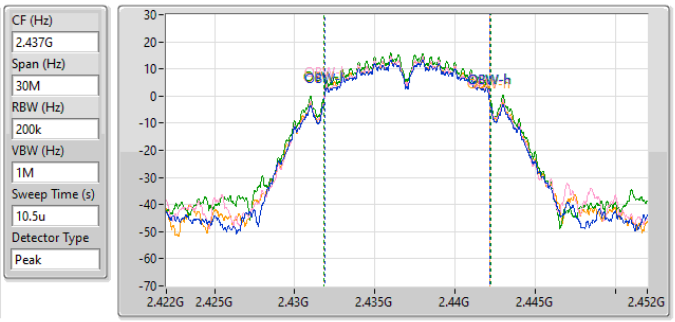

6dB(Hz)	Fl-6dB(Hz)	Fh-6dB(Hz)	OBW(Hz)	Fl-OBW(Hz)	Fh-OBW(Hz)	Limit(Hz)	Port
7.2M	2.432975G	2.440175G	10.286M	2.431862G	2.442148G	500k	1
6.6M	2.43395G	2.44055G	10.284M	2.431883G	2.442167G	500k	2
7.2M	2.433775G	2.440975G	10.402M	2.431815G	2.442217G	500k	3
7.025M	2.433975G	2.441G	10.335M	2.431853G	2.442188G	500k	4

2.4-2.4835GHz_802.11b_Nss1,(1Mbps)_4TX **EBW**

2462MHz

07/11/2024

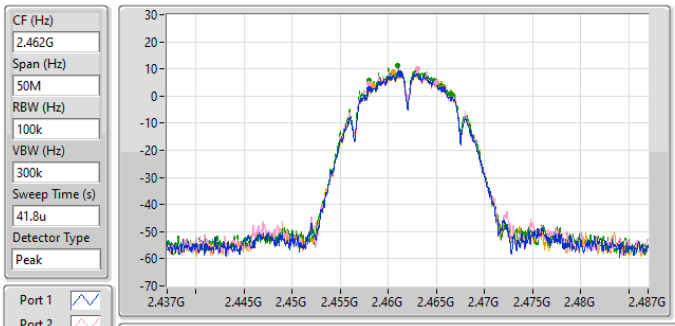

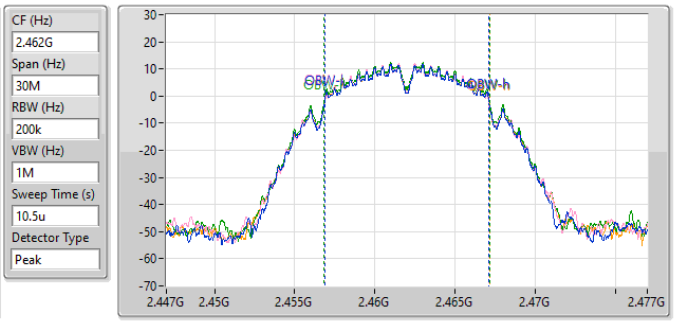

6dB(Hz)	Fl-6dB(Hz)	Fh-6dB(Hz)	OBW(Hz)	Fl-OBW(Hz)	Fh-OBW(Hz)	Limit(Hz)	Port
7.75M	2.457975G	2.465725G	10.234M	2.456891G	2.467124G	500k	1
7.075M	2.457975G	2.46505G	10.218M	2.456903G	2.467121G	500k	2
6.975M	2.457975G	2.46495G	10.362M	2.45683G	2.467192G	500k	3
7.25M	2.458425G	2.465675G	10.269M	2.456882G	2.46715G	500k	4

2.4-2.4835GHz_802.11g_Nss1,(6Mbps)_4TX **EBW**

2412MHz

07/11/2024

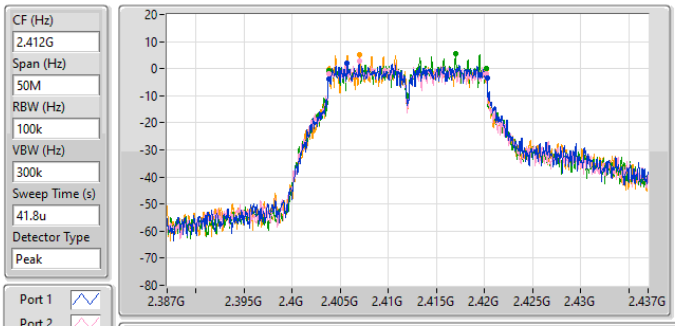

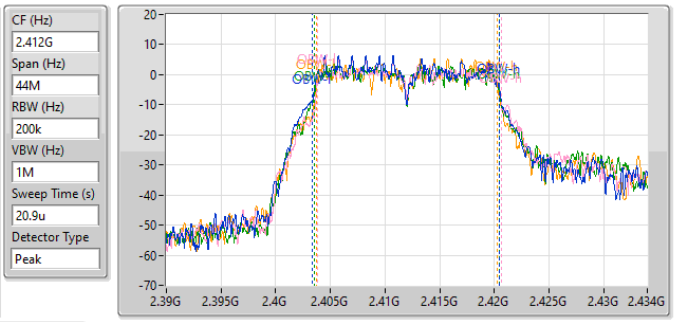

6dB(Hz)	Fl-6dB(Hz)	Fh-6dB(Hz)	OBW(Hz)	Fl-OBW(Hz)	Fh-OBW(Hz)	Limit(Hz)	Port
16.45M	2.4038G	2.42025G	17.085M	2.403379G	2.420465G	500k	1
16.35M	2.403825G	2.420175G	16.831M	2.403791G	2.420622G	500k	2
16.3M	2.40385G	2.42015G	16.993M	2.403498G	2.420491G	500k	3
16.325M	2.403825G	2.42015G	16.537M	2.403765G	2.420302G	500k	4

2.4-2.4835GHz_802.11g_Nss1,(6Mbps)_4TX **EBW**

2437MHz

07/11/2024

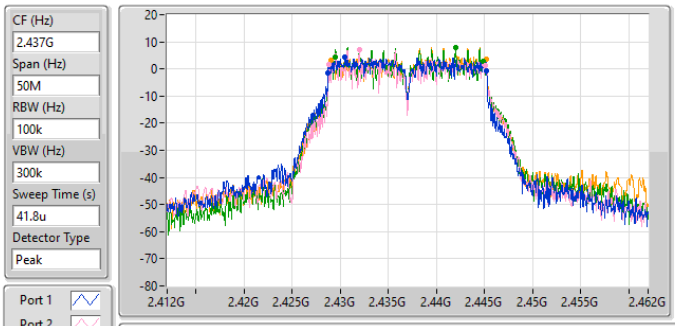

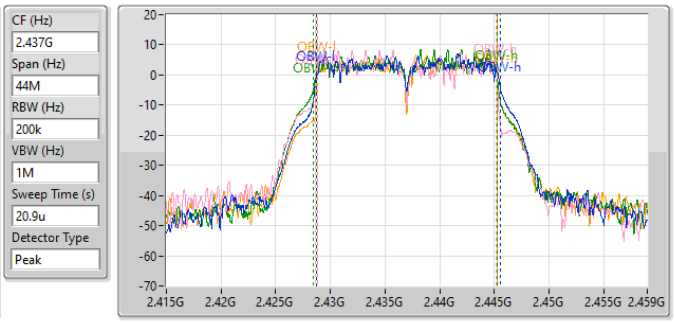

6dB(Hz)	Fl-6dB(Hz)	Fh-6dB(Hz)	OBW(Hz)	Fl-OBW(Hz)	Fh-OBW(Hz)	Limit(Hz)	Port
16.5M	2.4287G	2.4452G	16.805M	2.428717G	2.445521G	500k	1
16.275M	2.42885G	2.445125G	16.466M	2.428682G	2.445148G	500k	2
15.475M	2.429425G	2.4449G	16.766M	2.42847G	2.445236G	500k	3
16.075M	2.429075G	2.44515G	16.478M	2.428802G	2.44528G	500k	4

2.4-2.4835GHz_802.11g_Nss1,(6Mbps)_4TX **EBW**

2462MHz

07/11/2024

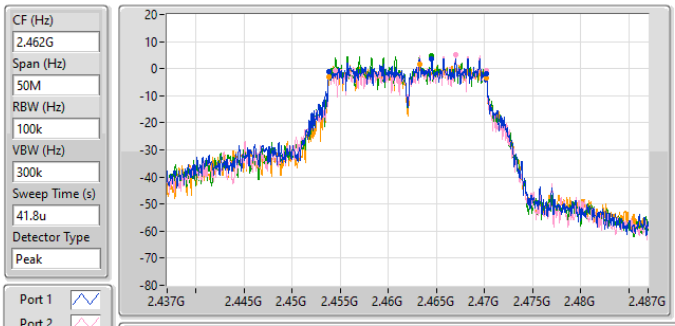

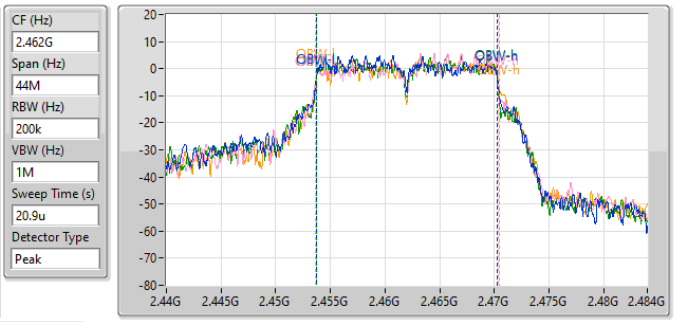

6dB(Hz)	Fl-6dB(Hz)	Fh-6dB(Hz)	OBW(Hz)	Fl-OBW(Hz)	Fh-OBW(Hz)	Limit(Hz)	Port
16.35M	2.453825G	2.470175G	16.583M	2.453693G	2.470276G	500k	1
15.65M	2.4545G	2.47015G	16.678M	2.453652G	2.47033G	500k	2
15.925M	2.4541G	2.470025G	16.496M	2.453729G	2.470225G	500k	3
16.425M	2.4538G	2.470225G	16.719M	2.453768G	2.470487G	500k	4

2.4-2.4835GHz_802.11be EHT20_Nss1,(MCS0)_4TX **EBW**

2412MHz

07/11/2024

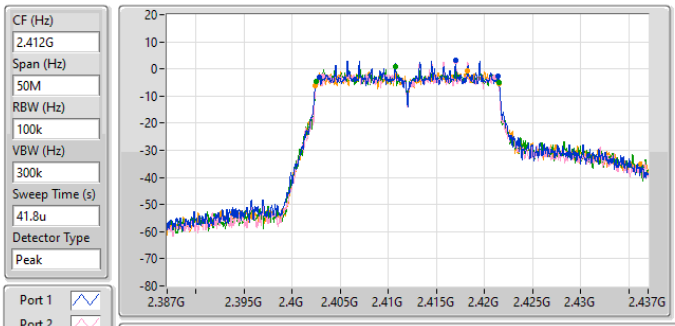

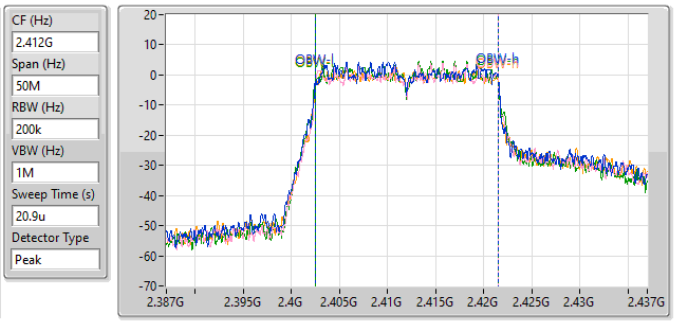

6dB(Hz)	Fl-6dB(Hz)	Fh-6dB(Hz)	OBW(Hz)	Fl-OBW(Hz)	Fh-OBW(Hz)	Limit(Hz)	Port
18.675M	2.402775G	2.42145G	19.007M	2.402512G	2.421519G	500k	1
17.875M	2.40315G	2.421025G	19.025M	2.402529G	2.421553G	500k	2
19.025M	2.402475G	2.4215G	19.032M	2.402484G	2.421516G	500k	3
19.125M	2.4024G	2.421525G	18.981M	2.402527G	2.421508G	500k	4

2.4-2.4835GHz_802.11be EHT20_Nss1,(MCS0)_4TX **EBW**

2437MHz

08/11/2024

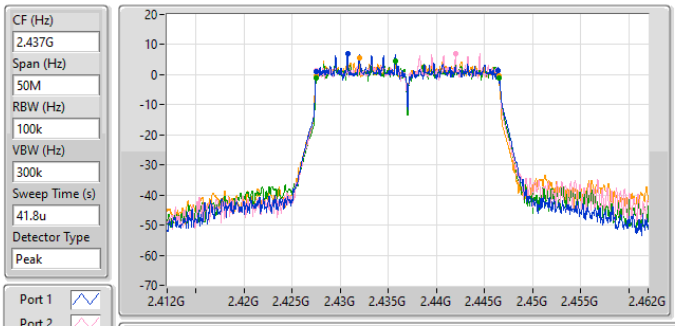

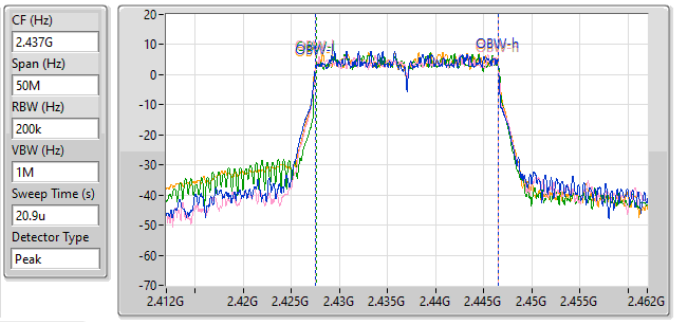

6dB(Hz)	Fl-6dB(Hz)	Fh-6dB(Hz)	OBW(Hz)	Fl-OBW(Hz)	Fh-OBW(Hz)	Limit(Hz)	Port
18.975M	2.427475G	2.44645G	19M	2.427467G	2.446467G	500k	1
18.75M	2.427525G	2.446275G	19.028M	2.427483G	2.446511G	500k	2
19.025M	2.427475G	2.4465G	19M	2.427551G	2.446551G	500k	3
19.025M	2.427475G	2.4465G	19.044M	2.427467G	2.446511G	500k	4

2.4-2.4835GHz_802.11be EHT20_Nss1,(MCS0)_4TX **EBW**

2462MHz

08/11/2024

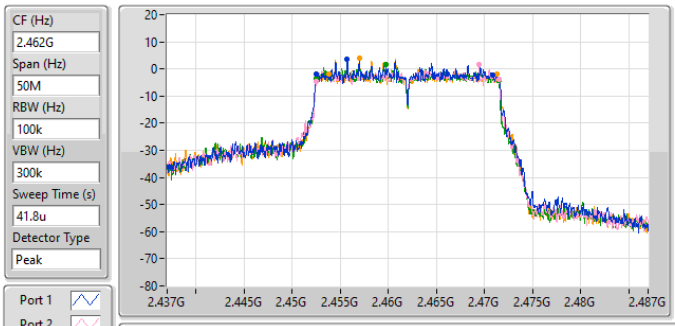

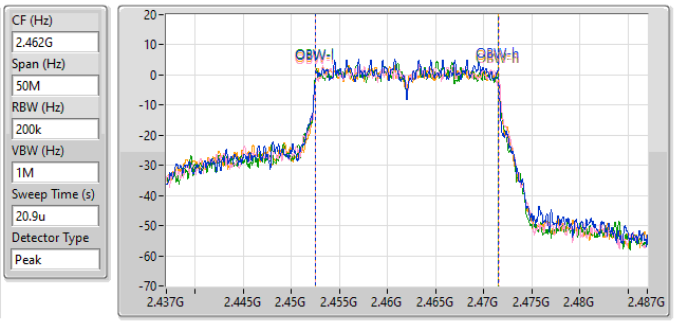

6dB(Hz)	Fl-6dB(Hz)	Fh-6dB(Hz)	OBW(Hz)	Fl-OBW(Hz)	Fh-OBW(Hz)	Limit(Hz)	Port
18.4M	2.452475G	2.470875G	18.977M	2.452493G	2.47147G	500k	1
19.025M	2.4525G	2.471525G	19.093M	2.452493G	2.471587G	500k	2
19M	2.4525G	2.4715G	19.016M	2.452473G	2.471488G	500k	3
17.5M	2.453825G	2.471325G	19.03M	2.452483G	2.471512G	500k	4

2.4-2.4835GHz_802.11be EHT40_Nss1,(MCS0)_4TX **EBW**

2422MHz

08/11/2024

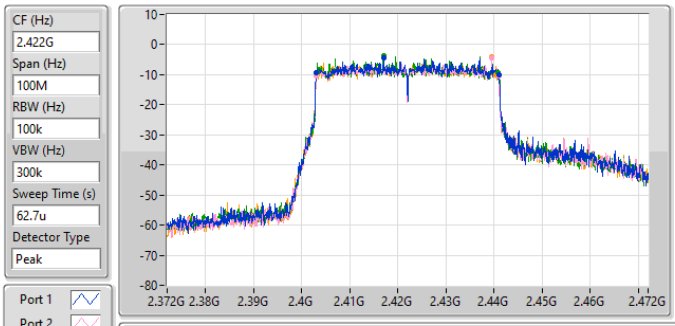

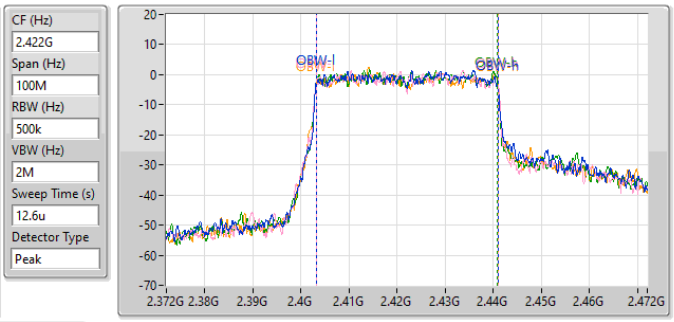

6dB(Hz)	Fl-6dB(Hz)	Fh-6dB(Hz)	OBW(Hz)	Fl-OBW(Hz)	Fh-OBW(Hz)	Limit(Hz)	Port
37.9M	2.40305G	2.44095G	37.758M	2.403148G	2.440906G	500k	1
37.9M	2.40305G	2.44095G	37.882M	2.403136G	2.441018G	500k	2
37.75M	2.4031G	2.44085G	37.745M	2.403138G	2.440883G	500k	3
37.4M	2.40305G	2.44045G	37.806M	2.403133G	2.440939G	500k	4

2.4-2.4835GHz_802.11be EHT40_Nss1,(MCS0)_4TX **EBW**

2437MHz

08/11/2024

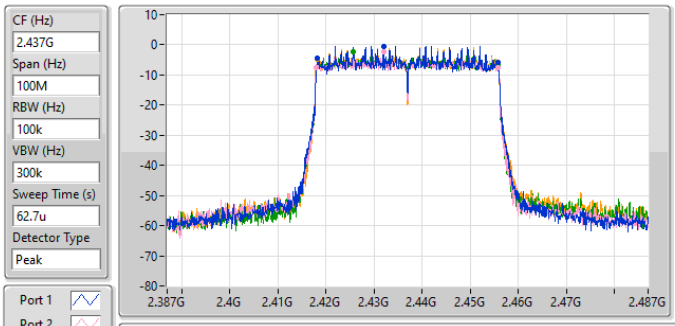

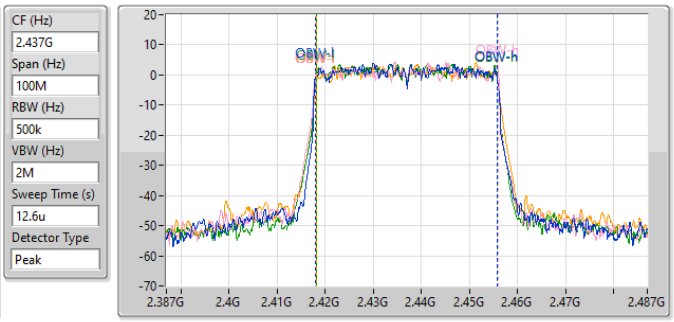

6dB(Hz)	Fl-6dB(Hz)	Fh-6dB(Hz)	OBW(Hz)	Fl-OBW(Hz)	Fh-OBW(Hz)	Limit(Hz)	Port
37.5M	2.4182G	2.4557G	37.725M	2.418034G	2.455759G	500k	1
37.9M	2.418G	2.4559G	37.972M	2.418027G	2.455999G	500k	2
37.85M	2.418G	2.45585G	37.685M	2.418116G	2.455801G	500k	3
37.4M	2.41815G	2.45555G	37.684M	2.418211G	2.455896G	500k	4

2.4-2.4835GHz_802.11be EHT40_Nss1,(MCS0)_4TX **EBW**

2452MHz

08/11/2024

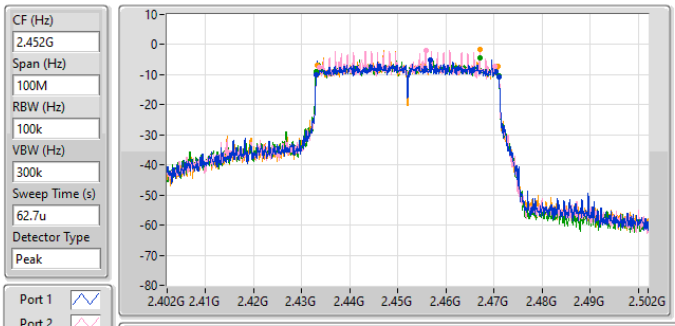

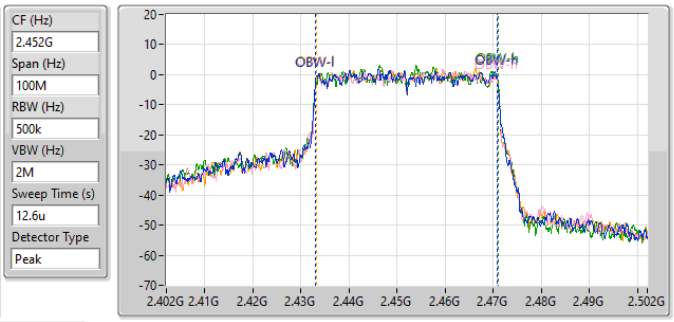

6dB(Hz)	Fl-6dB(Hz)	Fh-6dB(Hz)	OBW(Hz)	Fl-OBW(Hz)	Fh-OBW(Hz)	Limit(Hz)	Port
38.1M	2.43295G	2.47105G	37.831M	2.433031G	2.470863G	500k	1
36.55M	2.43365G	2.4702G	37.785M	2.433069G	2.470855G	500k	2
38.1M	2.4329G	2.471G	37.865M	2.433045G	2.47091G	500k	3
37.6M	2.43315G	2.47075G	37.762M	2.433114G	2.470876G	500k	4

Test Mode: Mode 2
Summary

Mode	Max-N dB (Hz)	Max-OBW (Hz)	ITU-Code	Min-N dB (Hz)	Min-OBW (Hz)
2.4-2.4835GHz	-	-	-	-	-
802.11b_Nss1,(1Mbps)_2TX	7.875M	10.334M	10M3G1D	6.75M	10.171M
802.11g_Nss1,(6Mbps)_2TX	16.55M	40.829M	40M8D1D	15.35M	16.459M
802.11be EHT20_Nss1,(MCS0)_2TX	19.05M	19.08M	19M1D1D	17.825M	18.9M
802.11be EHT40_Nss1,(MCS0)_2TX	37.85M	37.865M	37M9D1D	35.15M	37.708M

Max-N dB = Maximum 6dB down bandwidth; Max-OBW = Maximum 99% occupied bandwidth;
Min-N dB = Minimum 6dB down bandwidth; Min-OBW = Minimum 99% occupied bandwidth

Result

Mode	Result	Limit (Hz)	Port 1-N dB (Hz)	Port 1-OBW (Hz)	Port 2-N dB (Hz)	Port 2-OBW (Hz)
802.11b_Nss1,(1Mbps)_2TX	-	-	-	-	-	-
2412MHz	Pass	500k	7.075M	10.192M	6.75M	10.181M
2437MHz	Pass	500k	6.95M	10.334M	7.275M	10.279M
2462MHz	Pass	500k	7.875M	10.181M	7.1M	10.171M
802.11g_Nss1,(6Mbps)_2TX	-	-	-	-	-	-
2412MHz	Pass	500k	15.35M	17.404M	16.425M	16.653M
2437MHz	Pass	500k	16.55M	16.459M	16.3M	16.736M
2462MHz	Pass	500k	15.35M	40.829M	15.4M	39.951M
802.11be EHT20_Nss1,(MCS0)_2TX	-	-	-	-	-	-
2412MHz	Pass	500k	18.975M	19.015M	18.85M	19.041M
2437MHz	Pass	500k	18.05M	18.9M	17.825M	18.964M
2462MHz	Pass	500k	19.05M	19.052M	19.025M	19.08M
802.11be EHT40_Nss1,(MCS0)_2TX	-	-	-	-	-	-
2422MHz	Pass	500k	37.8M	37.865M	35.15M	37.857M
2437MHz	Pass	500k	37.45M	37.749M	37.55M	37.818M
2452MHz	Pass	500k	37.55M	37.798M	37.85M	37.708M

Port X-N dB = Port X 6dB down bandwidth;
Port X-OBW = Port X 99% occupied bandwidth

2.4-2.4835GHz_802.11b_Nss1,(1Mbps)_2TX **EBW**

2412MHz

08/11/2024

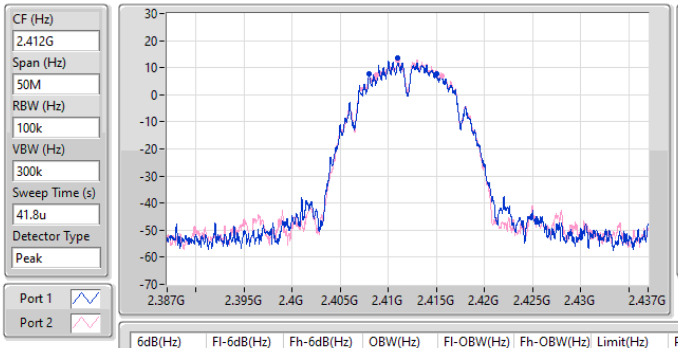

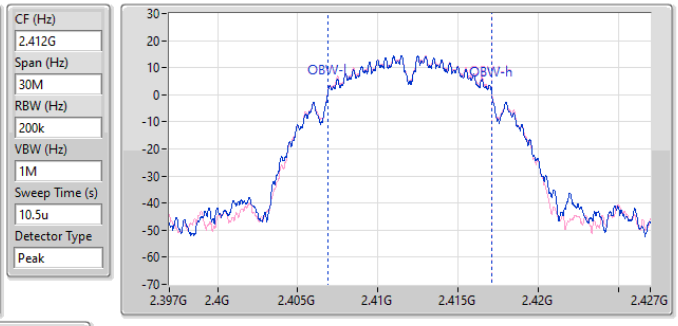

6dB(Hz)	Fl-6dB(Hz)	Fh-6dB(Hz)	OBW(Hz)	Fl-OBW(Hz)	Fh-OBW(Hz)	Limit(Hz)	Port
7.075M	2.407975G	2.41505G	10.192M	2.406905G	2.417098G	500k	1
6.75M	2.4088G	2.41555G	10.181M	2.406909G	2.41709G	500k	2

2.4-2.4835GHz_802.11b_Nss1,(1Mbps)_2TX **EBW**

2437MHz

08/11/2024

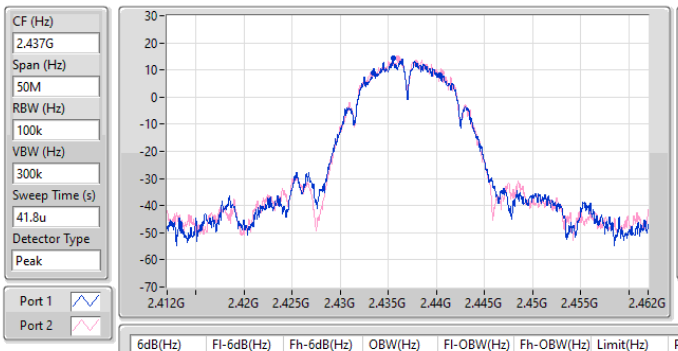

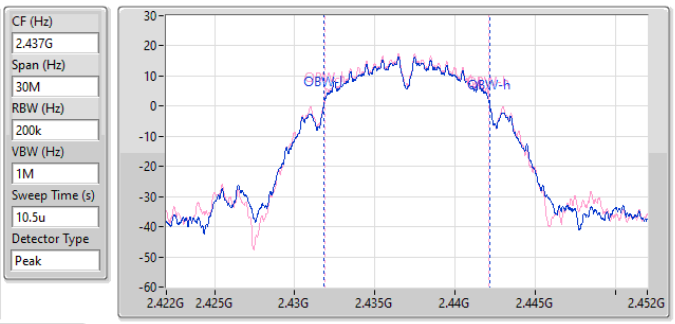

6dB(Hz)	Fl-6dB(Hz)	Fh-6dB(Hz)	OBW(Hz)	Fl-OBW(Hz)	Fh-OBW(Hz)	Limit(Hz)	Port
6.95M	2.433425G	2.440375G	10.334M	2.43185G	2.442185G	500k	1
7.275M	2.433275G	2.44055G	10.279M	2.431857G	2.442136G	500k	2

2.4-2.4835GHz_802.11b_Nss1,(1Mbps)_2TX **EBW**

2462MHz

08/11/2024

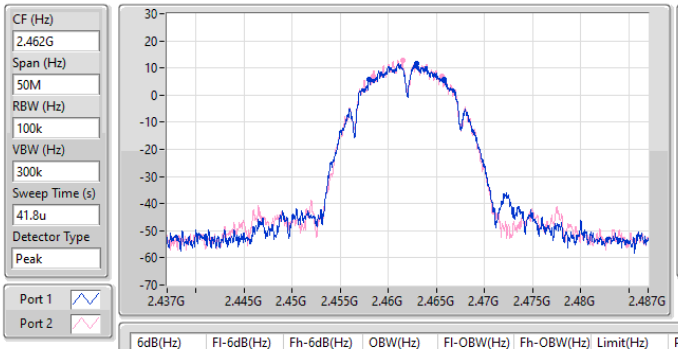

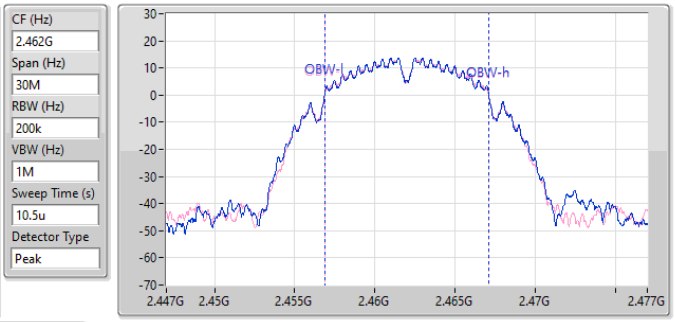

6dB(Hz)	Fl-6dB(Hz)	Fh-6dB(Hz)	OBW(Hz)	Fl-OBW(Hz)	Fh-OBW(Hz)	Limit(Hz)	Port
7.875M	2.45795G	2.465825G	10.181M	2.456911G	2.467092G	500k	1
7.1M	2.458425G	2.465525G	10.171M	2.456913G	2.467084G	500k	2

2.4-2.4835GHz_802.11g_Nss1,(6Mbps)_2TX **EBW**

2412MHz

08/11/2024

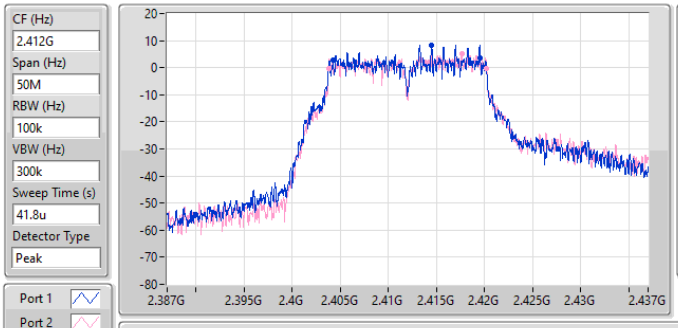

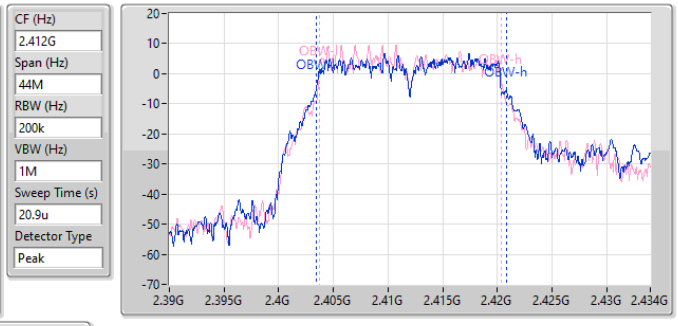

6dB(Hz)	Fl-6dB(Hz)	Fh-6dB(Hz)	OBW(Hz)	Fl-OBW(Hz)	Fh-OBW(Hz)	Limit(Hz)	Port
15.35M	2.404225G	2.419575G	17.404M	2.403479G	2.420883G	500k	1
16.425M	2.403775G	2.4202G	16.653M	2.403728G	2.420381G	500k	2

2.4-2.4835GHz_802.11g_Nss1,(6Mbps)_2TX **EBW**

2437MHz

08/11/2024

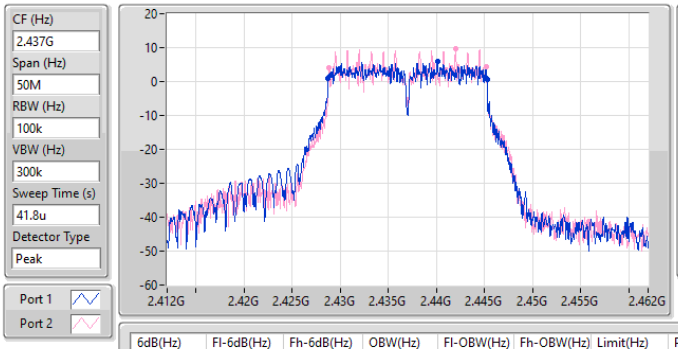

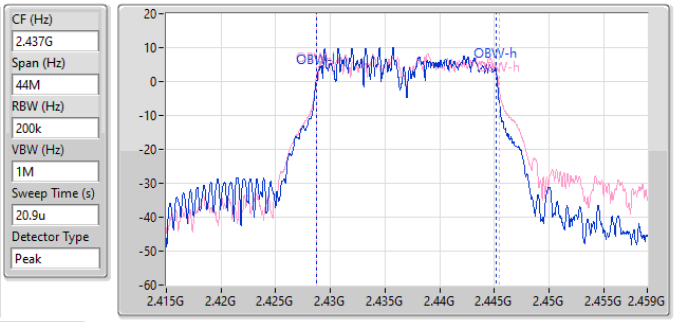

6dB(Hz)	Fl-6dB(Hz)	Fh-6dB(Hz)	OBW(Hz)	Fl-OBW(Hz)	Fh-OBW(Hz)	Limit(Hz)	Port
16.55M	2.428725G	2.445275G	16.459M	2.428735G	2.445194G	500k	1
16.3M	2.42885G	2.44515G	16.736M	2.428686G	2.445422G	500k	2

2.4-2.4835GHz_802.11g_Nss1,(6Mbps)_2TX **EBW**

2462MHz

08/11/2024

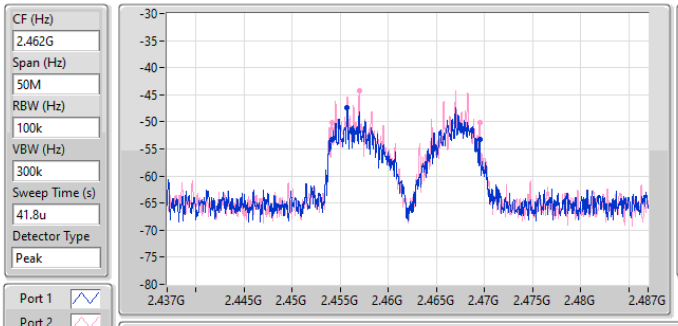

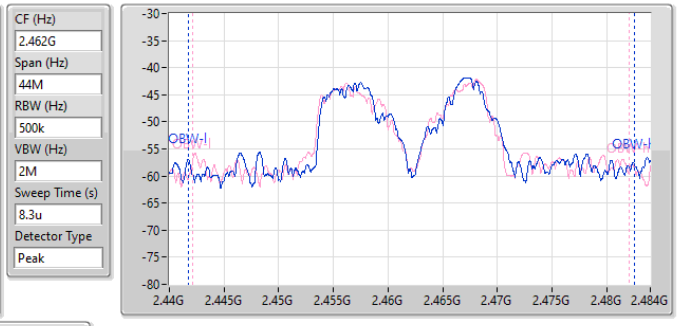

6dB(Hz)	Fl-6dB(Hz)	Fh-6dB(Hz)	OBW(Hz)	Fl-OBW(Hz)	Fh-OBW(Hz)	Limit(Hz)	Port
15.35M	2.454125G	2.469475G	40.829M	2.441714G	2.482543G	500k	1
15.4M	2.4541G	2.4695G	39.951M	2.442094G	2.482045G	500k	2

2.4-2.4835GHz_802.11be EHT20_Nss1,(MCS0)_2TX **EBW**

2412MHz

08/11/2024

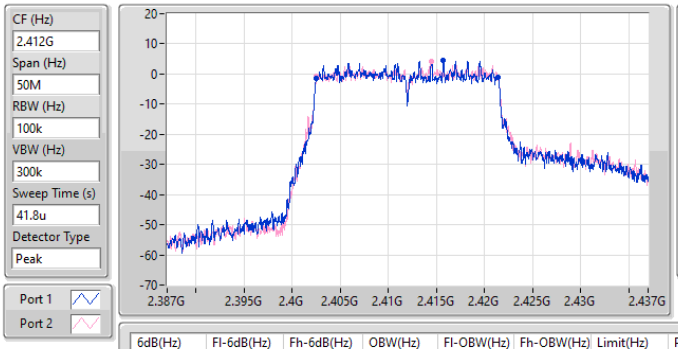

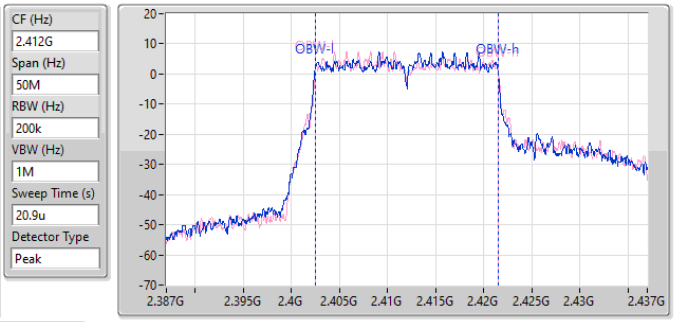

6dB(Hz)	Fl-6dB(Hz)	Fh-6dB(Hz)	OBW(Hz)	Fl-OBW(Hz)	Fh-OBW(Hz)	Limit(Hz)	Port
18.975M	2.402475G	2.42145G	19.015M	2.402462G	2.421477G	500k	1
18.85M	2.402525G	2.421375G	19.041M	2.402491G	2.421532G	500k	2

2.4-2.4835GHz_802.11be EHT20_Nss1,(MCS0)_2TX **EBW**

2437MHz

08/11/2024

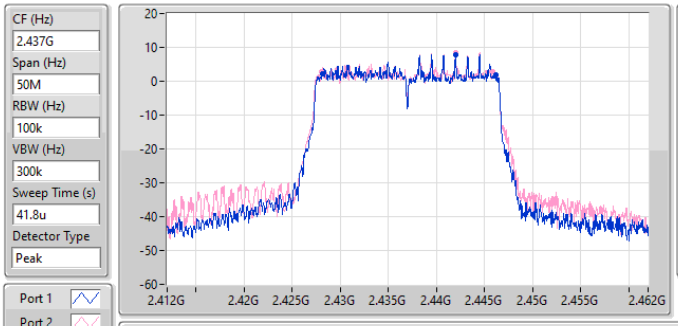

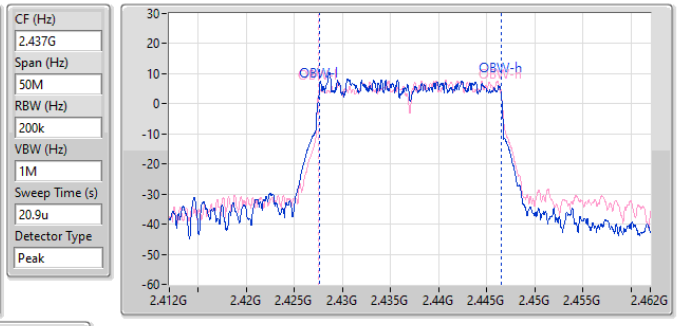

6dB(Hz)	Fl-6dB(Hz)	Fh-6dB(Hz)	OBW(Hz)	Fl-OBW(Hz)	Fh-OBW(Hz)	Limit(Hz)	Port
18.05M	2.428125G	2.446175G	18.9M	2.427556G	2.446456G	500k	1
17.825M	2.428075G	2.4459G	18.964M	2.427536G	2.446499G	500k	2

2.4-2.4835GHz_802.11be EHT20_Nss1,(MCS0)_2TX **EBW**

2462MHz

08/11/2024

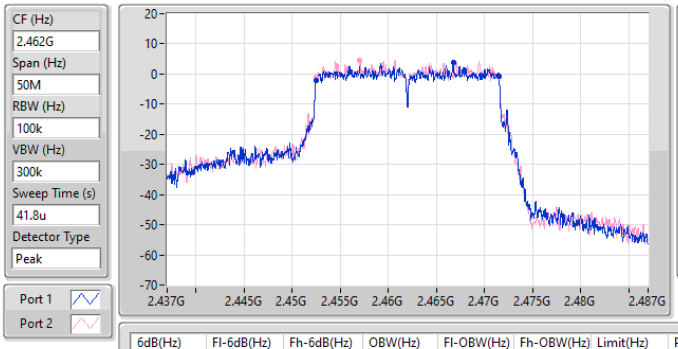

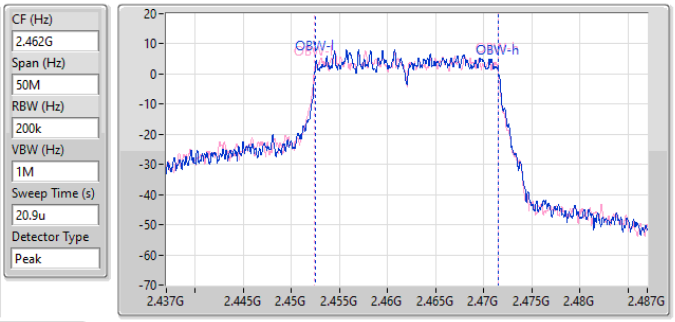

6dB(Hz)	Fl-6dB(Hz)	Fh-6dB(Hz)	OBW(Hz)	Fl-OBW(Hz)	Fh-OBW(Hz)	Limit(Hz)	Port
19.05M	2.452475G	2.471525G	19.052M	2.452472G	2.471524G	500k	1
19.025M	2.452475G	2.4715G	19.08M	2.452374G	2.471454G	500k	2

2.4-2.4835GHz_802.11be EHT40_Nss1,(MCS0)_2TX **EBW**

2422MHz

08/11/2024

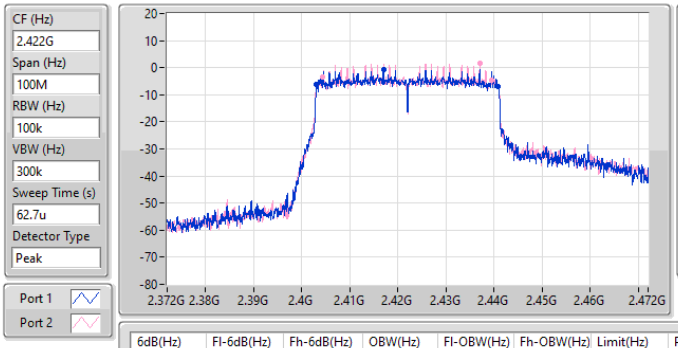

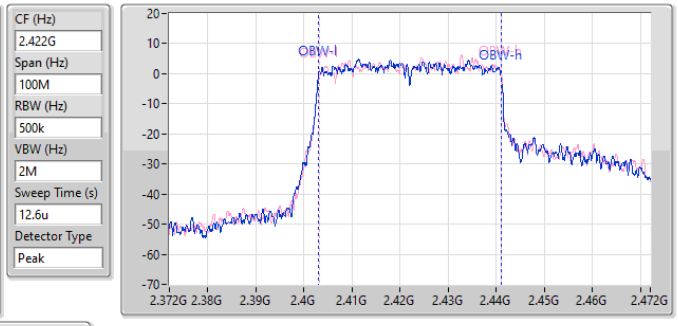

6dB(Hz)	Fl-6dB(Hz)	Fh-6dB(Hz)	OBW(Hz)	Fl-OBW(Hz)	Fh-OBW(Hz)	Limit(Hz)	Port
37.8M	2.403G	2.4408G	37.865M	2.40306G	2.440925G	500k	1
35.15M	2.4044G	2.43955G	37.857M	2.40314G	2.440998G	500k	2

2.4-2.4835GHz_802.11be EHT40_Nss1,(MCS0)_2TX **EBW**

2437MHz

08/11/2024

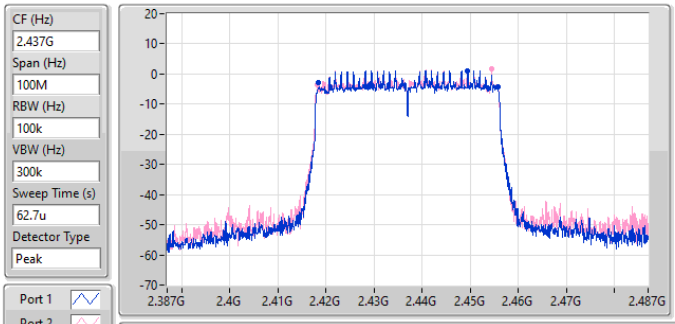

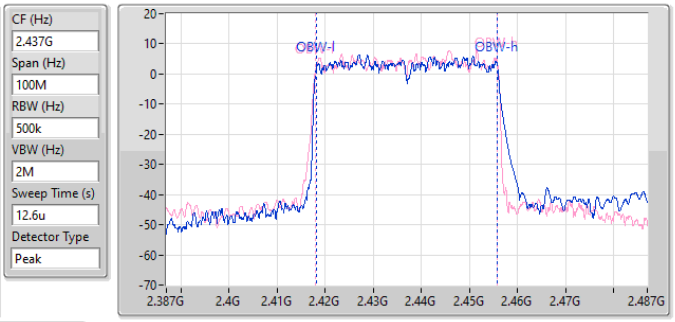

6dB(Hz)	Fl-6dB(Hz)	Fh-6dB(Hz)	OBW(Hz)	Fl-OBW(Hz)	Fh-OBW(Hz)	Limit(Hz)	Port
37.45M	2.4184G	2.45585G	37.749M	2.418146G	2.455894G	500k	1
37.55M	2.41825G	2.4558G	37.818M	2.418063G	2.455881G	500k	2

2.4-2.4835GHz_802.11be EHT40_Nss1,(MCS0)_2TX **EBW**

2452MHz

08/11/2024

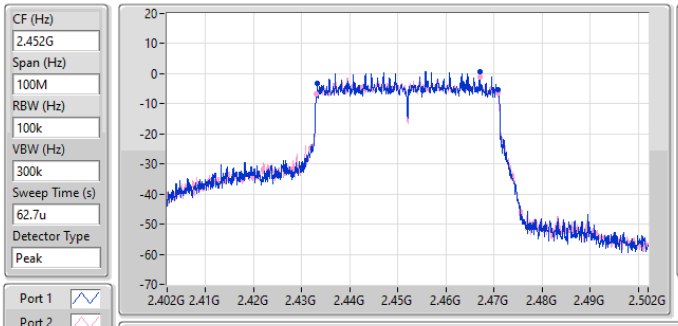

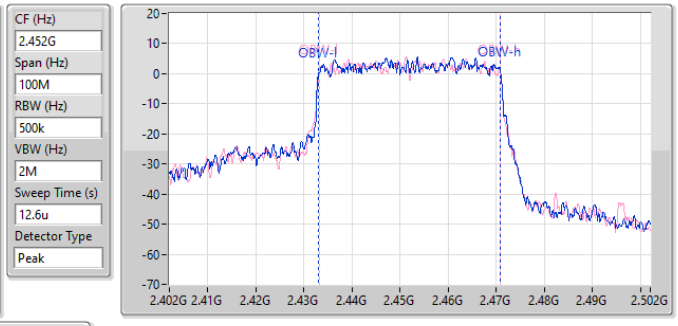

6dB(Hz)	Fl-6dB(Hz)	Fh-6dB(Hz)	OBW(Hz)	Fl-OBW(Hz)	Fh-OBW(Hz)	Limit(Hz)	Port
37.55M	2.4332G	2.47075G	37.798M	2.433028G	2.470826G	500k	1
37.85M	2.433G	2.47085G	37.708M	2.43314G	2.470847G	500k	2

Test Mode: Mode 3
Summary

Mode	Max-N dB (Hz)	Max-OBW (Hz)	ITU-Code	Min-N dB (Hz)	Min-OBW (Hz)
2.4-2.4835GHz	-	-	-	-	-
802.11b_Nss1,(1Mbps)_4TX	7.525M	10.325M	10M3G1D	6.1M	10.229M
802.11g_Nss1,(6Mbps)_4TX	16.525M	17.227M	17M2D1D	15.65M	16.417M
802.11be EHT20_Nss1,(MCS0)_4TX	19.175M	19.254M	19M3D1D	15.15M	18.983M
802.11be EHT40_Nss1,(MCS0)_4TX	38.15M	38.022M	38M0D1D	34.25M	37.608M

Max-N dB = Maximum 6dB down bandwidth; Max-OBW = Maximum 99% occupied bandwidth;
Min-N dB = Minimum 6dB down bandwidth; Min-OBW = Minimum 99% occupied bandwidth

Result

Mode	Result	Limit (Hz)	Port 1-N dB (Hz)	Port 1-OBW (Hz)	Port 2-N dB (Hz)	Port 2-OBW (Hz)	Port 3-N dB (Hz)	Port 3-OBW (Hz)	Port 4-N dB (Hz)	Port 4-OBW (Hz)
802.11b_Nss1,(1Mbps)_4TX	-	-	-	-	-	-	-	-	-	-
2412MHz	Pass	500k	7.425M	10.312M	7.125M	10.325M	7.075M	10.281M	6.6M	10.253M
2437MHz	Pass	500k	6.65M	10.305M	7.05M	10.27M	7.525M	10.281M	7.075M	10.288M
2462MHz	Pass	500k	6.1M	10.229M	7.1M	10.284M	6.1M	10.252M	7.05M	10.274M
802.11g_Nss1,(6Mbps)_4TX	-	-	-	-	-	-	-	-	-	-
2412MHz	Pass	500k	15.725M	16.773M	16.3M	16.752M	16.075M	16.507M	15.65M	16.64M
2437MHz	Pass	500k	16.375M	16.681M	16.3M	16.417M	16.075M	16.636M	16.3M	16.522M
2462MHz	Pass	500k	16.475M	16.516M	16.45M	16.824M	16.525M	16.715M	15.95M	17.227M
802.11be EHT20_Nss1,(MCS0)_4TX	-	-	-	-	-	-	-	-	-	-
2412MHz	Pass	500k	18.9M	19.02M	16.6M	19.055M	18.875M	19.015M	15.15M	19.022M
2437MHz	Pass	500k	18.85M	18.983M	19.175M	19.254M	17.65M	19.006M	19M	19.071M
2462MHz	Pass	500k	19M	19.058M	17.65M	19.158M	19.075M	18.983M	18.275M	19.07M
802.11be EHT40_Nss1,(MCS0)_4TX	-	-	-	-	-	-	-	-	-	-
2422MHz	Pass	500k	37.45M	38.022M	34.25M	37.855M	38.05M	37.875M	36.9M	37.841M
2437MHz	Pass	500k	38.1M	37.608M	38.1M	37.788M	38.15M	37.699M	38.1M	37.729M
2452MHz	Pass	500k	36.8M	37.739M	38.05M	37.843M	37.3M	37.612M	36.35M	37.81M

Port X-N dB = Port X 6dB down bandwidth;
Port X-OBW = Port X 99% occupied bandwidth

2.4-2.4835GHz_802.11b_Nss1,(1Mbps)_4TX **EBW**

2412MHz

08/11/2024

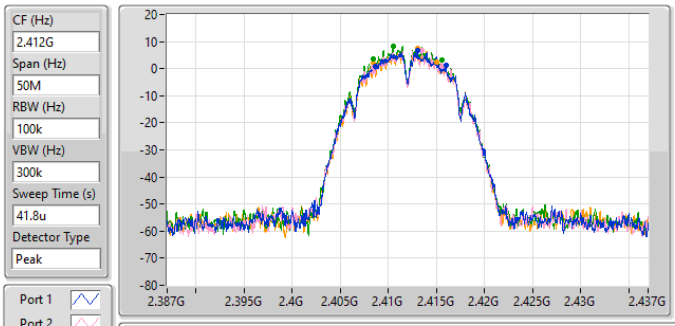

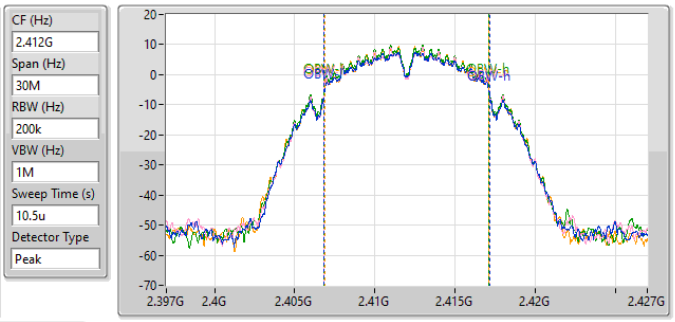

6dB(Hz)	Fl-6dB(Hz)	Fh-6dB(Hz)	OBW(Hz)	Fl-OBW(Hz)	Fh-OBW(Hz)	Limit(Hz)	Port
7.425M	2.4086G	2.416025G	10.312M	2.406846G	2.417158G	500k	1
7.125M	2.408425G	2.41555G	10.325M	2.406852G	2.417177G	500k	2
7.075M	2.40845G	2.415525G	10.281M	2.406853G	2.417134G	500k	3
6.6M	2.40845G	2.41505G	10.253M	2.406876G	2.417129G	500k	4

2.4-2.4835GHz_802.11b_Nss1,(1Mbps)_4TX **EBW**

2437MHz

08/11/2024

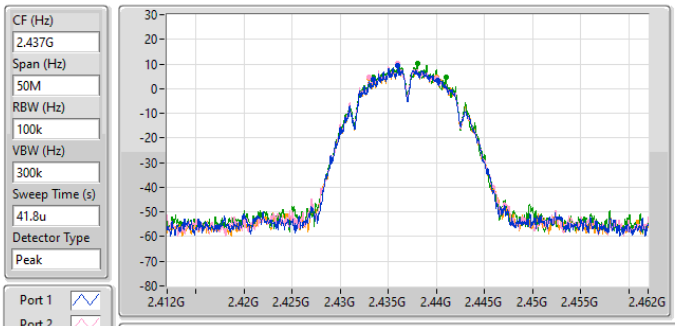

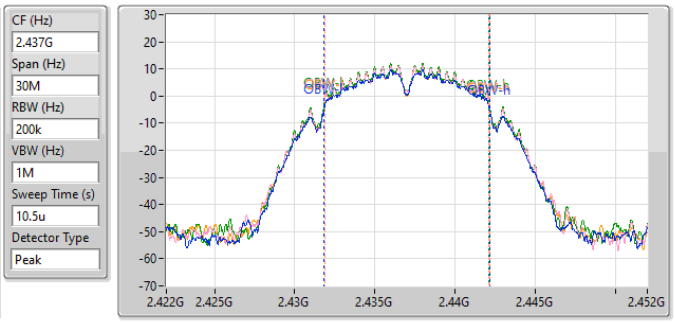

6dB(Hz)	Fl-6dB(Hz)	Fh-6dB(Hz)	OBW(Hz)	Fl-OBW(Hz)	Fh-OBW(Hz)	Limit(Hz)	Port
6.65M	2.43345G	2.4401G	10.305M	2.431847G	2.442153G	500k	1
7.05M	2.432975G	2.440025G	10.27M	2.431872G	2.442143G	500k	2
7.525M	2.433475G	2.441G	10.281M	2.431856G	2.442138G	500k	3
7.075M	2.432975G	2.44005G	10.288M	2.431862G	2.44215G	500k	4

2.4-2.4835GHz_802.11b_Nss1,(1Mbps)_4TX **EBW**

2462MHz

08/11/2024

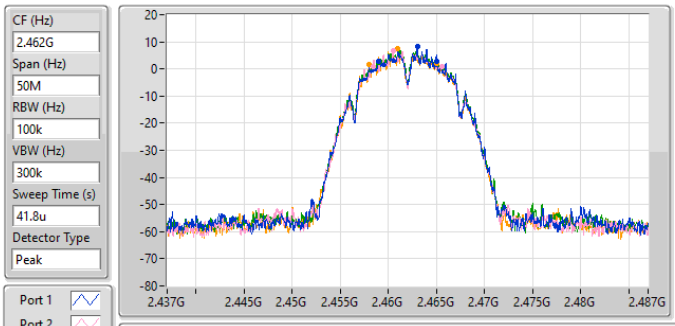

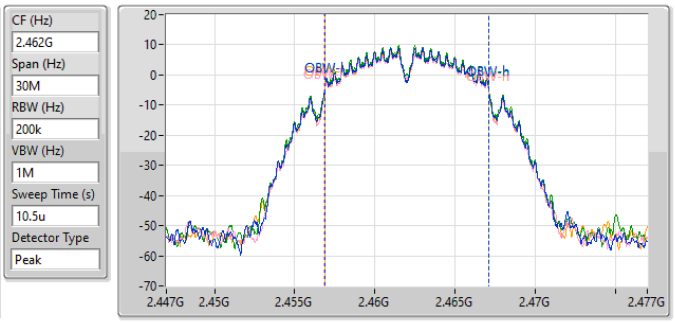

6dB(Hz)	Fl-6dB(Hz)	Fh-6dB(Hz)	OBW(Hz)	Fl-OBW(Hz)	Fh-OBW(Hz)	Limit(Hz)	Port
6.1M	2.45895G	2.46505G	10.229M	2.456884G	2.467113G	500k	1
7.1M	2.458425G	2.465525G	10.284M	2.456857G	2.467141G	500k	2
6.1M	2.45895G	2.46505G	10.252M	2.45687G	2.467122G	500k	3
7.05M	2.457975G	2.465025G	10.274M	2.456868G	2.467142G	500k	4

2.4-2.4835GHz_802.11g_Nss1,(6Mbps)_4TX **EBW**

2412MHz

08/11/2024

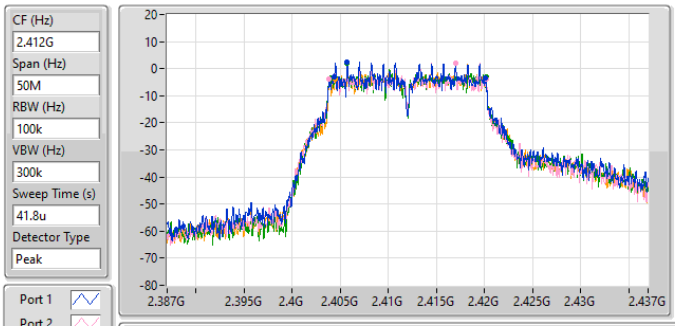

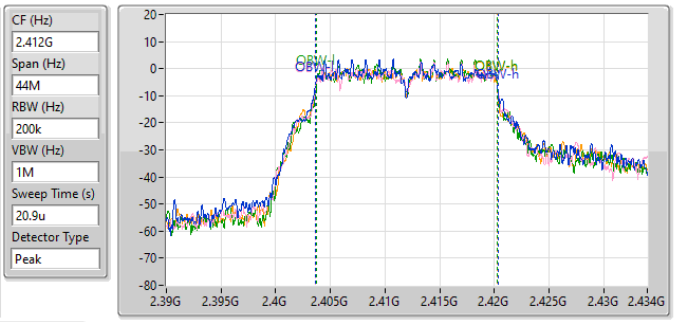

6dB(Hz)	Fl-6dB(Hz)	Fh-6dB(Hz)	OBW(Hz)	Fl-OBW(Hz)	Fh-OBW(Hz)	Limit(Hz)	Port
15.725M	2.4044G	2.420125G	16.773M	2.403599G	2.420372G	500k	1
16.3M	2.40385G	2.42015G	16.752M	2.403644G	2.420396G	500k	2
16.075M	2.404075G	2.42015G	16.507M	2.403752G	2.42026G	500k	3
15.65M	2.4045G	2.42015G	16.64M	2.40364G	2.42028G	500k	4

2.4-2.4835GHz_802.11g_Nss1,(6Mbps)_4TX **EBW**

2437MHz

08/11/2024

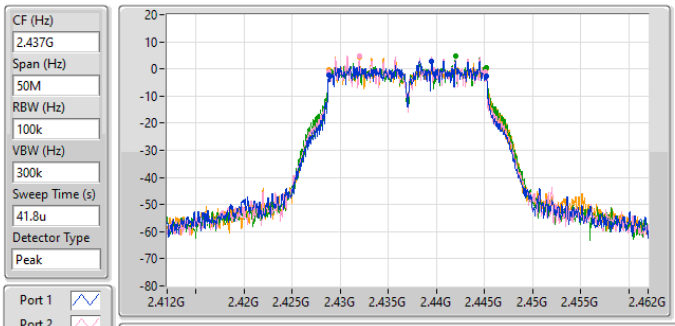

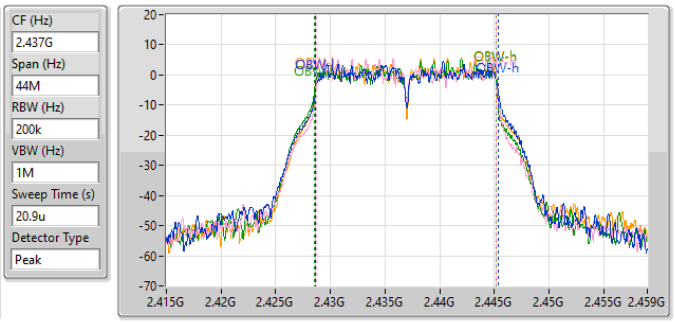

6dB(Hz)	Fl-6dB(Hz)	Fh-6dB(Hz)	OBW(Hz)	Fl-OBW(Hz)	Fh-OBW(Hz)	Limit(Hz)	Port
16.375M	2.4288G	2.445175G	16.681M	2.428656G	2.445337G	500k	1
16.3M	2.428825G	2.445125G	16.417M	2.428765G	2.445182G	500k	2
16.075M	2.429075G	2.44515G	16.636M	2.428556G	2.445191G	500k	3
16.3M	2.42885G	2.44515G	16.522M	2.428682G	2.445204G	500k	4

2.4-2.4835GHz_802.11g_Nss1,(6Mbps)_4TX **EBW**

2462MHz

08/11/2024

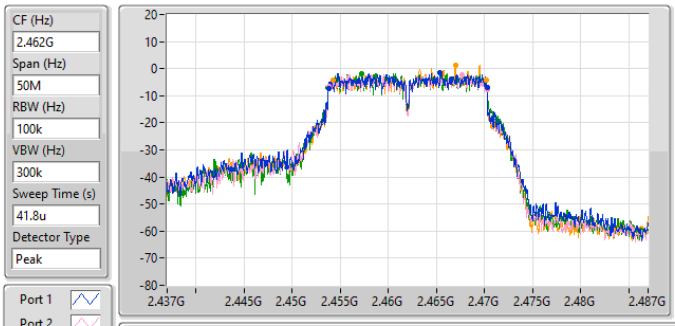

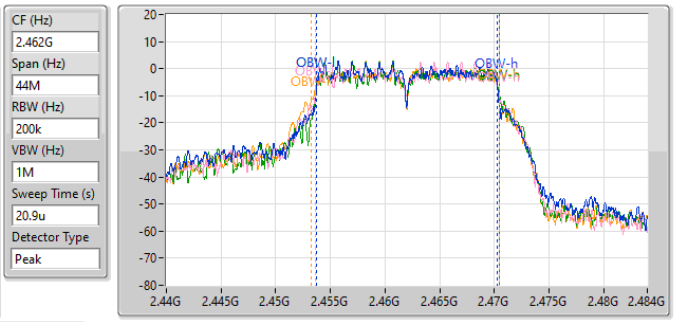

6dB(Hz)	Fl-6dB(Hz)	Fh-6dB(Hz)	OBW(Hz)	Fl-OBW(Hz)	Fh-OBW(Hz)	Limit(Hz)	Port
16.475M	2.453775G	2.47025G	16.516M	2.453762G	2.470279G	500k	1
16.45M	2.4538G	2.47025G	16.824M	2.45365G	2.470474G	500k	2
16.525M	2.45375G	2.470275G	16.715M	2.453767G	2.470481G	500k	3
15.95M	2.4542G	2.47015G	17.227M	2.453207G	2.470434G	500k	4

2.4-2.4835GHz_802.11be EHT20_Nss1,(MCS0)_4TX **EBW**

2412MHz

08/11/2024

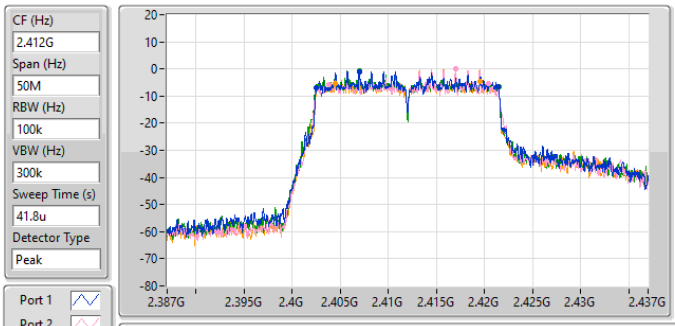

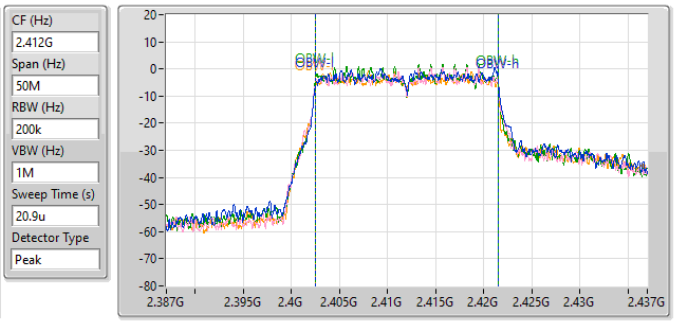

6dB(Hz)	Fl-6dB(Hz)	Fh-6dB(Hz)	OBW(Hz)	Fl-OBW(Hz)	Fh-OBW(Hz)	Limit(Hz)	Port
18.9M	2.402525G	2.421425G	19.02M	2.402529G	2.421548G	500k	1
16.6M	2.403825G	2.420425G	19.055M	2.402478G	2.421533G	500k	2
18.875M	2.4026G	2.421475G	19.015M	2.402487G	2.421502G	500k	3
15.15M	2.404425G	2.419575G	19.022M	2.402466G	2.421489G	500k	4

2.4-2.4835GHz_802.11be EHT20_Nss1,(MCS0)_4TX **EBW**

2437MHz

08/11/2024

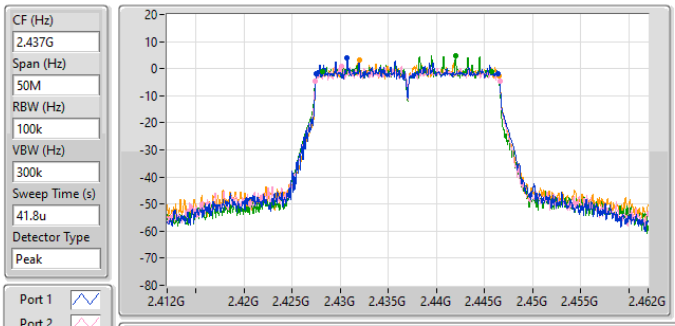

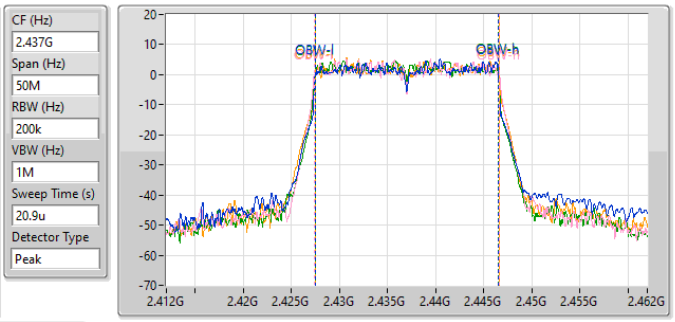

6dB(Hz)	Fl-6dB(Hz)	Fh-6dB(Hz)	OBW(Hz)	Fl-OBW(Hz)	Fh-OBW(Hz)	Limit(Hz)	Port
18.85M	2.427525G	2.446375G	18.983M	2.427503G	2.446487G	500k	1
19.175M	2.4274G	2.446575G	19.254M	2.427378G	2.446633G	500k	2
17.65M	2.428125G	2.445775G	19.006M	2.427475G	2.446481G	500k	3
19M	2.4275G	2.4465G	19.071M	2.427493G	2.446564G	500k	4

2.4-2.4835GHz_802.11be EHT20_Nss1,(MCS0)_4TX **EBW**

2462MHz

08/11/2024

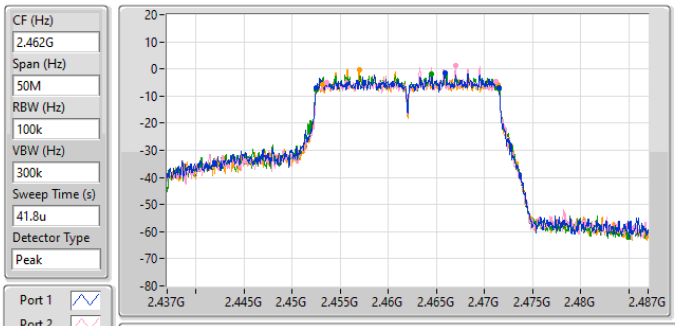

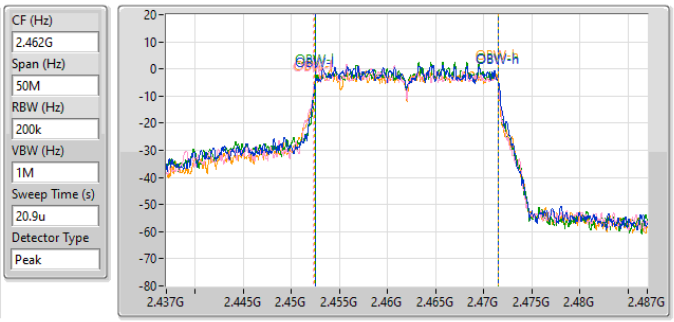

6dB(Hz)	Fl-6dB(Hz)	Fh-6dB(Hz)	OBW(Hz)	Fl-OBW(Hz)	Fh-OBW(Hz)	Limit(Hz)	Port
19M	2.4525G	2.4715G	19.058M	2.452456G	2.471514G	500k	1
17.65M	2.453575G	2.471225G	19.158M	2.452328G	2.471486G	500k	2
19.075M	2.452475G	2.47155G	18.983M	2.452497G	2.47148G	500k	3
18.275M	2.453175G	2.47145G	19.07M	2.452437G	2.471507G	500k	4

2.4-2.4835GHz_802.11be EHT40_Nss1,(MCS0)_4TX **EBW**

2422MHz

08/11/2024

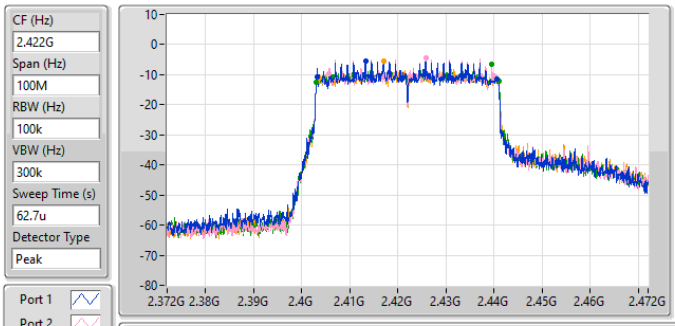

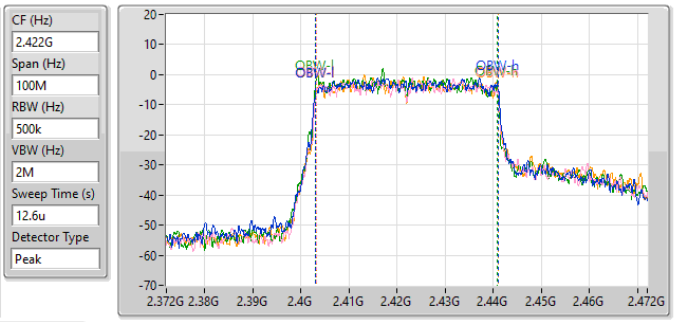

6dB(Hz)	Fl-6dB(Hz)	Fh-6dB(Hz)	OBW(Hz)	Fl-OBW(Hz)	Fh-OBW(Hz)	Limit(Hz)	Port
37.45M	2.40315G	2.4406G	38.022M	2.403031G	2.441053G	500k	1
34.25M	2.40565G	2.4399G	37.855M	2.403138G	2.440993G	500k	2
38.05M	2.403G	2.44105G	37.875M	2.402965G	2.44084G	500k	3
36.9M	2.40355G	2.44045G	37.841M	2.403125G	2.440966G	500k	4

2.4-2.4835GHz_802.11be EHT40_Nss1,(MCS0)_4TX **EBW**

2437MHz

08/11/2024

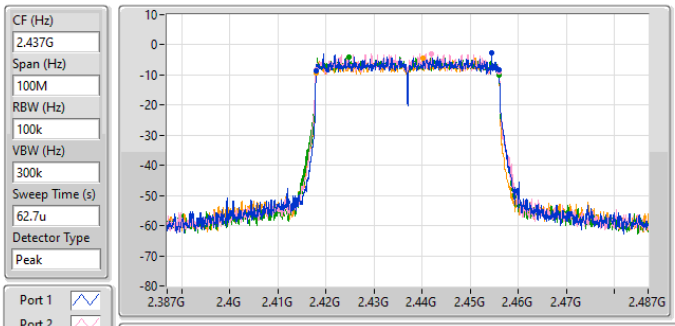

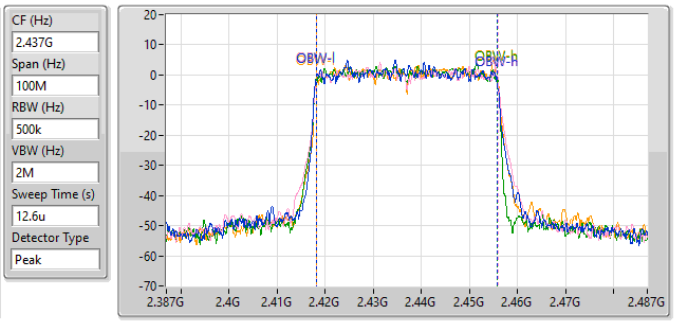

6dB(Hz)	Fl-6dB(Hz)	Fh-6dB(Hz)	OBW(Hz)	Fl-OBW(Hz)	Fh-OBW(Hz)	Limit(Hz)	Port
38.1M	2.41795G	2.45605G	37.608M	2.418122G	2.45573G	500k	1
38.1M	2.4179G	2.456G	37.788M	2.418142G	2.45593G	500k	2
38.15M	2.4179G	2.45605G	37.699M	2.418144G	2.455842G	500k	3
38.1M	2.41795G	2.45605G	37.729M	2.418167G	2.455896G	500k	4

2.4-2.4835GHz_802.11be EHT40_Nss1,(MCS0)_4TX **EBW**

2452MHz

08/11/2024

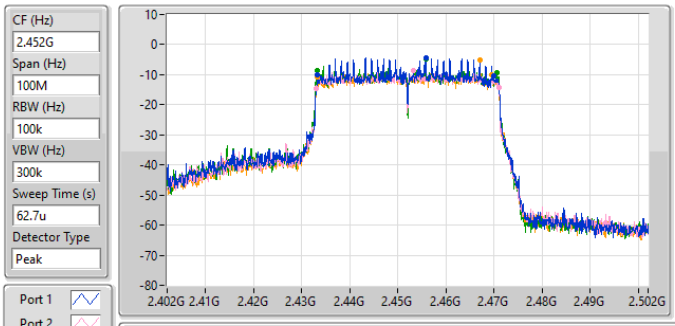

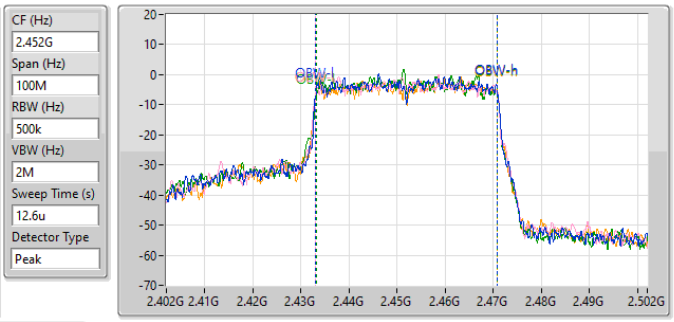

6dB(Hz)	Fl-6dB(Hz)	Fh-6dB(Hz)	OBW(Hz)	Fl-OBW(Hz)	Fh-OBW(Hz)	Limit(Hz)	Port
36.8M	2.43315G	2.46995G	37.739M	2.433094G	2.470833G	500k	1
38.05M	2.43295G	2.471G	37.843M	2.433033G	2.470876G	500k	2
37.3M	2.4332G	2.4705G	37.612M	2.433193G	2.470805G	500k	3
36.35M	2.43315G	2.4695G	37.81M	2.433074G	2.470884G	500k	4

Test Mode: Mode 4
Summary

Mode	Max-N dB (Hz)	Max-OBW (Hz)	ITU-Code	Min-N dB (Hz)	Min-OBW (Hz)
2.4-2.4835GHz	-	-	-	-	-
802.11b_Nss1,(1Mbps)_2TX	7.7M	10.307M	10M3G1D	6.625M	10.184M
802.11g_Nss1,(6Mbps)_2TX	16.475M	16.797M	16M8D1D	16.1M	16.397M
802.11be EHT20_Nss1,(MCS0)_2TX	19.125M	19.107M	19M1D1D	17.675M	18.981M
802.11be EHT40_Nss1,(MCS0)_2TX	37.85M	37.855M	37M9D1D	35.15M	37.679M

Max-N dB = Maximum 6dB down bandwidth; Max-OBW = Maximum 99% occupied bandwidth;
Min-N dB = Minimum 6dB down bandwidth; Min-OBW = Minimum 99% occupied bandwidth

Result

Mode	Result	Limit (Hz)	Port 1-N dB (Hz)	Port 1-OBW (Hz)	Port 2-N dB (Hz)	Port 2-OBW (Hz)
802.11b_Nss1,(1Mbps)_2TX	-	-	-	-	-	-
2412MHz	Pass	500k	7.7M	10.204M	7.125M	10.184M
2437MHz	Pass	500k	7.525M	10.307M	7.575M	10.29M
2462MHz	Pass	500k	6.625M	10.197M	6.65M	10.191M
802.11g_Nss1,(6Mbps)_2TX	-	-	-	-	-	-
2412MHz	Pass	500k	16.45M	16.668M	16.425M	16.397M
2437MHz	Pass	500k	16.475M	16.532M	16.3M	16.559M
2462MHz	Pass	500k	16.425M	16.797M	16.1M	16.711M
802.11be EHT20_Nss1,(MCS0)_2TX	-	-	-	-	-	-
2412MHz	Pass	500k	18.975M	19.048M	17.675M	19.107M
2437MHz	Pass	500k	19.05M	19.028M	18.95M	19.091M
2462MHz	Pass	500k	18.2M	19.066M	19.125M	18.981M
802.11be EHT40_Nss1,(MCS0)_2TX	-	-	-	-	-	-
2422MHz	Pass	500k	37.75M	37.679M	37.75M	37.855M
2437MHz	Pass	500k	37.4M	37.743M	37.7M	37.735M
2452MHz	Pass	500k	37.85M	37.845M	35.15M	37.822M

Port X-N dB = Port X 6dB down bandwidth;
Port X-OBW = Port X 99% occupied bandwidth

2.4-2.4835GHz_802.11b_Nss1,(1Mbps)_2TX **EBW**

2412MHz

08/11/2024

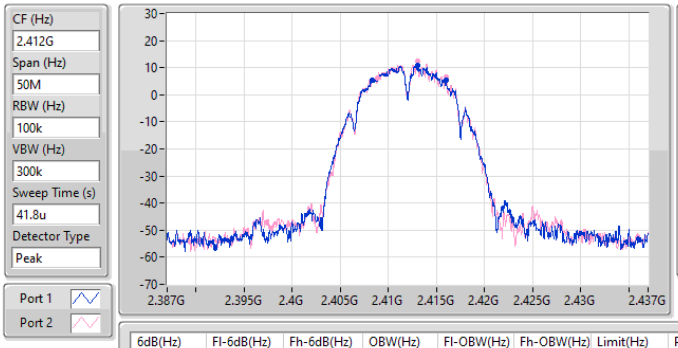

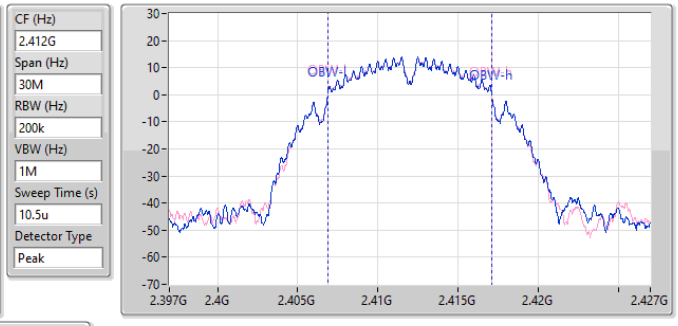

6dB(Hz)	Fl-6dB(Hz)	Fh-6dB(Hz)	OBW(Hz)	Fl-OBW(Hz)	Fh-OBW(Hz)	Limit(Hz)	Port
7.7M	2.4083G	2.416G	10.204M	2.406904G	2.417108G	500k	1
7.125M	2.408875G	2.416G	10.184M	2.406911G	2.417095G	500k	2

2.4-2.4835GHz_802.11b_Nss1,(1Mbps)_2TX **EBW**

2437MHz

08/11/2024

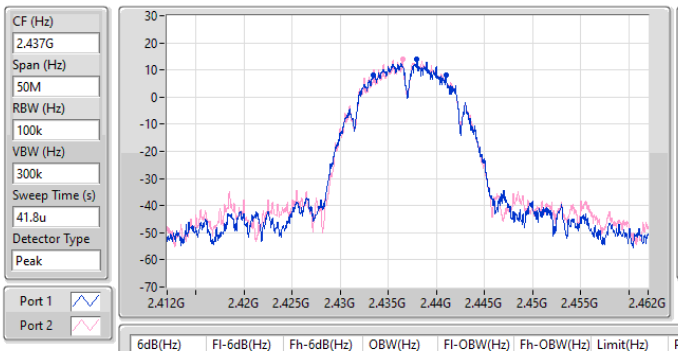

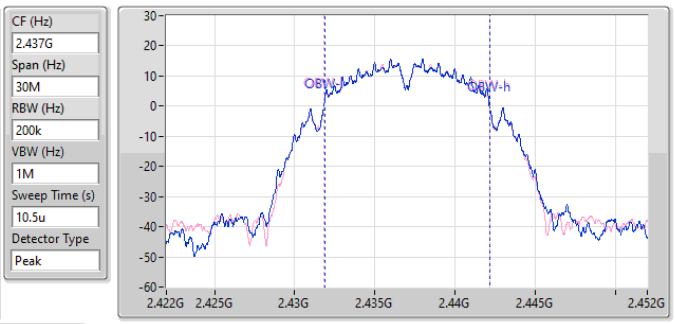

6dB(Hz)	Fl-6dB(Hz)	Fh-6dB(Hz)	OBW(Hz)	Fl-OBW(Hz)	Fh-OBW(Hz)	Limit(Hz)	Port
7.525M	2.433475G	2.441G	10.307M	2.431862G	2.442169G	500k	1
7.575M	2.433425G	2.441G	10.29M	2.431855G	2.442145G	500k	2

2.4-2.4835GHz_802.11b_Nss1,(1Mbps)_2TX **EBW**

2462MHz

08/11/2024

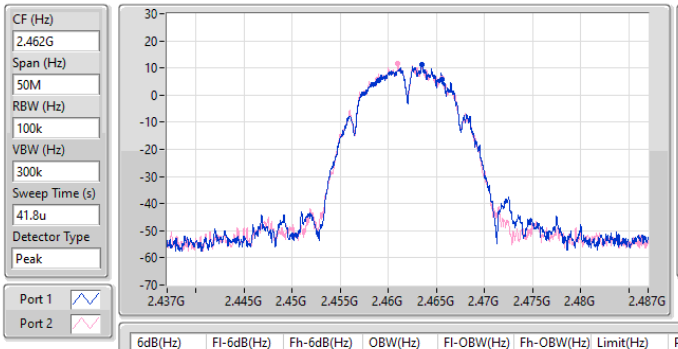

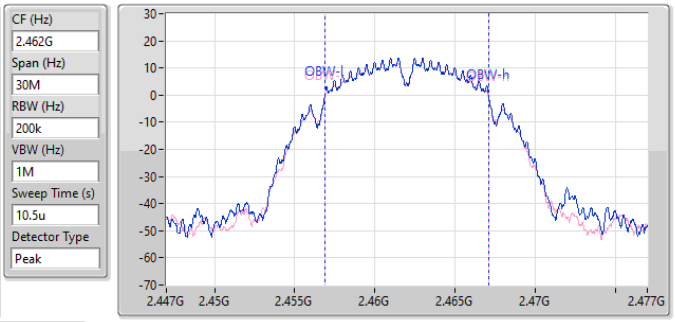

6dB(Hz)	Fl-6dB(Hz)	Fh-6dB(Hz)	OBW(Hz)	Fl-OBW(Hz)	Fh-OBW(Hz)	Limit(Hz)	Port
6.625M	2.458925G	2.46555G	10.197M	2.456904G	2.467102G	500k	1
6.65M	2.458875G	2.465525G	10.191M	2.456904G	2.467095G	500k	2

2.4-2.4835GHz_802.11g_Nss1,(6Mbps)_2TX **EBW**

2412MHz

08/11/2024

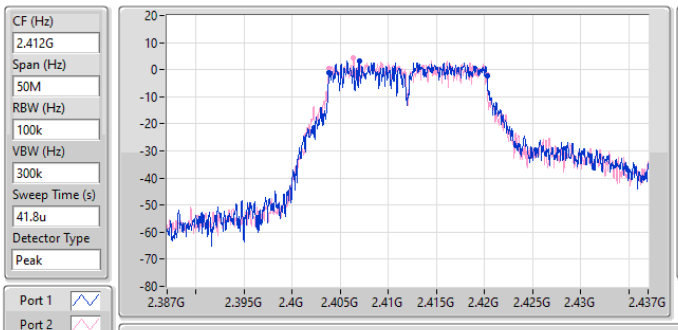

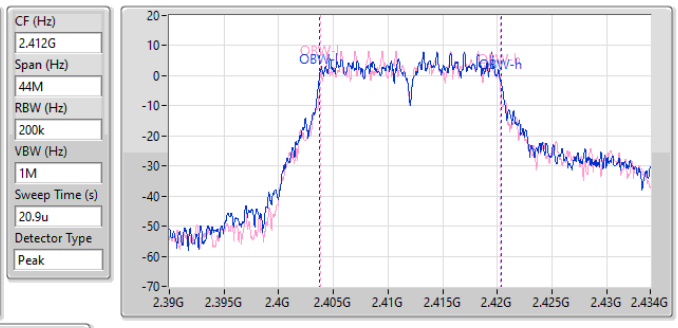

6dB(Hz)	Fl-6dB(Hz)	Fh-6dB(Hz)	OBW(Hz)	Fl-OBW(Hz)	Fh-OBW(Hz)	Limit(Hz)	Port
16.45M	2.4038G	2.42025G	16.668M	2.403737G	2.420404G	500k	1
16.425M	2.403825G	2.42025G	16.397M	2.403839G	2.420236G	500k	2

2.4-2.4835GHz_802.11g_Nss1,(6Mbps)_2TX **EBW**

2437MHz

08/11/2024

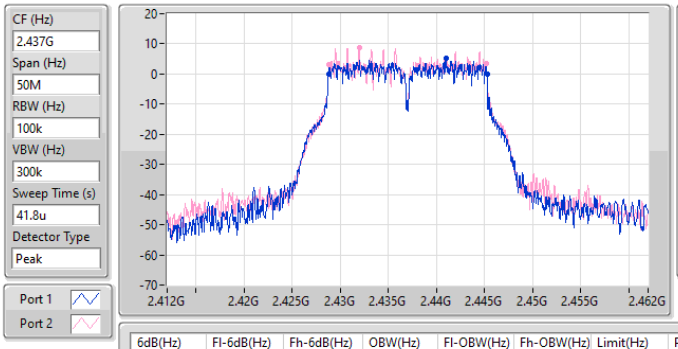

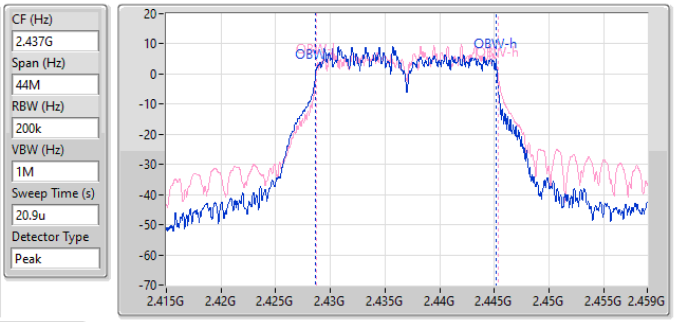

6dB(Hz)	Fl-6dB(Hz)	Fh-6dB(Hz)	OBW(Hz)	Fl-OBW(Hz)	Fh-OBW(Hz)	Limit(Hz)	Port
16.475M	2.428775G	2.44525G	16.532M	2.428649G	2.445182G	500k	1
16.3M	2.42885G	2.44515G	16.559M	2.428773G	2.445332G	500k	2

2.4-2.4835GHz_802.11g_Nss1,(6Mbps)_2TX **EBW**

2462MHz

08/11/2024

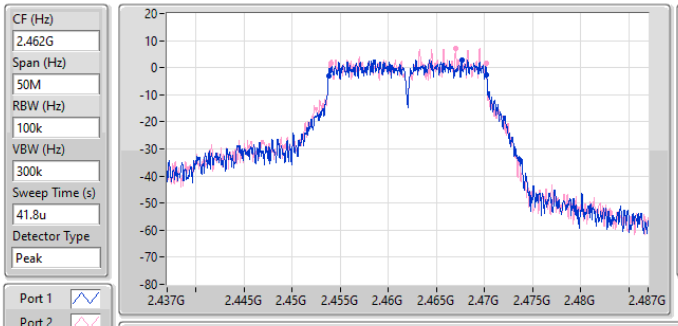

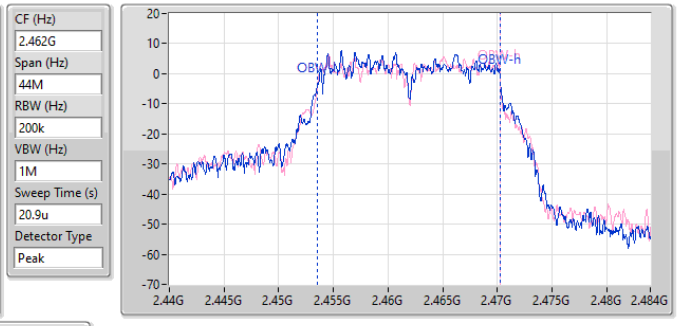

6dB(Hz)	Fl-6dB(Hz)	Fh-6dB(Hz)	OBW(Hz)	Fl-OBW(Hz)	Fh-OBW(Hz)	Limit(Hz)	Port
16.425M	2.453775G	2.4702G	16.797M	2.453501G	2.470298G	500k	1
16.1M	2.45405G	2.47015G	16.711M	2.45353G	2.470241G	500k	2

2.4-2.4835GHz_802.11be EHT20_Nss1,(MCS0)_2TX **EBW**

2412MHz

08/11/2024

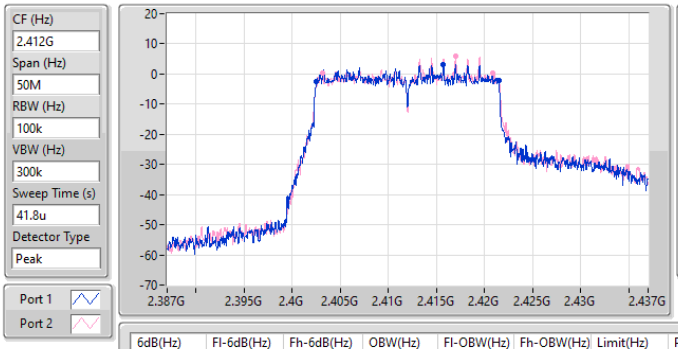

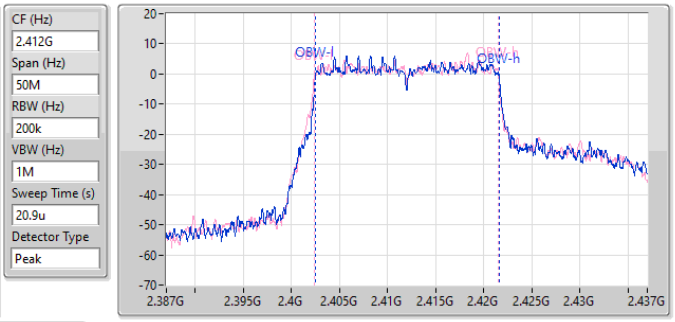

6dB(Hz)	Fl-6dB(Hz)	Fh-6dB(Hz)	OBW(Hz)	Fl-OBW(Hz)	Fh-OBW(Hz)	Limit(Hz)	Port
18.975M	2.4025G	2.421475G	19.048M	2.402536G	2.421585G	500k	1
17.675M	2.4032G	2.420875G	19.107M	2.40241G	2.421517G	500k	2

2.4-2.4835GHz_802.11be EHT20_Nss1,(MCS0)_2TX **EBW**

2437MHz

08/11/2024

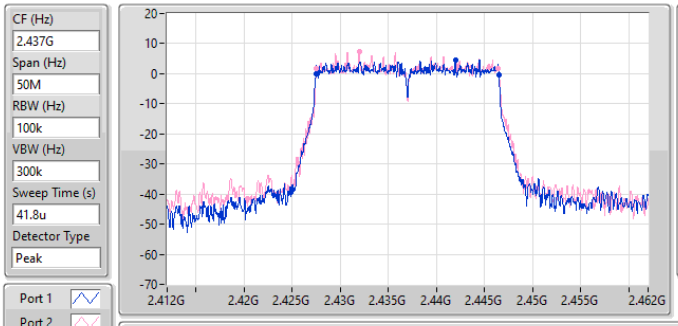

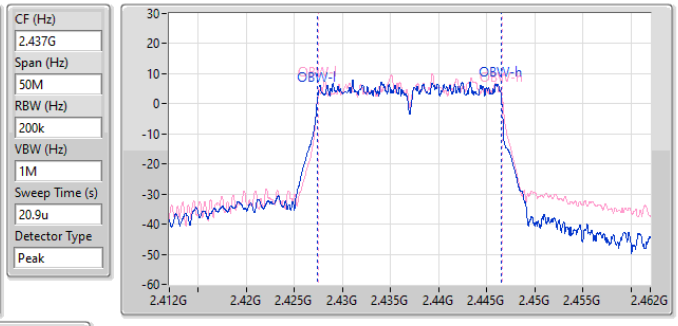

6dB(Hz)	Fl-6dB(Hz)	Fh-6dB(Hz)	OBW(Hz)	Fl-OBW(Hz)	Fh-OBW(Hz)	Limit(Hz)	Port
19.05M	2.42745G	2.4465G	19.028M	2.427431G	2.446459G	500k	1
18.95M	2.4275G	2.44645G	19.091M	2.427471G	2.446562G	500k	2

2.4-2.4835GHz_802.11be EHT20_Nss1,(MCS0)_2TX **EBW**

2462MHz

08/11/2024

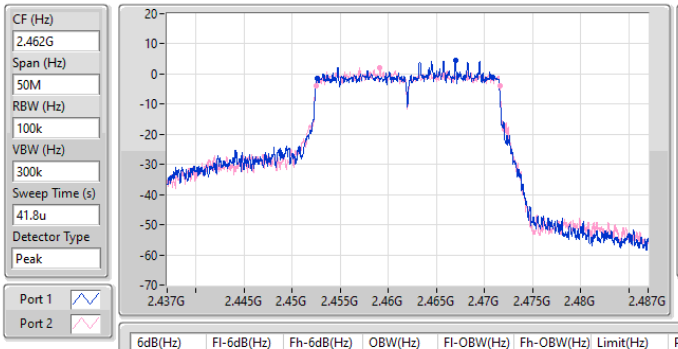

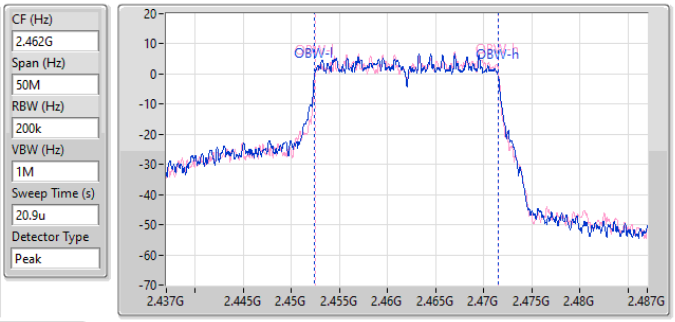

6dB(Hz)	Fl-6dB(Hz)	Fh-6dB(Hz)	OBW(Hz)	Fl-OBW(Hz)	Fh-OBW(Hz)	Limit(Hz)	Port
18.2M	2.45265G	2.47085G	19.066M	2.4524G	2.471466G	500k	1
19.125M	2.45245G	2.471575G	18.981M	2.452506G	2.471487G	500k	2

2.4-2.4835GHz_802.11be EHT40_Nss1,(MCS0)_2TX **EBW**

2422MHz

08/11/2024

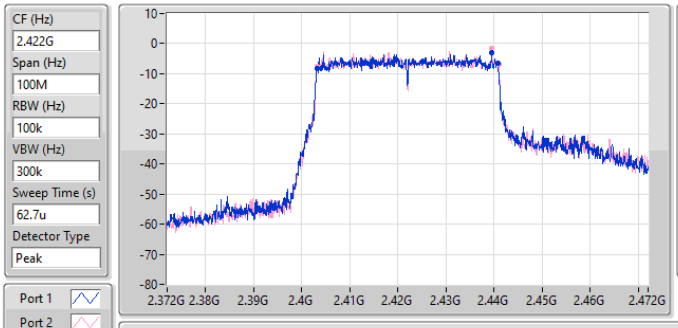

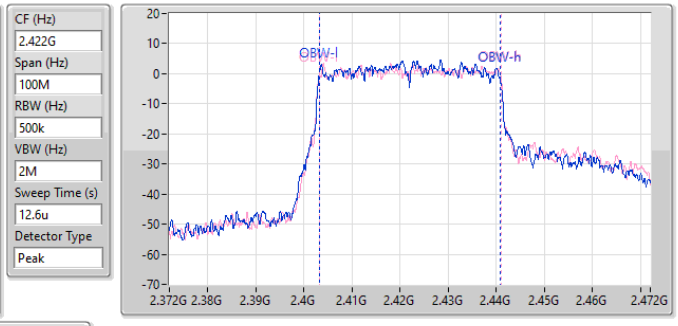

6dB(Hz)	Fl-6dB(Hz)	Fh-6dB(Hz)	OBW(Hz)	Fl-OBW(Hz)	Fh-OBW(Hz)	Limit(Hz)	Port
37.75M	2.4031G	2.44085G	37.679M	2.403145G	2.440824G	500k	1
37.75M	2.4032G	2.44095G	37.855M	2.403119G	2.440974G	500k	2

2.4-2.4835GHz_802.11be EHT40_Nss1,(MCS0)_2TX **EBW**

2437MHz

08/11/2024

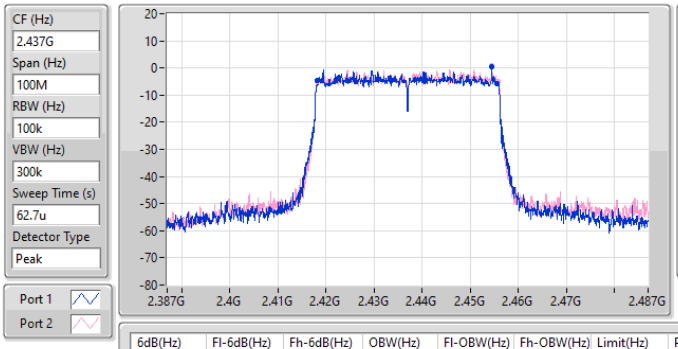

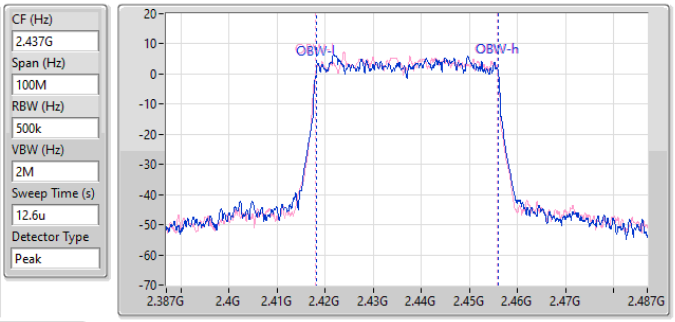

6dB(Hz)	Fl-6dB(Hz)	Fh-6dB(Hz)	OBW(Hz)	Fl-OBW(Hz)	Fh-OBW(Hz)	Limit(Hz)	Port
37.4M	2.4182G	2.4556G	37.743M	2.418174G	2.455917G	500k	1
37.7M	2.41815G	2.45585G	37.735M	2.418089G	2.455824G	500k	2

2.4-2.4835GHz_802.11be EHT40_Nss1,(MCS0)_2TX **EBW**

2452MHz

08/11/2024

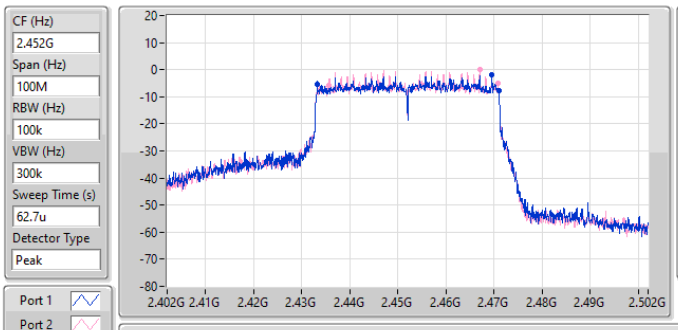

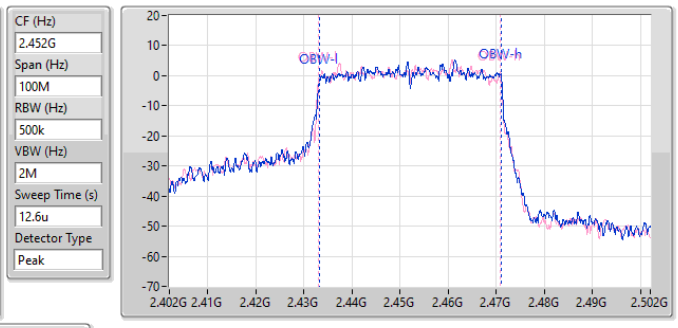

6dB(Hz)	Fl-6dB(Hz)	Fh-6dB(Hz)	OBW(Hz)	Fl-OBW(Hz)	Fh-OBW(Hz)	Limit(Hz)	Port
37.85M	2.43315G	2.471G	37.845M	2.433138G	2.470983G	500k	1
35.15M	2.43565G	2.4708G	37.822M	2.433049G	2.470871G	500k	2

Test Mode: Mode 5
Summary

Mode	Max-N dB	Max-OBW	ITU-Code	Min-N dB	Min-OBW
	(Hz)	(Hz)		(Hz)	(Hz)
2.4-2.4835GHz	-	-	-	-	-
802.11b_Nss1,(1Mbps)_4TX	7.8M	12.019M	12M0G1D	6.45M	10.107M
802.11g_Nss1,(6Mbps)_4TX	16.55M	16.698M	16M7D1D	15.9M	16.335M
802.11be EHT20_Nss1,(MCS0)_4TX	19.15M	19.11M	19M1D1D	17.8M	18.943M
802.11be EHT40_Nss1,(MCS0)_4TX	38.15M	37.925M	37M9D1D	36.2M	37.625M

Max-N dB = Maximum 6dB down bandwidth; Max-OBW = Maximum 99% occupied bandwidth;
Min-N dB = Minimum 6dB down bandwidth; Min-OBW = Minimum 99% occupied bandwidth

Result

Mode	Result	Limit	Port 1-N dB	Port 1-OBW	Port 2-N dB	Port 2-OBW	Port 3-N dB	Port 3-OBW	Port 4-N dB	Port 4-OBW
		(Hz)	(Hz)	(Hz)	(Hz)	(Hz)	(Hz)	(Hz)	(Hz)	(Hz)
802.11b_Nss1,(1Mbps)_4TX	-	-	-	-	-	-	-	-	-	-
2412MHz	Pass	500k	7.8M	10.262M	6.45M	10.191M	6.6M	10.267M	7.575M	10.234M
2437MHz	Pass	500k	7.075M	10.244M	6.725M	10.454M	7.6M	12.019M	7.275M	10.276M
2462MHz	Pass	500k	7.075M	10.153M	7.55M	10.222M	7.075M	10.107M	7.55M	10.265M
802.11g_Nss1,(6Mbps)_4TX	-	-	-	-	-	-	-	-	-	-
2412MHz	Pass	500k	16.55M	16.562M	16.35M	16.51M	16.525M	16.624M	16.325M	16.439M
2437MHz	Pass	500k	16.075M	16.671M	15.9M	16.688M	16.325M	16.652M	16.325M	16.698M
2462MHz	Pass	500k	16.35M	16.559M	16.05M	16.335M	16.325M	16.498M	16.325M	16.558M
802.11be EHT20_Nss1,(MCS0)_4TX	-	-	-	-	-	-	-	-	-	-
2412MHz	Pass	500k	17.95M	18.985M	18.425M	18.959M	18.975M	18.943M	19M	19.087M
2437MHz	Pass	500k	18.675M	18.989M	19.15M	19.11M	19.025M	18.944M	18.05M	19.059M
2462MHz	Pass	500k	19.05M	18.999M	18.45M	18.992M	18.825M	19.028M	17.8M	18.972M
802.11be EHT40_Nss1,(MCS0)_4TX	-	-	-	-	-	-	-	-	-	-
2422MHz	Pass	500k	37.75M	37.74M	36.7M	37.77M	37.9M	37.767M	36.75M	37.897M
2437MHz	Pass	500k	37.7M	37.656M	36.45M	37.625M	36.2M	37.685M	38.05M	37.626M
2452MHz	Pass	500k	37.65M	37.69M	38.15M	37.925M	37.9M	37.713M	37.95M	37.752M

Port X-N dB = Port X 6dB down bandwidth;
Port X-OBW = Port X 99% occupied bandwidth

2.4-2.4835GHz_802.11b_Nss1,(1Mbps)_4TX **EBW**

2412MHz

18/12/2024

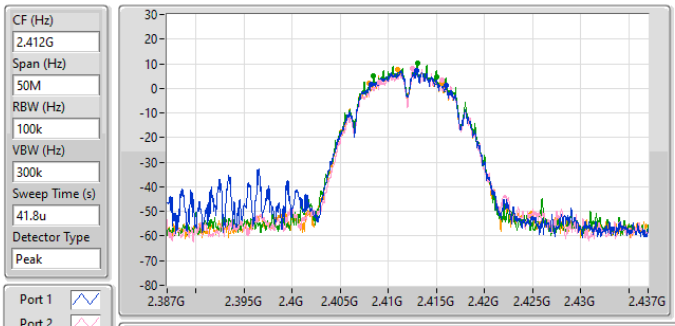

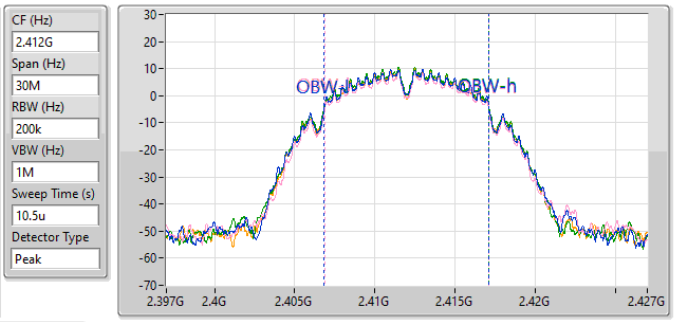

6dB(Hz)	Fl-6dB(Hz)	Fh-6dB(Hz)	OBW(Hz)	Fl-OBW(Hz)	Fh-OBW(Hz)	Limit(Hz)	Port
7.8M	2.408225G	2.416025G	10.262M	2.406855G	2.417118G	500k	1
6.45M	2.409075G	2.415525G	10.191M	2.406907G	2.417097G	500k	2
6.6M	2.40845G	2.41505G	10.267M	2.40685G	2.417117G	500k	3
7.575M	2.407975G	2.41555G	10.234M	2.406886G	2.41712G	500k	4

2.4-2.4835GHz_802.11b_Nss1,(1Mbps)_4TX **EBW**

2437MHz

18/12/2024

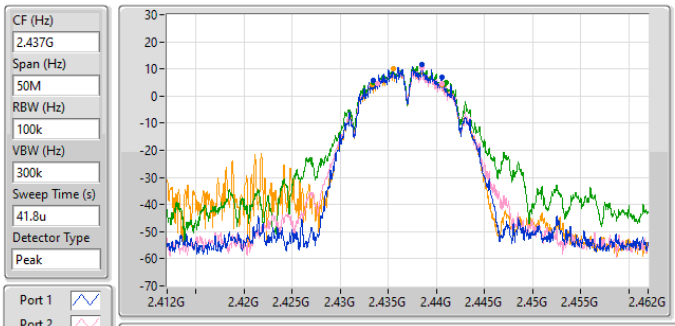

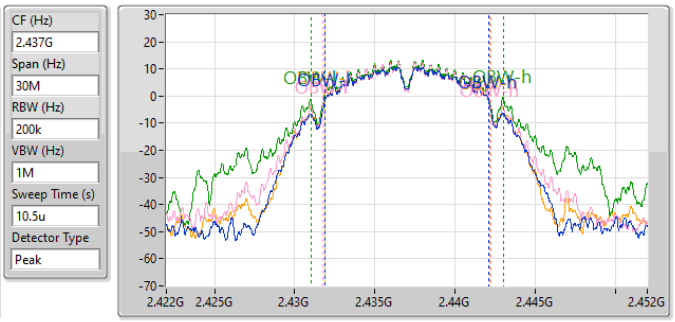

6dB(Hz)	Fl-6dB(Hz)	Fh-6dB(Hz)	OBW(Hz)	Fl-OBW(Hz)	Fh-OBW(Hz)	Limit(Hz)	Port
7.075M	2.43345G	2.440525G	10.244M	2.43188G	2.442125G	500k	1
6.725M	2.433825G	2.44055G	10.454M	2.431783G	2.442237G	500k	2
7.6M	2.433425G	2.441025G	12.019M	2.431002G	2.443021G	500k	3
7.275M	2.4333G	2.440575G	10.276M	2.431868G	2.442144G	500k	4

2.4-2.4835GHz_802.11b_Nss1,(1Mbps)_4TX **EBW**

2462MHz

18/12/2024

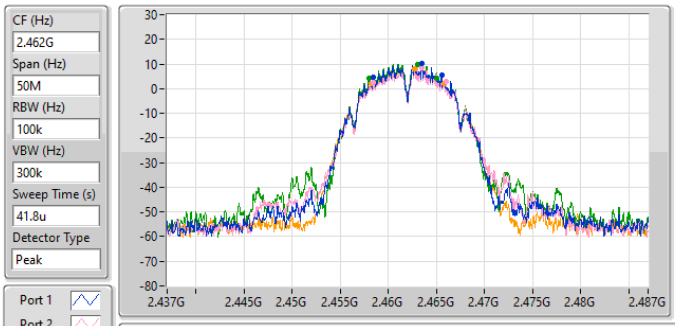

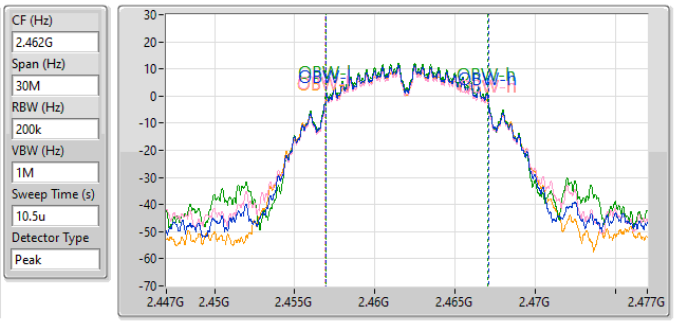

6dB(Hz)	Fl-6dB(Hz)	Fh-6dB(Hz)	OBW(Hz)	Fl-OBW(Hz)	Fh-OBW(Hz)	Limit(Hz)	Port
7.075M	2.45845G	2.465525G	10.153M	2.456926G	2.467078G	500k	1
7.55M	2.45845G	2.466G	10.222M	2.456893G	2.467115G	500k	2
7.075M	2.457975G	2.46505G	10.107M	2.456943G	2.46705G	500k	3
7.55M	2.458225G	2.465775G	10.265M	2.456869G	2.467134G	500k	4

2.4-2.4835GHz_802.11g_Nss1,(6Mbps)_4TX **EBW**

2412MHz

18/12/2024

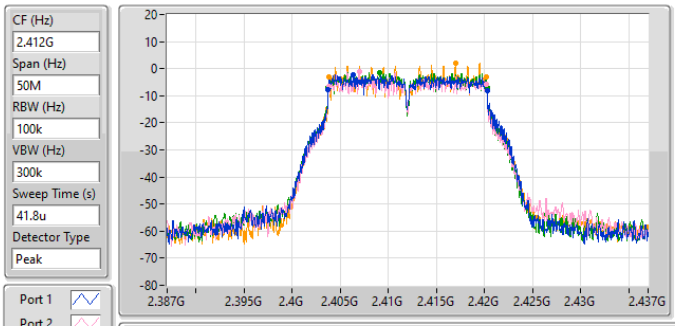

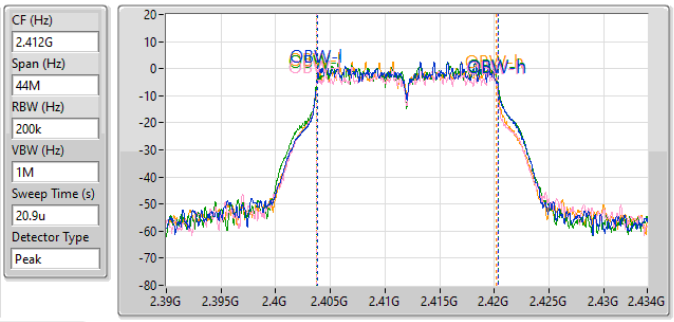

6dB(Hz)	Fl-6dB(Hz)	Fh-6dB(Hz)	OBW(Hz)	Fl-OBW(Hz)	Fh-OBW(Hz)	Limit(Hz)	Port
16.55M	2.40375G	2.4203G	16.562M	2.403789G	2.420351G	500k	1
16.35M	2.4038G	2.42015G	16.51M	2.403719G	2.420229G	500k	2
16.525M	2.40375G	2.420275G	16.624M	2.403762G	2.420386G	500k	3
16.325M	2.403825G	2.42015G	16.439M	2.403778G	2.420217G	500k	4

2.4-2.4835GHz_802.11g_Nss1,(6Mbps)_4TX **EBW**

2437MHz

18/12/2024

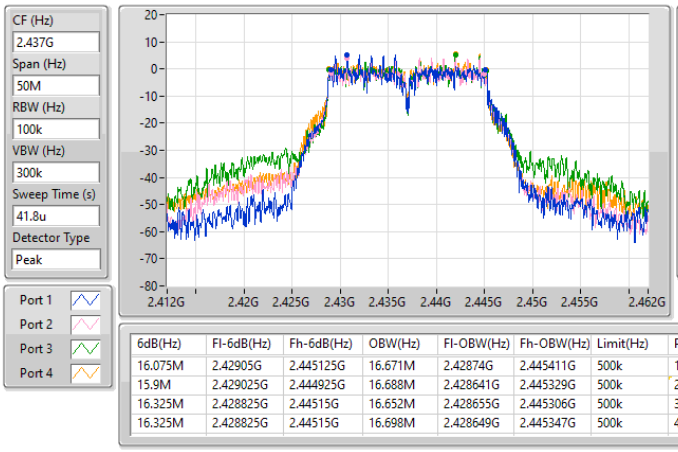

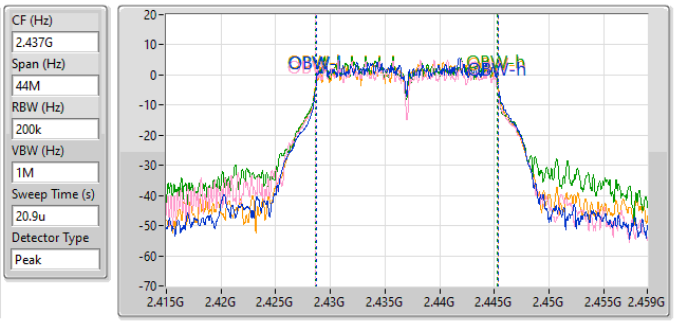

6dB(Hz)	Fl-6dB(Hz)	Fh-6dB(Hz)	OBW(Hz)	Fl-OBW(Hz)	Fh-OBW(Hz)	Limit(Hz)	Port
16.075M	2.42905G	2.445125G	16.671M	2.42874G	2.445411G	500k	1
15.9M	2.429025G	2.444925G	16.688M	2.428641G	2.445329G	500k	2
16.325M	2.428825G	2.44515G	16.652M	2.428655G	2.445306G	500k	3
16.325M	2.428825G	2.44515G	16.698M	2.428649G	2.445347G	500k	4

2.4-2.4835GHz_802.11g_Nss1,(6Mbps)_4TX **EBW**

2462MHz

18/12/2024

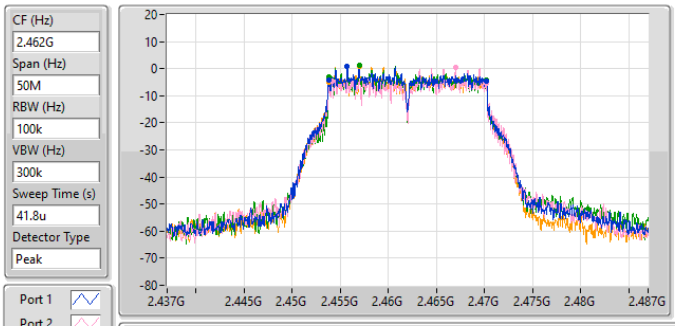

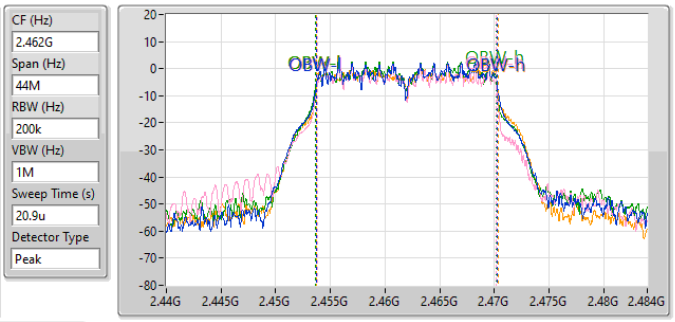

6dB(Hz)	Fl-6dB(Hz)	Fh-6dB(Hz)	OBW(Hz)	Fl-OBW(Hz)	Fh-OBW(Hz)	Limit(Hz)	Port
16.35M	2.453825G	2.470175G	16.559M	2.453708G	2.470267G	500k	1
16.05M	2.4541G	2.47015G	16.335M	2.453791G	2.470127G	500k	2
16.325M	2.453825G	2.47015G	16.498M	2.453675G	2.470173G	500k	3
16.325M	2.453825G	2.47015G	16.558M	2.453763G	2.470321G	500k	4

2.4-2.4835GHz_802.11be EHT20_Nss1,(MCS0)_4TX **EBW**

2412MHz

18/12/2024

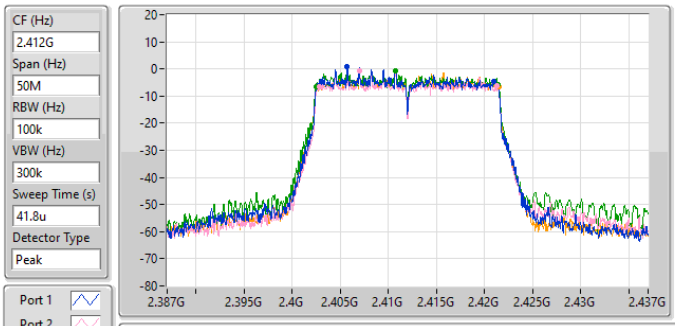

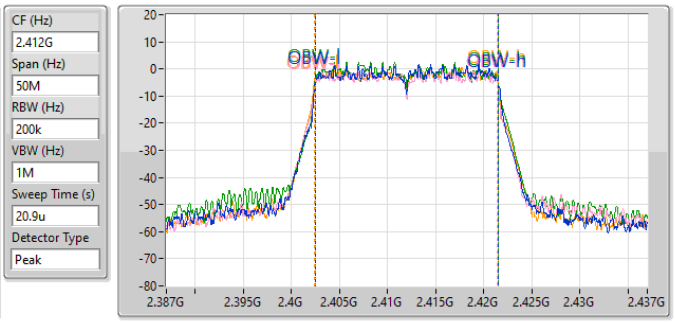

6dB(Hz)	Fl-6dB(Hz)	Fh-6dB(Hz)	OBW(Hz)	Fl-OBW(Hz)	Fh-OBW(Hz)	Limit(Hz)	Port
17.95M	2.40305G	2.421G	18.985M	2.402528G	2.421513G	500k	1
18.425M	2.402825G	2.42125G	18.959M	2.402485G	2.421445G	500k	2
18.975M	2.402475G	2.42145G	18.943M	2.402523G	2.421466G	500k	3
19M	2.4025G	2.4215G	19.087M	2.402403G	2.42149G	500k	4

2.4-2.4835GHz_802.11be EHT20_Nss1,(MCS0)_4TX **EBW**

2437MHz

18/12/2024

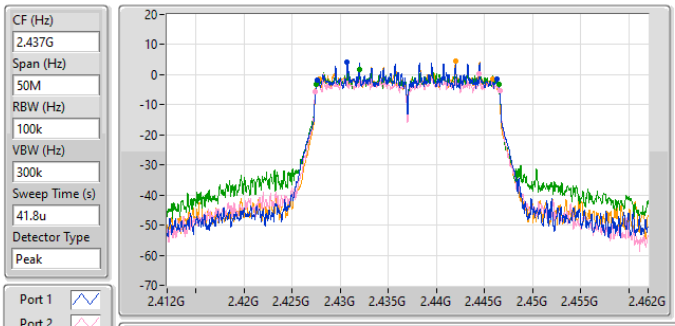

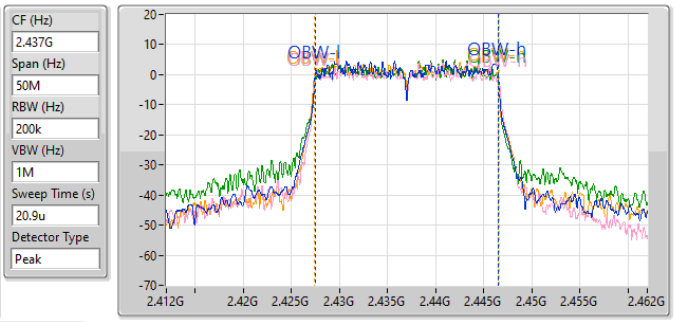

6dB(Hz)	Fl-6dB(Hz)	Fh-6dB(Hz)	OBW(Hz)	Fl-OBW(Hz)	Fh-OBW(Hz)	Limit(Hz)	Port
18.675M	2.427575G	2.44625G	18.989M	2.427491G	2.44648G	500k	1
19.15M	2.427425G	2.446575G	19.11M	2.427473G	2.446582G	500k	2
19.025M	2.427475G	2.4465G	18.944M	2.427508G	2.446452G	500k	3
18.05M	2.427825G	2.445875G	19.059M	2.427416G	2.446475G	500k	4

2.4-2.4835GHz_802.11be EHT20_Nss1,(MCS0)_4TX **EBW**

2462MHz

18/12/2024

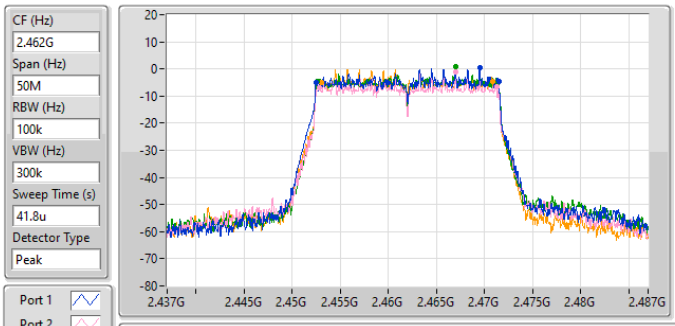

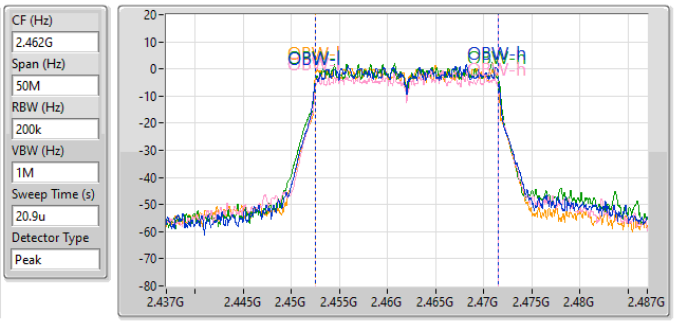

6dB(Hz)	Fl-6dB(Hz)	Fh-6dB(Hz)	OBW(Hz)	Fl-OBW(Hz)	Fh-OBW(Hz)	Limit(Hz)	Port
19.05M	2.45245G	2.4715G	18.999M	2.452499G	2.471498G	500k	1
18.45M	2.4528G	2.47125G	18.992M	2.452526G	2.471519G	500k	2
18.825M	2.45255G	2.471375G	19.028M	2.452518G	2.471545G	500k	3
17.8M	2.453G	2.4708G	18.972M	2.452495G	2.471467G	500k	4

2.4-2.4835GHz_802.11be EHT40_Nss1,(MCS0)_4TX **EBW**

2422MHz

18/12/2024

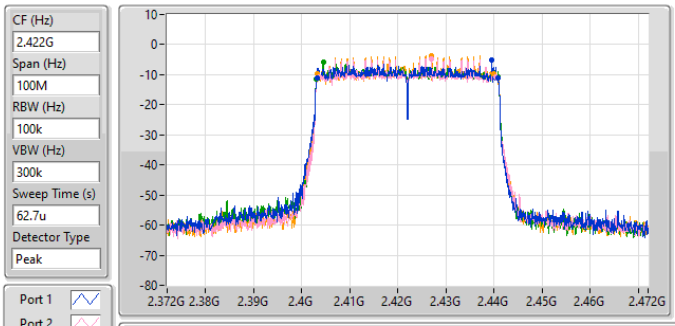

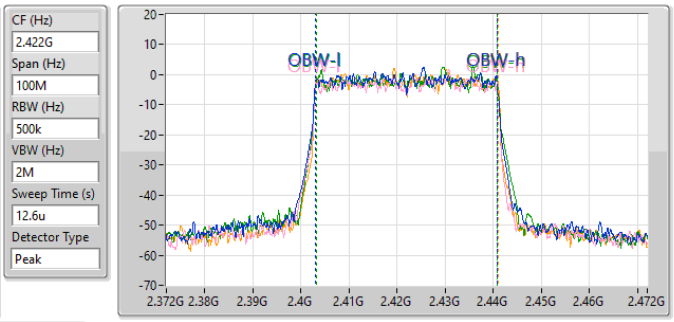

6dB(Hz)	Fl-6dB(Hz)	Fh-6dB(Hz)	OBW(Hz)	Fl-OBW(Hz)	Fh-OBW(Hz)	Limit(Hz)	Port
37.75M	2.4031G	2.44085G	37.74M	2.403016G	2.440757G	500k	1
36.7M	2.40375G	2.44045G	37.77M	2.403064G	2.440834G	500k	2
37.9M	2.40295G	2.44085G	37.767M	2.403101G	2.440868G	500k	3
36.75M	2.4032G	2.43995G	37.897M	2.403053G	2.44095G	500k	4

2.4-2.4835GHz_802.11be EHT40_Nss1,(MCS0)_4TX **EBW**

2437MHz

18/12/2024

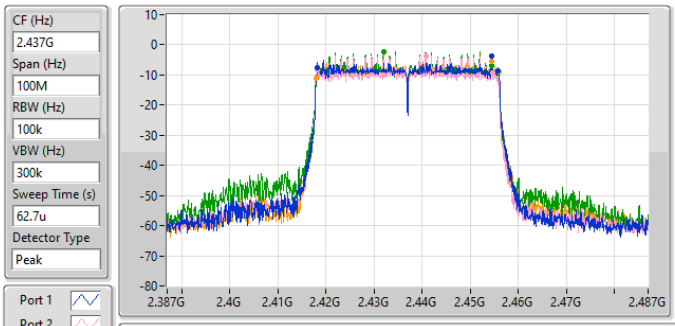

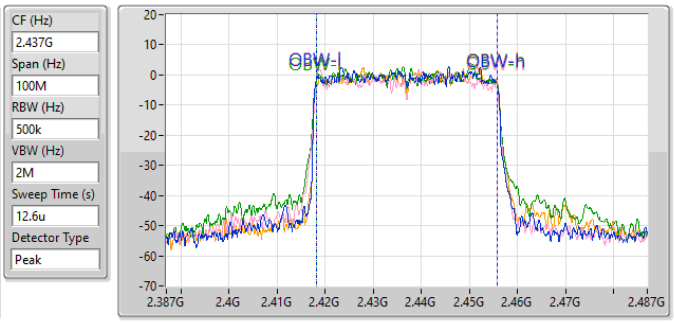

6dB(Hz)	Fl-6dB(Hz)	Fh-6dB(Hz)	OBW(Hz)	Fl-OBW(Hz)	Fh-OBW(Hz)	Limit(Hz)	Port
37.7M	2.41815G	2.45585G	37.656M	2.4181G	2.455756G	500k	1
36.45M	2.41815G	2.4546G	37.625M	2.418112G	2.455737G	500k	2
36.2M	2.41835G	2.45455G	37.685M	2.418111G	2.455795G	500k	3
38.05M	2.41795G	2.456G	37.626M	2.418234G	2.45586G	500k	4

2.4-2.4835GHz_802.11be EHT40_Nss1,(MCS0)_4TX **EBW**

2452MHz

18/12/2024

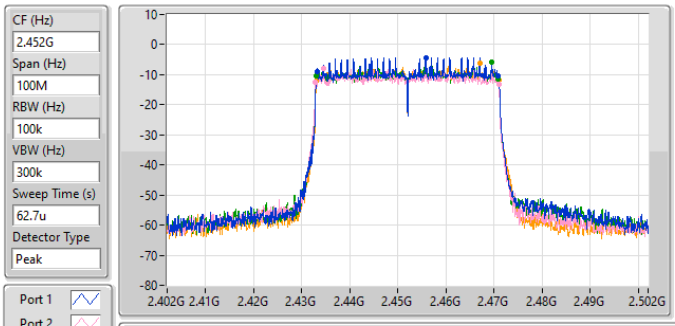

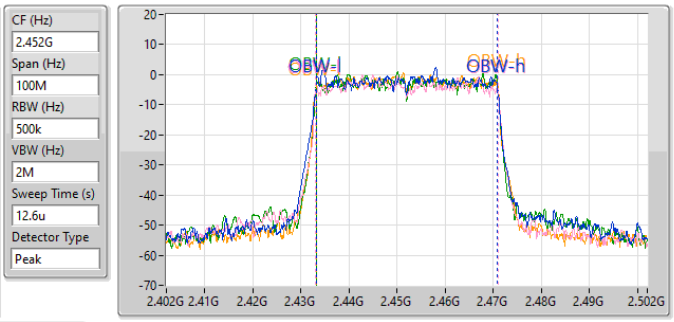

6dB(Hz)	Fl-6dB(Hz)	Fh-6dB(Hz)	OBW(Hz)	Fl-OBW(Hz)	Fh-OBW(Hz)	Limit(Hz)	Port
37.65M	2.4332G	2.47085G	37.69M	2.433131G	2.470821G	500k	1
38.15M	2.43285G	2.471G	37.925M	2.433038G	2.470963G	500k	2
37.9M	2.433G	2.4709G	37.713M	2.43314G	2.470853G	500k	3
37.95M	2.433G	2.47095G	37.752M	2.43316G	2.470912G	500k	4

Test Mode: Mode 6
Summary

Mode	Max-N dB	Max-OBW	ITU-Code	Min-N dB	Min-OBW
	(Hz)	(Hz)		(Hz)	(Hz)
2.4-2.4835GHz	-	-	-	-	-
802.11b_Nss1,(1Mbps)_2TX	7.6M	10.304M	10M3G1D	6.625M	10.163M
802.11g_Nss1,(6Mbps)_2TX	16.375M	16.85M	16M9D1D	16.175M	16.384M
802.11be EHT20_Nss1,(MCS0)_2TX	19M	19.164M	19M2D1D	18.175M	18.917M
802.11be EHT40_Nss1,(MCS0)_2TX	38.15M	37.744M	37M7D1D	35.85M	37.559M

Max-N dB = Maximum 6dB down bandwidth; Max-OBW = Maximum 99% occupied bandwidth;
Min-N dB = Minimum 6dB down bandwidth; Min-OBW = Minimum 99% occupied bandwidth

Result

Mode	Result	Limit	Port 1-N dB	Port 1-OBW	Port 2-N dB	Port 2-OBW
		(Hz)	(Hz)	(Hz)	(Hz)	(Hz)
802.11b_Nss1,(1Mbps)_2TX	-	-	-	-	-	-
2412MHz	Pass	500k	7.6M	10.163M	7.05M	10.185M
2437MHz	Pass	500k	7.525M	10.304M	6.625M	10.166M
2462MHz	Pass	500k	7.05M	10.208M	6.65M	10.204M
802.11g_Nss1,(6Mbps)_2TX	-	-	-	-	-	-
2412MHz	Pass	500k	16.375M	16.384M	16.2M	16.641M
2437MHz	Pass	500k	16.2M	16.683M	16.375M	16.576M
2462MHz	Pass	500k	16.175M	16.511M	16.325M	16.85M
802.11be EHT20_Nss1,(MCS0)_2TX	-	-	-	-	-	-
2412MHz	Pass	500k	18.175M	19.164M	18.65M	18.938M
2437MHz	Pass	500k	19M	19.052M	19M	18.917M
2462MHz	Pass	500k	18.475M	19.02M	18.625M	19.147M
802.11be EHT40_Nss1,(MCS0)_2TX	-	-	-	-	-	-
2422MHz	Pass	500k	35.85M	37.644M	38.1M	37.641M
2437MHz	Pass	500k	37M	37.744M	37.75M	37.666M
2452MHz	Pass	500k	37.6M	37.717M	38.15M	37.559M

Port X-N dB = Port X 6dB down bandwidth;
Port X-OBW = Port X 99% occupied bandwidth

2.4-2.4835GHz_802.11b_Nss1,(1Mbps)_2TX **EBW**

2412MHz

18/12/2024

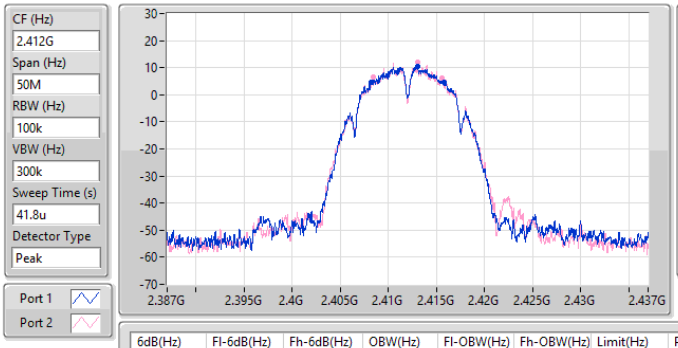

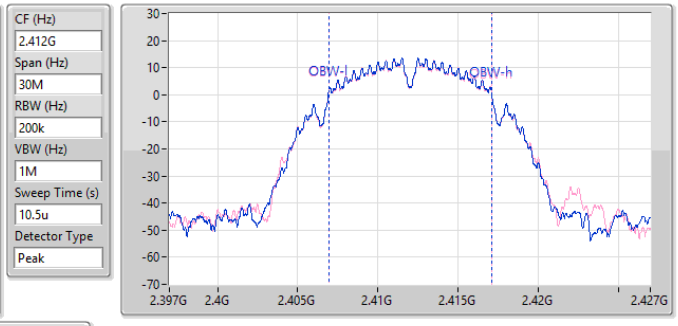

6dB(Hz)	Fl-6dB(Hz)	Fh-6dB(Hz)	OBW(Hz)	Fl-OBW(Hz)	Fh-OBW(Hz)	Limit(Hz)	Port
7.6M	2.4082G	2.4158G	10.163M	2.406939G	2.417103G	500k	1
7.05M	2.408475G	2.415525G	10.185M	2.406932G	2.417117G	500k	2

2.4-2.4835GHz_802.11b_Nss1,(1Mbps)_2TX **EBW**

2437MHz

18/12/2024

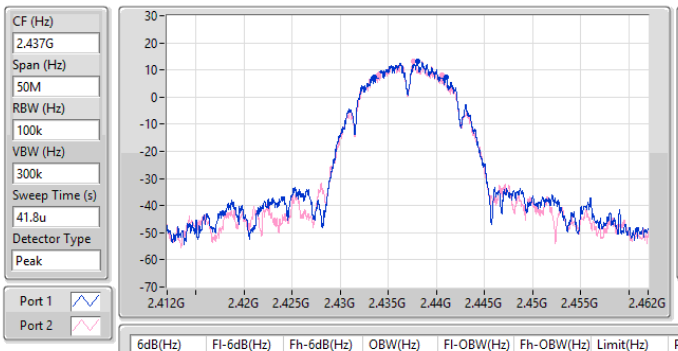

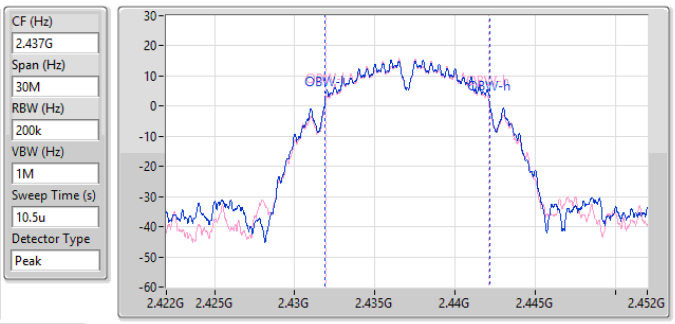

6dB(Hz)	Fl-6dB(Hz)	Fh-6dB(Hz)	OBW(Hz)	Fl-OBW(Hz)	Fh-OBW(Hz)	Limit(Hz)	Port
7.525M	2.4335G	2.441025G	10.304M	2.431884G	2.442188G	500k	1
6.625M	2.43395G	2.440575G	10.166M	2.431951G	2.442117G	500k	2

2.4-2.4835GHz_802.11b_Nss1,(1Mbps)_2TX **EBW**

2462MHz

18/12/2024

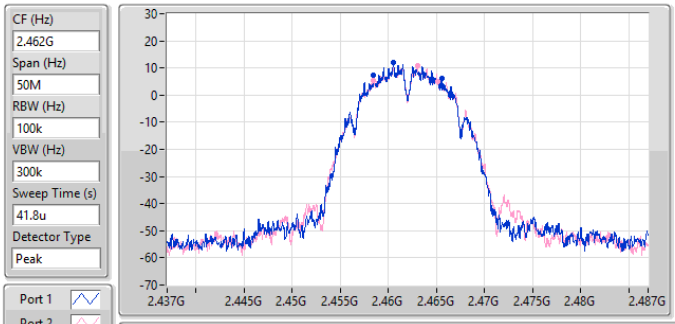

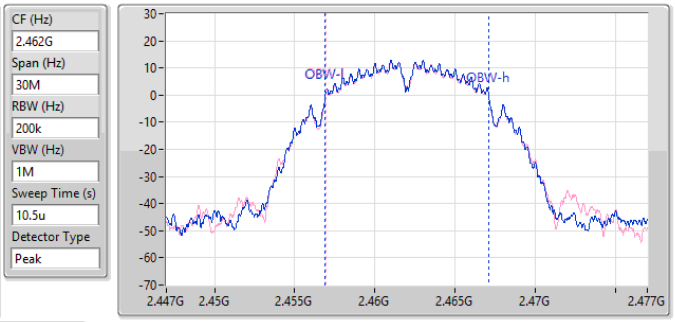

6dB(Hz)	Fl-6dB(Hz)	Fh-6dB(Hz)	OBW(Hz)	Fl-OBW(Hz)	Fh-OBW(Hz)	Limit(Hz)	Port
7.05M	2.458475G	2.465525G	10.208M	2.456921G	2.467129G	500k	1
6.65M	2.458475G	2.465125G	10.204M	2.456929G	2.467133G	500k	2

2.4-2.4835GHz_802.11g_Nss1,(6Mbps)_2TX **EBW**

2412MHz

18/12/2024

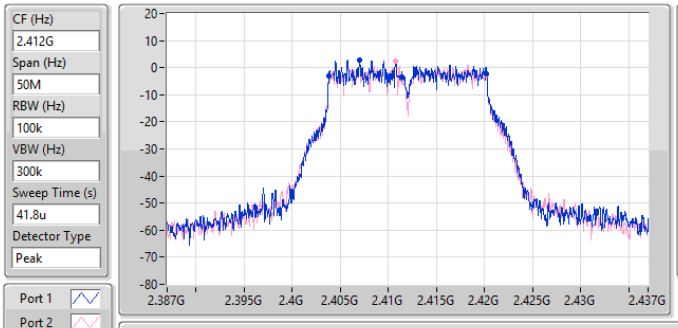

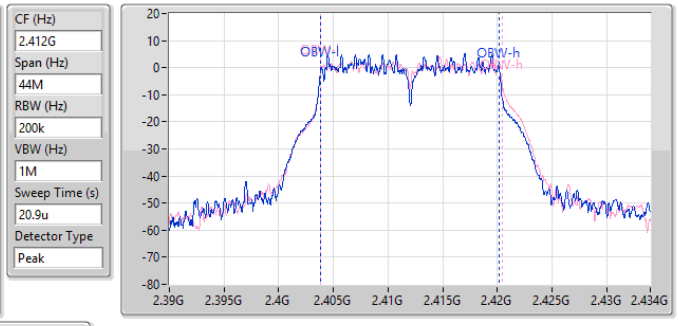

6dB(Hz)	Fl-6dB(Hz)	Fh-6dB(Hz)	OBW(Hz)	Fl-OBW(Hz)	Fh-OBW(Hz)	Limit(Hz)	Port
16.375M	2.403825G	2.4202G	16.384M	2.40383G	2.420214G	500k	1
16.2M	2.404G	2.4202G	16.641M	2.403812G	2.420453G	500k	2

2.4-2.4835GHz_802.11g_Nss1,(6Mbps)_2TX **EBW**

2437MHz

18/12/2024

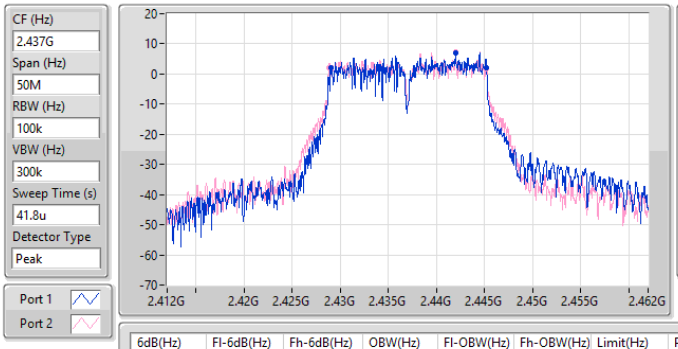

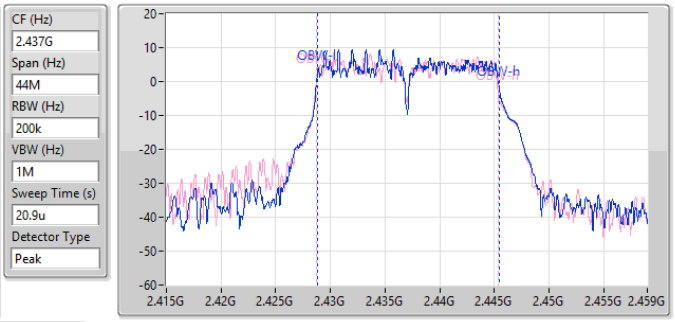

6dB(Hz)	Fl-6dB(Hz)	Fh-6dB(Hz)	OBW(Hz)	Fl-OBW(Hz)	Fh-OBW(Hz)	Limit(Hz)	Port
16.2M	2.429G	2.4452G	16.683M	2.428803G	2.445486G	500k	1
16.375M	2.428825G	2.4452G	16.576M	2.42878G	2.445356G	500k	2

2.4-2.4835GHz_802.11g_Nss1,(6Mbps)_2TX **EBW**

2462MHz

18/12/2024

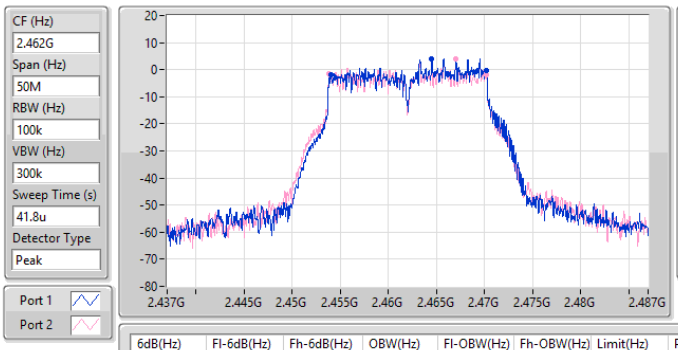

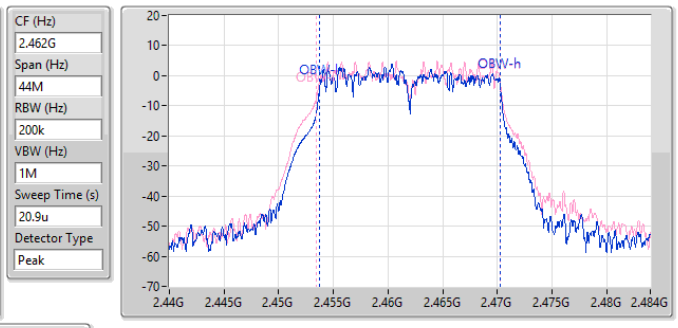

6dB(Hz)	Fl-6dB(Hz)	Fh-6dB(Hz)	OBW(Hz)	Fl-OBW(Hz)	Fh-OBW(Hz)	Limit(Hz)	Port
16.175M	2.454G	2.470175G	16.511M	2.453738G	2.470249G	500k	1
16.325M	2.45385G	2.470175G	16.85M	2.453442G	2.470292G	500k	2

2.4-2.4835GHz_802.11be EHT20_Nss1,(MCS0)_2TX **EBW**

2412MHz

18/12/2024

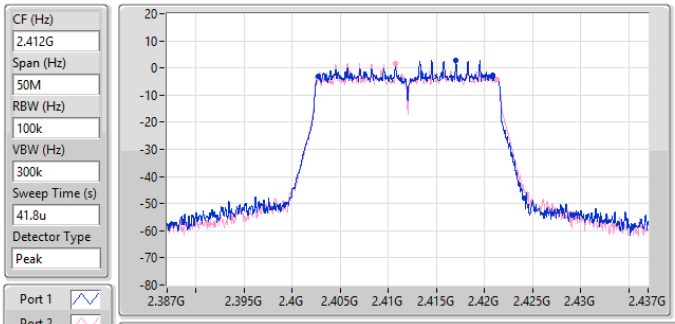

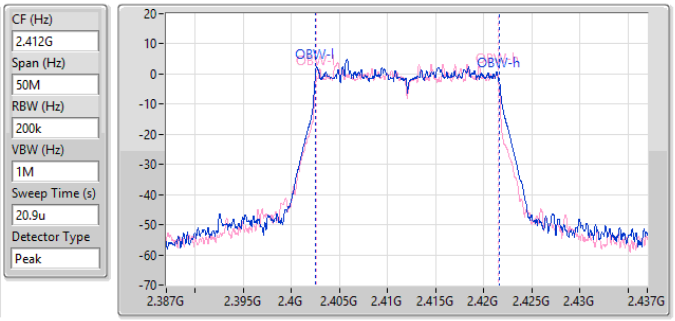

6dB(Hz)	Fl-6dB(Hz)	Fh-6dB(Hz)	OBW(Hz)	Fl-OBW(Hz)	Fh-OBW(Hz)	Limit(Hz)	Port
18.175M	2.402675G	2.42085G	19.164M	2.402478G	2.421642G	500k	1
18.65M	2.402625G	2.421275G	18.938M	2.402552G	2.42149G	500k	2

2.4-2.4835GHz_802.11be EHT20_Nss1,(MCS0)_2TX **EBW**

2437MHz

18/12/2024

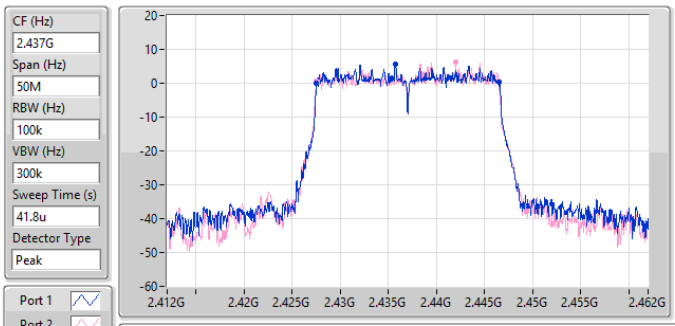

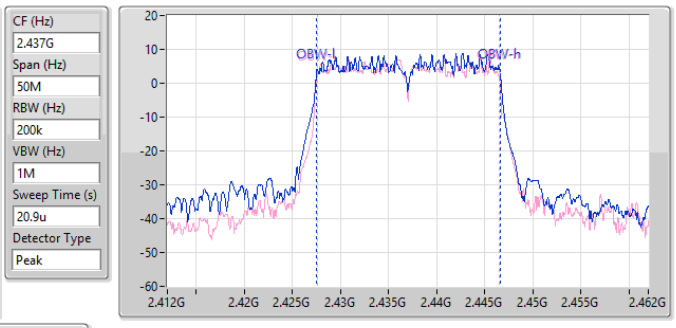

6dB(Hz)	Fl-6dB(Hz)	Fh-6dB(Hz)	OBW(Hz)	Fl-OBW(Hz)	Fh-OBW(Hz)	Limit(Hz)	Port
19M	2.427525G	2.446525G	19.052M	2.427516G	2.446568G	500k	1
19M	2.4275G	2.4465G	18.917M	2.427556G	2.446473G	500k	2

2.4-2.4835GHz_802.11be EHT20_Nss1,(MCS0)_2TX **EBW**

2462MHz

18/12/2024

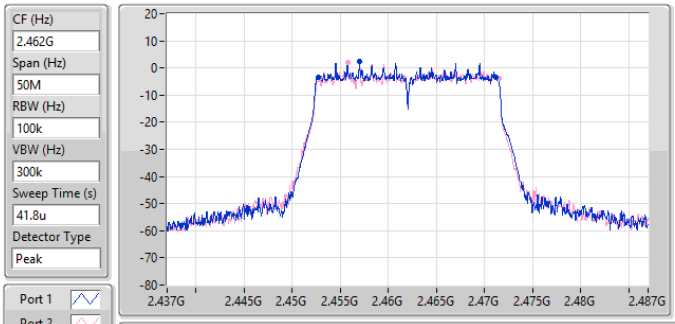

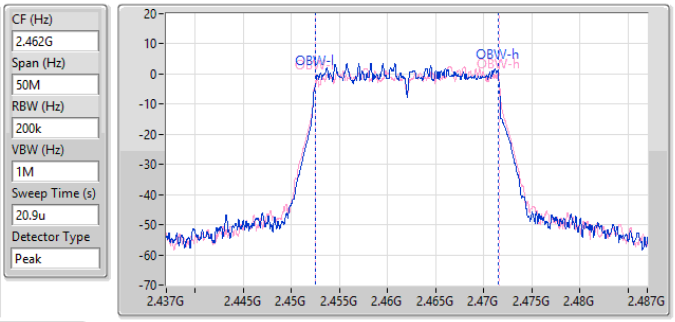

6dB(Hz)	Fl-6dB(Hz)	Fh-6dB(Hz)	OBW(Hz)	Fl-OBW(Hz)	Fh-OBW(Hz)	Limit(Hz)	Port
18.475M	2.4527G	2.471175G	19.02M	2.452506G	2.471526G	500k	1
18.625M	2.452875G	2.4715G	19.147M	2.452451G	2.471597G	500k	2

2.4-2.4835GHz_802.11be EHT40_Nss1,(MCS0)_2TX **EBW**

2422MHz

18/12/2024

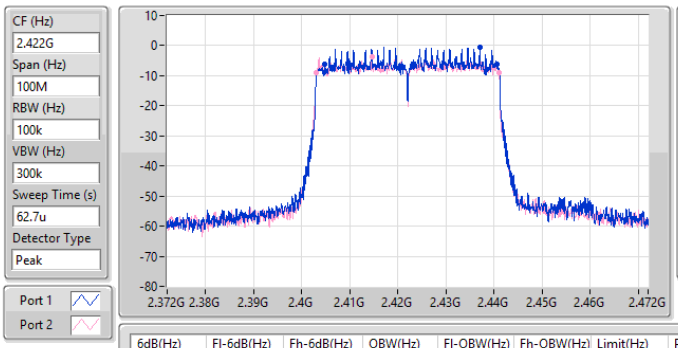

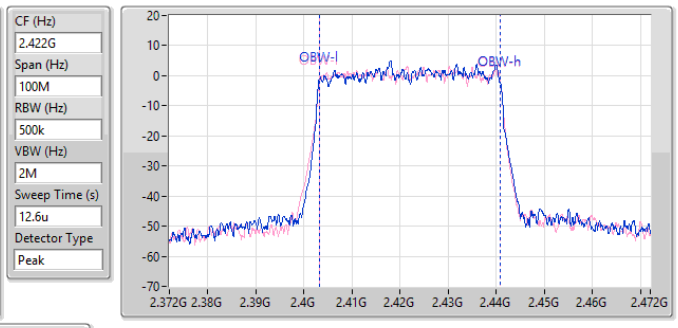

6dB(Hz)	Fl-6dB(Hz)	Fh-6dB(Hz)	OBW(Hz)	Fl-OBW(Hz)	Fh-OBW(Hz)	Limit(Hz)	Port
35.85M	2.4047G	2.44055G	37.644M	2.403145G	2.440789G	500k	1
38.1M	2.40295G	2.44105G	37.641M	2.403181G	2.440822G	500k	2

2.4-2.4835GHz_802.11be EHT40_Nss1,(MCS0)_2TX **EBW**

2437MHz

18/12/2024

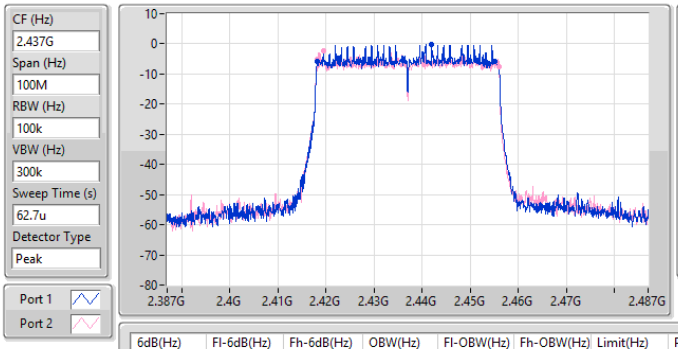

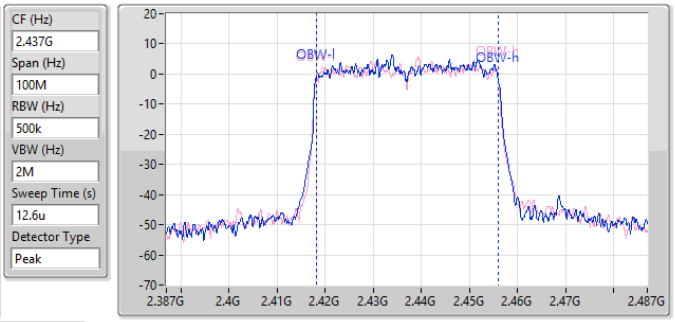

6dB(Hz)	Fl-6dB(Hz)	Fh-6dB(Hz)	OBW(Hz)	Fl-OBW(Hz)	Fh-OBW(Hz)	Limit(Hz)	Port
37M	2.41815G	2.45515G	37.744M	2.418187G	2.455931G	500k	1
37.75M	2.41825G	2.456G	37.666M	2.418236G	2.455902G	500k	2

2.4-2.4835GHz_802.11be EHT40_Nss1,(MCS0)_2TX **EBW**

2452MHz

18/12/2024

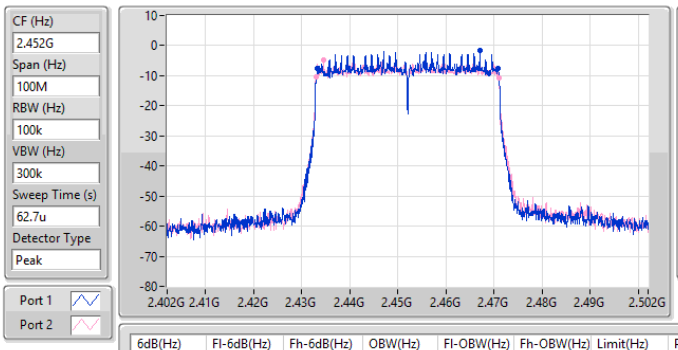

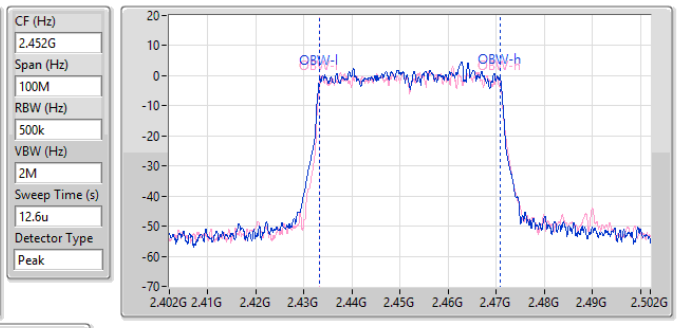

6dB(Hz)	Fl-6dB(Hz)	Fh-6dB(Hz)	OBW(Hz)	Fl-OBW(Hz)	Fh-OBW(Hz)	Limit(Hz)	Port
37.6M	2.4332G	2.4708G	37.717M	2.433166G	2.470883G	500k	1
38.15M	2.4329G	2.47105G	37.559M	2.433284G	2.470843G	500k	2

Test Mode: Mode 1
Summary

Mode	Total Power (dBm)	Total Power (W)
2.4-2.4835GHz	-	-
802.11b_Nss1,(1Mbps)_4TX	28.62	0.72778
802.11g_Nss1,(6Mbps)_4TX	24.88	0.30761
802.11be EHT20_Nss1,(MCS0)_4TX	24.74	0.29785
802.11be EHT20-BF_Nss1,(MCS0)_4TX	24.74	0.29785
802.11be EHT40_Nss1,(MCS0)_4TX	20.78	0.11967
802.11be EHT40-BF_Nss1,(MCS0)_4TX	20.78	0.11967

Result

Mode	Result	DG (dBi)	Port 1 (dBm)	Port 2 (dBm)	Port 3 (dBm)	Port 4 (dBm)	Total Power (dBm)	Power Limit (dBm)
802.11b_Nss1,(1Mbps)_4TX	-	-	-	-	-	-	-	-
2412MHz	Pass	3.06	19.74	20.14	21.1	19.93	26.28	30.00
2437MHz	Pass	3.06	22.02	22.54	23.61	22.04	28.62	30.00
2462MHz	Pass	3.06	19.4	19.6	20.62	18.77	25.67	30.00
802.11g_Nss1,(6Mbps)_4TX	-	-	-	-	-	-	-	-
2412MHz	Pass	3.06	15.84	15.58	15.89	15.59	21.75	30.00
2417MHz	Pass	3.06	17	17.06	17.13	17.02	23.07	30.00
2437MHz	Pass	3.06	18.89	18.79	18.7	19.05	24.88	30.00
2457MHz	Pass	3.06	16.9	16.7	16.58	16.87	22.79	30.00
2462MHz	Pass	3.06	15.62	15.35	15.67	15.64	21.59	30.00
802.11be EHT20_Nss1,(MCS0)_4TX	-	-	-	-	-	-	-	-
2412MHz	Pass	3.06	14.72	14.3	14.78	14.56	20.61	30.00
2417MHz	Pass	3.06	17.45	17.21	17.36	17.48	23.40	30.00
2437MHz	Pass	3.06	18.78	18.59	18.69	18.82	24.74	30.00
2457MHz	Pass	3.06	16.84	16.73	16.81	16.97	22.86	30.00
2462MHz	Pass	3.06	15.46	15.24	15.34	15.32	21.36	30.00
802.11be EHT40_Nss1,(MCS0)_4TX	-	-	-	-	-	-	-	-
2422MHz	Pass	3.06	12.05	11.68	12.01	11.55	17.85	30.00
2437MHz	Pass	3.06	14.67	14.68	15.04	14.63	20.78	30.00
2452MHz	Pass	3.06	12.36	12.23	12.45	12.2	18.33	30.00
802.11be EHT20-BF_Nss1,(MCS0)_4TX	-	-	-	-	-	-	-	-
2412MHz	Pass	5.27	14.72	14.3	14.78	14.56	20.61	30.00
2417MHz	Pass	5.27	17.45	17.21	17.36	17.48	23.40	30.00
2437MHz	Pass	5.27	18.78	18.59	18.69	18.82	24.74	30.00
2457MHz	Pass	5.27	16.84	16.73	16.81	16.97	22.86	30.00
2462MHz	Pass	5.27	15.46	15.24	15.34	15.32	21.36	30.00
802.11be EHT40-BF_Nss1,(MCS0)_4TX	-	-	-	-	-	-	-	-
2422MHz	Pass	5.27	12.05	11.68	12.01	11.55	17.85	30.00
2437MHz	Pass	5.27	14.67	14.68	15.04	14.63	20.78	30.00
2452MHz	Pass	5.27	12.36	12.23	12.45	12.2	18.33	30.00

DG = Directional Gain; Port X = Port X output power;
Inf = There's no restriction for the limit.

Test Mode: Mode 2
Summary

Mode	Total Power (dBm)	Total Power (W)
2.4-2.4835GHz	-	-
802.11b_Nss1,(1Mbps)_2TX	27.43	0.55335
802.11g_Nss1,(6Mbps)_2TX	22.80	0.19055
802.11be EHT20_Nss1,(MCS0)_2TX	22.44	0.17539
802.11be EHT40_Nss1,(MCS0)_2TX	19.37	0.08650

Result

Mode	Result	DG (dBi)	Port 1 (dBm)	Port 2 (dBm)	Total Power (dBm)	Power Limit (dBm)
802.11b_Nss1,(1Mbps)_2TX	-	-	-	-	-	-
2412MHz	Pass	2.29	22.30	22.84	25.59	30.00
2437MHz	Pass	2.29	24.18	24.65	27.43	30.00
2462MHz	Pass	2.29	22.08	22.34	25.22	30.00
802.11g_Nss1,(6Mbps)_2TX	-	-	-	-	-	-
2412MHz	Pass	2.29	18.00	18.19	21.11	30.00
2437MHz	Pass	2.29	19.57	19.99	22.80	30.00
2462MHz	Pass	2.29	17.71	17.94	20.84	30.00
802.11be EHT20_Nss1,(MCS0)_2TX	-	-	-	-	-	-
2412MHz	Pass	2.29	16.98	17.08	20.04	30.00
2437MHz	Pass	2.29	19.24	19.62	22.44	30.00
2462MHz	Pass	2.29	17.41	17.51	20.47	30.00
802.11be EHT40_Nss1,(MCS0)_2TX	-	-	-	-	-	-
2422MHz	Pass	2.29	14.80	14.93	17.88	30.00
2437MHz	Pass	2.29	16.18	16.53	19.37	30.00
2452MHz	Pass	2.29	14.86	15.12	18.00	30.00

DG = Directional Gain; Port X = Port X output power;
Inf = There's no restriction for the limit.

Test Mode: Mode 3
Summary

Mode	Total Power (dBm)	Total Power (W)
2.4-2.4835GHz	-	-
802.11b_Nss1,(1Mbps)_4TX	25.00	0.31623
802.11g_Nss1,(6Mbps)_4TX	21.74	0.14928
802.11be EHT20_Nss1,(MCS0)_4TX	22.52	0.17865
802.11be EHT20-BF_Nss1,(MCS0)_4TX	22.52	0.17865
802.11be EHT40_Nss1,(MCS0)_4TX	19.39	0.08690
802.11be EHT40-BF_Nss1,(MCS0)_4TX	19.39	0.08690

Result

Mode	Result	DG (dBi)	Port 1 (dBm)	Port 2 (dBm)	Port 3 (dBm)	Port 4 (dBm)	Total Power (dBm)	Power Limit (dBm)
802.11b_Nss1,(1Mbps)_4TX	-	-	-	-	-	-	-	-
2412MHz	Pass	5.53	16.07	16.47	17.72	16.82	22.83	30.00
2437MHz	Pass	5.53	18.55	18.83	19.65	18.79	25.00	30.00
2462MHz	Pass	5.53	16.96	16.57	17.53	16.52	22.93	30.00
802.11g_Nss1,(6Mbps)_4TX	-	-	-	-	-	-	-	-
2412MHz	Pass	5.53	12.79	12.13	12.81	12.42	18.57	30.00
2417MHz	Pass	5.53	13.86	13.35	13.92	13.56	19.70	30.00
2437MHz	Pass	5.53	15.76	15.48	15.78	15.83	21.74	30.00
2452MHz	Pass	5.53	13.71	13.24	13.58	13.15	19.45	30.00
2462MHz	Pass	5.53	12.53	11.97	12.49	12.16	18.31	30.00
802.11be EHT20_Nss1,(MCS0)_4TX	-	-	-	-	-	-	-	-
2412MHz	Pass	5.53	11.85	11.15	11.73	11.15	17.50	30.00
2417MHz	Pass	5.53	13.86	13.46	14.05	13.47	19.74	30.00
2437MHz	Pass	5.53	16.59	16.29	16.58	16.54	22.52	30.00
2452MHz	Pass	5.53	13.66	13.08	13.75	13.24	19.46	30.00
2462MHz	Pass	5.53	12.54	12.06	12.61	11.9	18.31	30.00
802.11be EHT40_Nss1,(MCS0)_4TX	-	-	-	-	-	-	-	-
2422MHz	Pass	5.53	9.43	9.17	9.54	8.99	15.31	30.00
2427MHz	Pass	5.53	11.2	10.64	11.12	10.63	16.93	30.00
2437MHz	Pass	5.53	13.44	13.35	13.55	13.13	19.39	30.00
2447MHz	Pass	5.53	11.69	11.24	11.71	11.35	17.52	30.00
2452MHz	Pass	5.53	9.41	8.84	9.31	8.59	15.07	30.00
802.11be EHT20-BF_Nss1,(MCS0)_4TX	-	-	-	-	-	-	-	-
2412MHz	Pass	8.34	11.85	11.15	11.73	11.15	17.50	27.66
2417MHz	Pass	8.34	13.86	13.46	14.05	13.47	19.74	27.66
2437MHz	Pass	8.34	16.59	16.29	16.58	16.54	22.52	27.66
2452MHz	Pass	8.34	13.66	13.08	13.75	13.24	19.46	27.66
2462MHz	Pass	8.34	12.54	12.06	12.61	11.9	18.31	27.66
802.11be EHT40-BF_Nss1,(MCS0)_4TX	-	-	-	-	-	-	-	-
2422MHz	Pass	8.34	9.43	9.17	9.54	8.99	15.31	27.66
2427MHz	Pass	8.34	11.2	10.64	11.12	10.63	16.93	27.66
2437MHz	Pass	8.34	13.44	13.35	13.55	13.13	19.39	27.66
2447MHz	Pass	8.34	11.69	11.24	11.71	11.35	17.52	27.66
2452MHz	Pass	8.34	9.41	8.84	9.31	8.59	15.07	27.66

DG = Directional Gain; Port X = Port X output power;
Inf = There's no restriction for the limit.

Test Mode: Mode 4
Summary

Mode	Total Power (dBm)	Total Power (W)
2.4-2.4835GHz	-	-
802.11b_Nss1,(1Mbps)_2TX	26.39	0.43551
802.11g_Nss1,(6Mbps)_2TX	22.15	0.16406
802.11be EHT20_Nss1,(MCS0)_2TX	21.98	0.15776
802.11be EHT40_Nss1,(MCS0)_2TX	18.85	0.07674

Result

Mode	Result	DG (dBi)	Port 1 (dBm)	Port 2 (dBm)	Total Power (dBm)	Power Limit (dBm)
802.11b_Nss1,(1Mbps)_2TX	-	-	-	-	-	-
2412MHz	Pass	4.18	21.61	22.02	24.83	30.00
2437MHz	Pass	4.18	23.29	23.47	26.39	30.00
2462MHz	Pass	4.18	20.94	21.16	24.06	30.00
802.11g_Nss1,(6Mbps)_2TX	-	-	-	-	-	-
2412MHz	Pass	4.18	16.95	17.24	20.11	30.00
2437MHz	Pass	4.18	18.95	19.33	22.15	30.00
2462MHz	Pass	4.18	16.74	17.04	19.90	30.00
802.11be EHT20_Nss1,(MCS0)_2TX	-	-	-	-	-	-
2412MHz	Pass	4.18	15.83	16.05	18.95	30.00
2417MHz	Pass	4.18	18.53	18.80	21.68	30.00
2437MHz	Pass	4.18	18.81	19.13	21.98	30.00
2462MHz	Pass	4.18	16.24	16.60	19.43	30.00
802.11be EHT40_Nss1,(MCS0)_2TX	-	-	-	-	-	-
2422MHz	Pass	4.18	13.66	13.80	16.74	30.00
2437MHz	Pass	4.18	15.64	16.04	18.85	30.00
2452MHz	Pass	4.18	13.45	13.54	16.51	30.00

DG = Directional Gain; Port X = Port X output power;
Inf = There's no restriction for the limit.

Test Mode: Mode 5
Summary

Mode	Total Power	Total Power
	(dBm)	(W)
2.4-2.4835GHz	-	-
802.11b_Nss1,(1Mbps)_4TX	26.31	0.42756
802.11g_Nss1,(6Mbps)_4TX	22.14	0.16368
802.11be EHT20_Nss1,(MCS0)_4TX	21.39	0.13772
802.11be EHT20-BF_Nss1,(MCS0)_4TX	21.39	0.13772
802.11be EHT40_Nss1,(MCS0)_4TX	17.89	0.06152
802.11be EHT40-BF_Nss1,(MCS0)_4TX	17.89	0.06152

Result

Mode	Result	DG	Port 1	Port 2	Port 3	Port 4	Total Power	Power Limit
		(dBi)	(dBm)	(dBm)	(dBm)	(dBm)	(dBm)	(dBm)
802.11b_Nss1,(1Mbps)_4TX	-	-	-	-	-	-	-	-
2412MHz	Pass	8.46	17.66	16.68	18.28	17.7	23.64	27.54
2417MHz	Pass	8.46	18.23	17.96	18.75	18.41	24.37	27.54
2437MHz	Pass	8.46	20.08	19.75	20.86	20.39	26.31	27.54
2457MHz	Pass	8.46	18.72	17.34	18.83	18.38	24.38	27.54
2462MHz	Pass	8.46	18.55	17.68	19.43	18.38	24.58	27.54
802.11g_Nss1,(6Mbps)_4TX	-	-	-	-	-	-	-	-
2412MHz	Pass	8.46	12.52	11.36	12.83	12.56	18.37	27.54
2417MHz	Pass	8.46	13.78	12.78	14.2	13.87	19.71	27.54
2437MHz	Pass	8.46	16.21	15.32	16.31	16.53	22.14	27.54
2457MHz	Pass	8.46	13.03	11.51	13.21	12.93	18.74	27.54
2462MHz	Pass	8.46	12.48	11.08	12.7	12.21	18.18	27.54
802.11be EHT20_Nss1,(MCS0)_4TX	-	-	-	-	-	-	-	-
2412MHz	Pass	8.46	12.27	11.33	13.13	12.12	18.28	27.54
2417MHz	Pass	8.46	13.42	12.37	13.69	13.61	19.32	27.54
2437MHz	Pass	8.46	15.61	14.4	15.52	15.81	21.39	27.54
2457MHz	Pass	8.46	13.12	12.09	13.38	12.86	18.91	27.54
2462MHz	Pass	8.46	12.3	11.6	12.67	12.25	18.24	27.54
802.11be EHT40_Nss1,(MCS0)_4TX	-	-	-	-	-	-	-	-
2422MHz	Pass	8.46	10.76	9.95	10.84	10.72	16.60	27.54
2437MHz	Pass	8.46	12.24	11.01	12.04	12.07	17.89	27.54
2452MHz	Pass	8.46	10.76	9.28	10.49	10.65	16.35	27.54
802.11be EHT20-BF_Nss1,(MCS0)_4TX	-	-	-	-	-	-	-	-
2412MHz	Pass	11.47	12.27	11.33	13.13	12.12	18.28	24.53
2417MHz	Pass	11.47	13.42	12.37	13.69	13.61	19.32	24.53
2437MHz	Pass	11.47	15.61	14.4	15.52	15.81	21.39	24.53
2457MHz	Pass	11.47	13.12	12.09	13.38	12.86	18.91	24.53
2462MHz	Pass	11.47	12.3	11.6	12.67	12.25	18.24	24.53
802.11be EHT40-BF_Nss1,(MCS0)_4TX	-	-	-	-	-	-	-	-
2422MHz	Pass	11.47	10.76	9.95	10.84	10.72	16.60	24.53
2437MHz	Pass	11.47	12.24	11.01	12.04	12.07	17.89	24.53
2452MHz	Pass	11.47	10.76	9.28	10.49	10.65	16.35	24.53

DG = Directional Gain; Port X = Port X output power;
Inf = There's no restriction for the limit.

Test Mode: Mode 6
Summary

Mode	Total Power (dBm)	Total Power (W)
2.4-2.4835GHz	-	-
802.11b_Nss1,(1Mbps)_2TX	25.95	0.39355
802.11g_Nss1,(6Mbps)_2TX	22.31	0.17022
802.11be EHT20_Nss1,(MCS0)_2TX	21.72	0.14859
802.11be EHT40_Nss1,(MCS0)_2TX	17.15	0.05188

Result

Mode	Result	DG (dBi)	Port 1 (dBm)	Port 2 (dBm)	Total Power (dBm)	Power Limit (dBm)
802.11b_Nss1,(1Mbps)_2TX	-	-	-	-	-	-
2412MHz	Pass	7.80	20.87	20.45	23.68	28.20
2417MHz	Pass	7.80	21.49	21.35	24.43	28.20
2437MHz	Pass	7.80	23.15	22.72	25.95	28.20
2457MHz	Pass	7.80	20.98	20.52	23.77	28.20
2462MHz	Pass	7.80	20.21	19.83	23.03	28.20
802.11g_Nss1,(6Mbps)_2TX	-	-	-	-	-	-
2412MHz	Pass	7.80	14.85	14.78	17.83	28.20
2417MHz	Pass	7.80	16.07	15.75	18.92	28.20
2437MHz	Pass	7.80	19.46	19.14	22.31	28.20
2457MHz	Pass	7.80	15.47	14.95	18.23	28.20
2462MHz	Pass	7.80	15.06	14.80	17.94	28.20
802.11be EHT20_Nss1,(MCS0)_2TX	-	-	-	-	-	-
2412MHz	Pass	7.80	14.11	14.02	17.08	28.20
2417MHz	Pass	7.80	15.84	15.58	18.72	28.20
2437MHz	Pass	7.80	18.81	18.61	21.72	28.20
2457MHz	Pass	7.80	14.34	13.96	17.16	28.20
2462MHz	Pass	7.80	14.03	13.71	16.88	28.20
802.11be EHT40_Nss1,(MCS0)_2TX	-	-	-	-	-	-
2422MHz	Pass	7.80	13.35	13.08	16.23	28.20
2427MHz	Pass	7.80	14.31	13.97	17.15	28.20
2437MHz	Pass	7.80	14.30	13.84	17.09	28.20
2447MHz	Pass	7.80	12.22	11.84	15.04	28.20
2452MHz	Pass	7.80	12.54	11.88	15.23	28.20

DG = Directional Gain; Port X = Port X output power;
Inf = There's no restriction for the limit.

Test Mode: Mode 1
Summary

Mode	PD (dBm/RBW)
2.4-2.4835GHz	-
802.11b_Nss1,(1Mbps)_4TX	3.65
802.11g_Nss1,(6Mbps)_4TX	-3.84
802.11be EHT20_Nss1,(MCS0)_4TX	-4.87
802.11be EHT40_Nss1,(MCS0)_4TX	-10.46

RBW = 3kHz;

Result

Mode	Result	DG (dBi)	Port 1 (dBm/RBW)	Port 2 (dBm/RBW)	Port 3 (dBm/RBW)	Port 4 (dBm/RBW)	PD (dBm/RBW)	PD Limit (dBm/RBW)
802.11b_Nss1,(1Mbps)_4TX	-	-	-	-	-	-	-	-
2412MHz	Pass	5.27	-4.54	-3.57	-3.24	-4.10	0.66	8.00
2437MHz	Pass	5.27	-2.16	-2.06	-0.42	-2.21	3.65	8.00
2462MHz	Pass	5.27	-4.59	-4.25	-3.55	-4.40	0.81	8.00
802.11g_Nss1,(6Mbps)_4TX	-	-	-	-	-	-	-	-
2412MHz	Pass	5.27	-12.85	-10.16	-11.32	-10.85	-6.76	8.00
2437MHz	Pass	5.27	-8.35	-8.98	-8.21	-8.66	-3.84	8.00
2462MHz	Pass	5.27	-10.98	-12.24	-11.94	-11.57	-7.58	8.00
802.11be EHT20_Nss1,(MCS0)_4TX	-	-	-	-	-	-	-	-
2412MHz	Pass	5.27	-12.67	-13.66	-12.72	-14.09	-8.72	8.00
2437MHz	Pass	5.27	-9.13	-8.78	-8.83	-9.05	-4.87	8.00
2462MHz	Pass	5.27	-12.28	-12.12	-13.24	-11.75	-7.86	8.00
802.11be EHT40_Nss1,(MCS0)_4TX	-	-	-	-	-	-	-	-
2422MHz	Pass	5.27	-17.49	-17.95	-17.09	-17.22	-12.52	8.00
2437MHz	Pass	5.27	-14.69	-16.39	-14.80	-14.72	-10.46	8.00
2452MHz	Pass	5.27	-16.61	-18.46	-16.43	-18.09	-12.32	8.00

DG = Directional Gain; RBW = 3kHz;
PD = trace bin-by-bin of each transmits port summing can be performed maximum power density; Port X = Port X Power Density;
Inf = There's no restriction for the limit.

2.4-2.4835GHz_802.11b_Nss1,(1Mbps)_4TX **PSD**

2412MHz

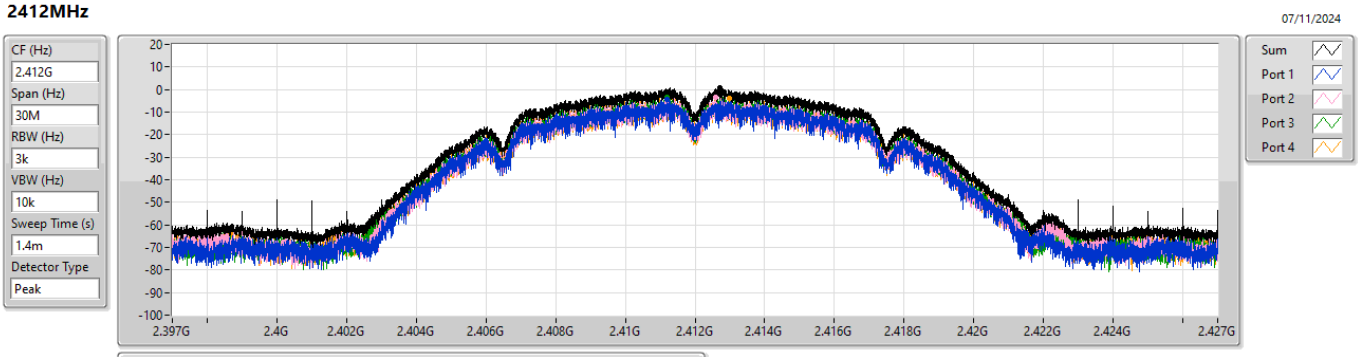

Sum	PD	Port 1	Port 2	Port 3	Port 4
(dBm/RBW)	(dBm/RBW)	(dBm/RBW)	(dBm/RBW)	(dBm/RBW)	(dBm/RBW)
0.66	0.66	-4.54	-3.57	-3.24	-4.10

2.4-2.4835GHz_802.11b_Nss1,(1Mbps)_4TX **PSD**

2437MHz

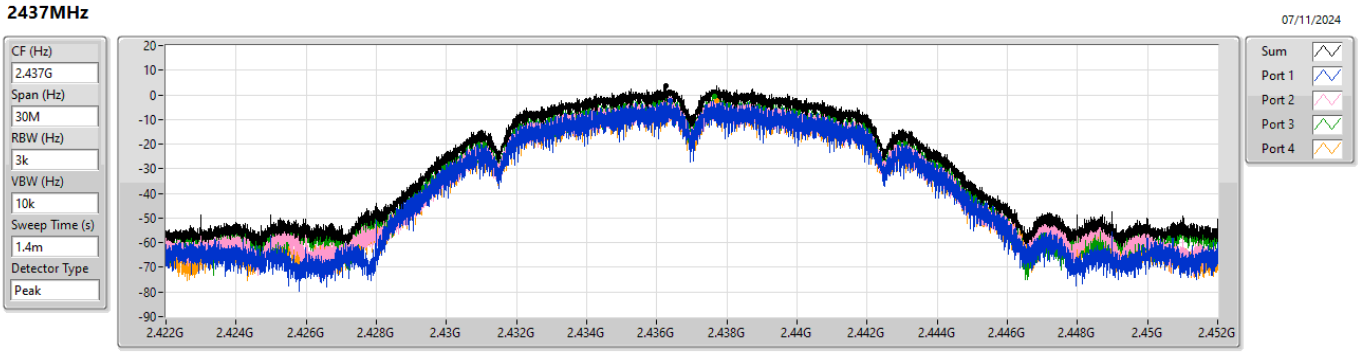

Sum	PD	Port 1	Port 2	Port 3	Port 4
(dBm/RBW)	(dBm/RBW)	(dBm/RBW)	(dBm/RBW)	(dBm/RBW)	(dBm/RBW)
3.65	3.65	-2.16	-2.06	-0.42	-2.21

2.4-2.4835GHz_802.11b_Nss1,(1Mbps)_4TX **PSD**

2462MHz

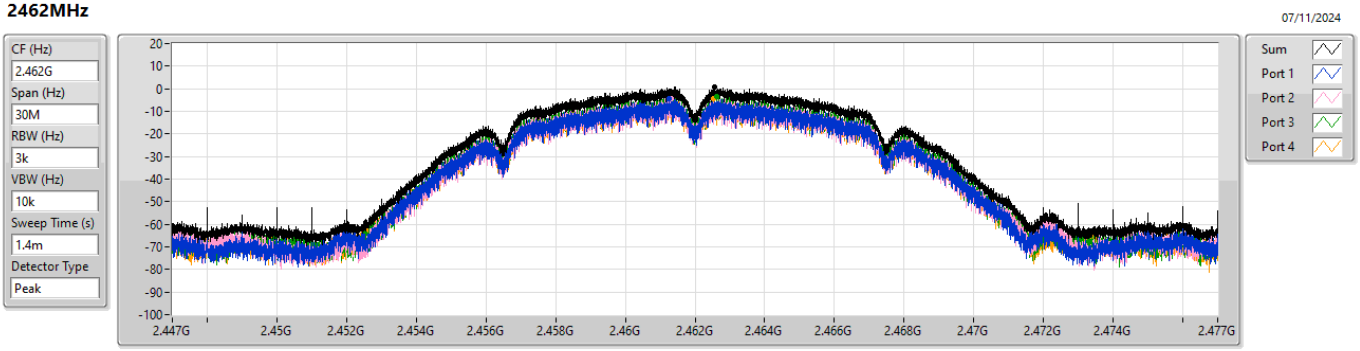

Sum	PD	Port 1	Port 2	Port 3	Port 4
(dBm/RBW)	(dBm/RBW)	(dBm/RBW)	(dBm/RBW)	(dBm/RBW)	(dBm/RBW)
0.81	0.81	-4.59	-4.25	-3.55	-4.40

2.4-2.4835GHz_802.11g_Nss1,(6Mbps)_4TX **PSD**

2412MHz

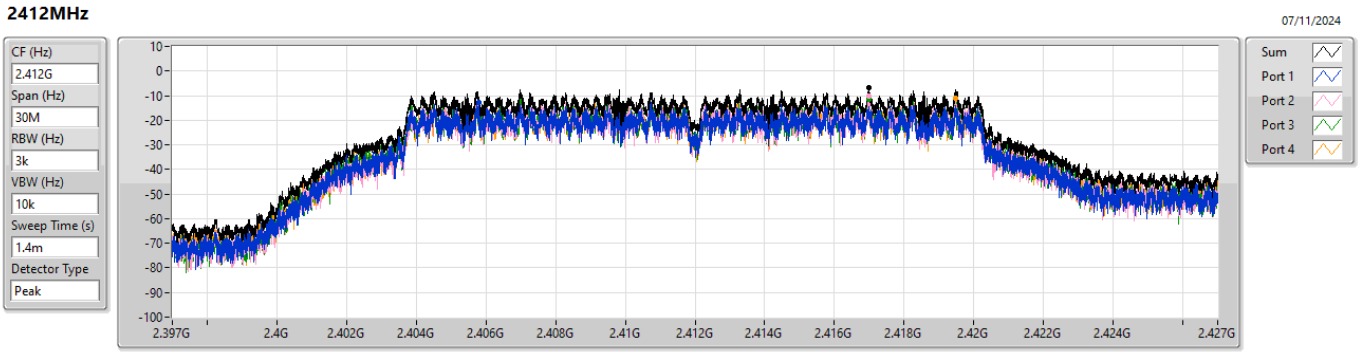

Sum	PD	Port 1	Port 2	Port 3	Port 4
(dBm/RBW)	(dBm/RBW)	(dBm/RBW)	(dBm/RBW)	(dBm/RBW)	(dBm/RBW)
-6.76	-6.76	-12.85	-10.16	-11.32	-10.85

2.4-2.4835GHz_802.11g_Nss1,(6Mbps)_4TX **PSD**

2437MHz

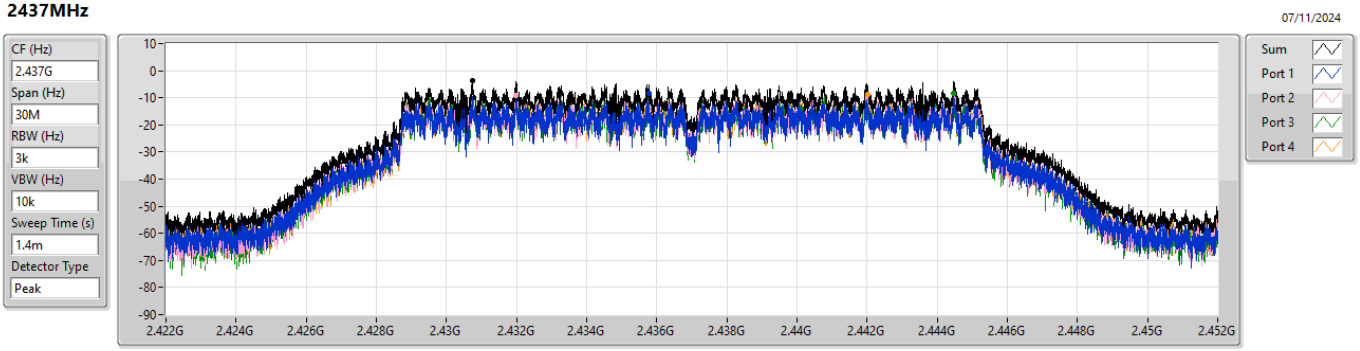

Sum	PD	Port 1	Port 2	Port 3	Port 4
(dBm/RBW)	(dBm/RBW)	(dBm/RBW)	(dBm/RBW)	(dBm/RBW)	(dBm/RBW)
-3.84	-3.84	-8.35	-8.98	-8.21	-8.66

2.4-2.4835GHz_802.11g_Nss1,(6Mbps)_4TX **PSD**

2462MHz

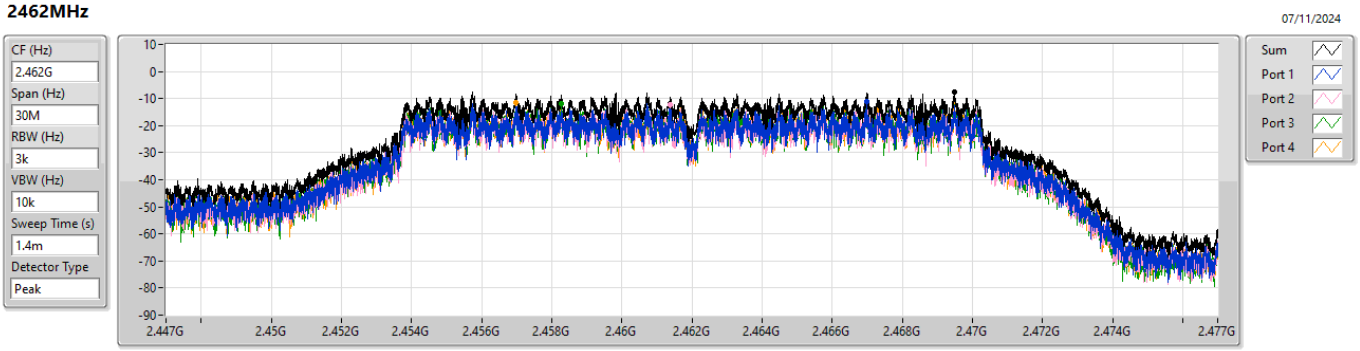

Sum	PD	Port 1	Port 2	Port 3	Port 4
(dBm/RBW)	(dBm/RBW)	(dBm/RBW)	(dBm/RBW)	(dBm/RBW)	(dBm/RBW)
-7.58	-7.58	-10.98	-12.24	-11.94	-11.57

2.4-2.4835GHz_802.11be EHT20_Nss1,(MCS0)_4TX **PSD**

2412MHz

07/11/2024

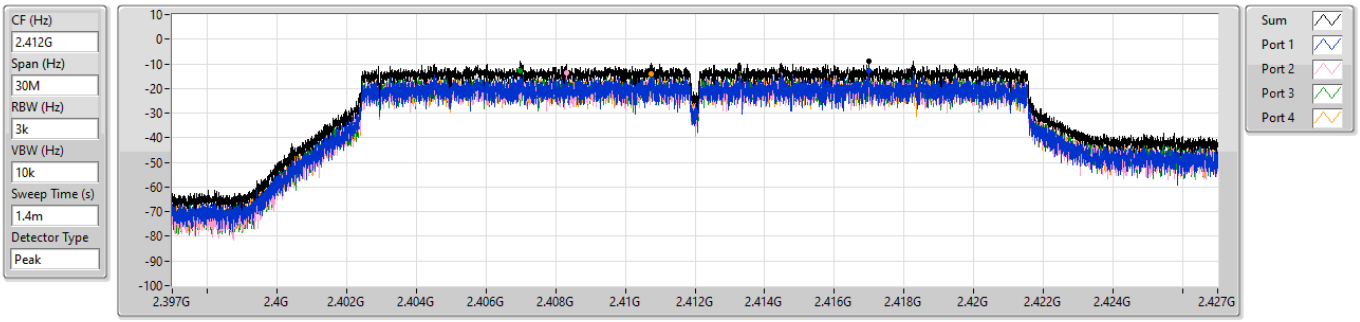

Sum	PD	Port 1	Port 2	Port 3	Port 4
(dBm/RBW)	(dBm/RBW)	(dBm/RBW)	(dBm/RBW)	(dBm/RBW)	(dBm/RBW)
-8.72	-8.72	-12.67	-13.66	-12.72	-14.09

2.4-2.4835GHz_802.11be EHT20_Nss1,(MCS0)_4TX **PSD**

2437MHz

08/11/2024

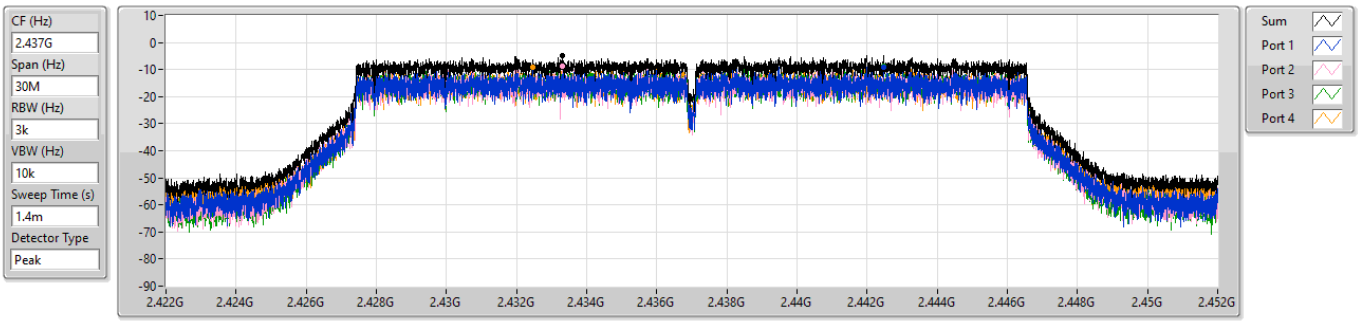

Sum	PD	Port 1	Port 2	Port 3	Port 4
(dBm/RBW)	(dBm/RBW)	(dBm/RBW)	(dBm/RBW)	(dBm/RBW)	(dBm/RBW)
-4.87	-4.87	-9.13	-8.78	-8.83	-9.05

2.4-2.4835GHz_802.11be EHT20_Nss1,(MCS0)_4TX **PSD**

2462MHz

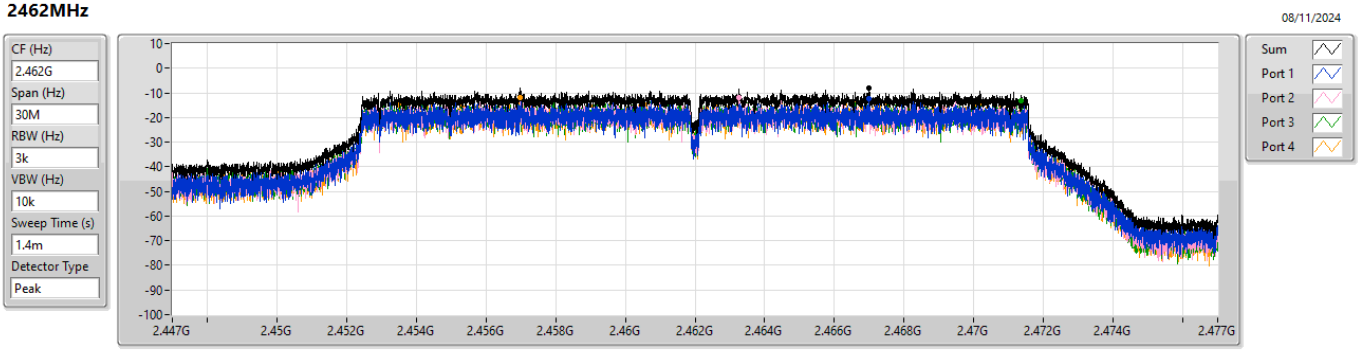

Sum	PD	Port 1	Port 2	Port 3	Port 4
(dBm/RBW)	(dBm/RBW)	(dBm/RBW)	(dBm/RBW)	(dBm/RBW)	(dBm/RBW)
-7.86	-7.86	-12.28	-12.12	-13.24	-11.75

2.4-2.4835GHz_802.11be EHT40_Nss1,(MCS0)_4TX **PSD**

2422MHz

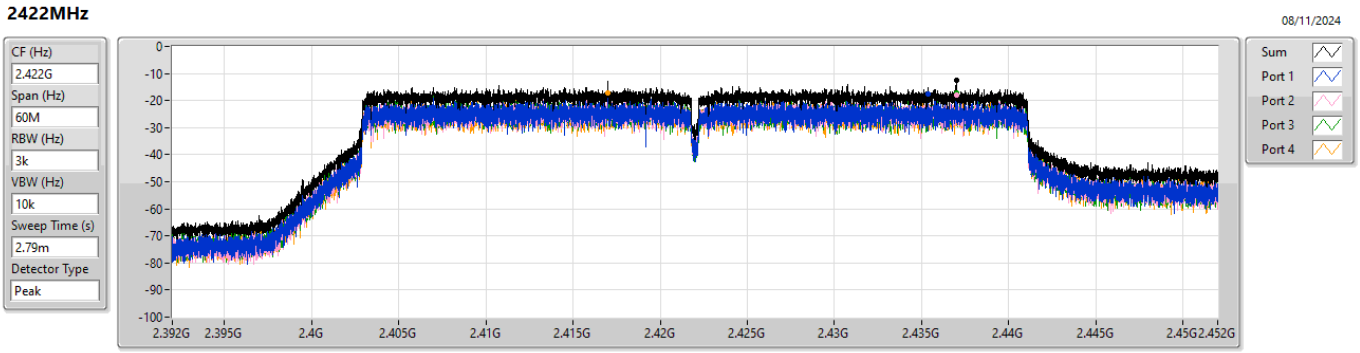

Sum	PD	Port 1	Port 2	Port 3	Port 4
(dBm/RBW)	(dBm/RBW)	(dBm/RBW)	(dBm/RBW)	(dBm/RBW)	(dBm/RBW)
-12.52	-12.52	-17.49	-17.95	-17.09	-17.22

2.4-2.4835GHz_802.11be EHT40_Nss1,(MCS0)_4TX **PSD**

2437MHz

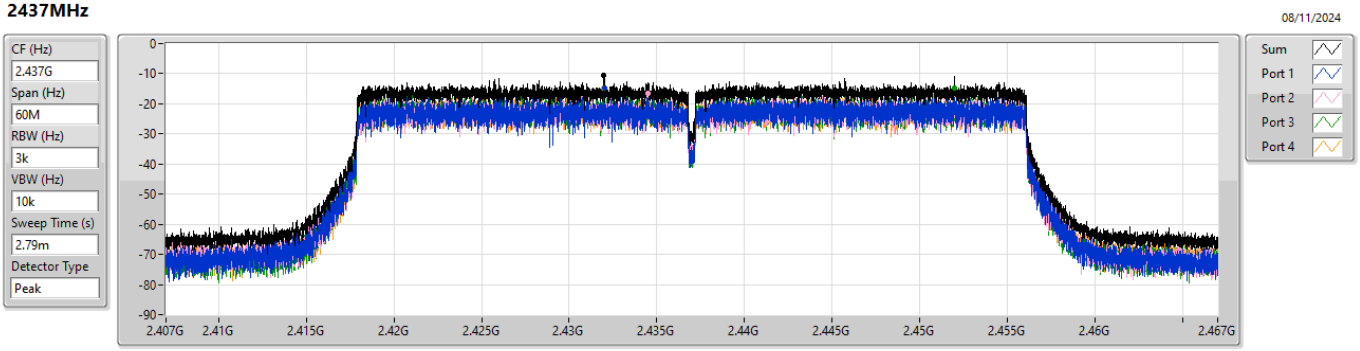

Sum	PD	Port 1	Port 2	Port 3	Port 4
(dBm/RBW)	(dBm/RBW)	(dBm/RBW)	(dBm/RBW)	(dBm/RBW)	(dBm/RBW)
-10.46	-10.46	-14.69	-16.39	-14.80	-14.72

2.4-2.4835GHz_802.11be EHT40_Nss1,(MCS0)_4TX **PSD**

2452MHz

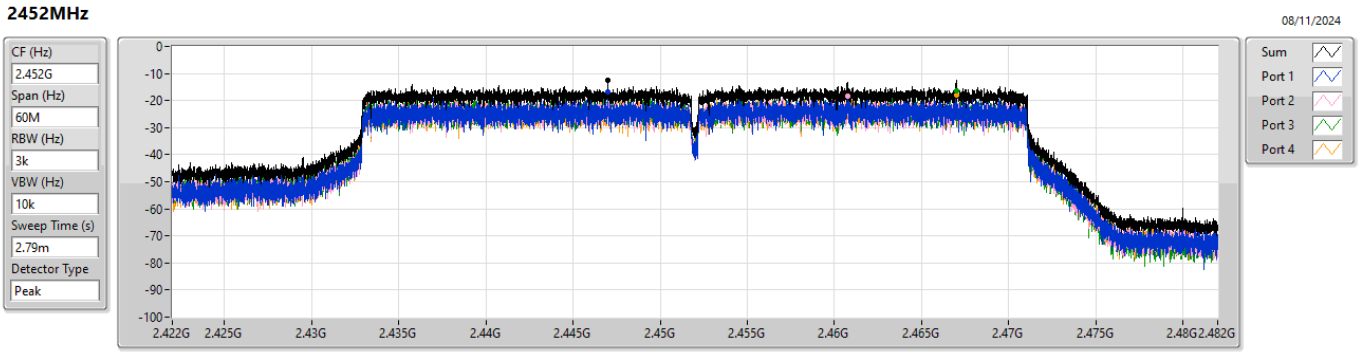

Sum	PD	Port 1	Port 2	Port 3	Port 4
(dBm/RBW)	(dBm/RBW)	(dBm/RBW)	(dBm/RBW)	(dBm/RBW)	(dBm/RBW)
-12.32	-12.32	-16.61	-18.46	-16.43	-18.09

Test Mode: Mode 2
Summary

Mode	PD (dBm/RBW)
2.4-2.4835GHz	-
802.11b_Nss1,(1Mbps)_2TX	3.01
802.11g_Nss1,(6Mbps)_2TX	-4.11
802.11be EHT20_Nss1,(MCS0)_2TX	-4.84
802.11be EHT40_Nss1,(MCS0)_2TX	-9.34

RBW = 3kHz;

Result

Mode	Result	DG (dBi)	Port 1 (dBm/RBW)	Port 2 (dBm/RBW)	PD (dBm/RBW)	PD Limit (dBm/RBW)
802.11b_Nss1,(1Mbps)_2TX	-	-	-	-	-	-
2412MHz	Pass	4.59	-0.23	-0.05	1.33	8.00
2437MHz	Pass	4.59	1.27	2.16	3.01	8.00
2462MHz	Pass	4.59	-1.87	-1.98	0.37	8.00
802.11g_Nss1,(6Mbps)_2TX	-	-	-	-	-	-
2412MHz	Pass	4.59	-9.14	-8.60	-7.42	8.00
2437MHz	Pass	4.59	-7.08	-6.54	-4.89	8.00
2462MHz	Pass	4.59	-6.98	-7.24	-4.11	8.00
802.11be EHT20_Nss1,(MCS0)_2TX	-	-	-	-	-	-
2412MHz	Pass	4.59	-10.17	-9.84	-7.26	8.00
2437MHz	Pass	4.59	-6.69	-6.39	-4.84	8.00
2462MHz	Pass	4.59	-8.76	-9.01	-6.20	8.00
802.11be EHT40_Nss1,(MCS0)_2TX	-	-	-	-	-	-
2422MHz	Pass	4.59	-13.52	-13.33	-11.78	8.00
2437MHz	Pass	4.59	-13.46	-11.47	-9.34	8.00
2452MHz	Pass	4.59	-14.29	-13.53	-11.53	8.00

DG = Directional Gain; RBW = 3kHz;
PD = trace bin-by-bin of each transmits port summing can be performed maximum power density; Port X = Port X Power Density;
Inf = There's no restriction for the limit.

2.4-2.4835GHz_802.11b_Nss1,(1Mbps)_2TX **PSD**

2412MHz

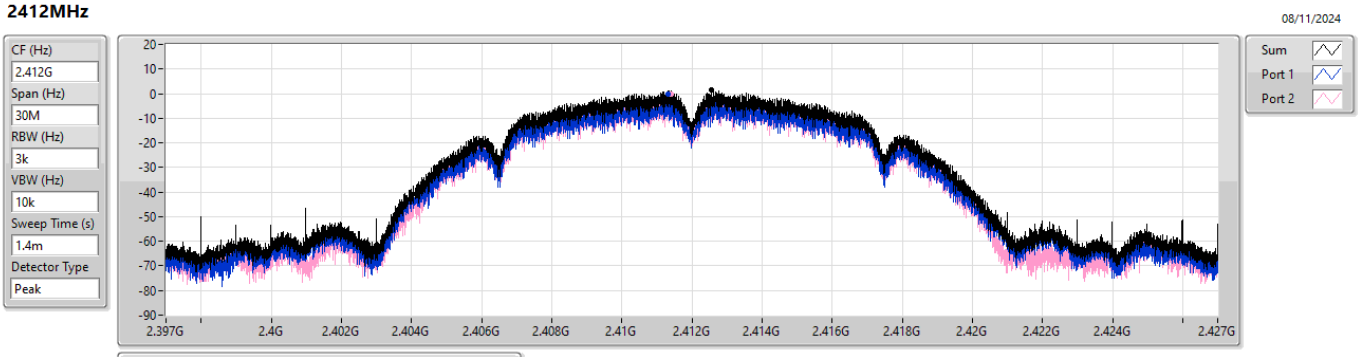

Sum	PD	Port 1	Port 2
(dBm/RBW)	(dBm/RBW)	(dBm/RBW)	(dBm/RBW)
1.33	1.33	-0.23	-0.05

2.4-2.4835GHz_802.11b_Nss1,(1Mbps)_2TX **PSD**

2437MHz

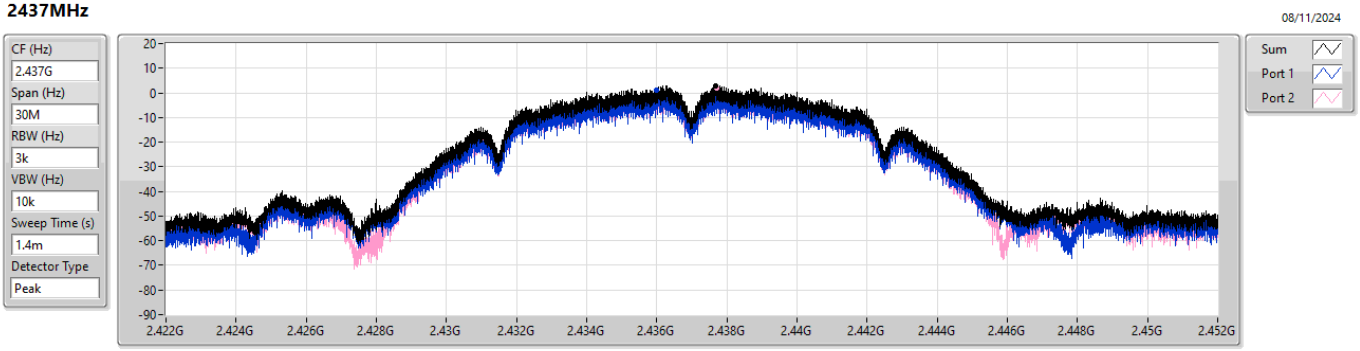

Sum	PD	Port 1	Port 2
(dBm/RBW)	(dBm/RBW)	(dBm/RBW)	(dBm/RBW)
3.01	3.01	1.27	2.16

2.4-2.4835GHz_802.11b_Nss1,(1Mbps)_2TX **PSD**

2462MHz

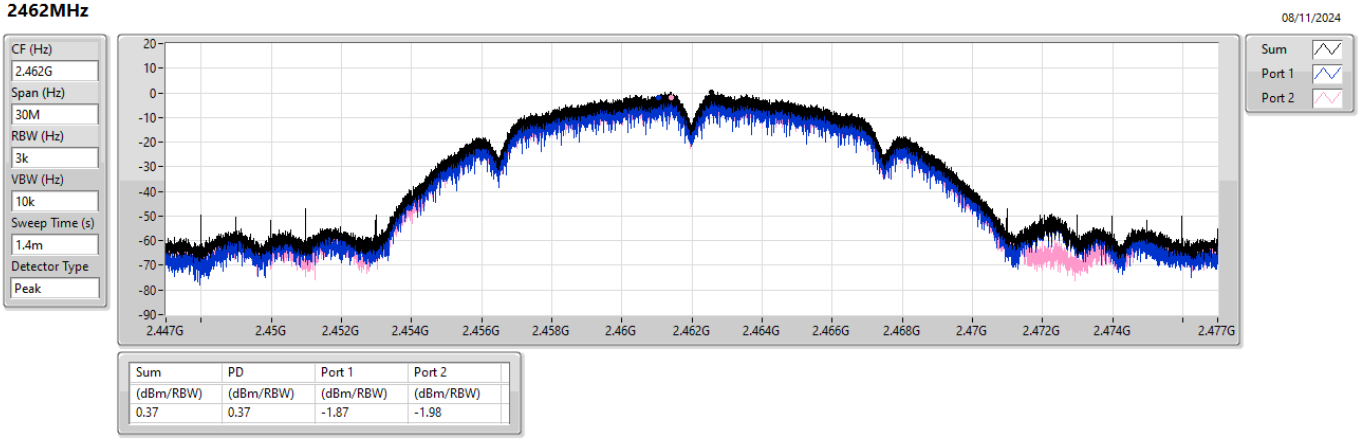

Sum	PD	Port 1	Port 2
(dBm/RBW)	(dBm/RBW)	(dBm/RBW)	(dBm/RBW)
0.37	0.37	-1.87	-1.98

2.4-2.4835GHz_802.11g_Nss1,(6Mbps)_2TX **PSD**

2412MHz

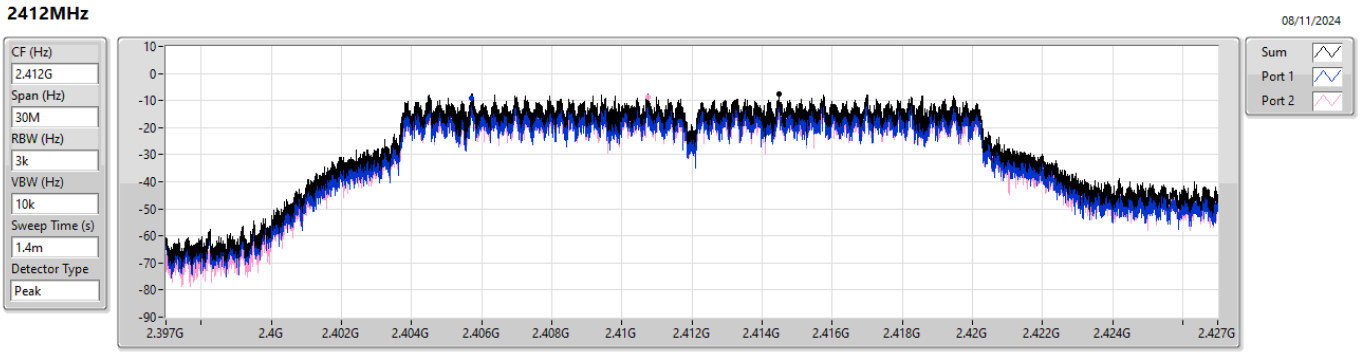

Sum	PD	Port 1	Port 2
(dBm/RBW)	(dBm/RBW)	(dBm/RBW)	(dBm/RBW)
-7.42	-7.42	-9.14	-8.60

2.4-2.4835GHz_802.11g_Nss1,(6Mbps)_2TX **PSD**

2437MHz

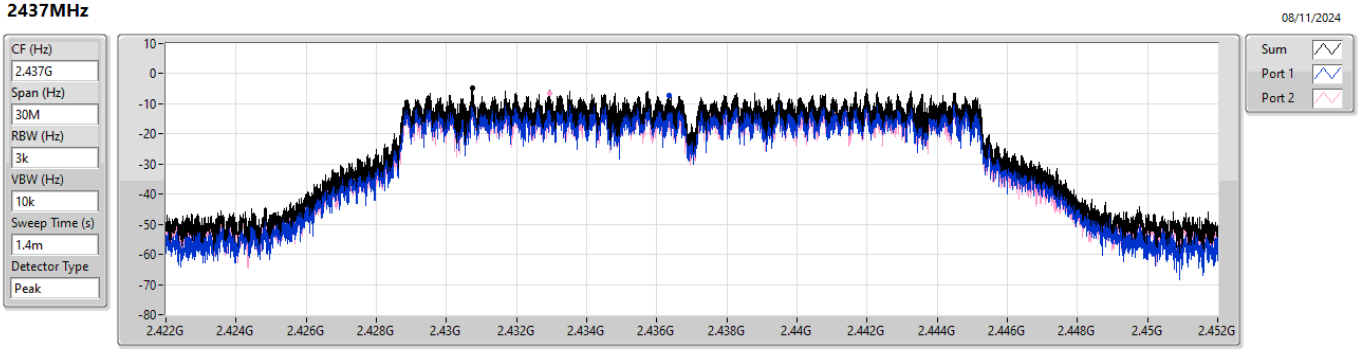

Sum	PD	Port 1	Port 2
(dBm/RBW)	(dBm/RBW)	(dBm/RBW)	(dBm/RBW)
-4.89	-4.89	-7.08	-6.54

2.4-2.4835GHz_802.11g_Nss1,(6Mbps)_2TX **PSD**

2462MHz

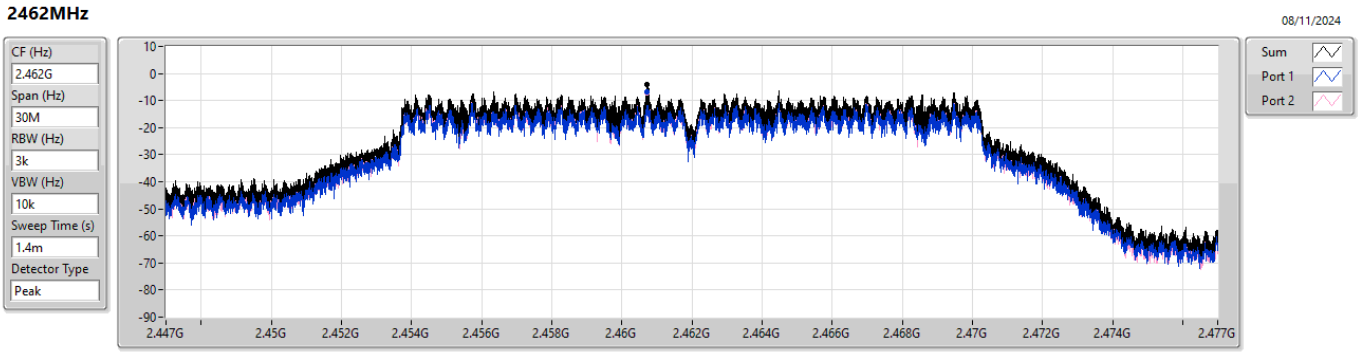

Sum	PD	Port 1	Port 2
(dBm/RBW)	(dBm/RBW)	(dBm/RBW)	(dBm/RBW)
-4.11	-4.11	-6.98	-7.24

2.4-2.4835GHz_802.11be EHT20_Nss1,(MCS0)_2TX **PSD**

2412MHz

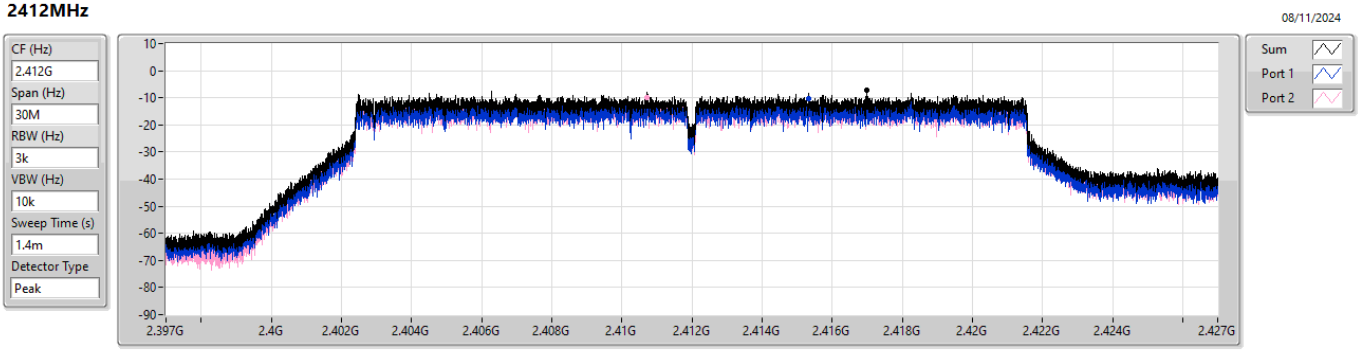

Sum	PD	Port 1	Port 2
(dBm/RBW)	(dBm/RBW)	(dBm/RBW)	(dBm/RBW)
-7.26	-7.26	-10.17	-9.84

2.4-2.4835GHz_802.11be EHT20_Nss1,(MCS0)_2TX **PSD**

2437MHz

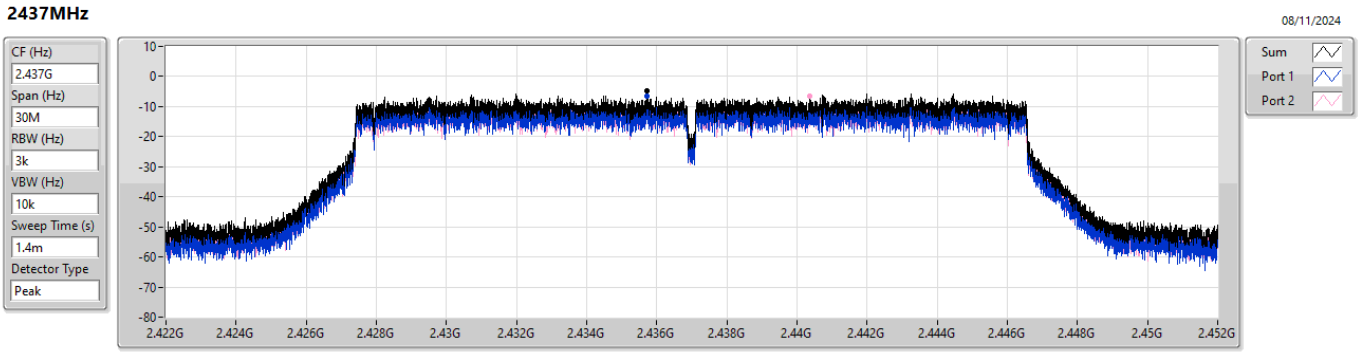

Sum	PD	Port 1	Port 2
(dBm/RBW)	(dBm/RBW)	(dBm/RBW)	(dBm/RBW)
-4.84	-4.84	-6.69	-6.39

2.4-2.4835GHz_802.11be EHT20_Nss1,(MCS0)_2TX **PSD**

2462MHz

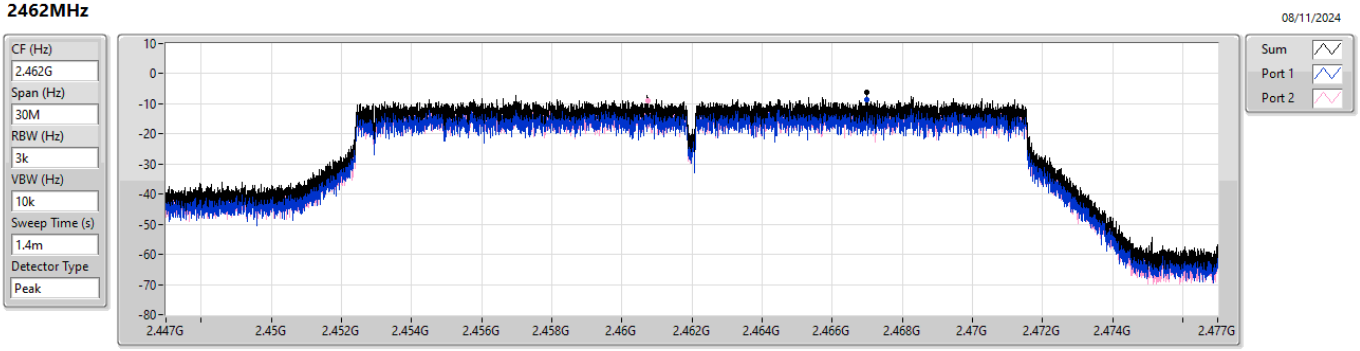

Sum	PD	Port 1	Port 2
(dBm/RBW)	(dBm/RBW)	(dBm/RBW)	(dBm/RBW)
-6.20	-6.20	-8.76	-9.01

2.4-2.4835GHz_802.11be EHT40_Nss1,(MCS0)_2TX **PSD**

2422MHz

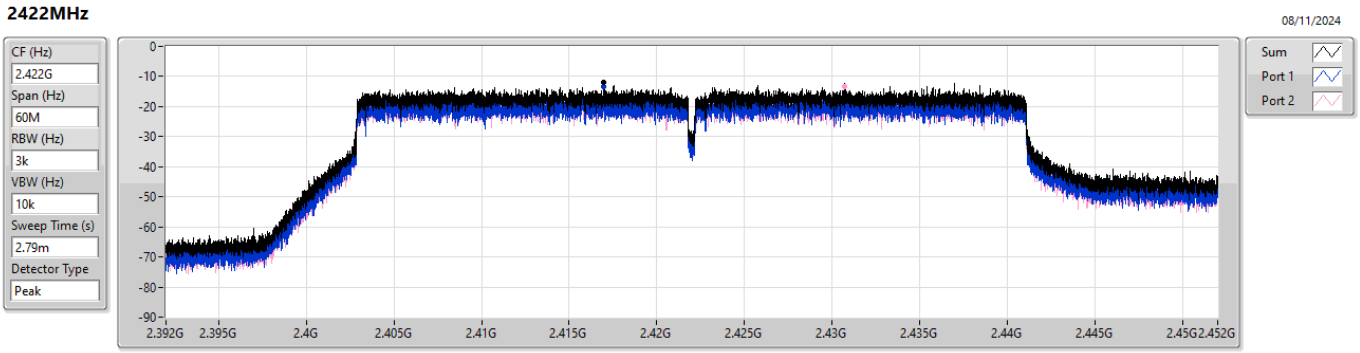

Sum	PD	Port 1	Port 2
(dBm/RBW)	(dBm/RBW)	(dBm/RBW)	(dBm/RBW)
-11.78	-11.78	-13.52	-13.33

2.4-2.4835GHz_802.11be EHT40_Nss1,(MCS0)_2TX **PSD**

2437MHz

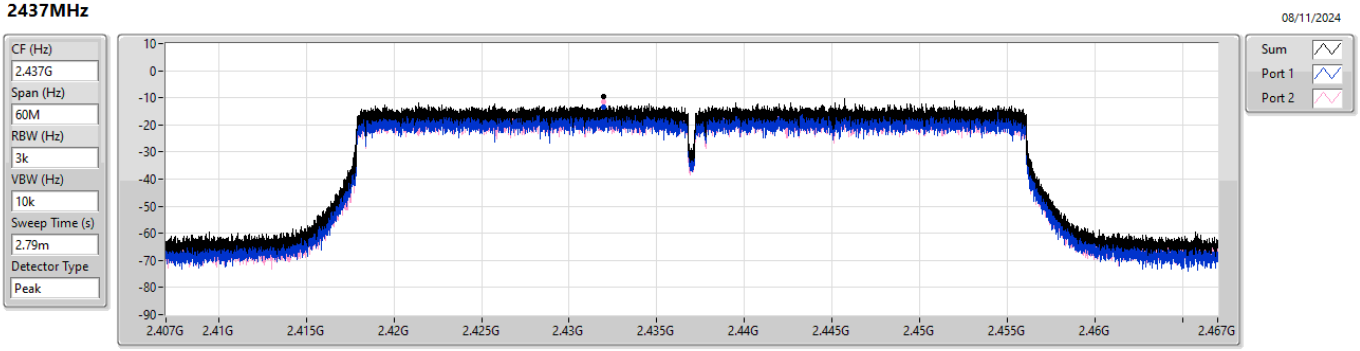

Sum	PD	Port 1	Port 2
(dBm/RBW)	(dBm/RBW)	(dBm/RBW)	(dBm/RBW)
-9.34	-9.34	-13.46	-11.47

2.4-2.4835GHz_802.11be EHT40_Nss1,(MCS0)_2TX **PSD**

2452MHz

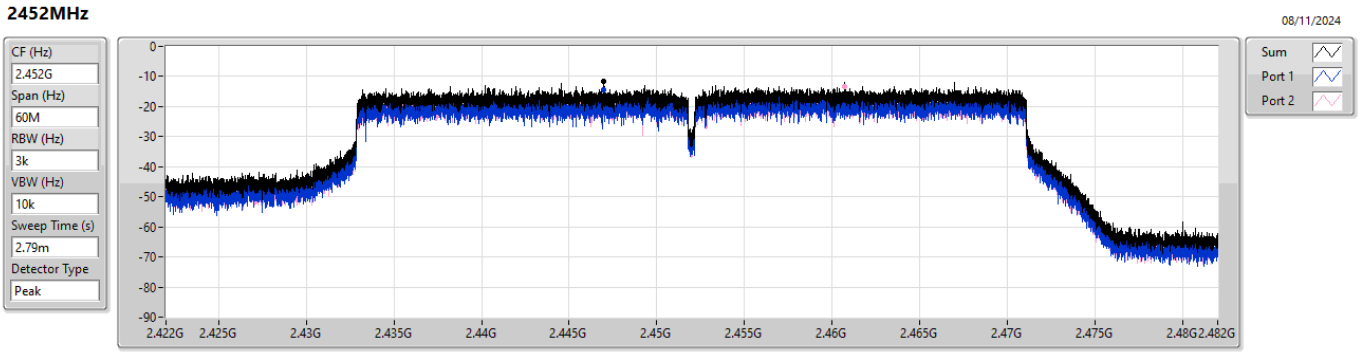

Sum	PD	Port 1	Port 2
(dBm/RBW)	(dBm/RBW)	(dBm/RBW)	(dBm/RBW)
-11.53	-11.53	-14.29	-13.53

Test Mode: Mode 3
Summary

Mode	PD (dBm/RBW)
2.4-2.4835GHz	-
802.11b_Nss1,(1Mbps)_4TX	-0.31
802.11g_Nss1,(6Mbps)_4TX	-6.70
802.11be EHT20_Nss1,(MCS0)_4TX	-7.19
802.11be EHT40_Nss1,(MCS0)_4TX	-10.97

RBW = 3kHz;

Result

Mode	Result	DG (dBi)	Port 1 (dBm/RBW)	Port 2 (dBm/RBW)	Port 3 (dBm/RBW)	Port 4 (dBm/RBW)	PD (dBm/RBW)	PD Limit (dBm/RBW)
802.11b_Nss1,(1Mbps)_4TX	-	-	-	-	-	-	-	-
2412MHz	Pass	8.34	-7.26	-6.52	-5.55	-7.99	-2.63	5.66
2437MHz	Pass	8.34	-6.04	-5.24	-4.59	-4.61	-0.31	5.66
2462MHz	Pass	8.34	-7.17	-6.91	-6.83	-7.79	-2.63	5.66
802.11g_Nss1,(6Mbps)_4TX	-	-	-	-	-	-	-	-
2412MHz	Pass	8.34	-14.31	-14.40	-14.00	-15.33	-10.35	5.66
2437MHz	Pass	8.34	-11.65	-11.41	-11.90	-11.22	-6.70	5.66
2462MHz	Pass	8.34	-14.27	-15.14	-14.26	-15.17	-10.08	5.66
802.11be EHT20_Nss1,(MCS0)_4TX	-	-	-	-	-	-	-	-
2412MHz	Pass	8.34	-16.57	-17.76	-16.28	-16.76	-12.76	5.66
2437MHz	Pass	8.34	-10.59	-10.85	-11.22	-11.00	-7.19	5.66
2462MHz	Pass	8.34	-15.43	-15.50	-15.02	-15.82	-10.64	5.66
802.11be EHT40_Nss1,(MCS0)_4TX	-	-	-	-	-	-	-	-
2422MHz	Pass	8.34	-20.05	-20.90	-18.89	-18.77	-15.30	5.66
2437MHz	Pass	8.34	-17.48	-15.25	-15.65	-16.70	-10.97	5.66
2452MHz	Pass	8.34	-20.74	-20.76	-19.29	-21.79	-15.51	5.66

DG = Directional Gain; RBW = 3kHz;
PD = trace bin-by-bin of each transmits port summing can be performed maximum power density; Port X = Port X Power Density;
Inf = There's no restriction for the limit.

2.4-2.4835GHz_802.11b_Nss1,(1Mbps)_4TX **PSD**

2412MHz

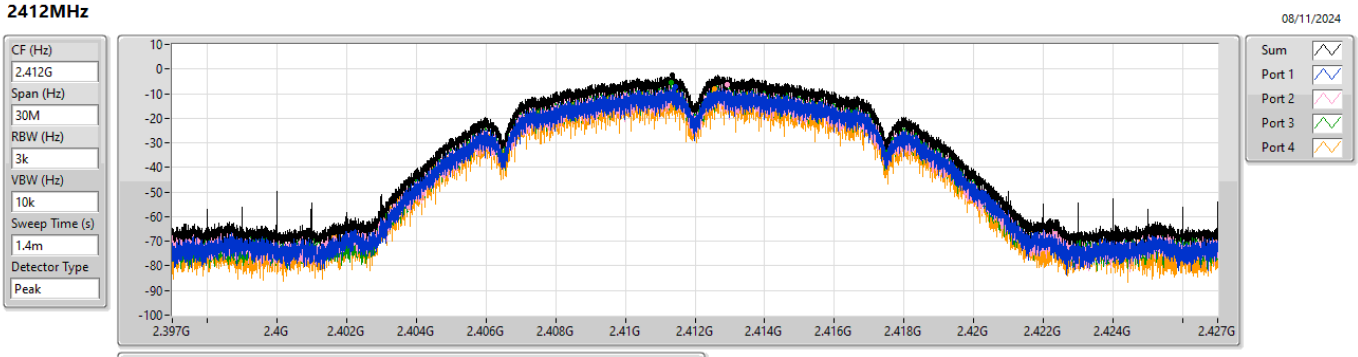

Sum	PD	Port 1	Port 2	Port 3	Port 4
(dBm/RBW)	(dBm/RBW)	(dBm/RBW)	(dBm/RBW)	(dBm/RBW)	(dBm/RBW)
-2.63	-2.63	-7.26	-6.52	-5.55	-7.99

2.4-2.4835GHz_802.11b_Nss1,(1Mbps)_4TX **PSD**

2437MHz

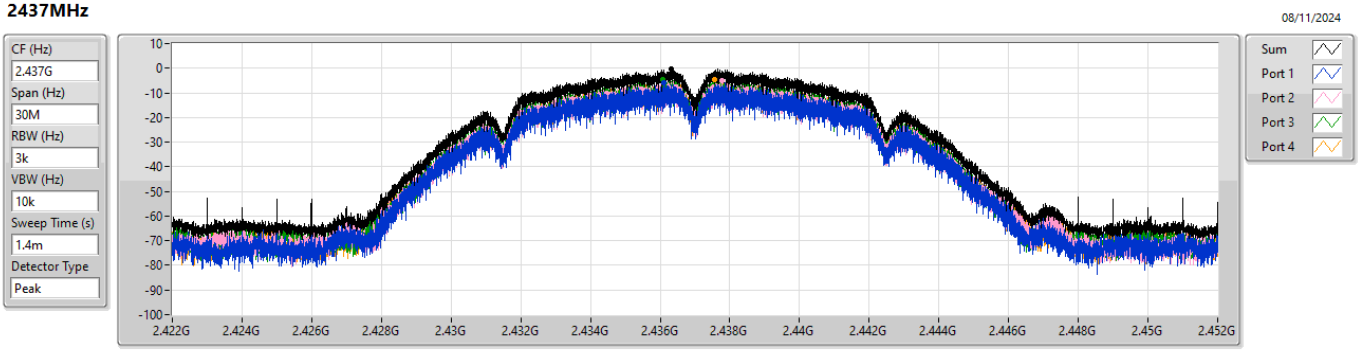

Sum	PD	Port 1	Port 2	Port 3	Port 4
(dBm/RBW)	(dBm/RBW)	(dBm/RBW)	(dBm/RBW)	(dBm/RBW)	(dBm/RBW)
-0.31	-0.31	-6.04	-5.24	-4.59	-4.61

2.4-2.4835GHz_802.11b_Nss1,(1Mbps)_4TX **PSD**

2462MHz

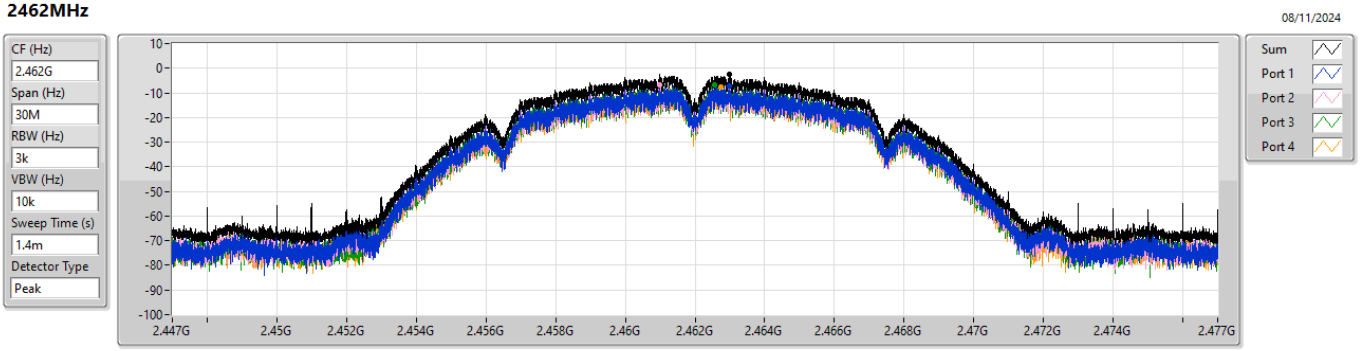

Sum	PD	Port 1	Port 2	Port 3	Port 4
(dBm/RBW)	(dBm/RBW)	(dBm/RBW)	(dBm/RBW)	(dBm/RBW)	(dBm/RBW)
-2.63	-2.63	-7.17	-6.91	-6.83	-7.79

2.4-2.4835GHz_802.11g_Nss1,(6Mbps)_4TX **PSD**

2412MHz

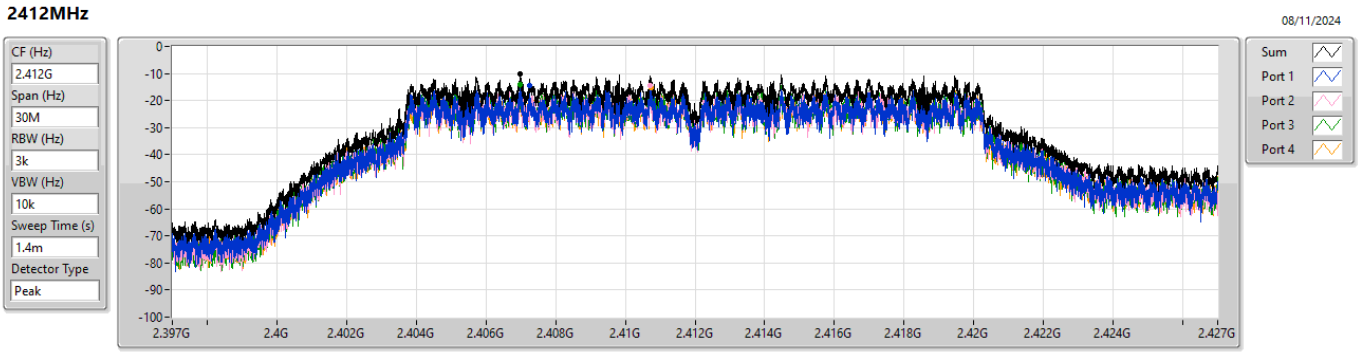

Sum	PD	Port 1	Port 2	Port 3	Port 4
(dBm/RBW)	(dBm/RBW)	(dBm/RBW)	(dBm/RBW)	(dBm/RBW)	(dBm/RBW)
-10.35	-10.35	-14.31	-14.40	-14.00	-15.33

2.4-2.4835GHz_802.11g_Nss1,(6Mbps)_4TX **PSD**

2437MHz

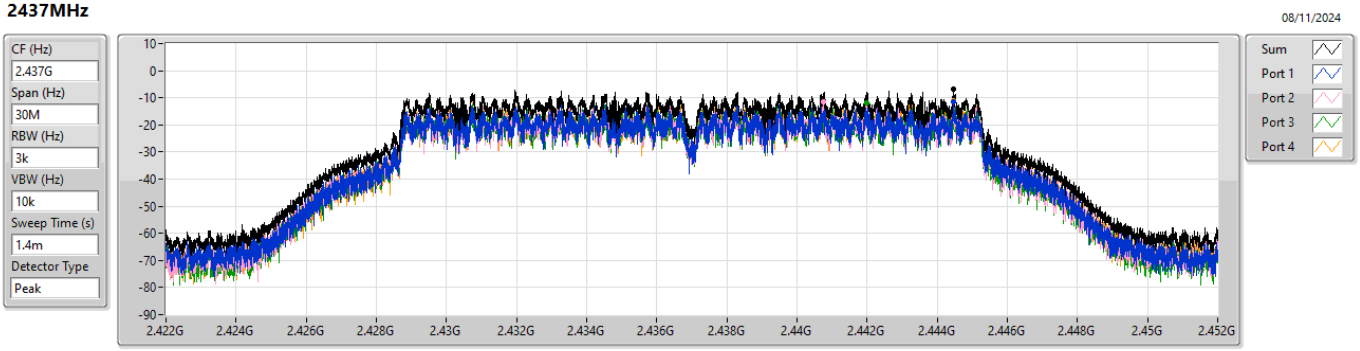

Sum	PD	Port 1	Port 2	Port 3	Port 4
(dBm/RBW)	(dBm/RBW)	(dBm/RBW)	(dBm/RBW)	(dBm/RBW)	(dBm/RBW)
-6.70	-6.70	-11.65	-11.41	-11.90	-11.22

2.4-2.4835GHz_802.11g_Nss1,(6Mbps)_4TX **PSD**

2462MHz

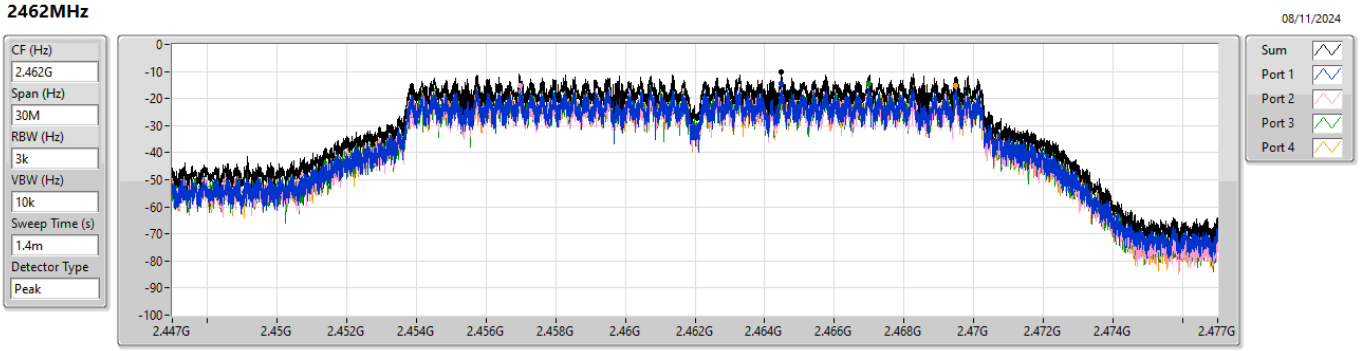

Sum	PD	Port 1	Port 2	Port 3	Port 4
(dBm/RBW)	(dBm/RBW)	(dBm/RBW)	(dBm/RBW)	(dBm/RBW)	(dBm/RBW)
-10.08	-10.08	-14.27	-15.14	-14.26	-15.17

2.4-2.4835GHz_802.11be EHT20_Nss1,(MCS0)_4TX **PSD**

2412MHz

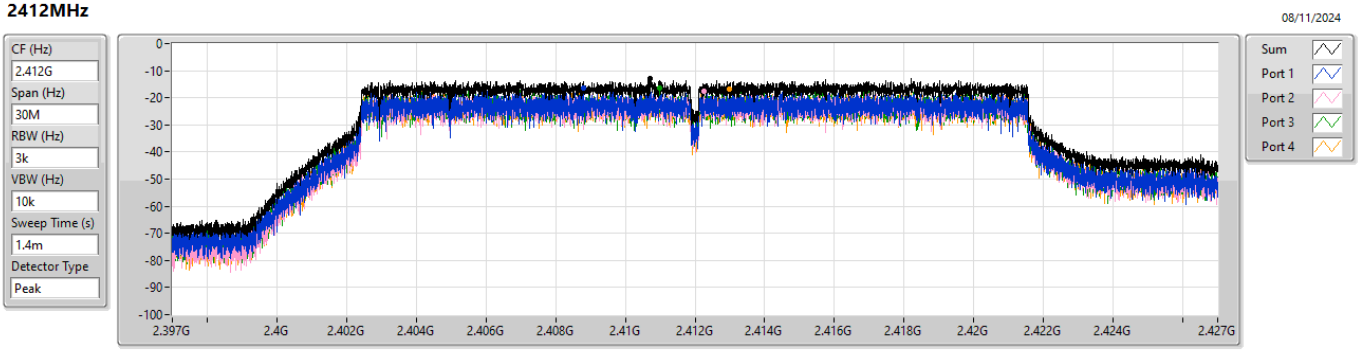

Sum	PD	Port 1	Port 2	Port 3	Port 4
(dBm/RBW)	(dBm/RBW)	(dBm/RBW)	(dBm/RBW)	(dBm/RBW)	(dBm/RBW)
-12.76	-12.76	-16.57	-17.76	-16.28	-16.76

2.4-2.4835GHz_802.11be EHT20_Nss1,(MCS0)_4TX **PSD**

2437MHz

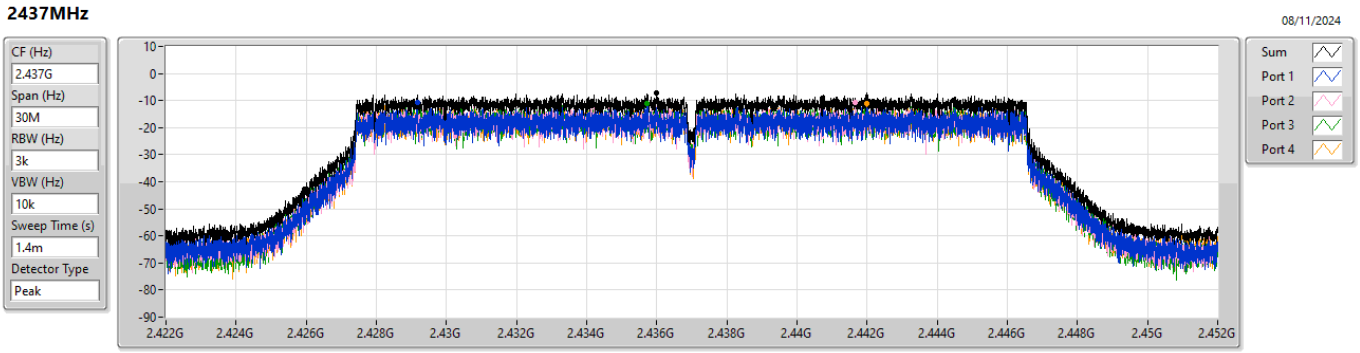

Sum	PD	Port 1	Port 2	Port 3	Port 4
(dBm/RBW)	(dBm/RBW)	(dBm/RBW)	(dBm/RBW)	(dBm/RBW)	(dBm/RBW)
-7.19	-7.19	-10.59	-10.85	-11.22	-11.00

2.4-2.4835GHz_802.11be EHT20_Nss1,(MCS0)_4TX **PSD**

2462MHz

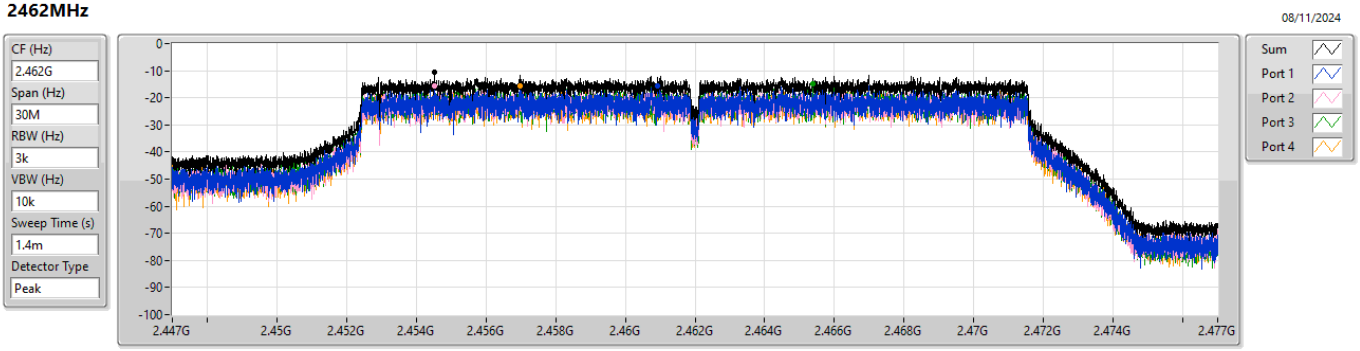

Sum	PD	Port 1	Port 2	Port 3	Port 4
(dBm/RBW)	(dBm/RBW)	(dBm/RBW)	(dBm/RBW)	(dBm/RBW)	(dBm/RBW)
-10.64	-10.64	-15.43	-15.50	-15.02	-15.82

2.4-2.4835GHz_802.11be EHT40_Nss1,(MCS0)_4TX **PSD**

2422MHz

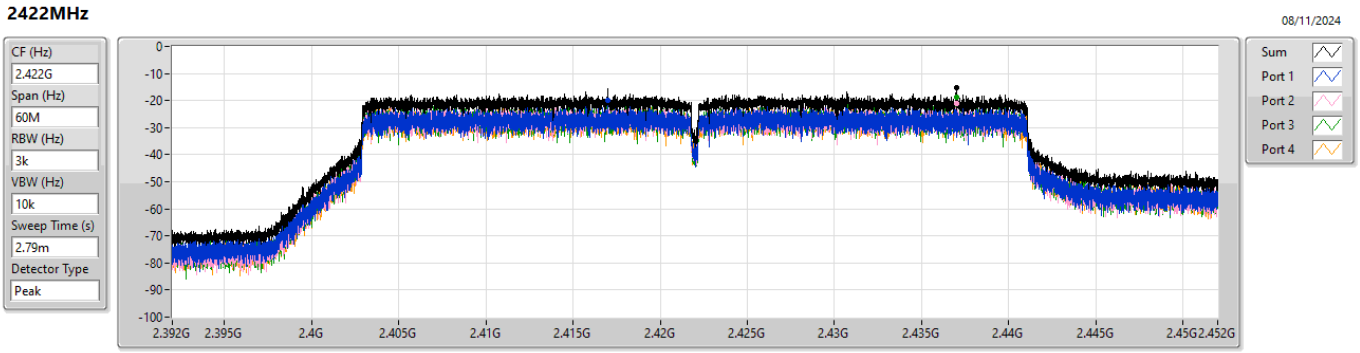

Sum	PD	Port 1	Port 2	Port 3	Port 4
(dBm/RBW)	(dBm/RBW)	(dBm/RBW)	(dBm/RBW)	(dBm/RBW)	(dBm/RBW)
-15.30	-15.30	-20.05	-20.90	-18.89	-18.77

2.4-2.4835GHz_802.11be EHT40_Nss1,(MCS0)_4TX **PSD**

2437MHz

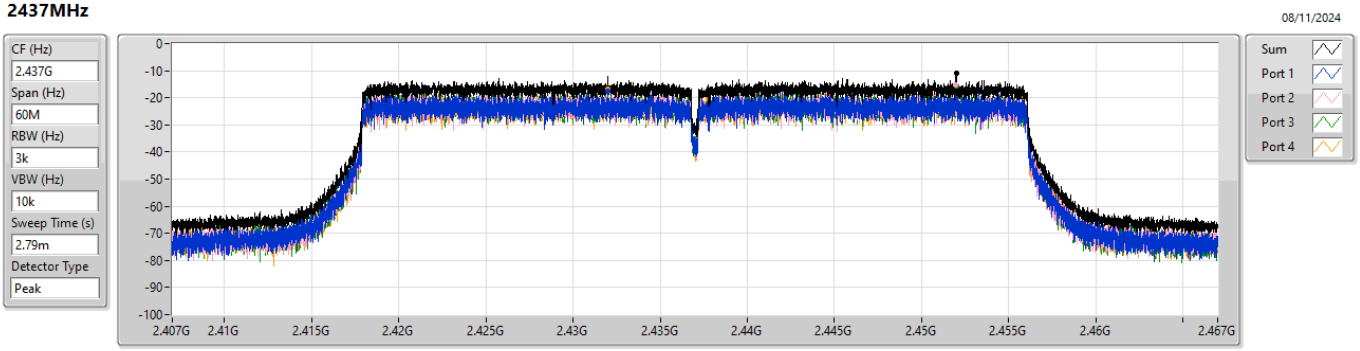

Sum	PD	Port 1	Port 2	Port 3	Port 4
(dBm/RBW)	(dBm/RBW)	(dBm/RBW)	(dBm/RBW)	(dBm/RBW)	(dBm/RBW)
-10.97	-10.97	-17.48	-15.25	-15.65	-16.70

2.4-2.4835GHz_802.11be EHT40_Nss1,(MCS0)_4TX **PSD**

2452MHz

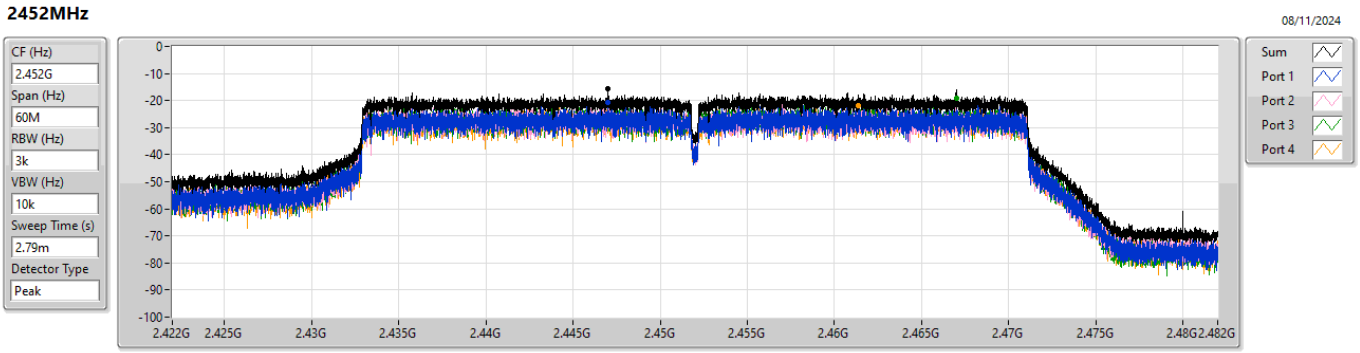

Sum	PD	Port 1	Port 2	Port 3	Port 4
(dBm/RBW)	(dBm/RBW)	(dBm/RBW)	(dBm/RBW)	(dBm/RBW)	(dBm/RBW)
-15.51	-15.51	-20.74	-20.76	-19.29	-21.79

Test Mode: Mode 4
Summary

Mode	PD (dBm/RBW)
2.4-2.4835GHz	-
802.11b_Nss1,(1Mbps)_2TX	2.08
802.11g_Nss1,(6Mbps)_2TX	-5.16
802.11be EHT20_Nss1,(MCS0)_2TX	-6.16
802.11be EHT40_Nss1,(MCS0)_2TX	-10.52

RBW = 3kHz;

Result

Mode	Result	DG (dBi)	Port 1 (dBm/RBW)	Port 2 (dBm/RBW)	PD (dBm/RBW)	PD Limit (dBm/RBW)
802.11b_Nss1,(1Mbps)_2TX	-	-	-	-	-	-
2412MHz	Pass	6.71	-0.67	-1.33	1.39	7.29
2437MHz	Pass	6.71	0.68	-0.74	2.08	7.29
2462MHz	Pass	6.71	-1.56	-1.92	0.01	7.29
802.11g_Nss1,(6Mbps)_2TX	-	-	-	-	-	-
2412MHz	Pass	6.71	-10.00	-8.32	-7.09	7.29
2437MHz	Pass	6.71	-7.38	-7.58	-5.16	7.29
2462MHz	Pass	6.71	-10.05	-9.57	-7.42	7.29
802.11be EHT20_Nss1,(MCS0)_2TX	-	-	-	-	-	-
2412MHz	Pass	6.71	-9.89	-11.34	-7.69	7.29
2437MHz	Pass	6.71	-7.96	-7.59	-6.16	7.29
2462MHz	Pass	6.71	-10.26	-10.39	-7.54	7.29
802.11be EHT40_Nss1,(MCS0)_2TX	-	-	-	-	-	-
2422MHz	Pass	6.71	-14.52	-16.16	-12.50	7.29
2437MHz	Pass	6.71	-12.81	-12.66	-10.52	7.29
2452MHz	Pass	6.71	-15.45	-14.92	-12.17	7.29

DG = Directional Gain; RBW = 3kHz;
PD = trace bin-by-bin of each transmits port summing can be performed maximum power density; Port X = Port X Power Density;
Inf = There's no restriction for the limit.

2.4-2.4835GHz_802.11b_Nss1,(1Mbps)_2TX **PSD**

2412MHz

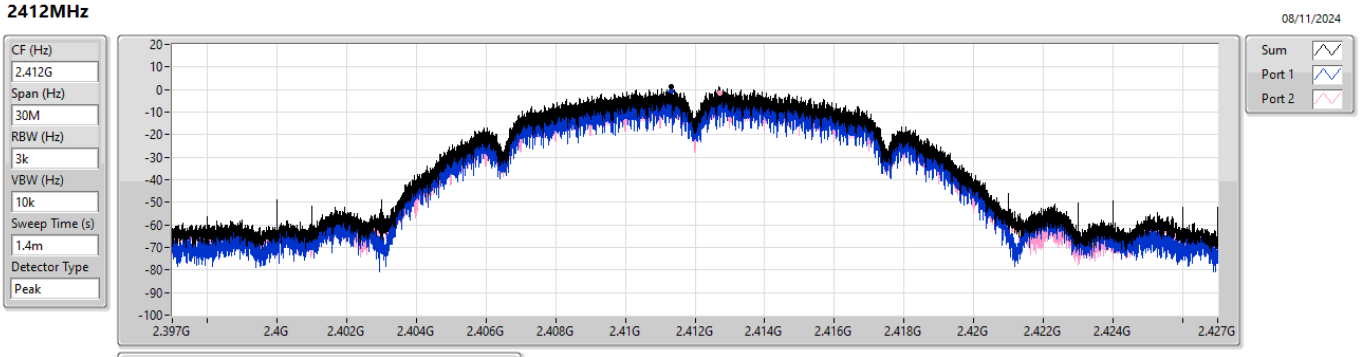

Sum	PD	Port 1	Port 2
(dBm/RBW)	(dBm/RBW)	(dBm/RBW)	(dBm/RBW)
1.39	1.39	-0.67	-1.33

2.4-2.4835GHz_802.11b_Nss1,(1Mbps)_2TX **PSD**

2437MHz

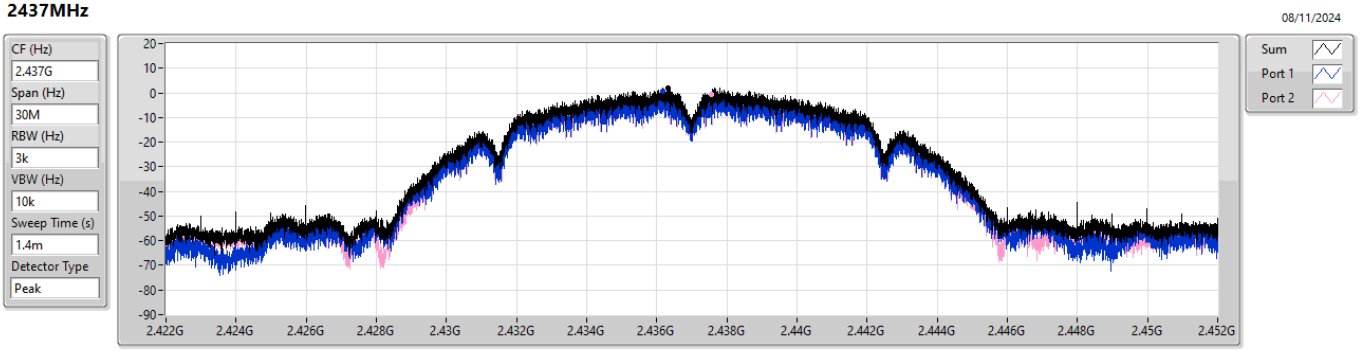

Sum	PD	Port 1	Port 2
(dBm/RBW)	(dBm/RBW)	(dBm/RBW)	(dBm/RBW)
2.08	2.08	0.68	-0.74

2.4-2.4835GHz_802.11b_Nss1,(1Mbps)_2TX **PSD**

2462MHz

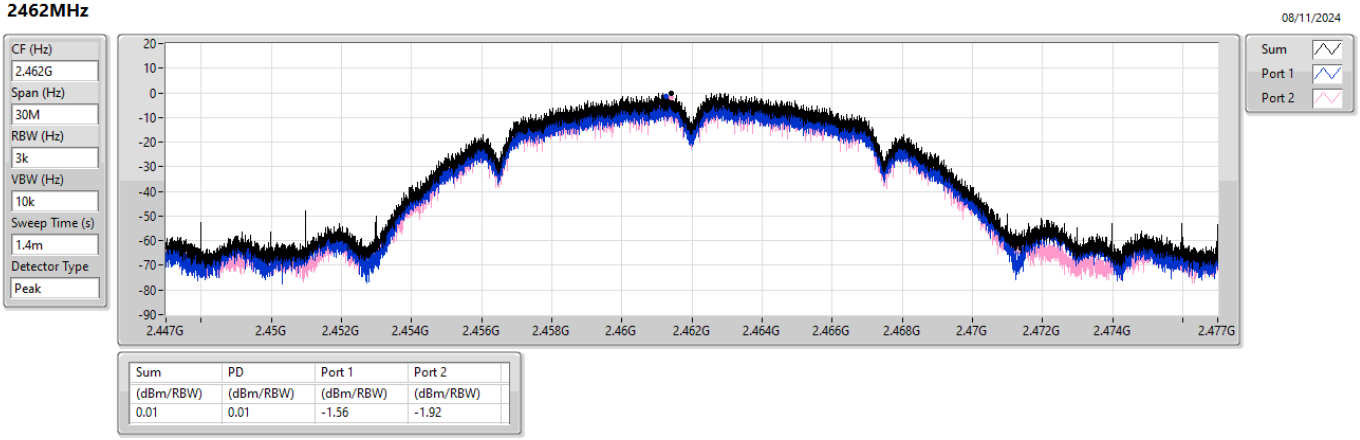

Sum	PD	Port 1	Port 2
(dBm/RBW)	(dBm/RBW)	(dBm/RBW)	(dBm/RBW)
0.01	0.01	-1.56	-1.92

2.4-2.4835GHz_802.11g_Nss1,(6Mbps)_2TX **PSD**

2412MHz

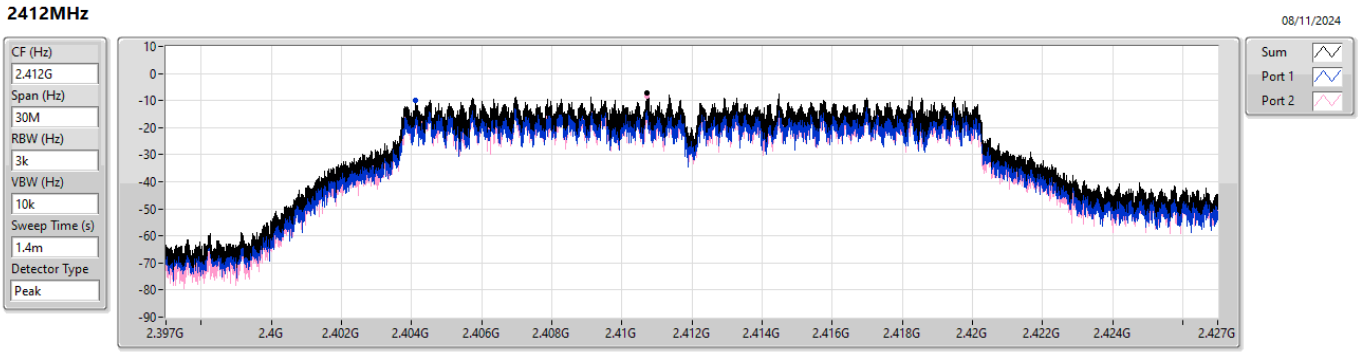

Sum	PD	Port 1	Port 2
(dBm/RBW)	(dBm/RBW)	(dBm/RBW)	(dBm/RBW)
-7.09	-7.09	-10.00	-8.32

2.4-2.4835GHz_802.11g_Nss1,(6Mbps)_2TX **PSD**

2437MHz

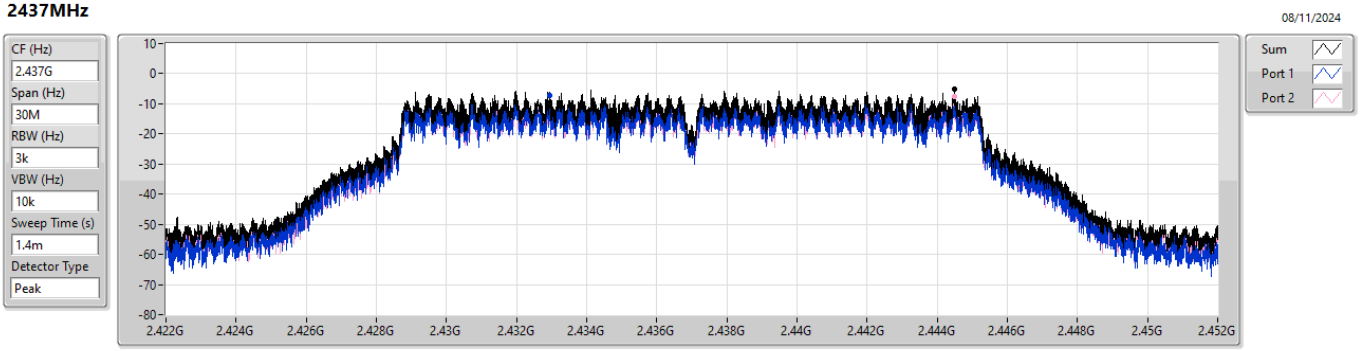

Sum	PD	Port 1	Port 2
(dBm/RBW)	(dBm/RBW)	(dBm/RBW)	(dBm/RBW)
-5.16	-5.16	-7.38	-7.58

2.4-2.4835GHz_802.11g_Nss1,(6Mbps)_2TX **PSD**

2462MHz

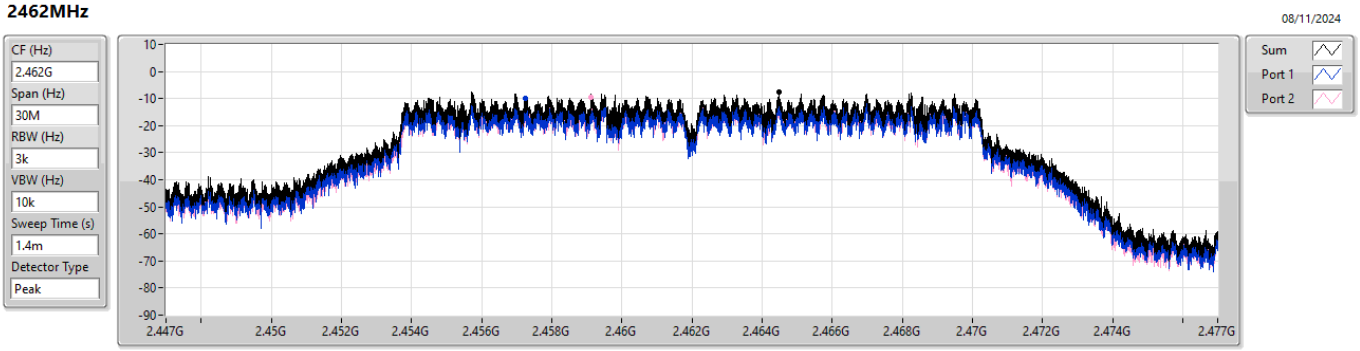

Sum	PD	Port 1	Port 2
(dBm/RBW)	(dBm/RBW)	(dBm/RBW)	(dBm/RBW)
-7.42	-7.42	-10.05	-9.57

2.4-2.4835GHz_802.11be EHT20_Nss1,(MCS0)_2TX **PSD**

2412MHz

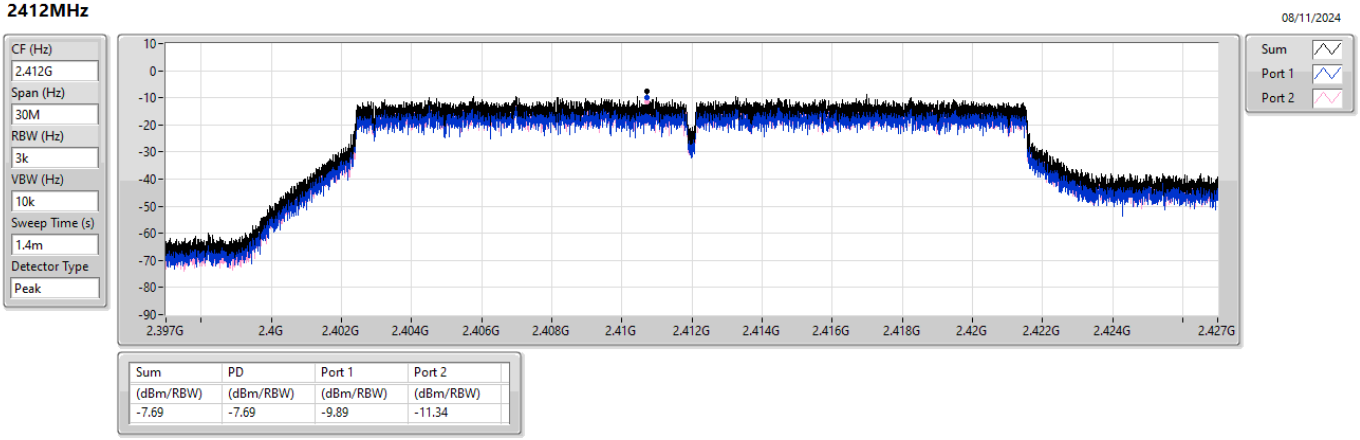

Sum	PD	Port 1	Port 2
(dBm/RBW)	(dBm/RBW)	(dBm/RBW)	(dBm/RBW)
-7.69	-7.69	-9.89	-11.34

2.4-2.4835GHz_802.11be EHT20_Nss1,(MCS0)_2TX **PSD**

2437MHz

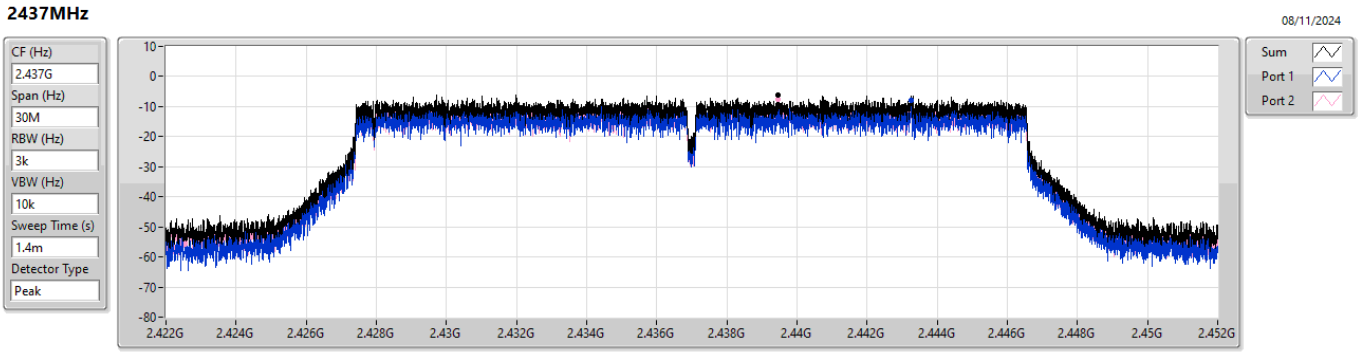

Sum	PD	Port 1	Port 2
(dBm/RBW)	(dBm/RBW)	(dBm/RBW)	(dBm/RBW)
-6.16	-6.16	-7.96	-7.59

2.4-2.4835GHz_802.11be EHT20_Nss1,(MCS0)_2TX **PSD**

2462MHz

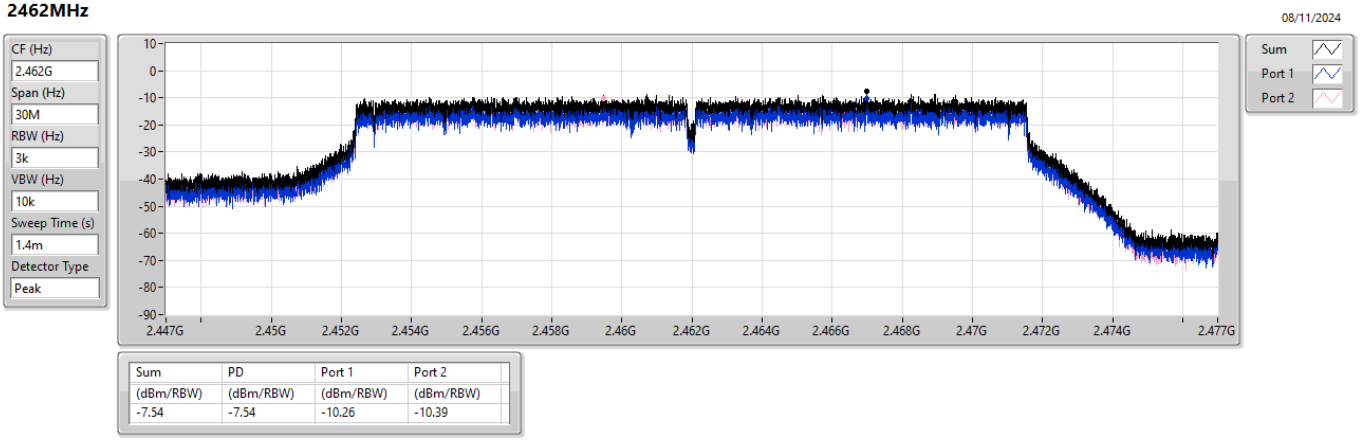

Sum	PD	Port 1	Port 2
(dBm/RBW)	(dBm/RBW)	(dBm/RBW)	(dBm/RBW)
-7.54	-7.54	-10.26	-10.39

2.4-2.4835GHz_802.11be EHT40_Nss1,(MCS0)_2TX **PSD**

2422MHz

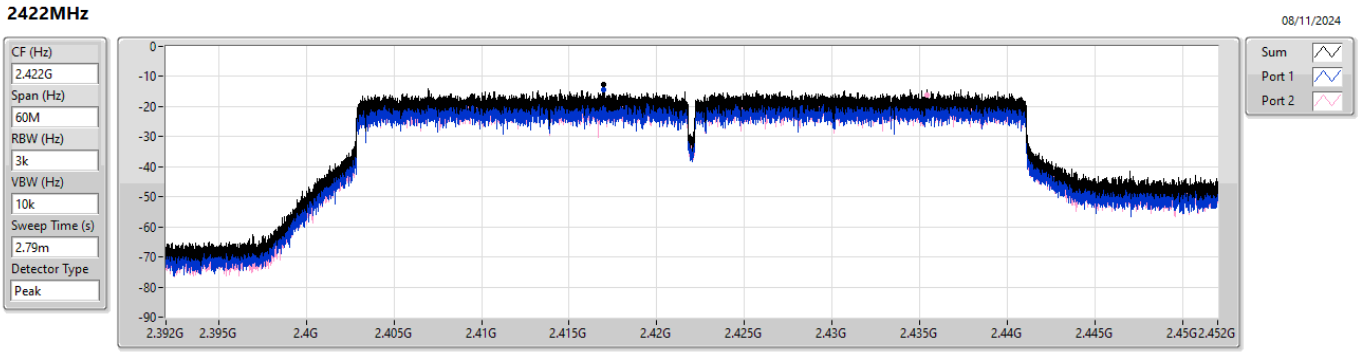

Sum	PD	Port 1	Port 2
(dBm/RBW)	(dBm/RBW)	(dBm/RBW)	(dBm/RBW)
-12.50	-12.50	-14.52	-16.16

2.4-2.4835GHz_802.11be EHT40_Nss1,(MCS0)_2TX **PSD**

2437MHz

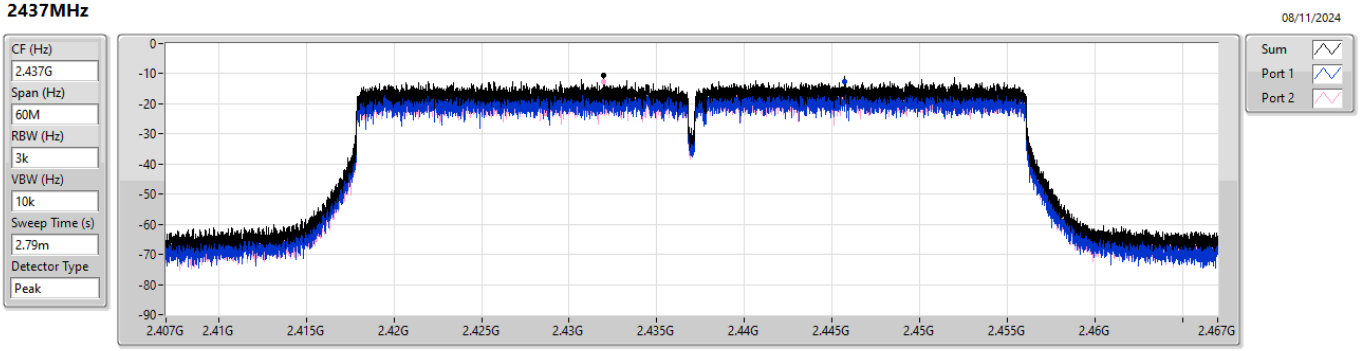

Sum	PD	Port 1	Port 2
(dBm/RBW)	(dBm/RBW)	(dBm/RBW)	(dBm/RBW)
-10.52	-10.52	-12.81	-12.66

2.4-2.4835GHz_802.11be EHT40_Nss1,(MCS0)_2TX **PSD**

2452MHz

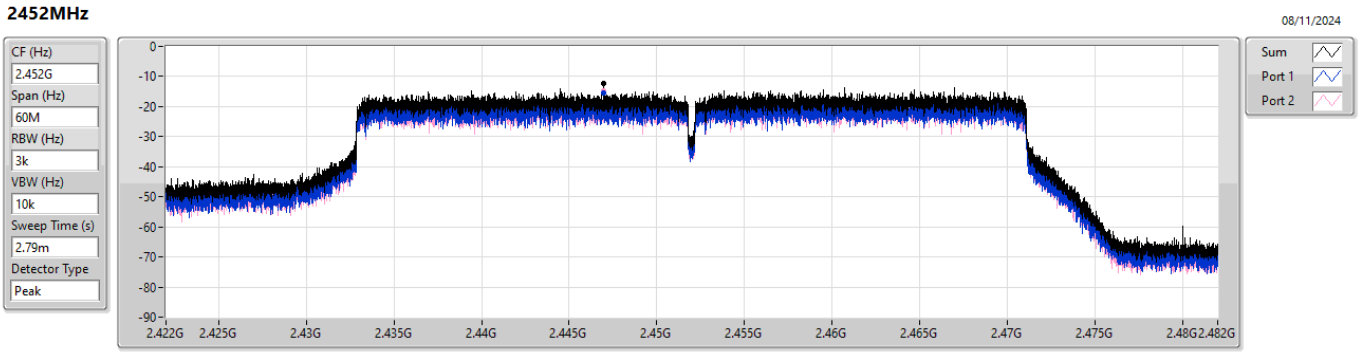

Sum	PD	Port 1	Port 2
(dBm/RBW)	(dBm/RBW)	(dBm/RBW)	(dBm/RBW)
-12.17	-12.17	-15.45	-14.92

Test Mode: Mode 5
Summary

Mode	PD
	(dBm/RBW)
2.4-2.4835GHz	-
802.11b_Nss1,(1Mbps)_4TX	1.15
802.11g_Nss1,(6Mbps)_4TX	-6.06
802.11be EHT20_Nss1,(MCS0)_4TX	-8.22
802.11be EHT40_Nss1,(MCS0)_4TX	-13.36

RBW = 3kHz;

Result

Mode	Result	DG	Port 1	Port 2	Port 3	Port 4	PD	PD Limit
		(dBi)	(dBm/RBW)	(dBm/RBW)	(dBm/RBW)	(dBm/RBW)	(dBm/RBW)	(dBm/RBW)
802.11b_Nss1,(1Mbps)_4TX	-	-	-	-	-	-	-	-
2412MHz	Pass	11.47	-6.15	-7.09	-6.42	-5.91	-1.11	2.53
2437MHz	Pass	11.47	-3.21	-3.42	-1.01	-3.66	1.15	2.53
2462MHz	Pass	11.47	-4.69	-5.38	-3.53	-5.18	-0.22	2.53
802.11g_Nss1,(6Mbps)_4TX	-	-	-	-	-	-	-	-
2412MHz	Pass	11.47	-13.89	-15.08	-14.20	-14.74	-10.45	2.53
2437MHz	Pass	11.47	-10.51	-12.94	-9.94	-10.58	-6.06	2.53
2462MHz	Pass	11.47	-14.43	-16.03	-14.73	-14.26	-10.21	2.53
802.11be EHT20_Nss1,(MCS0)_4TX	-	-	-	-	-	-	-	-
2412MHz	Pass	11.47	-13.90	-16.27	-13.36	-15.48	-10.53	2.53
2437MHz	Pass	11.47	-12.34	-12.79	-11.71	-11.75	-8.22	2.53
2462MHz	Pass	11.47	-15.62	-17.82	-14.56	-14.56	-11.03	2.53
802.11be EHT40_Nss1,(MCS0)_4TX	-	-	-	-	-	-	-	-
2422MHz	Pass	11.47	-19.15	-20.96	-19.55	-19.04	-14.75	2.53
2437MHz	Pass	11.47	-18.05	-18.80	-17.68	-17.33	-13.36	2.53
2452MHz	Pass	11.47	-19.80	-20.25	-19.39	-18.39	-15.55	2.53

DG = Directional Gain; RBW = 3kHz;
PD = trace bin-by-bin of each transmits port summing can be performed maximum power density; Port X = Port X Power Density;
Inf = There's no restriction for the limit.

2.4-2.4835GHz_802.11b_Nss1,(1Mbps)_4TX **PSD**

2412MHz

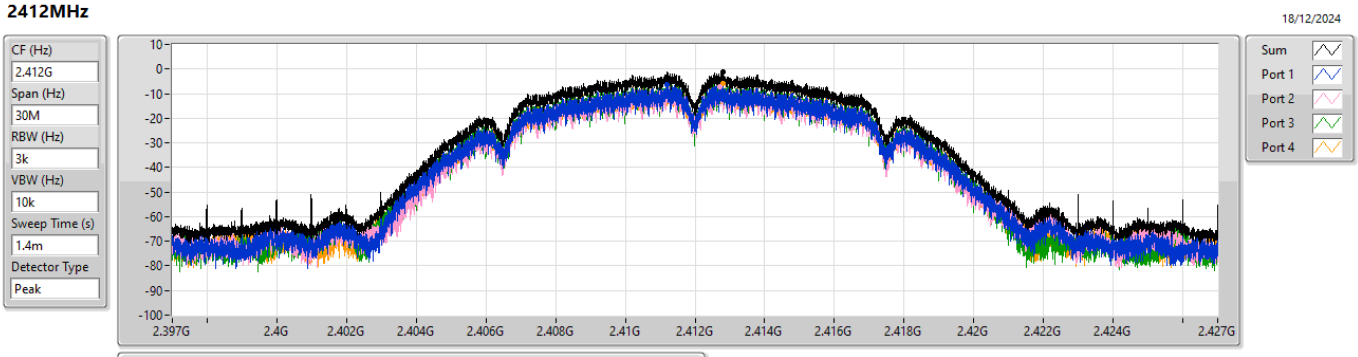

Sum	PD	Port 1	Port 2	Port 3	Port 4
(dBm/RBW)	(dBm/RBW)	(dBm/RBW)	(dBm/RBW)	(dBm/RBW)	(dBm/RBW)
-1.11	-1.11	-6.15	-7.09	-6.42	-5.91

2.4-2.4835GHz_802.11b_Nss1,(1Mbps)_4TX **PSD**

2437MHz

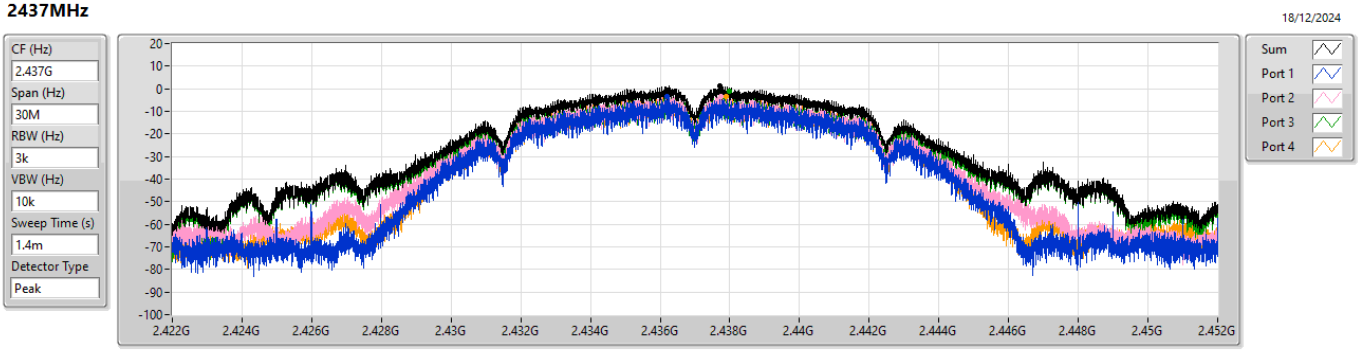

Sum	PD	Port 1	Port 2	Port 3	Port 4
(dBm/RBW)	(dBm/RBW)	(dBm/RBW)	(dBm/RBW)	(dBm/RBW)	(dBm/RBW)
1.15	1.15	-3.21	-3.42	-1.01	-3.66

2.4-2.4835GHz_802.11b_Nss1,(1Mbps)_4TX **PSD**

2462MHz

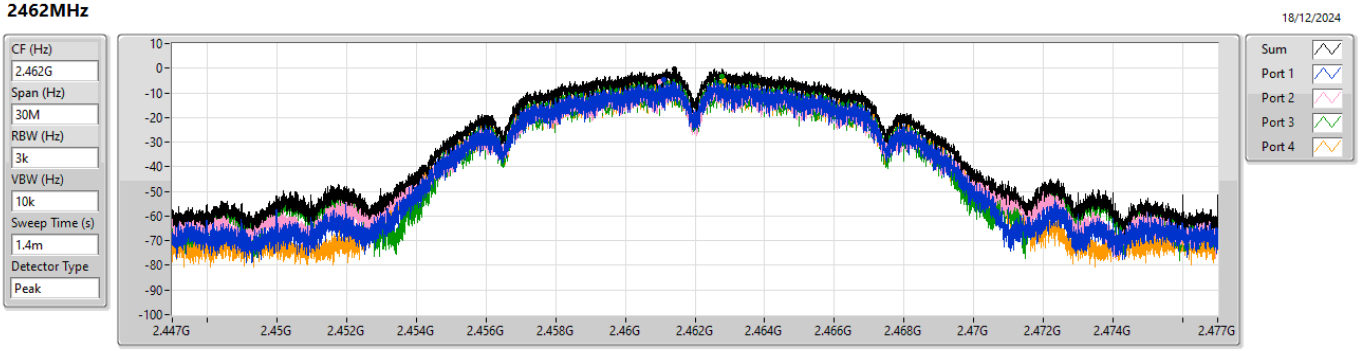

Sum	PD	Port 1	Port 2	Port 3	Port 4
(dBm/RBW)	(dBm/RBW)	(dBm/RBW)	(dBm/RBW)	(dBm/RBW)	(dBm/RBW)
-0.22	-0.22	-4.69	-5.38	-3.53	-5.18

2.4-2.4835GHz_802.11g_Nss1,(6Mbps)_4TX **PSD**

2412MHz

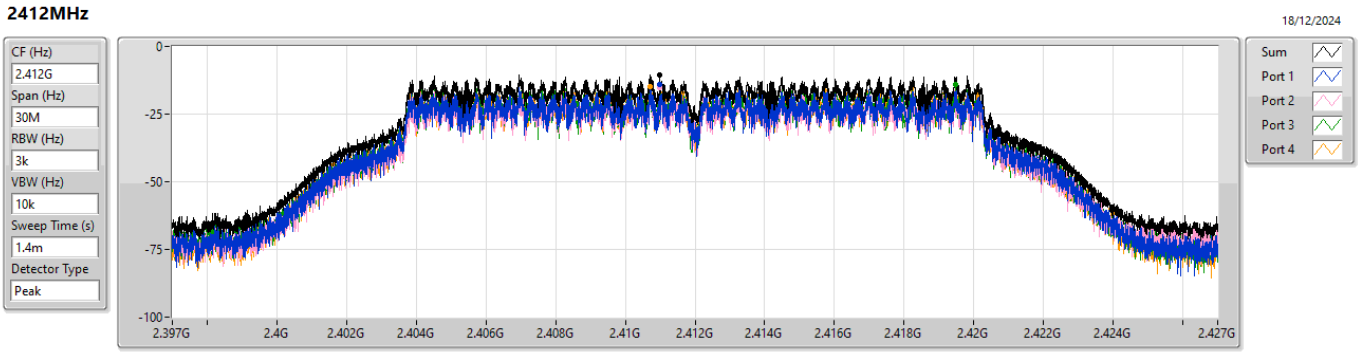

Sum	PD	Port 1	Port 2	Port 3	Port 4
(dBm/RBW)	(dBm/RBW)	(dBm/RBW)	(dBm/RBW)	(dBm/RBW)	(dBm/RBW)
-10.45	-10.45	-13.89	-15.08	-14.20	-14.74

2.4-2.4835GHz_802.11g_Nss1,(6Mbps)_4TX **PSD**

2437MHz

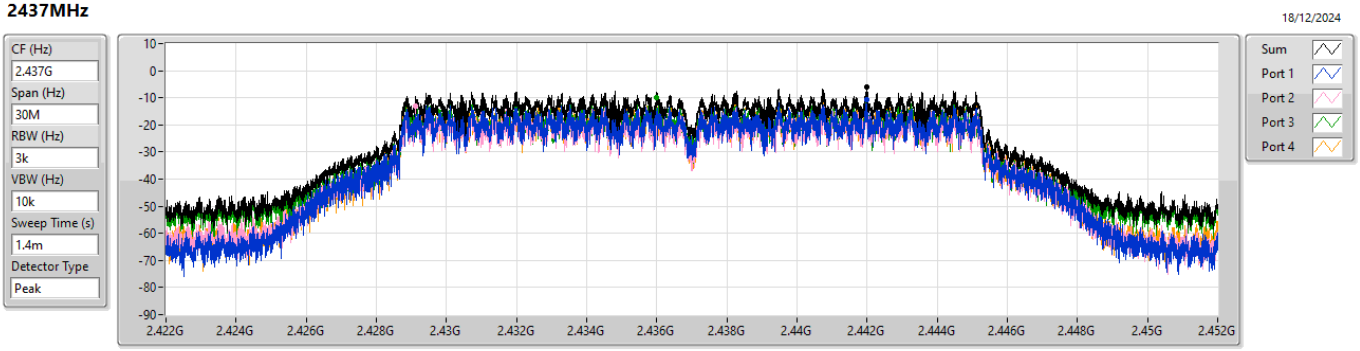

Sum	PD	Port 1	Port 2	Port 3	Port 4
(dBm/RBW)	(dBm/RBW)	(dBm/RBW)	(dBm/RBW)	(dBm/RBW)	(dBm/RBW)
-6.06	-6.06	-10.51	-12.94	-9.94	-10.58

2.4-2.4835GHz_802.11g_Nss1,(6Mbps)_4TX **PSD**

2462MHz

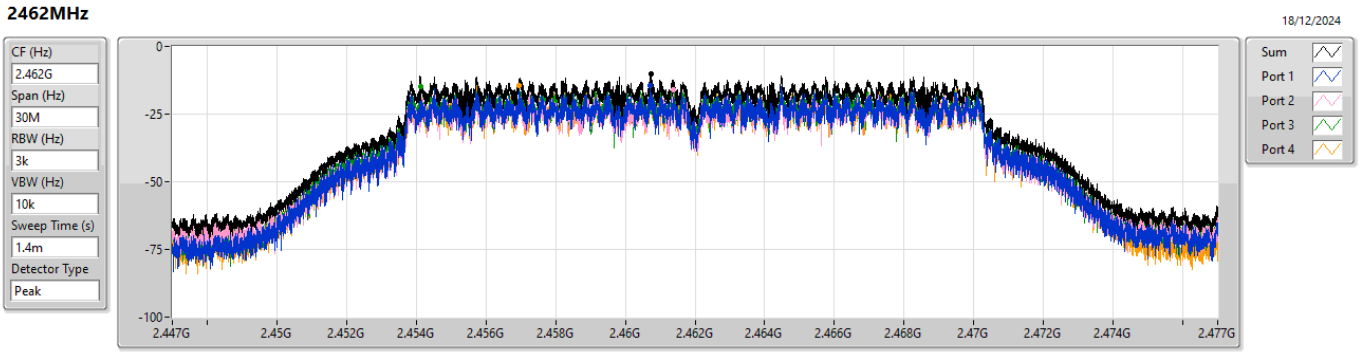

Sum	PD	Port 1	Port 2	Port 3	Port 4
(dBm/RBW)	(dBm/RBW)	(dBm/RBW)	(dBm/RBW)	(dBm/RBW)	(dBm/RBW)
-10.21	-10.21	-14.43	-16.03	-14.73	-14.26

2.4-2.4835GHz_802.11be EHT20_Nss1,(MCS0)_4TX **PSD**

2412MHz

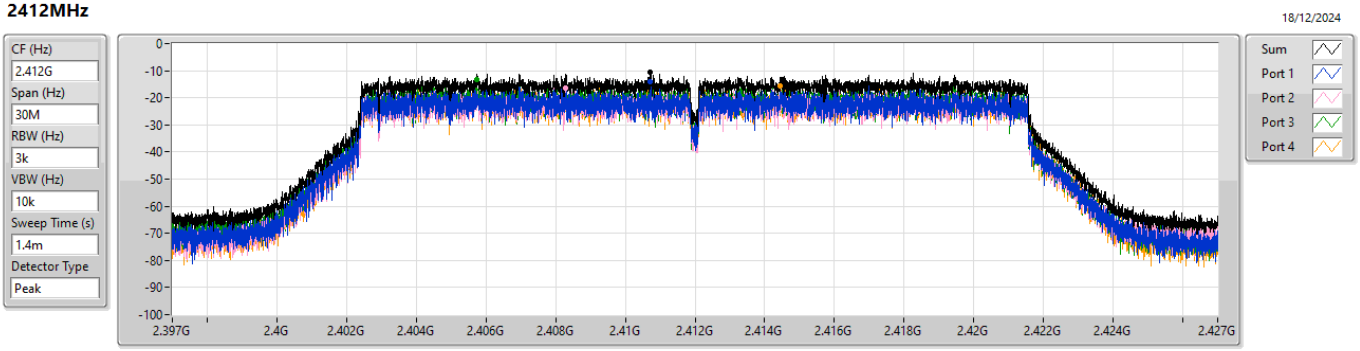

Sum	PD	Port 1	Port 2	Port 3	Port 4
(dBm/RBW)	(dBm/RBW)	(dBm/RBW)	(dBm/RBW)	(dBm/RBW)	(dBm/RBW)
-10.53	-10.53	-13.90	-16.27	-13.36	-15.48

2.4-2.4835GHz_802.11be EHT20_Nss1,(MCS0)_4TX **PSD**

2437MHz

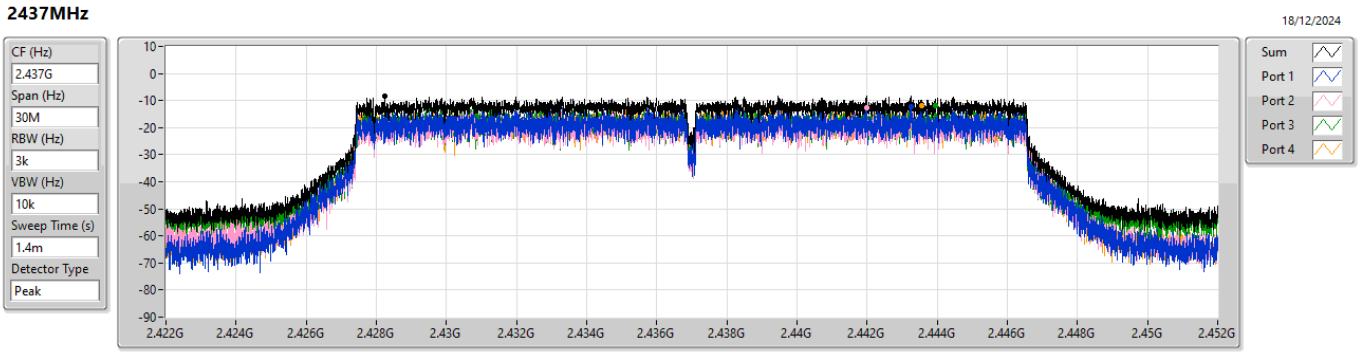

Sum	PD	Port 1	Port 2	Port 3	Port 4
(dBm/RBW)	(dBm/RBW)	(dBm/RBW)	(dBm/RBW)	(dBm/RBW)	(dBm/RBW)
-8.22	-8.22	-12.34	-12.79	-11.71	-11.75

2.4-2.4835GHz_802.11be EHT20_Nss1,(MCS0)_4TX **PSD**

2462MHz

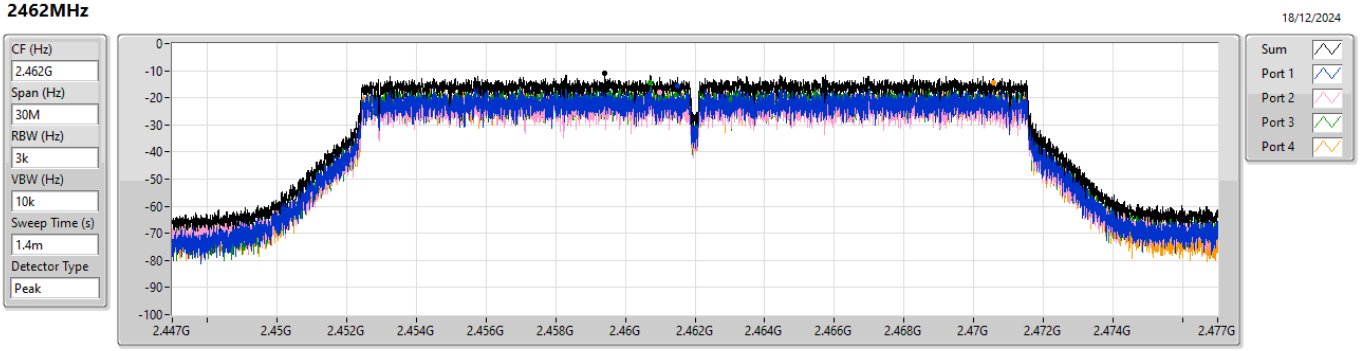

Sum	PD	Port 1	Port 2	Port 3	Port 4
(dBm/RBW)	(dBm/RBW)	(dBm/RBW)	(dBm/RBW)	(dBm/RBW)	(dBm/RBW)
-11.03	-11.03	-15.62	-17.82	-14.56	-14.56

2.4-2.4835GHz_802.11be EHT40_Nss1,(MCS0)_4TX **PSD**

2422MHz

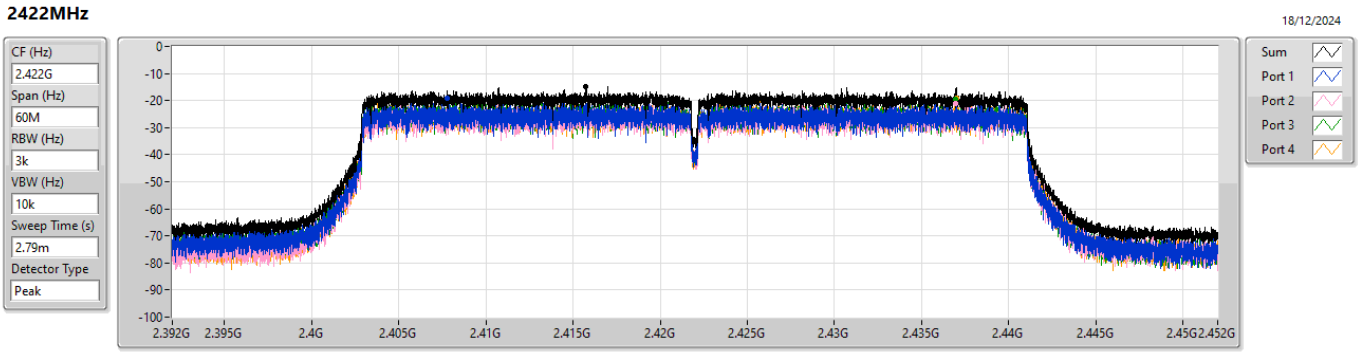

Sum	PD	Port 1	Port 2	Port 3	Port 4
(dBm/RBW)	(dBm/RBW)	(dBm/RBW)	(dBm/RBW)	(dBm/RBW)	(dBm/RBW)
-14.75	-14.75	-19.15	-20.96	-19.55	-19.04

2.4-2.4835GHz_802.11be EHT40_Nss1,(MCS0)_4TX **PSD**

2437MHz

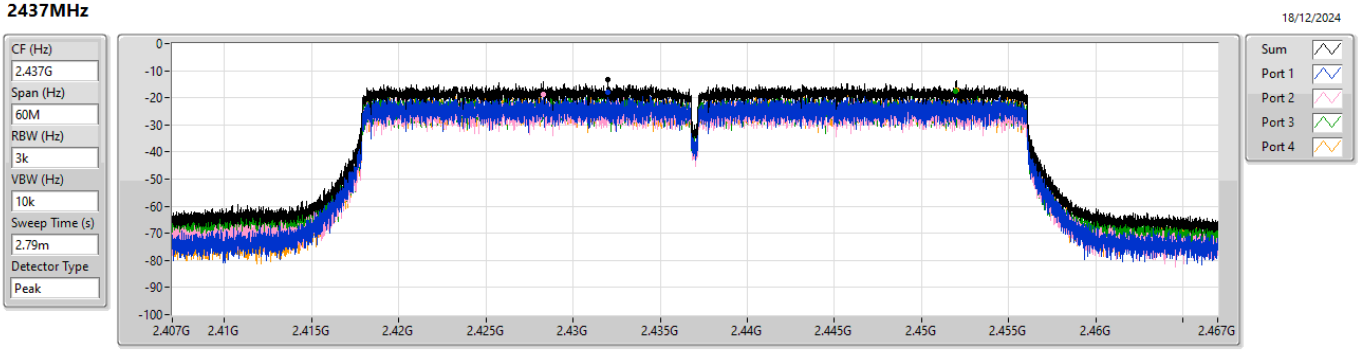

Sum	PD	Port 1	Port 2	Port 3	Port 4
(dBm/RBW)	(dBm/RBW)	(dBm/RBW)	(dBm/RBW)	(dBm/RBW)	(dBm/RBW)
-13.36	-13.36	-18.05	-18.80	-17.68	-17.33

2.4-2.4835GHz_802.11be EHT40_Nss1,(MCS0)_4TX **PSD**

2452MHz

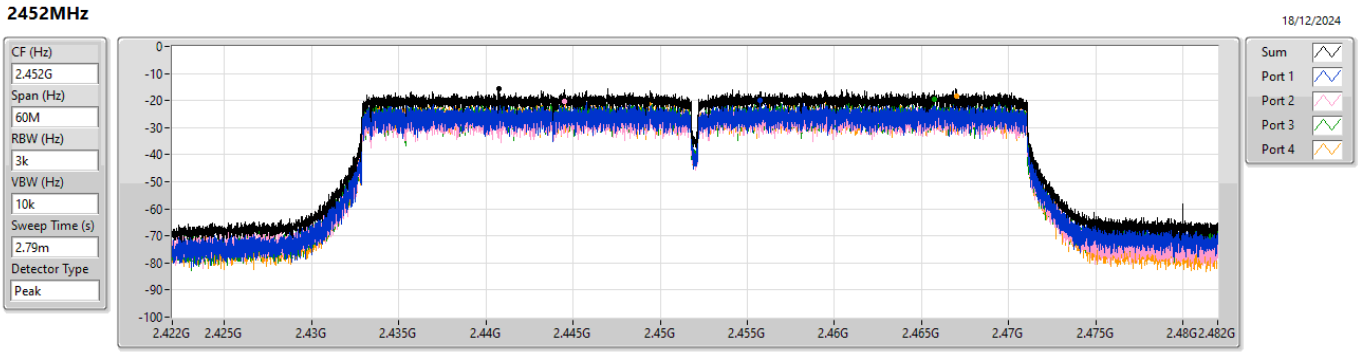

Sum	PD	Port 1	Port 2	Port 3	Port 4
(dBm/RBW)	(dBm/RBW)	(dBm/RBW)	(dBm/RBW)	(dBm/RBW)	(dBm/RBW)
-15.55	-15.55	-19.80	-20.25	-19.39	-18.39

Test Mode: Mode 6
Summary

Mode	PD (dBm/RBW)
2.4-2.4835GHz	-
802.11b_Nss1,(1Mbps)_2TX	1.16
802.11g_Nss1,(6Mbps)_2TX	-5.25
802.11be EHT20_Nss1,(MCS0)_2TX	-6.89
802.11be EHT40_Nss1,(MCS0)_2TX	-13.63

RBW = 3kHz;

Result

Mode	Result	DG (dBi)	Port 1 (dBm/RBW)	Port 2 (dBm/RBW)	PD (dBm/RBW)	PD Limit (dBm/RBW)
802.11b_Nss1,(1Mbps)_2TX	-	-	-	-	-	-
2412MHz	Pass	7.80	-0.94	-2.08	0.55	6.20
2437MHz	Pass	7.80	0.65	-1.57	1.16	6.20
2462MHz	Pass	7.80	-2.25	-2.84	0.39	6.20
802.11g_Nss1,(6Mbps)_2TX	-	-	-	-	-	-
2412MHz	Pass	7.80	-12.01	-12.13	-9.47	6.20
2437MHz	Pass	7.80	-7.66	-7.77	-5.25	6.20
2462MHz	Pass	7.80	-11.94	-12.83	-10.62	6.20
802.11be EHT20_Nss1,(MCS0)_2TX	-	-	-	-	-	-
2412MHz	Pass	7.80	-13.11	-13.32	-10.74	6.20
2437MHz	Pass	7.80	-8.29	-9.37	-6.89	6.20
2462MHz	Pass	7.80	-12.67	-13.72	-11.45	6.20
802.11be EHT40_Nss1,(MCS0)_2TX	-	-	-	-	-	-
2422MHz	Pass	7.80	-16.78	-17.02	-14.02	6.20
2437MHz	Pass	7.80	-16.08	-16.21	-13.63	6.20
2452MHz	Pass	7.80	-16.55	-16.35	-13.69	6.20

DG = Directional Gain; RBW = 3kHz;
PD = trace bin-by-bin of each transmits port summing can be performed maximum power density; Port X = Port X Power Density;
Inf = There's no restriction for the limit.

2.4-2.4835GHz_802.11b_Nss1,(1Mbps)_2TX **PSD**

2412MHz

23/12/2024

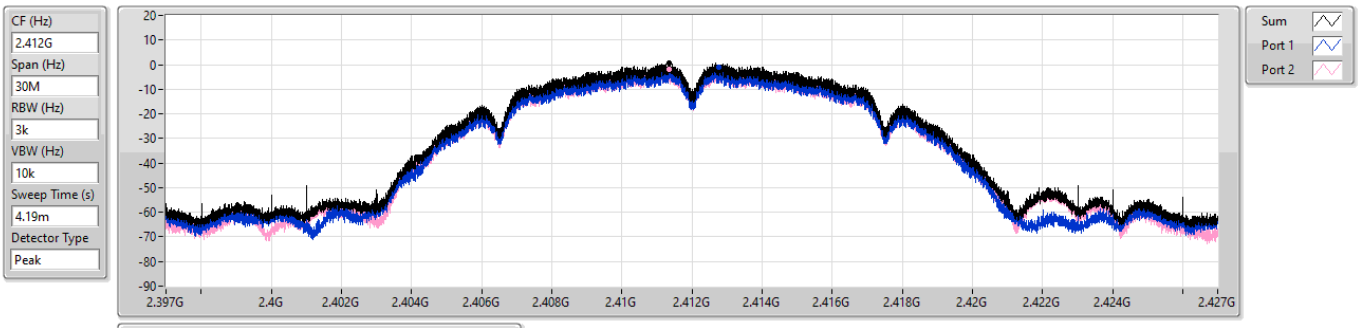

Sum	PD	Port 1	Port 2
(dBm/RBW)	(dBm/RBW)	(dBm/RBW)	(dBm/RBW)
0.55	0.55	-0.94	-2.08

2.4-2.4835GHz_802.11b_Nss1,(1Mbps)_2TX **PSD**

2437MHz

18/12/2024

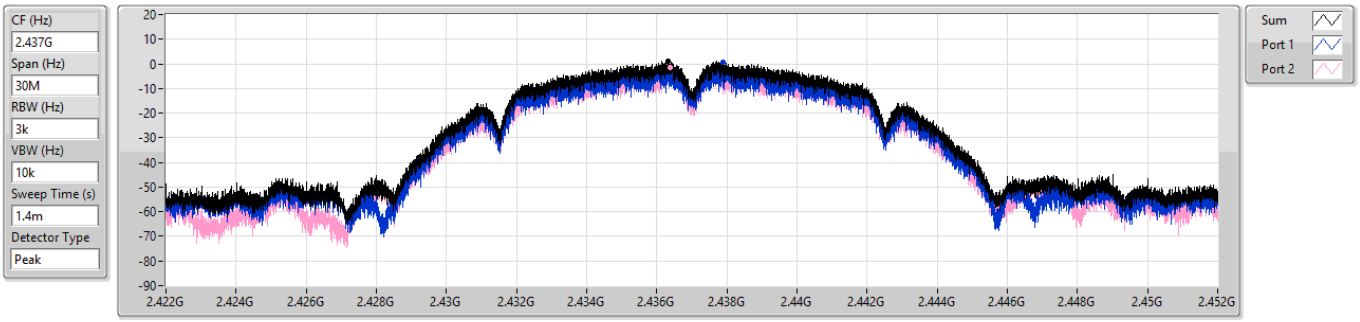

Sum	PD	Port 1	Port 2
(dBm/RBW)	(dBm/RBW)	(dBm/RBW)	(dBm/RBW)
1.16	1.16	0.65	-1.57

2.4-2.4835GHz_802.11b_Nss1,(1Mbps)_2TX **PSD**

2462MHz

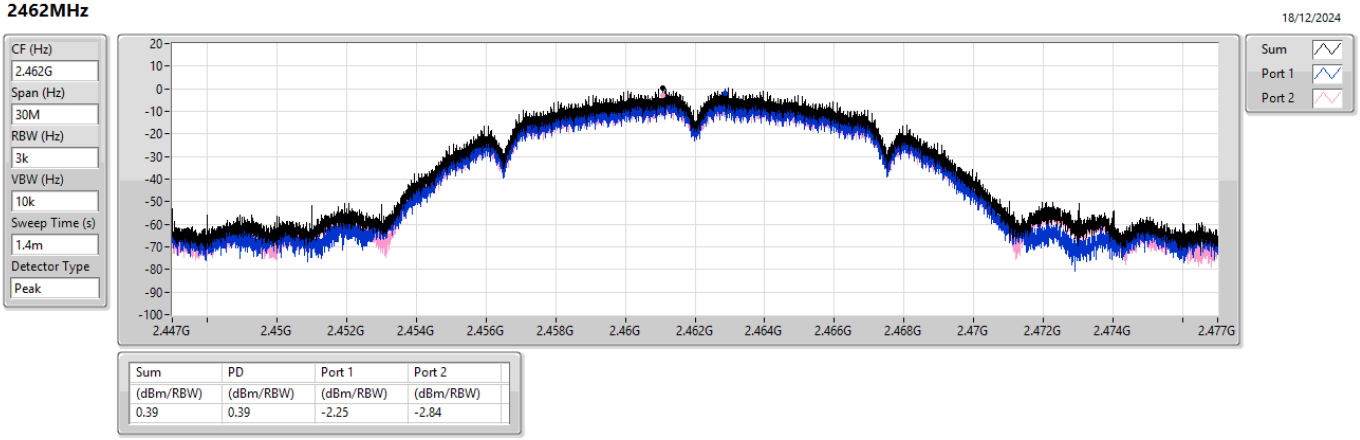

Sum	PD	Port 1	Port 2
(dBm/RBW)	(dBm/RBW)	(dBm/RBW)	(dBm/RBW)
0.39	0.39	-2.25	-2.84

2.4-2.4835GHz_802.11g_Nss1,(6Mbps)_2TX **PSD**

2412MHz

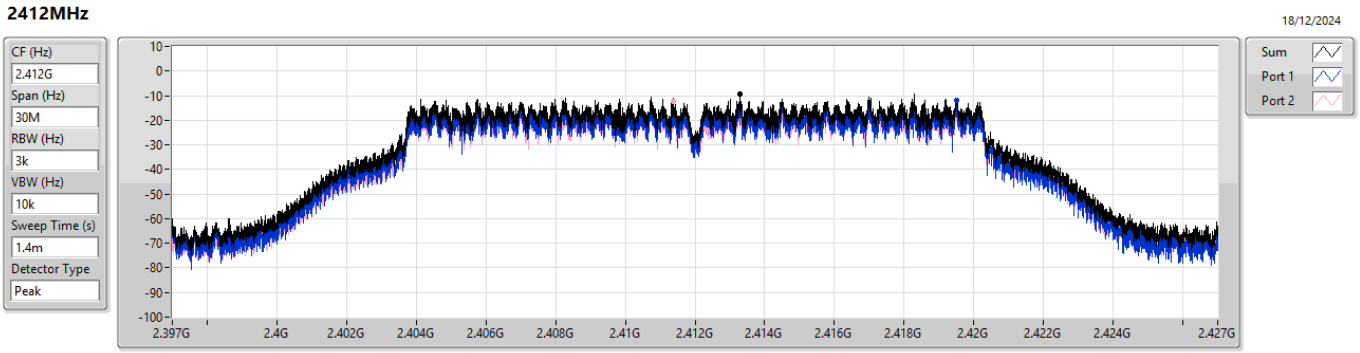

Sum	PD	Port 1	Port 2
(dBm/RBW)	(dBm/RBW)	(dBm/RBW)	(dBm/RBW)
-9.47	-9.47	-12.01	-12.13

2.4-2.4835GHz_802.11g_Nss1,(6Mbps)_2TX **PSD**

2437MHz

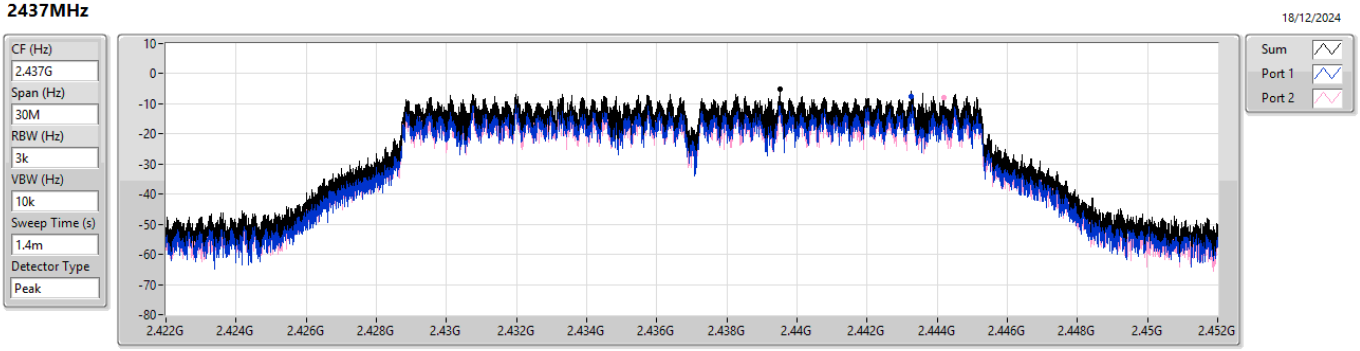

Sum	PD	Port 1	Port 2
(dBm/RBW)	(dBm/RBW)	(dBm/RBW)	(dBm/RBW)
-5.25	-5.25	-7.66	-7.77

2.4-2.4835GHz_802.11g_Nss1,(6Mbps)_2TX **PSD**

2462MHz

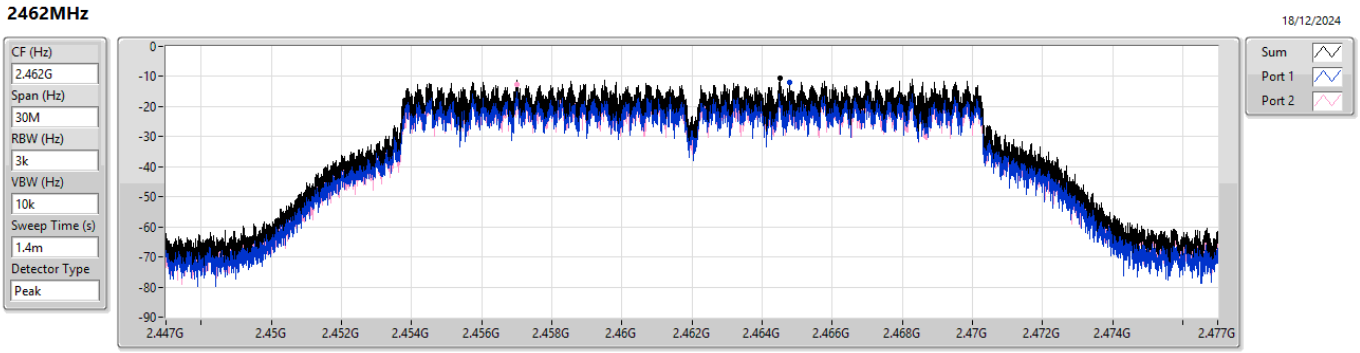

Sum	PD	Port 1	Port 2
(dBm/RBW)	(dBm/RBW)	(dBm/RBW)	(dBm/RBW)
-10.62	-10.62	-11.94	-12.83

2.4-2.4835GHz_802.11be EHT20_Nss1,(MCS0)_2TX **PSD**

2412MHz

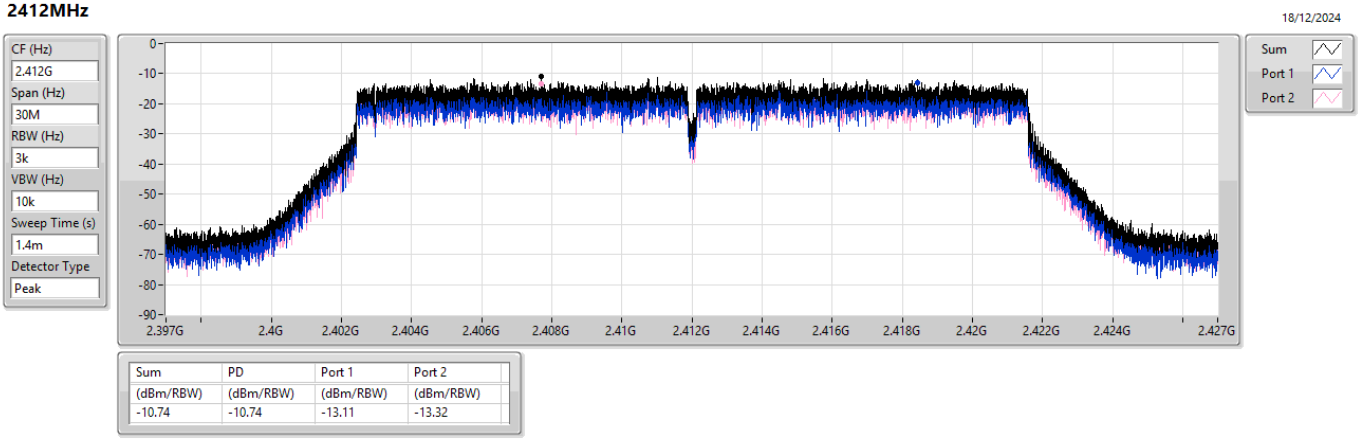

Sum	PD	Port 1	Port 2
(dBm/RBW)	(dBm/RBW)	(dBm/RBW)	(dBm/RBW)
-10.74	-10.74	-13.11	-13.32

2.4-2.4835GHz_802.11be EHT20_Nss1,(MCS0)_2TX **PSD**

2437MHz

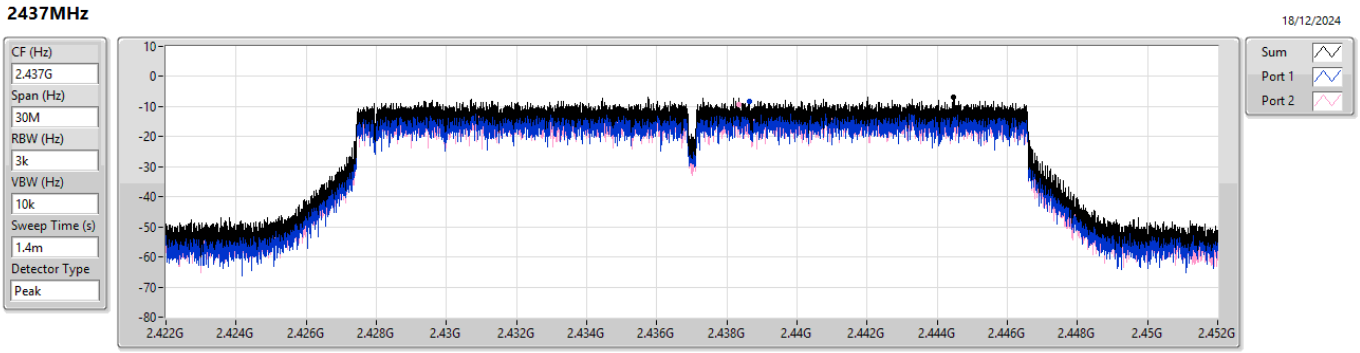

Sum	PD	Port 1	Port 2
(dBm/RBW)	(dBm/RBW)	(dBm/RBW)	(dBm/RBW)
-6.89	-6.89	-8.29	-9.37

2.4-2.4835GHz_802.11be EHT20_Nss1,(MCS0)_2TX **PSD**

2462MHz

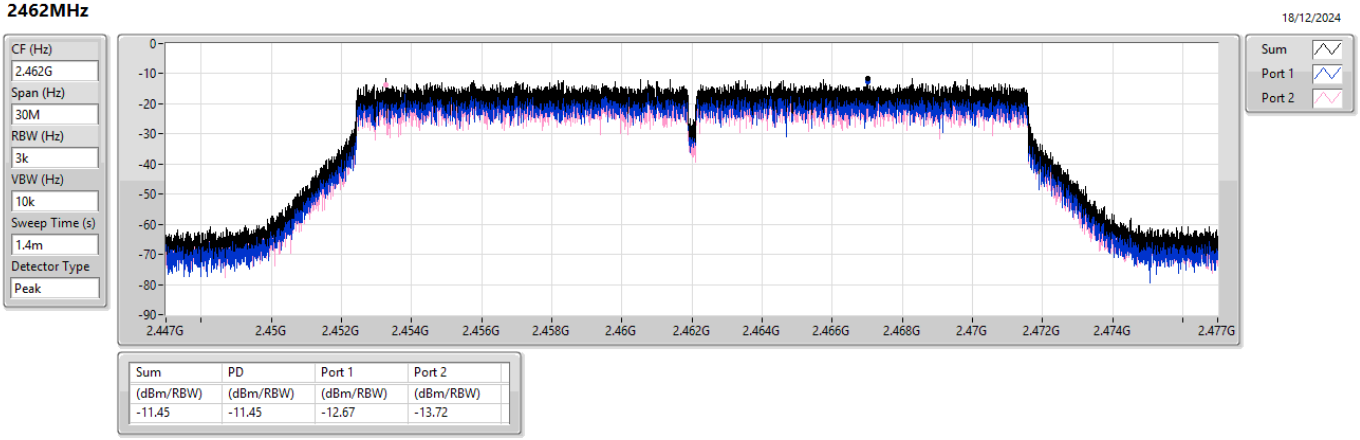

Sum	PD	Port 1	Port 2
(dBm/RBW)	(dBm/RBW)	(dBm/RBW)	(dBm/RBW)
-11.45	-11.45	-12.67	-13.72

2.4-2.4835GHz_802.11be EHT40_Nss1,(MCS0)_2TX **PSD**

2422MHz

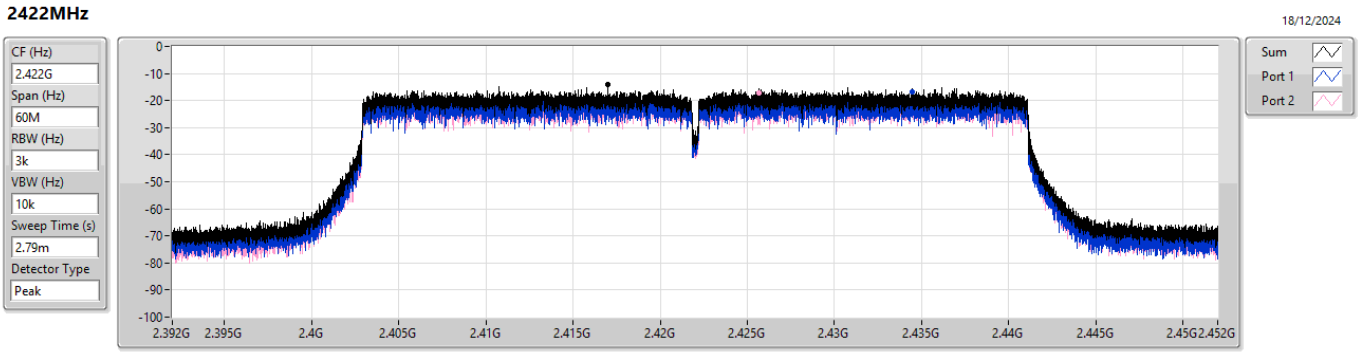

Sum	PD	Port 1	Port 2
(dBm/RBW)	(dBm/RBW)	(dBm/RBW)	(dBm/RBW)
-14.02	-14.02	-16.78	-17.02

2.4-2.4835GHz_802.11be EHT40_Nss1,(MCS0)_2TX **PSD**

2437MHz

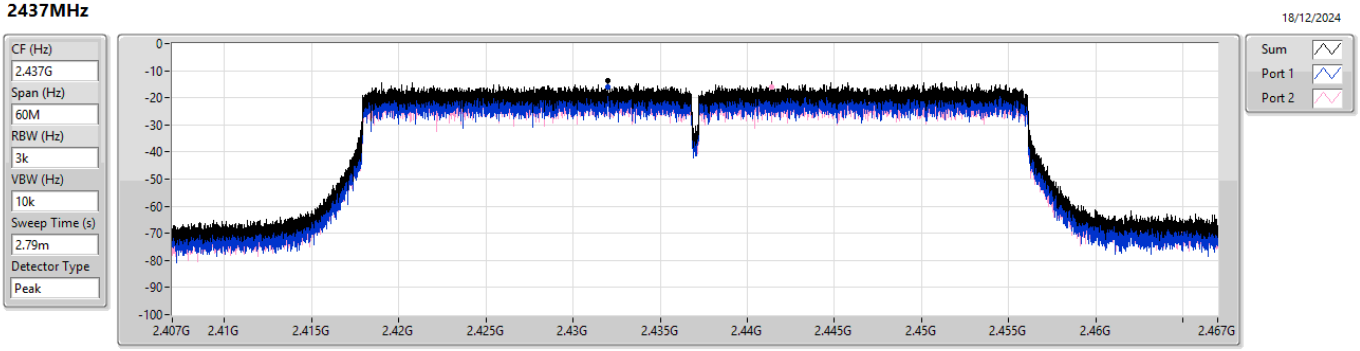

Sum	PD	Port 1	Port 2
(dBm/RBW)	(dBm/RBW)	(dBm/RBW)	(dBm/RBW)
-13.63	-13.63	-16.08	-16.21

2.4-2.4835GHz_802.11be EHT40_Nss1,(MCS0)_2TX **PSD**

2452MHz

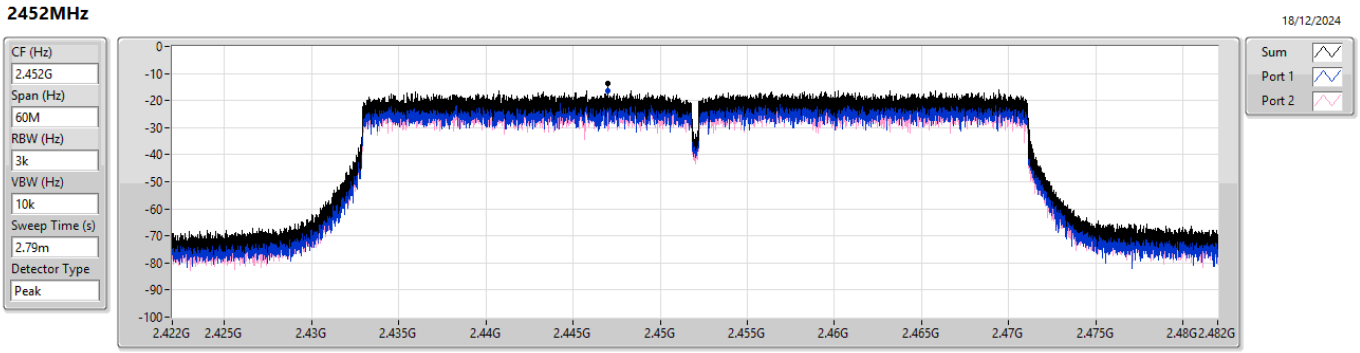

Sum	PD	Port 1	Port 2
(dBm/RBW)	(dBm/RBW)	(dBm/RBW)	(dBm/RBW)
-13.69	-13.69	-16.55	-16.35

Test Mode: Mode 1
Summary

Mode	Result	Ref (Hz)	Ref (dBm)	Limit (dBm)	Freq (Hz)	Level (dBm)	Freq (Hz)	Level (dBm)	Freq (Hz)	Level (dBm)	Freq (Hz)	Level (dBm)	Freq (Hz)	Level (dBm)	Port
2.4-2.4835GHz	-	-	-	-	-	-	-	-	-	-	-	-	-	-	-
802.11b_Nss1,(1Mbps)_4TX	Pass	2.43741G	15.09	-14.91	2.14331G	-53.98	2.4G	-43.11	2.4G	-45.29	2.5055G	-53.19	21.4459G	-45.38	2
802.11g_Nss1,(6Mbps)_4TX	Pass	2.44192G	8.47	-21.53	1.80313G	-53.49	2.39992G	-39.68	2.4G	-35.07	2.50534G	-52.68	21.55548G	-45.98	2
802.11be EHT20_Nss1,(MCS0)_4TX	Pass	2.44192G	7.32	-22.68	2.17011G	-53.63	2.4G	-38.17	2.4G	-36.09	2.51974G	-52.85	21.69314G	-44.42	1
802.11be EHT40_Nss1,(MCS0)_4TX	Pass	2.4319G	0.39	-29.61	2.1952G	-52.47	2.4G	-37.61	2.4G	-36.00	2.56014G	-52.90	21.91779G	-44.93	1

Result

Mode	Result	Ref (Hz)	Ref (dBm)	Limit (dBm)	Freq (Hz)	Level (dBm)	Freq (Hz)	Level (dBm)	Freq (Hz)	Level (dBm)	Freq (Hz)	Level (dBm)	Freq (Hz)	Level (dBm)	Port
802.11b_Nss1,(1Mbps)_4TX	-	-	-	-	-	-	-	-	-	-	-	-	-	-	-
2412MHz	Pass	2.43741G	15.09	-14.91	1.99536G	-53.06	2.39648G	-47.13	2.4G	-49.20	2.50646G	-52.16	21.63976G	-45.28	1
2412MHz	Pass	2.43741G	15.09	-14.91	2.14331G	-53.98	2.4G	-43.11	2.4G	-45.29	2.5055G	-53.19	21.4459G	-45.38	2
2412MHz	Pass	2.43741G	15.09	-14.91	2.13283G	-52.17	2.39704G	-45.51	2.4G	-46.84	2.50294G	-51.65	21.43467G	-44.50	3
2412MHz	Pass	2.43741G	15.09	-14.91	1.73556G	-52.50	2.39848G	-45.72	2.4G	-49.06	2.5199G	-51.88	21.84486G	-43.86	4
2437MHz	Pass	2.43741G	15.09	-14.91	2.30641G	-52.92	2.39896G	-48.72	2.4G	-50.97	2.50054G	-50.27	21.55267G	-44.96	1
2437MHz	Pass	2.43741G	15.09	-14.91	2.10254G	-52.15	2.39544G	-48.05	2.4G	-49.85	2.50838G	-50.72	21.54143G	-45.14	2
2437MHz	Pass	2.43741G	15.09	-14.91	2.30874G	-52.70	2.4G	-47.03	2.4G	-47.96	2.5099G	-50.39	21.57795G	-44.91	3
2437MHz	Pass	2.43741G	15.09	-14.91	2.07807G	-52.81	2.39648G	-48.44	2.4G	-50.45	2.50086G	-49.64	21.54424G	-45.22	4
2462MHz	Pass	2.43741G	15.09	-14.91	33.5M	-52.20	2.4G	-51.60	2.4G	-52.01	2.50582G	-50.36	21.58357G	-44.89	1
2462MHz	Pass	2.43741G	15.09	-14.91	1.99652G	-52.22	2.4G	-51.67	2.4G	-53.28	2.50214G	-50.44	21.63976G	-45.40	2
2462MHz	Pass	2.43741G	15.09	-14.91	412.12M	-53.26	2.4G	-50.79	2.4G	-52.29	2.50382G	-50.00	21.69314G	-45.22	3
2462MHz	Pass	2.43741G	15.09	-14.91	2.08157G	-53.39	2.4G	-52.34	2.4G	-52.48	2.5143G	-50.29	21.68191G	-44.33	4
802.11g_Nss1,(6Mbps)_4TX	-	-	-	-	-	-	-	-	-	-	-	-	-	-	-
2412MHz	Pass	2.44192G	8.47	-21.53	1.7344G	-53.72	2.39992G	-38.63	2.4G	-35.12	2.52262G	-53.21	21.45433G	-45.27	1
2412MHz	Pass	2.44192G	8.47	-21.53	1.80313G	-53.49	2.39992G	-39.68	2.4G	-35.07	2.50534G	-52.68	21.55548G	-45.98	2
2412MHz	Pass	2.44192G	8.47	-21.53	64.95M	-53.33	2.4G	-39.11	2.4G	-35.26	2.50006G	-53.02	21.61448G	-44.03	3
2412MHz	Pass	2.44192G	8.47	-21.53	1.96507G	-53.62	2.4G	-38.48	2.4G	-35.14	2.51062G	-52.52	21.66224G	-45.21	4
2437MHz	Pass	2.44192G	8.47	-21.53	2.19923G	-52.89	2.3936G	-48.45	2.4G	-49.93	2.50278G	-51.41	21.50209G	-45.11	1
2437MHz	Pass	2.44192G	8.47	-21.53	1.82177G	-53.71	2.39944G	-49.37	2.4G	-50.08	2.51006G	-51.64	21.59481G	-44.52	2
2437MHz	Pass	2.44192G	8.47	-21.53	2.30175G	-52.80	2.39664G	-48.35	2.4G	-48.72	2.52134G	-52.34	21.41219G	-44.34	3
2437MHz	Pass	2.44192G	8.47	-21.53	2.08856G	-53.39	2.39888G	-48.04	2.4G	-47.75	2.50302G	-50.80	22.00501G	-45.54	4
2462MHz	Pass	2.44192G	8.47	-21.53	2.16079G	-53.70	2.3912G	-52.85	2.4G	-52.94	2.50926G	-51.42	21.97972G	-44.61	1
2462MHz	Pass	2.44192G	8.47	-21.53	1.83575G	-52.85	2.39912G	-53.22	2.4G	-53.56	2.5035G	-52.17	21.65943G	-44.83	2
2462MHz	Pass	2.44192G	8.47	-21.53	2.19457G	-53.27	2.39152G	-51.67	2.4G	-52.59	2.50014G	-52.65	21.92353G	-45.53	3
2462MHz	Pass	2.44192G	8.47	-21.53	45.15M	-53.67	2.39672G	-52.25	2.4G	-52.91	2.50366G	-51.75	21.54986G	-44.81	4
802.11be EHT20_Nss1,(MCS0)_4TX	-	-	-	-	-	-	-	-	-	-	-	-	-	-	-
2412MHz	Pass	2.44192G	7.32	-22.68	2.17011G	-53.63	2.4G	-38.17	2.4G	-36.09	2.51974G	-52.85	21.69314G	-44.42	1
2412MHz	Pass	2.44192G	7.32	-22.68	2.15962G	-52.88	2.4G	-37.39	2.4G	-37.80	2.50478G	-52.29	21.98534G	-44.39	2
2412MHz	Pass	2.44192G	7.32	-22.68	2.1503G	-53.56	2.4G	-38.39	2.4G	-37.80	2.50054G	-53.10	21.61448G	-44.89	3
2412MHz	Pass	2.44192G	7.32	-22.68	87.09M	-53.79	2.39992G	-38.90	2.4G	-36.76	2.51902G	-53.62	21.60324G	-44.60	4
2437MHz	Pass	2.44192G	7.32	-22.68	2.12351G	-53.11	2.39976G	-45.96	2.4G	-48.98	2.50134G	-51.80	21.69034G	-45.15	1
2437MHz	Pass	2.44192G	7.32	-22.68	2.18409G	-53.16	2.39928G	-45.32	2.4G	-47.32	2.50358G	-51.72	21.47681G	-45.26	2
2437MHz	Pass	2.44192G	7.32	-22.68	2.17826G	-53.45	2.39944G	-44.03	2.4G	-49.37	2.50222G	-51.45	21.99939G	-43.74	3
2437MHz	Pass	2.44192G	7.32	-22.68	1.85789G	-53.71	2.39968G	-43.98	2.4G	-46.21	2.50014G	-51.31	21.58357G	-44.65	4
2462MHz	Pass	2.44192G	7.32	-22.68	1.94759G	-53.72	2.39392G	-53.33	2.4G	-54.68	2.50678G	-52.61	21.46838G	-44.98	1
2462MHz	Pass	2.44192G	7.32	-22.68	866.47M	-53.24	2.39464G	-53.02	2.4G	-53.35	2.50326G	-52.22	21.57514G	-44.71	2
2462MHz	Pass	2.44192G	7.32	-22.68	39.32M	-52.74	2.4G	-52.40	2.4G	-53.38	2.51014G	-51.81	21.60043G	-44.95	3
2462MHz	Pass	2.44192G	7.32	-22.68	2.15729G	-53.89	2.39592G	-53.88	2.4G	-53.96	2.50662G	-52.64	21.76338G	-44.68	4
802.11be EHT40_Nss1,(MCS0)_4TX	-	-	-	-	-	-	-	-	-	-	-	-	-	-	-
2422MHz	Pass	2.4319G	0.39	-29.61	2.1952G	-52.47	2.4G	-37.61	2.4G	-36.00	2.56014G	-52.90	21.91779G	-44.93	1
2422MHz	Pass	2.4319G	0.39	-29.61	40.31M	-53.18	2.4G	-37.97	2.4G	-37.42	2.51822G	-53.20	21.59246G	-44.76	2
2422MHz	Pass	2.4319G	0.39	-29.61	2.30283G	-53.28	2.4G	-38.54	2.4G	-37.04	2.51214G	-52.66	21.61489G	-44.00	3
2422MHz	Pass	2.4319G	0.39	-29.61	2.0223G	-54.07	2.4G	-38.28	2.4G	-36.84	2.56318G	-52.49	21.63453G	-45.32	4
2437MHz	Pass	2.4319G	0.39	-29.61	2.00284G	-53.34	2.39936G	-48.20	2.4G	-47.30	2.50862G	-51.51	21.59526G	-45.74	1
2437MHz	Pass	2.4319G	0.39	-29.61	43.74M	-54.27	2.3992G	-46.24	2.4G	-45.68	2.5011G	-52.10	21.61489G	-44.87	2
2437MHz	Pass	2.4319G	0.39	-29.61	2.18489G	-53.47	2.4G	-48.70	2.4G	-50.05	2.54286G	-52.31	21.90937G	-45.65	3
2437MHz	Pass	2.4319G	0.39	-29.61	2.0807G	-52.37	2.4G	-47.32	2.4G	-47.07	2.51166G	-51.37	21.81402G	-45.39	4
2452MHz	Pass	2.4319G	0.39	-29.61	2.04177G	-53.65	2.39952G	-39.85	2.4G	-41.11	2.50318G	-52.17	21.64574G	-44.55	1
2452MHz	Pass	2.4319G	0.39	-29.61	2.17459G	-52.85	2.39952G	-39.27	2.4G	-41.54	2.5075G	-52.19	21.51112G	-44.38	2
2452MHz	Pass	2.4319G	0.39	-29.61	1.87574G	-52.86	2.39952G	-39.04	2.4G	-42.06	2.50926G	-52.16	21.46345G	-45.39	3
2452MHz	Pass	2.4319G	0.39	-29.61	1.81506G	-53.49	2.39952G	-40.33	2.4G	-43.09	2.50062G	-52.22	21.51393G	-45.04	4

2.4-2.4835GHz_802.11b_Nss1,(1Mbps)_4TX **CSENdB**

2412MHz

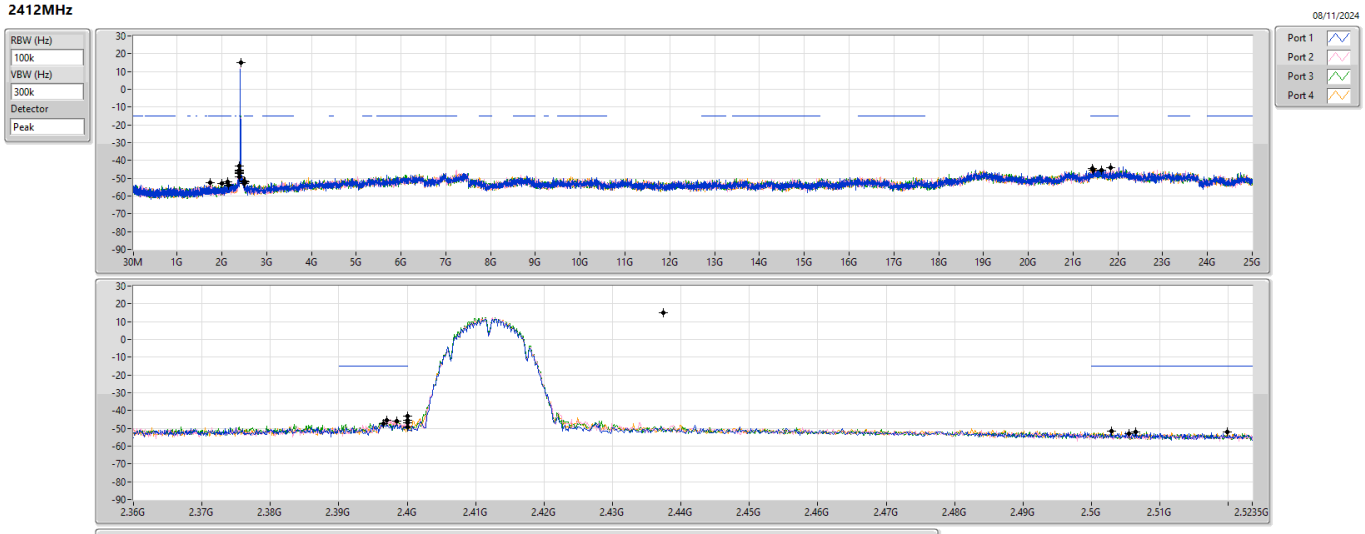

Ref(Hz)	Ref(dBm)	Limit(dBm)	Freq(Hz)	Level(dBm)	Freq(Hz)	Level(dBm)	Freq(Hz)	Level(dBm)	Freq(Hz)	Level(dBm)	Freq(Hz)	Level(dBm)	Port
2.43741G	15.09	-14.91	1.99536G	-53.06	2.39648G	-47.13	2.4G	-49.20	2.50646G	-52.16	21.63976G	-45.28	1
2.43741G	15.09	-14.91	2.14331G	-53.98	2.4G	-43.11	2.4G	-45.29	2.5055G	-53.19	21.4459G	-45.38	2
2.43741G	15.09	-14.91	2.13283G	-52.17	2.39704G	-45.51	2.4G	-46.84	2.50294G	-51.65	21.43467G	-44.50	3
2.43741G	15.09	-14.91	1.73556G	-52.50	2.39848G	-45.72	2.4G	-49.06	2.5199G	-51.88	21.84486G	-43.86	4

2.4-2.4835GHz_802.11b_Nss1,(1Mbps)_4TX **CSENdB**

2437MHz

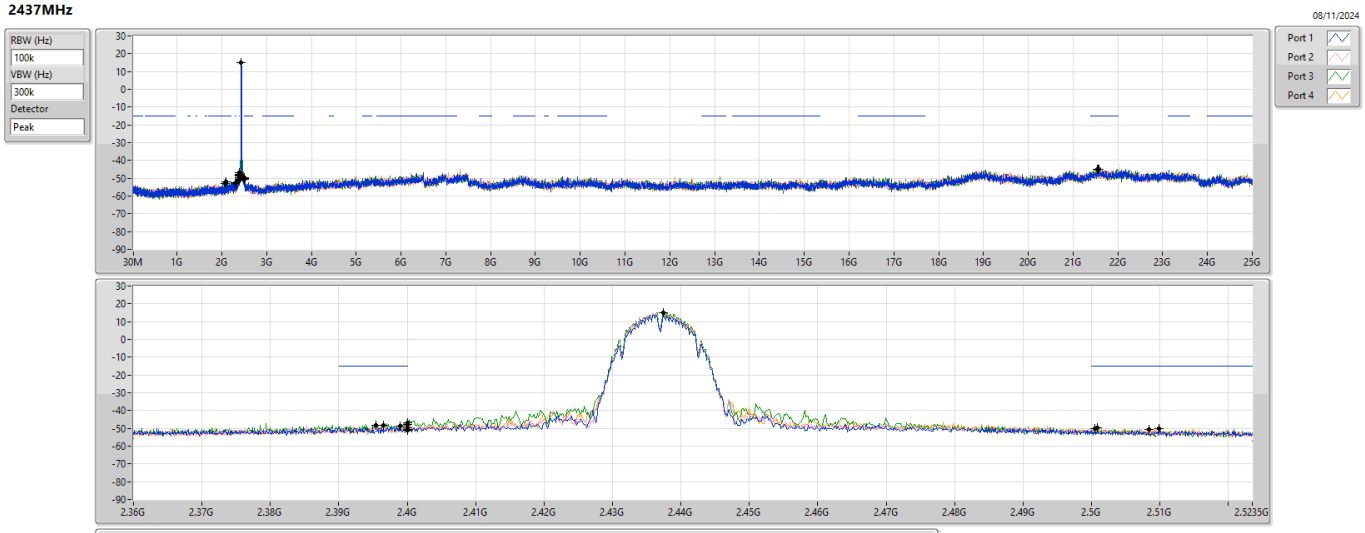

Ref(Hz)	Ref(dBm)	Limit(dBm)	Freq(Hz)	Level(dBm)	Freq(Hz)	Level(dBm)	Freq(Hz)	Level(dBm)	Freq(Hz)	Level(dBm)	Freq(Hz)	Level(dBm)	Port
2.43741G	15.09	-14.91	2.30641G	-52.92	2.39896G	-48.72	2.4G	-50.97	2.50054G	-50.27	21.55267G	-44.96	1
2.43741G	15.09	-14.91	2.10254G	-52.15	2.39544G	-48.05	2.4G	-49.85	2.50838G	-50.72	21.54143G	-45.14	2
2.43741G	15.09	-14.91	2.30874G	-52.70	2.4G	-47.03	2.4G	-47.96	2.5099G	-50.39	21.57795G	-44.91	3
2.43741G	15.09	-14.91	2.07807G	-52.81	2.39648G	-48.44	2.4G	-50.45	2.50086G	-49.64	21.54424G	-45.22	4

2.4-2.4835GHz_802.11b_Nss1,(1Mbps)_4TX **CSENdB**

2462MHz

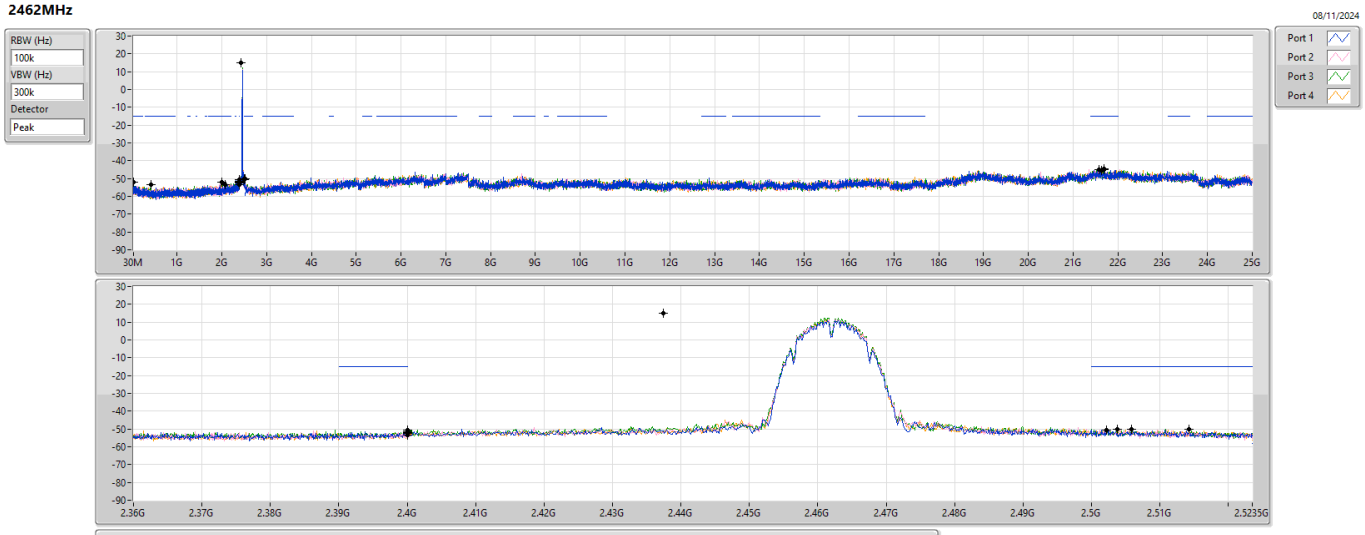

Ref(Hz)	Ref(dBm)	Limit(dBm)	Freq(Hz)	Level(dBm)	Freq(Hz)	Level(dBm)	Freq(Hz)	Level(dBm)	Freq(Hz)	Level(dBm)	Freq(Hz)	Level(dBm)	Port
2.43741G	15.09	-14.91	33.5M	-52.20	2.4G	-51.60	2.4G	-52.01	2.50582G	-50.36	21.58357G	-44.89	1
2.43741G	15.09	-14.91	1.99652G	-52.22	2.4G	-51.67	2.4G	-53.28	2.50214G	-50.44	21.63976G	-45.40	2
2.43741G	15.09	-14.91	412.12M	-53.26	2.4G	-50.79	2.4G	-52.29	2.50382G	-50.00	21.69314G	-45.22	3
2.43741G	15.09	-14.91	2.08157G	-53.39	2.4G	-52.34	2.4G	-52.48	2.5143G	-50.29	21.68191G	-44.33	4

2.4-2.4835GHz_802.11g_Nss1,(6Mbps)_4TX **CSENdB**

2412MHz

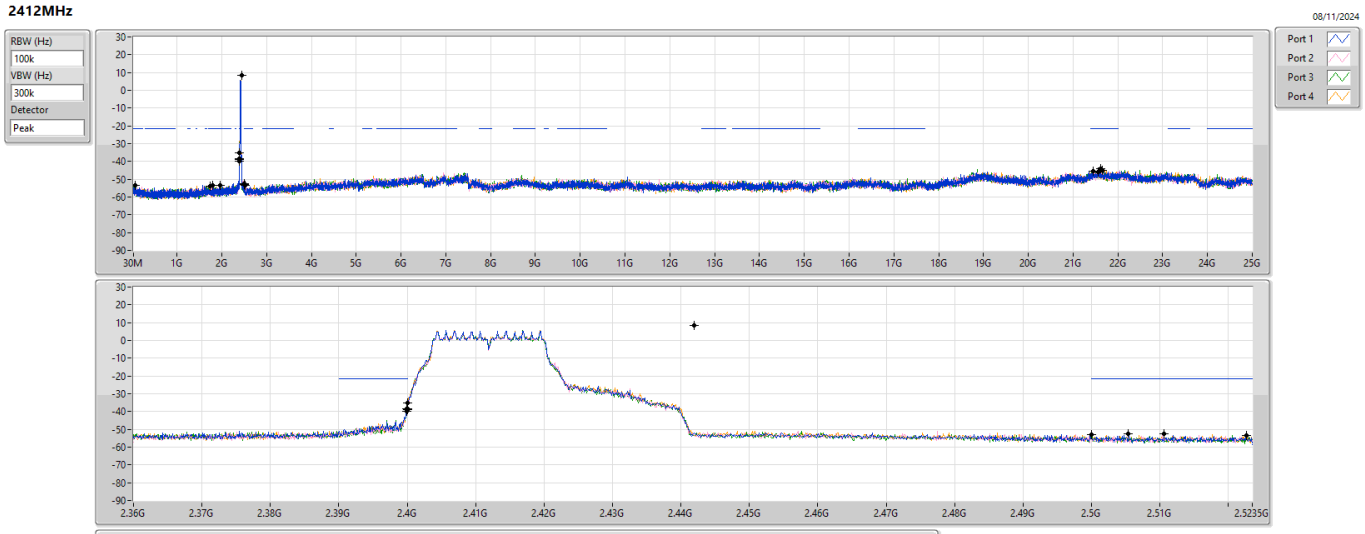

Ref(Hz)	Ref(dBm)	Limit(dBm)	Freq(Hz)	Level(dBm)	Freq(Hz)	Level(dBm)	Freq(Hz)	Level(dBm)	Freq(Hz)	Level(dBm)	Freq(Hz)	Level(dBm)	Port
2.44192G	8.47	-21.53	1.7344G	-53.72	2.39992G	-38.63	2.4G	-35.12	2.52262G	-53.21	21.45433G	-45.27	1
2.44192G	8.47	-21.53	1.80313G	-53.49	2.39992G	-39.68	2.4G	-35.07	2.50534G	-52.68	21.55548G	-45.98	2
2.44192G	8.47	-21.53	64.95M	-53.33	2.4G	-39.11	2.4G	-35.26	2.50006G	-53.02	21.61448G	-44.03	3
2.44192G	8.47	-21.53	1.96507G	-53.62	2.4G	-38.48	2.4G	-35.14	2.51062G	-52.52	21.66224G	-45.21	4

2.4-2.4835GHz_802.11g_Nss1,(6Mbps)_4TX **CSENdB**

2437MHz

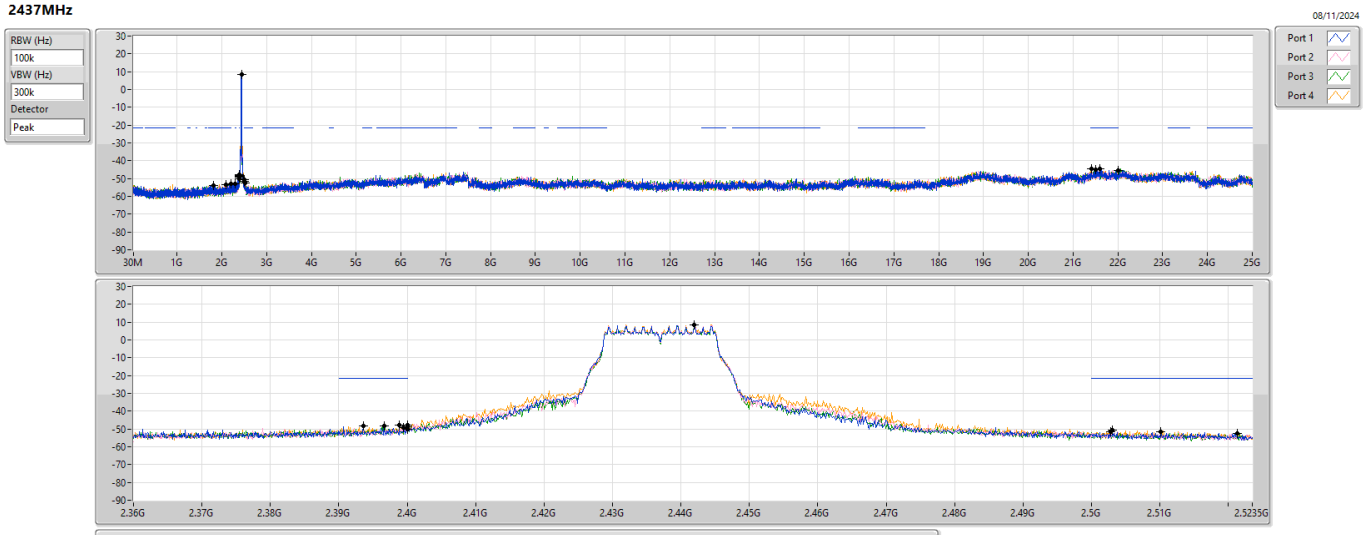

Ref(Hz)	Ref(dBm)	Limit(dBm)	Freq(Hz)	Level(dBm)	Freq(Hz)	Level(dBm)	Freq(Hz)	Level(dBm)	Freq(Hz)	Level(dBm)	Freq(Hz)	Level(dBm)	Port
2.44192G	8.47	-21.53	2.19923G	-52.89	2.3936G	-48.45	2.4G	-49.93	2.50278G	-51.41	21.50209G	-45.11	1
2.44192G	8.47	-21.53	1.82177G	-53.71	2.39944G	-49.37	2.4G	-50.08	2.51006G	-51.64	21.59481G	-44.52	2
2.44192G	8.47	-21.53	2.30175G	-52.80	2.39664G	-48.35	2.4G	-48.72	2.52134G	-52.34	21.41219G	-44.34	3
2.44192G	8.47	-21.53	2.08856G	-53.39	2.39888G	-48.04	2.4G	-47.75	2.50302G	-50.80	22.00501G	-45.54	4

2.4-2.4835GHz_802.11g_Nss1,(6Mbps)_4TX **CSENdB**

2462MHz

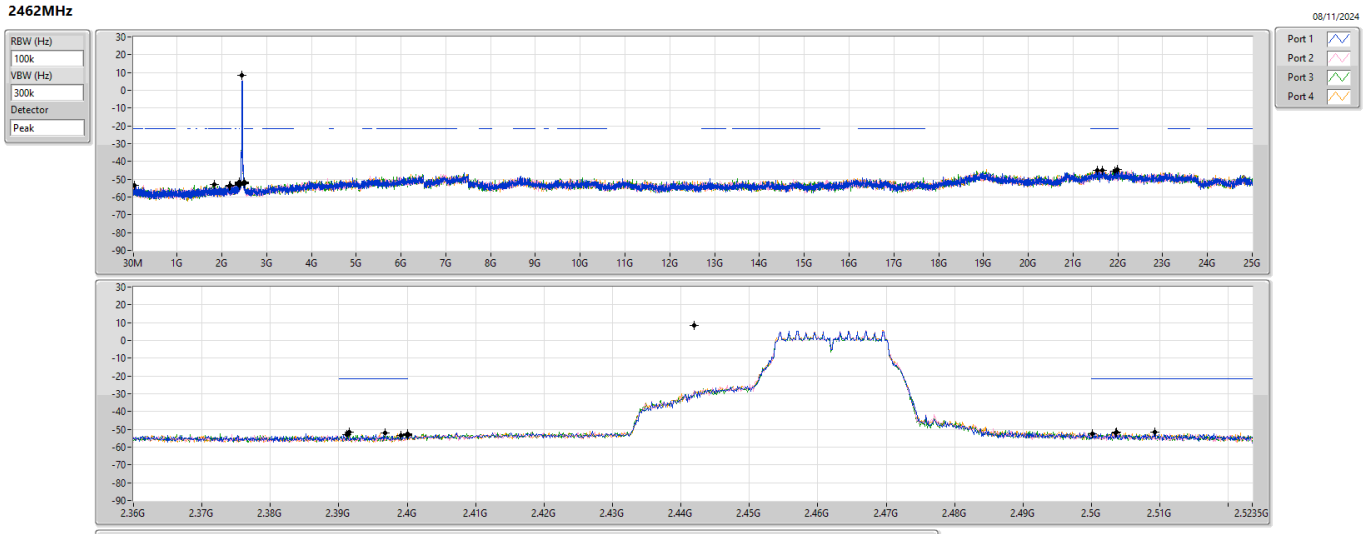

Ref(Hz)	Ref(dBm)	Limit(dBm)	Freq(Hz)	Level(dBm)	Freq(Hz)	Level(dBm)	Freq(Hz)	Level(dBm)	Freq(Hz)	Level(dBm)	Freq(Hz)	Level(dBm)	Port
2.44192G	8.47	-21.53	2.16079G	-53.70	2.3912G	-52.85	2.4G	-52.94	2.50926G	-51.42	21.97972G	-44.61	1
2.44192G	8.47	-21.53	1.83575G	-52.85	2.39912G	-53.22	2.4G	-53.56	2.5035G	-52.17	21.65943G	-44.83	2
2.44192G	8.47	-21.53	2.19457G	-53.27	2.39152G	-51.67	2.4G	-52.59	2.50014G	-52.65	21.92353G	-45.53	3
2.44192G	8.47	-21.53	45.15M	-53.67	2.39672G	-52.25	2.4G	-52.91	2.50366G	-51.75	21.54986G	-44.81	4

2.4-2.4835GHz_802.11be EHT20_Nss1,(MCS0)_4TX **CSENdB**

2412MHz

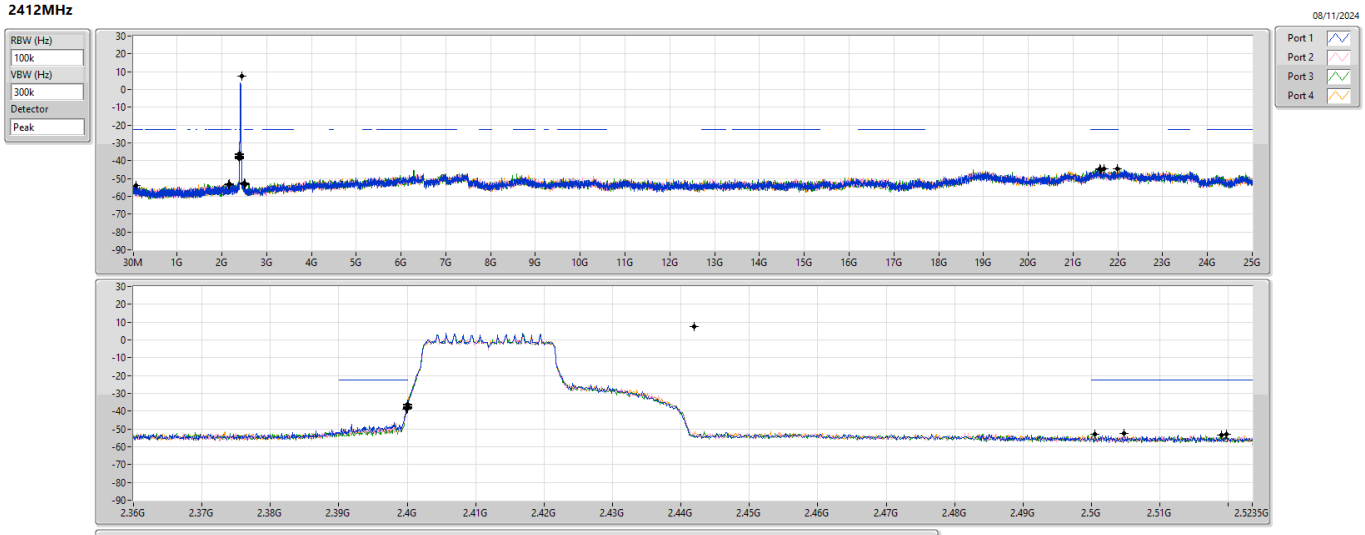

Ref(Hz)	Ref(dBm)	Limit(dBm)	Freq(Hz)	Level(dBm)	Freq(Hz)	Level(dBm)	Freq(Hz)	Level(dBm)	Freq(Hz)	Level(dBm)	Freq(Hz)	Level(dBm)	Port
2.44192G	7.32	-22.68	2.17011G	-53.63	2.4G	-38.17	2.4G	-36.09	2.51974G	-52.85	21.69314G	-44.42	1
2.44192G	7.32	-22.68	2.15962G	-52.88	2.4G	-37.39	2.4G	-37.80	2.50478G	-52.29	21.98534G	-44.39	2
2.44192G	7.32	-22.68	2.1503G	-53.56	2.4G	-38.39	2.4G	-37.80	2.50054G	-53.10	21.61448G	-44.89	3
2.44192G	7.32	-22.68	87.09M	-53.79	2.39992G	-38.90	2.4G	-36.76	2.51902G	-53.62	21.60324G	-44.60	4

2.4-2.4835GHz_802.11be EHT20_Nss1,(MCS0)_4TX **CSENdB**

2437MHz

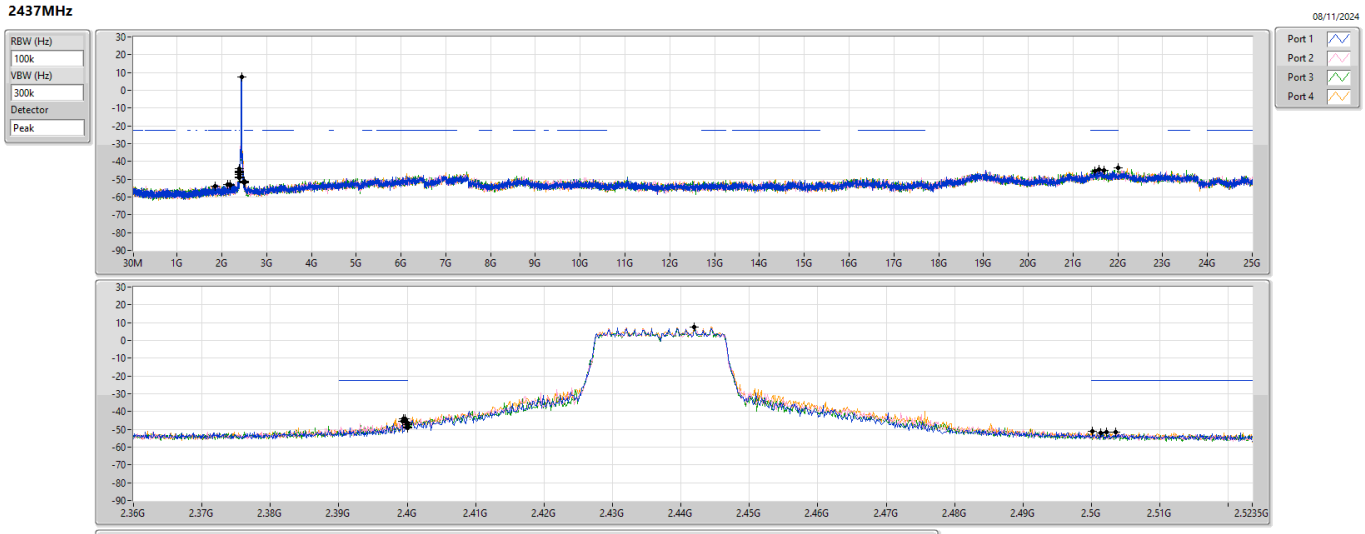

Ref(Hz)	Ref(dBm)	Limit(dBm)	Freq(Hz)	Level(dBm)	Freq(Hz)	Level(dBm)	Freq(Hz)	Level(dBm)	Freq(Hz)	Level(dBm)	Freq(Hz)	Level(dBm)	Port
2.44192G	7.32	-22.68	2.12351G	-53.11	2.39976G	-45.96	2.4G	-48.98	2.50134G	-51.80	21.69034G	-45.15	1
2.44192G	7.32	-22.68	2.18409G	-53.16	2.39928G	-45.32	2.4G	-47.32	2.50358G	-51.72	21.47681G	-45.26	2
2.44192G	7.32	-22.68	2.17826G	-53.45	2.39944G	-44.03	2.4G	-49.37	2.50222G	-51.45	21.99939G	-43.74	3
2.44192G	7.32	-22.68	1.85789G	-53.71	2.39968G	-43.98	2.4G	-46.21	2.50014G	-51.31	21.58357G	-44.65	4

2.4-2.4835GHz_802.11be EHT20_Nss1,(MCS0)_4TX **CSENdB**

2462MHz

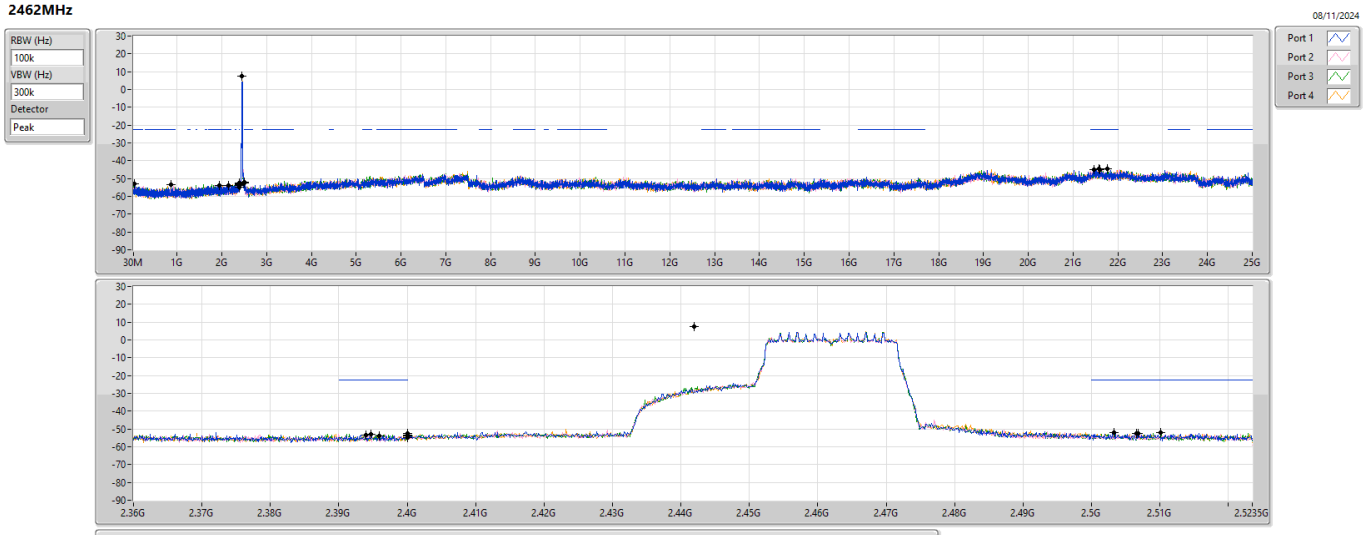

Ref(Hz)	Ref(dBm)	Limit(dBm)	Freq(Hz)	Level(dBm)	Freq(Hz)	Level(dBm)	Freq(Hz)	Level(dBm)	Freq(Hz)	Level(dBm)	Freq(Hz)	Level(dBm)	Port
2.44192G	7.32	-22.68	1.94759G	-53.72	2.39392G	-53.33	2.4G	-54.68	2.50678G	-52.61	21.46838G	-44.98	1
2.44192G	7.32	-22.68	866.47M	-53.24	2.39464G	-53.02	2.4G	-53.35	2.50326G	-52.22	21.57514G	-44.71	2
2.44192G	7.32	-22.68	39.32M	-52.74	2.4G	-52.40	2.4G	-53.38	2.51014G	-51.81	21.60043G	-44.95	3
2.44192G	7.32	-22.68	2.15729G	-53.89	2.39592G	-53.88	2.4G	-53.96	2.50662G	-52.64	21.76338G	-44.68	4

2.4-2.4835GHz_802.11be EHT40_Nss1,(MCS0)_4TX **CSENdB**

2422MHz

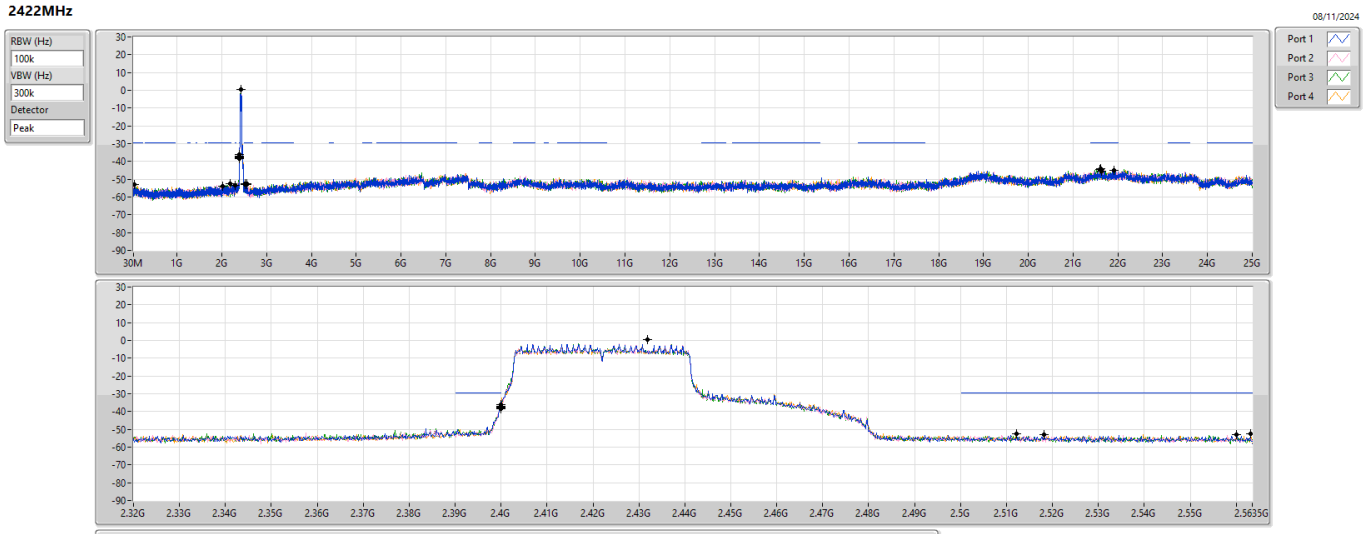

Ref(Hz)	Ref(dBm)	Limit(dBm)	Freq(Hz)	Level(dBm)	Freq(Hz)	Level(dBm)	Freq(Hz)	Level(dBm)	Freq(Hz)	Level(dBm)	Freq(Hz)	Level(dBm)	Port
2.4319G	0.39	-29.61	2.1952G	-52.47	2.4G	-37.61	2.4G	-36.00	2.56014G	-52.90	21.91779G	-44.93	1
2.4319G	0.39	-29.61	40.31M	-53.18	2.4G	-37.97	2.4G	-37.42	2.51822G	-53.20	21.59246G	-44.76	2
2.4319G	0.39	-29.61	2.30283G	-53.28	2.4G	-38.54	2.4G	-37.04	2.51214G	-52.66	21.61489G	-44.00	3
2.4319G	0.39	-29.61	2.0223G	-54.07	2.4G	-38.28	2.4G	-36.84	2.56318G	-52.49	21.63453G	-45.32	4

2.4-2.4835GHz_802.11be EHT40_Nss1,(MCS0)_4TX **CSENdB**

2437MHz

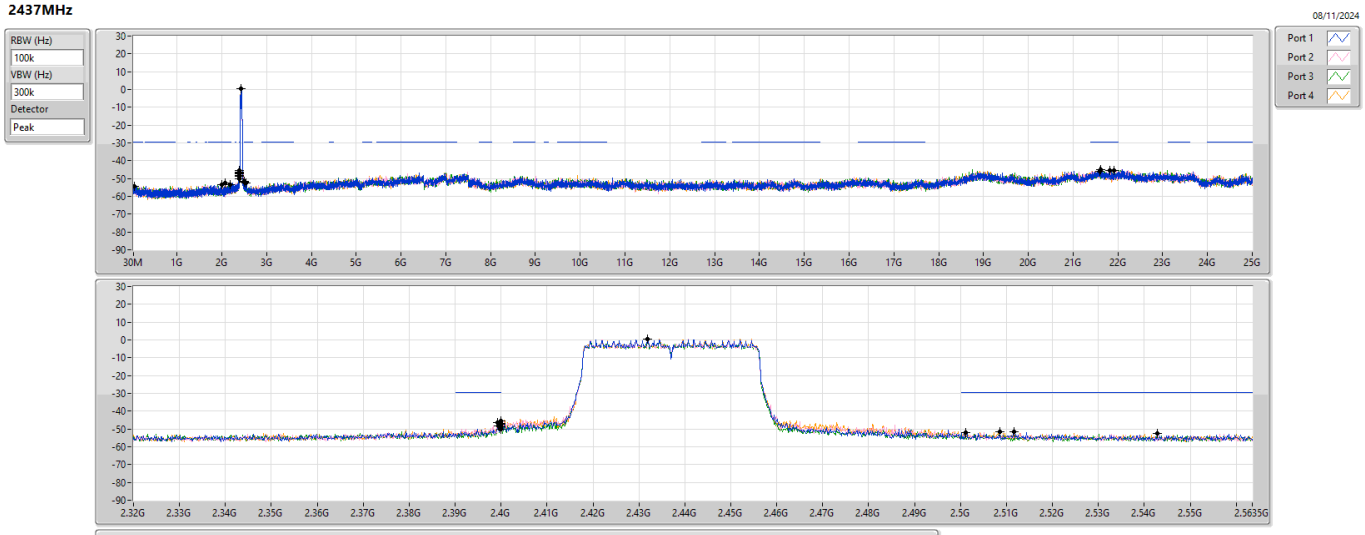

Ref(Hz)	Ref(dBm)	Limit(dBm)	Freq(Hz)	Level(dBm)	Freq(Hz)	Level(dBm)	Freq(Hz)	Level(dBm)	Freq(Hz)	Level(dBm)	Freq(Hz)	Level(dBm)	Port
2.4319G	0.39	-29.61	2.00284G	-53.34	2.39936G	-48.20	2.4G	-47.30	2.50862G	-51.51	21.59526G	-45.74	1
2.4319G	0.39	-29.61	43.74M	-54.27	2.3992G	-46.24	2.4G	-45.68	2.5011G	-52.10	21.61489G	-44.87	2
2.4319G	0.39	-29.61	2.18489G	-53.47	2.4G	-48.70	2.4G	-50.05	2.54286G	-52.31	21.90937G	-45.65	3
2.4319G	0.39	-29.61	2.0807G	-52.37	2.4G	-47.32	2.4G	-47.07	2.51166G	-51.37	21.81402G	-45.39	4

2.4-2.4835GHz_802.11be EHT40_Nss1,(MCS0)_4TX **CSENdB**

2452MHz

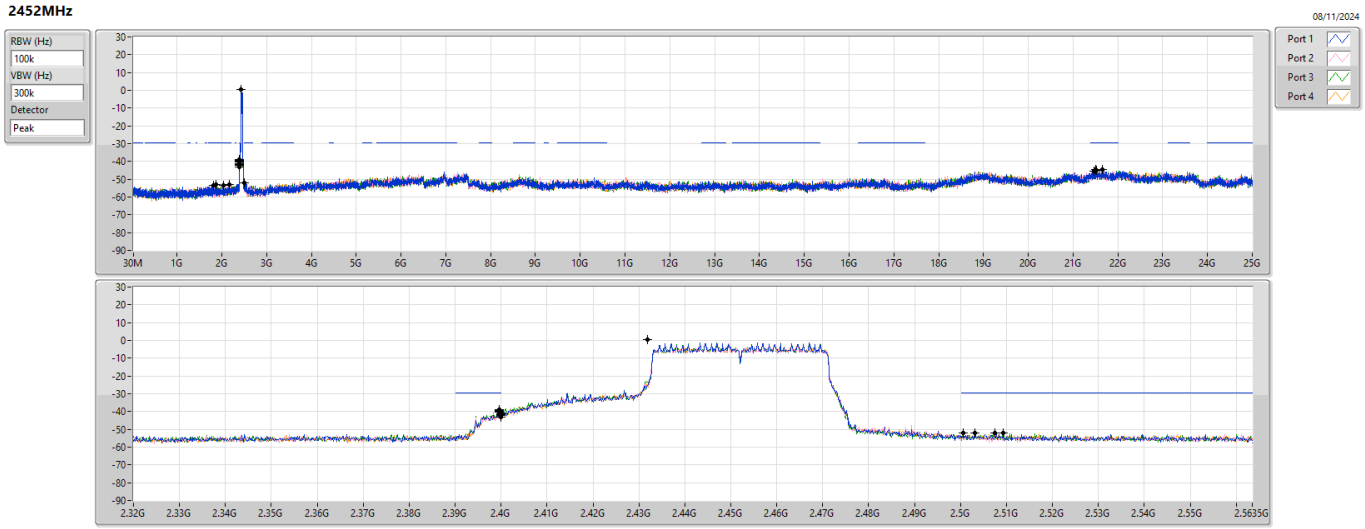

Ref(Hz)	Ref(dBm)	Limit(dBm)	Freq(Hz)	Level(dBm)	Freq(Hz)	Level(dBm)	Freq(Hz)	Level(dBm)	Freq(Hz)	Level(dBm)	Freq(Hz)	Level(dBm)	Port
2.4319G	0.39	-29.61	2.04177G	-53.65	2.39952G	-39.85	2.4G	-41.11	2.50318G	-52.17	21.64574G	-44.55	1
2.4319G	0.39	-29.61	2.17459G	-52.85	2.39952G	-39.27	2.4G	-41.54	2.5075G	-52.19	21.51112G	-44.38	2
2.4319G	0.39	-29.61	1.87574G	-52.86	2.39952G	-39.04	2.4G	-42.06	2.50926G	-52.16	21.46345G	-45.39	3
2.4319G	0.39	-29.61	1.81506G	-53.49	2.39952G	-40.33	2.4G	-43.09	2.50062G	-52.22	21.51393G	-45.04	4

Test Mode: Mode 2
Summary

Mode	Result	Ref (Hz)	Ref (dBm)	Limit (dBm)	Freq (Hz)	Level (dBm)	Freq (Hz)	Level (dBm)	Freq (Hz)	Level (dBm)	Freq (Hz)	Level (dBm)	Freq (Hz)	Level (dBm)	Port
2.4-2.4835GHz	-	-	-	-	-	-	-	-	-	-	-	-	-	-	-
802.11b_Nss1,(1Mbps)_2TX	Pass	2.43641G	16.75	-13.25	42.82M	-53.77	2.39704G	-39.39	2.4G	-44.30	2.50886G	-50.60	21.98534G	-44.75	2
802.11g_Nss1,(6Mbps)_2TX	Pass	2.44192G	9.96	-20.04	2.13166G	-54.07	2.4G	-35.35	2.4G	-33.17	2.50822G	-52.00	21.85329G	-44.96	1
802.11be EHT20_Nss1,(MCS0)_2TX	Pass	2.44192G	8.77	-21.23	2.18525G	-53.70	2.4G	-35.34	2.4G	-33.42	2.51518G	-52.68	21.87858G	-44.98	2
802.11be EHT40_Nss1,(MCS0)_2TX	Pass	2.45194G	2.85	-27.15	1.88032G	-53.76	2.39984G	-33.81	2.4G	-32.82	2.50078G	-51.52	21.69623G	-45.12	1

Result

Mode	Result	Ref (Hz)	Ref (dBm)	Limit (dBm)	Freq (Hz)	Level (dBm)	Freq (Hz)	Level (dBm)	Freq (Hz)	Level (dBm)	Freq (Hz)	Level (dBm)	Freq (Hz)	Level (dBm)	Port
802.11b_Nss1,(1Mbps)_2TX	-	-	-	-	-	-	-	-	-	-	-	-	-	-	-
2412MHz	Pass	2.43641G	16.75	-13.25	2.08739G	-53.13	2.4G	-40.89	2.4G	-41.75	2.51102G	-50.52	21.98815G	-45.04	1
2412MHz	Pass	2.43641G	16.75	-13.25	42.82M	-53.77	2.39704G	-39.39	2.4G	-44.30	2.50886G	-50.60	21.98534G	-44.75	2
2437MHz	Pass	2.43641G	16.75	-13.25	2.30175G	-53.18	2.3992G	-47.31	2.4G	-48.43	2.5051G	-48.51	21.74653G	-44.89	1
2437MHz	Pass	2.43641G	16.75	-13.25	2.13516G	-51.99	2.4G	-43.13	2.4G	-43.33	2.50534G	-48.40	21.89543G	-44.87	2
2462MHz	Pass	2.43641G	16.75	-13.25	2.30175G	-49.20	2.39992G	-50.80	2.4G	-53.12	2.50598G	-48.76	21.64819G	-45.49	1
2462MHz	Pass	2.43641G	16.75	-13.25	2.04895G	-53.13	2.39416G	-50.91	2.4G	-52.46	2.50062G	-48.21	21.66786G	-44.12	2
802.11g_Nss1,(6Mbps)_2TX	-	-	-	-	-	-	-	-	-	-	-	-	-	-	-
2412MHz	Pass	2.44192G	9.96	-20.04	2.13166G	-54.07	2.4G	-35.35	2.4G	-33.17	2.50822G	-52.00	21.85329G	-44.96	1
2412MHz	Pass	2.44192G	9.96	-20.04	2.30525G	-53.10	2.4G	-37.35	2.4G	-33.31	2.5235G	-51.50	21.94601G	-44.48	2
2437MHz	Pass	2.44192G	9.96	-20.04	1.77051G	-53.50	2.3976G	-45.82	2.4G	-47.08	2.50862G	-50.16	21.60043G	-44.50	1
2437MHz	Pass	2.44192G	9.96	-20.04	2.16195G	-53.60	2.39912G	-41.55	2.4G	-43.02	2.50046G	-47.90	21.63133G	-45.45	2
2462MHz	Pass	2.44192G	9.96	-20.04	2.30408G	-49.96	2.39448G	-52.95	2.4G	-54.39	2.50406G	-50.44	21.592G	-44.84	1
2462MHz	Pass	2.44192G	9.96	-20.04	1.80197G	-53.88	2.39624G	-52.34	2.4G	-53.49	2.50302G	-50.06	21.60043G	-43.90	2
802.11be EHT20_Nss1,(MCS0)_2TX	-	-	-	-	-	-	-	-	-	-	-	-	-	-	-
2412MHz	Pass	2.44192G	8.77	-21.23	46.31M	-53.45	2.4G	-34.22	2.4G	-33.97	2.50846G	-52.21	21.42624G	-43.70	1
2412MHz	Pass	2.44192G	8.77	-21.23	2.18525G	-53.70	2.4G	-35.34	2.4G	-33.42	2.51518G	-52.68	21.87858G	-44.98	2
2437MHz	Pass	2.44192G	8.77	-21.23	2.30292G	-53.84	2.39968G	-42.81	2.4G	-48.95	2.50726G	-50.59	21.68753G	-45.01	1
2437MHz	Pass	2.44192G	8.77	-21.23	1.78799G	-52.49	2.39952G	-41.77	2.4G	-43.00	2.50462G	-50.27	21.65381G	-45.05	2
2462MHz	Pass	2.44192G	8.77	-21.23	2.30874G	-51.58	2.39424G	-52.77	2.4G	-53.76	2.50286G	-50.10	21.44309G	-45.56	1
2462MHz	Pass	2.44192G	8.77	-21.23	2.10254G	-53.94	2.39944G	-52.45	2.4G	-54.58	2.51854G	-51.05	21.96005G	-45.39	2
802.11be EHT40_Nss1,(MCS0)_2TX	-	-	-	-	-	-	-	-	-	-	-	-	-	-	-
2422MHz	Pass	2.45194G	2.85	-27.15	1.88032G	-53.76	2.39984G	-33.81	2.4G	-32.82	2.50078G	-51.52	21.69623G	-45.12	1
2422MHz	Pass	2.45194G	2.85	-27.15	49.47M	-52.51	2.39984G	-34.19	2.4G	-33.10	2.51982G	-51.55	21.88694G	-44.54	2
2437MHz	Pass	2.45194G	2.85	-27.15	2.16085G	-53.20	2.39968G	-44.10	2.4G	-48.58	2.50654G	-50.47	21.58404G	-45.44	1
2437MHz	Pass	2.45194G	2.85	-27.15	1.75895G	-54.01	2.39904G	-43.37	2.4G	-43.86	2.50078G	-48.50	21.63172G	-45.15	2
2452MHz	Pass	2.45194G	2.85	-27.15	84.96M	-53.55	2.39952G	-37.19	2.4G	-39.35	2.5027G	-51.53	21.62331G	-45.43	1
2452MHz	Pass	2.45194G	2.85	-27.15	2.07154G	-53.80	2.39952G	-36.43	2.4G	-38.54	2.52158G	-51.17	21.71305G	-44.98	2

2.4-2.4835GHz_802.11b_Nss1,(1Mbps)_2TX **CSENdB**

2412MHz

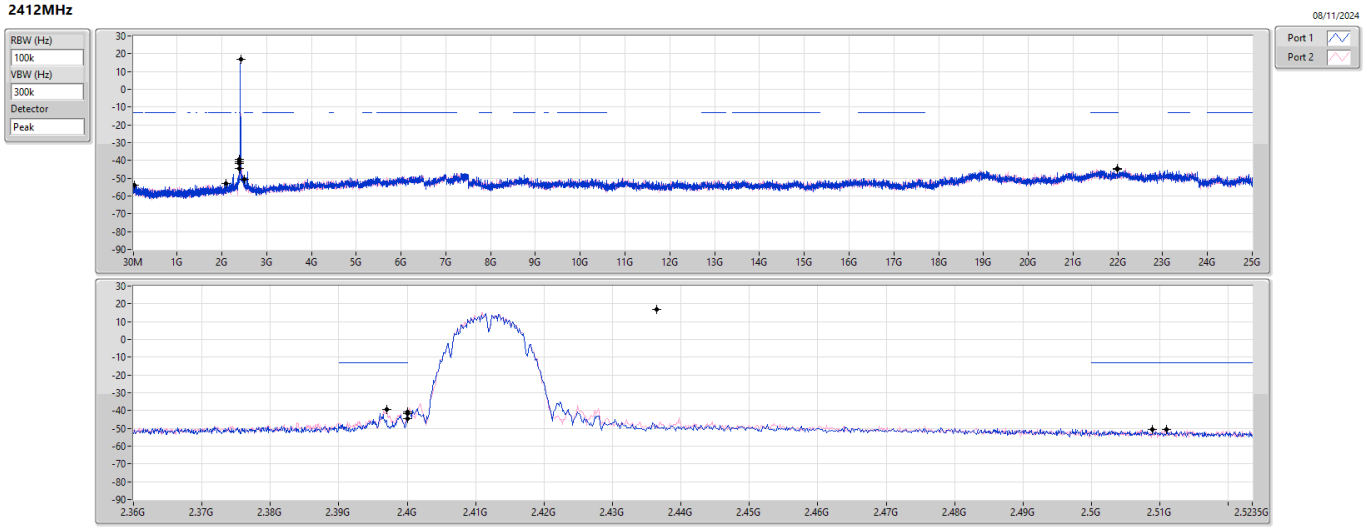

Ref(Hz)	Ref(dBm)	Limit(dBm)	Freq(Hz)	Level(dBm)	Freq(Hz)	Level(dBm)	Freq(Hz)	Level(dBm)	Freq(Hz)	Level(dBm)	Freq(Hz)	Level(dBm)	Port
2.43641G	16.75	-13.25	2.08739G	-53.13	2.4G	-40.89	2.4G	-41.75	2.51102G	-50.52	21.98815G	-45.04	1
2.43641G	16.75	-13.25	42.82M	-53.77	2.39704G	-39.39	2.4G	-44.30	2.50886G	-50.60	21.98534G	-44.75	2

2.4-2.4835GHz_802.11b_Nss1,(1Mbps)_2TX **CSENdB**

2437MHz

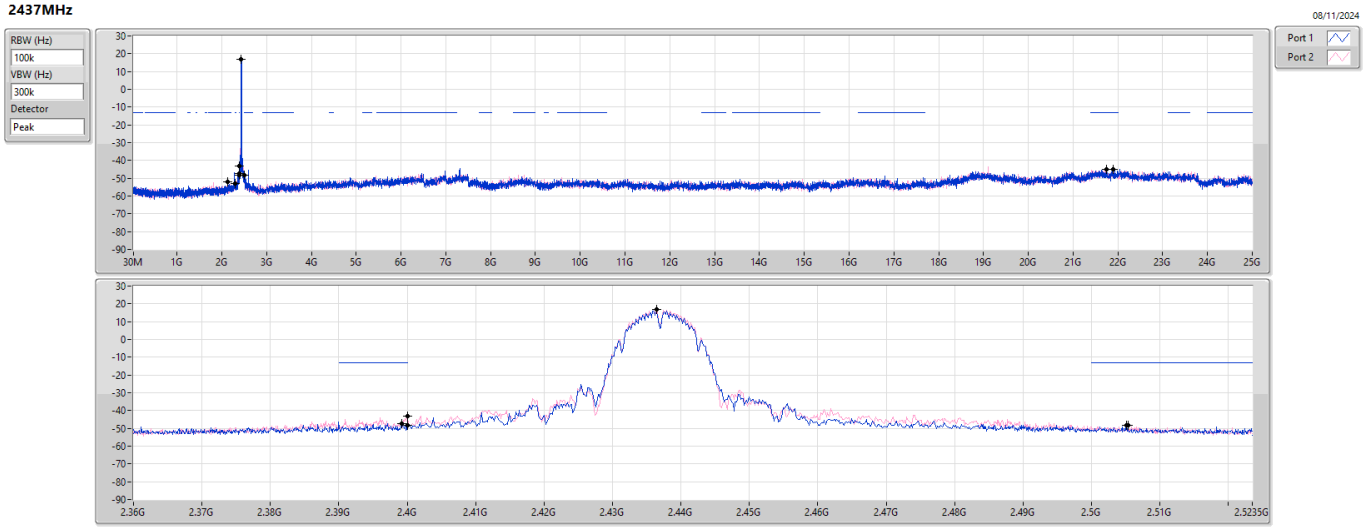

Ref(Hz)	Ref(dBm)	Limit(dBm)	Freq(Hz)	Level(dBm)	Freq(Hz)	Level(dBm)	Freq(Hz)	Level(dBm)	Freq(Hz)	Level(dBm)	Freq(Hz)	Level(dBm)	Port
2.43641G	16.75	-13.25	2.30175G	-53.18	2.3992G	-47.31	2.4G	-48.43	2.5051G	-48.51	21.74653G	-44.89	1
2.43641G	16.75	-13.25	2.13516G	-51.99	2.4G	-43.13	2.4G	-43.33	2.50534G	-48.40	21.89543G	-44.87	2

2.4-2.4835GHz_802.11b_Nss1,(1Mbps)_2TX **CSENdB**

2462MHz

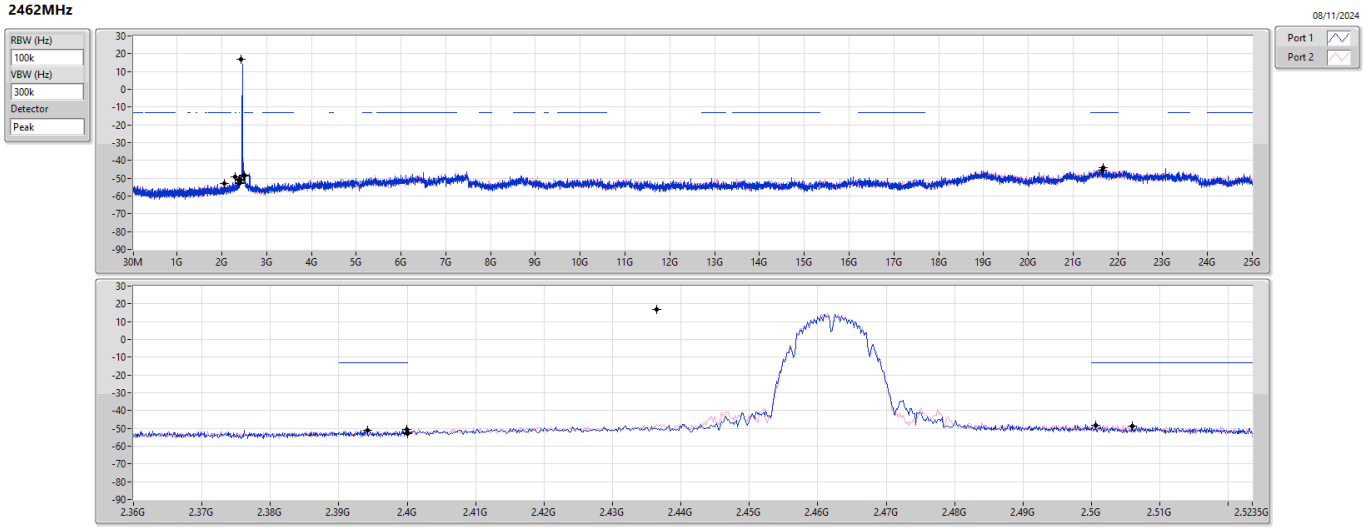

Ref(Hz)	Ref(dBm)	Limit(dBm)	Freq(Hz)	Level(dBm)	Freq(Hz)	Level(dBm)	Freq(Hz)	Level(dBm)	Freq(Hz)	Level(dBm)	Freq(Hz)	Level(dBm)	Port
2.43641G	16.75	-13.25	2.30175G	-49.20	2.39992G	-50.80	2.4G	-53.12	2.50598G	-48.76	21.64819G	-45.49	1
2.43641G	16.75	-13.25	2.04895G	-53.13	2.39416G	-50.91	2.4G	-52.46	2.50062G	-48.21	21.66786G	-44.12	2

2.4-2.4835GHz_802.11g_Nss1,(6Mbps)_2TX **CSENdB**

2412MHz

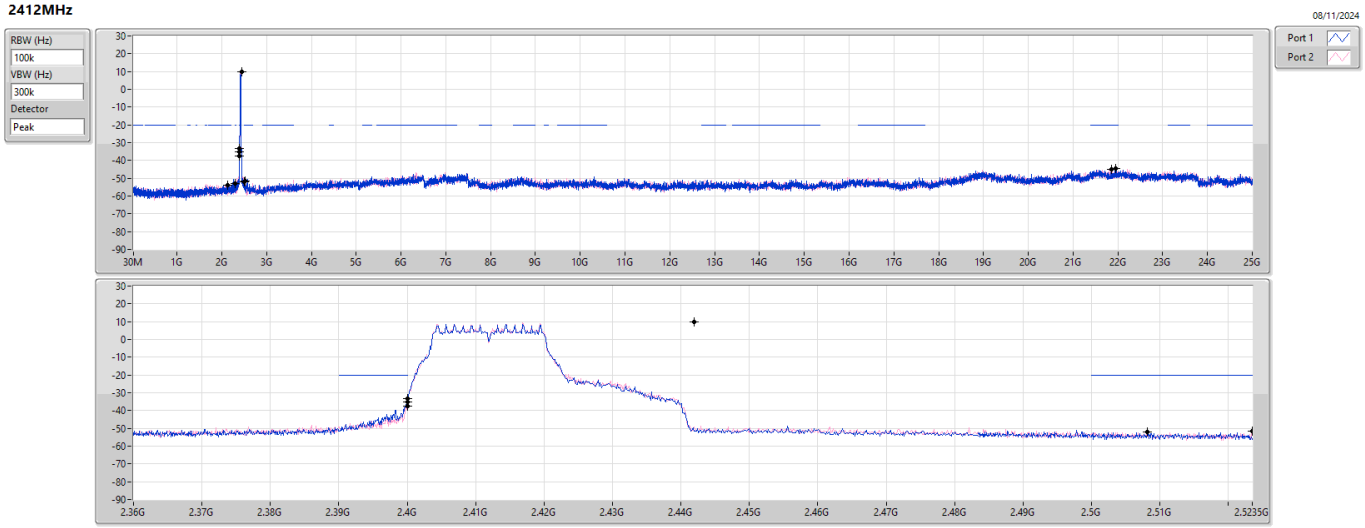

Ref(Hz)	Ref(dBm)	Limit(dBm)	Freq(Hz)	Level(dBm)	Freq(Hz)	Level(dBm)	Freq(Hz)	Level(dBm)	Freq(Hz)	Level(dBm)	Freq(Hz)	Level(dBm)	Port
2.44192G	9.96	-20.04	2.13166G	-54.07	2.4G	-35.35	2.4G	-33.17	2.50822G	-52.00	21.85329G	-44.96	1
2.44192G	9.96	-20.04	2.30525G	-53.10	2.4G	-37.35	2.4G	-33.31	2.5235G	-51.50	21.94601G	-44.48	2

2.4-2.4835GHz_802.11g_Nss1,(6Mbps)_2TX **CSENdB**

2437MHz

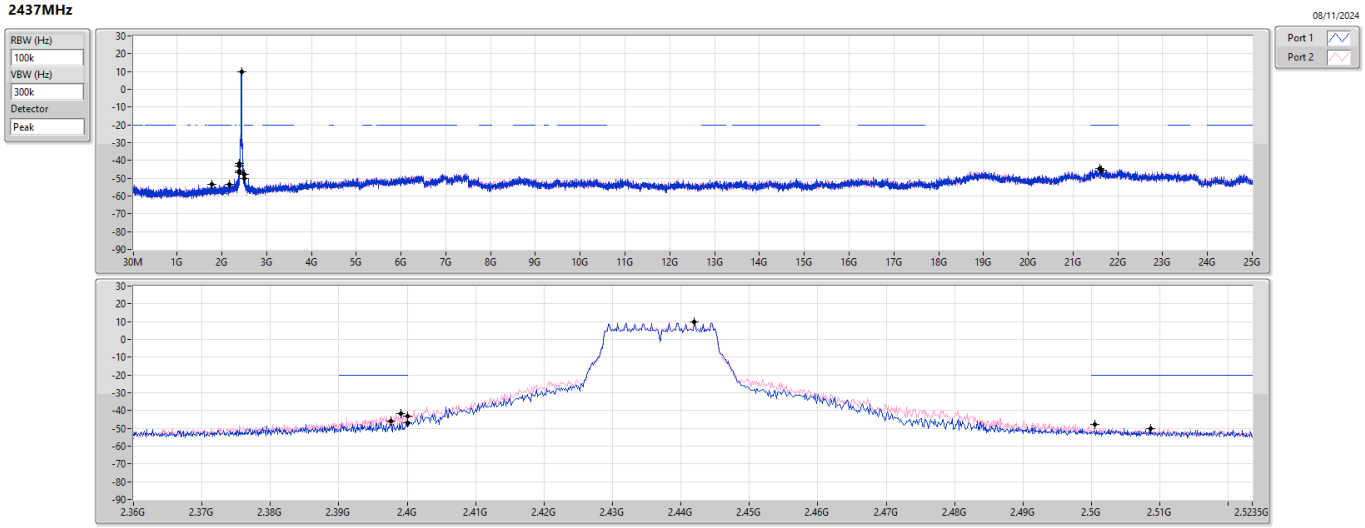

Ref(Hz)	Ref(dBm)	Limit(dBm)	Freq(Hz)	Level(dBm)	Freq(Hz)	Level(dBm)	Freq(Hz)	Level(dBm)	Freq(Hz)	Level(dBm)	Freq(Hz)	Level(dBm)	Port
2.44192G	9.96	-20.04	1.77051G	-53.50	2.3976G	-45.82	2.4G	-47.08	2.50862G	-50.16	21.60043G	-44.50	1
2.44192G	9.96	-20.04	2.16195G	-53.60	2.39912G	-41.55	2.4G	-43.02	2.50046G	-47.90	21.63133G	-45.45	2

2.4-2.4835GHz_802.11g_Nss1,(6Mbps)_2TX **CSENdB**

2462MHz

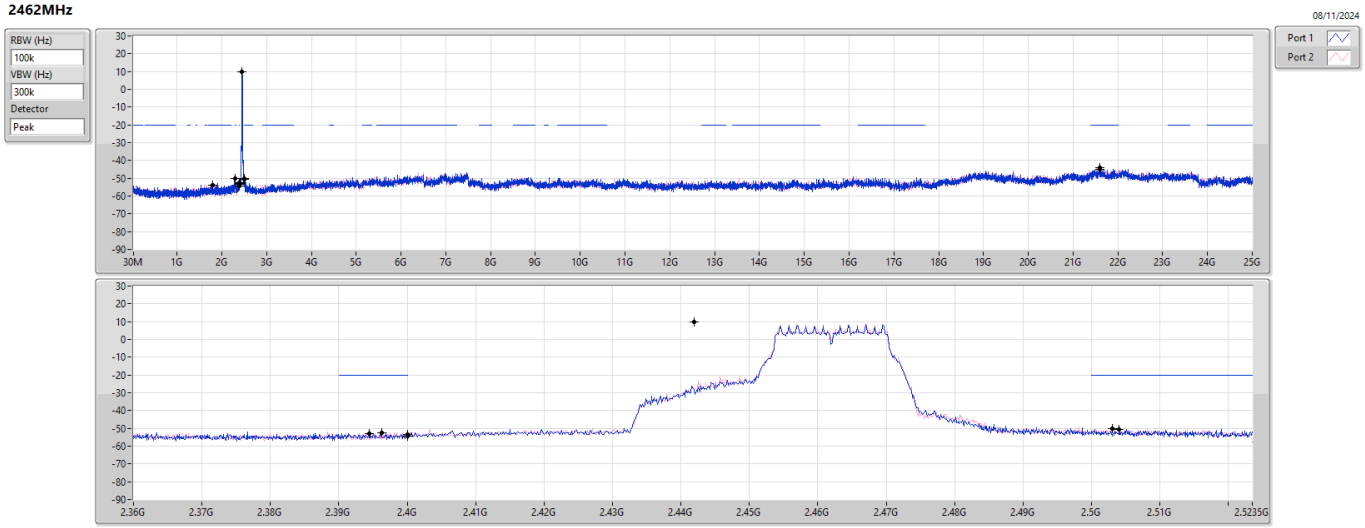

Ref(Hz)	Ref(dBm)	Limit(dBm)	Freq(Hz)	Level(dBm)	Freq(Hz)	Level(dBm)	Freq(Hz)	Level(dBm)	Freq(Hz)	Level(dBm)	Freq(Hz)	Level(dBm)	Port
2.44192G	9.96	-20.04	2.30408G	-49.96	2.39448G	-52.95	2.4G	-54.39	2.50406G	-50.44	21.592G	-44.84	1
2.44192G	9.96	-20.04	1.80197G	-53.88	2.39624G	-52.34	2.4G	-53.49	2.50302G	-50.06	21.60043G	-43.90	2

2.4-2.4835GHz_802.11be EHT20_Nss1,(MCS0)_2TX **CSENdB**

2412MHz

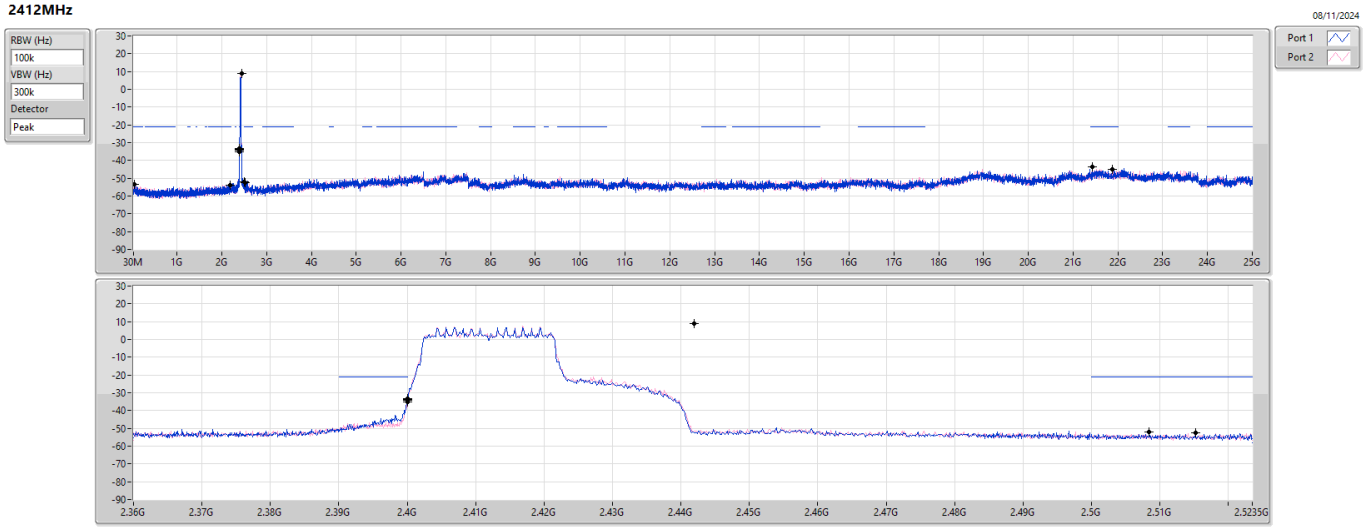

Ref(Hz)	Ref(dBm)	Limit(dBm)	Freq(Hz)	Level(dBm)	Freq(Hz)	Level(dBm)	Freq(Hz)	Level(dBm)	Freq(Hz)	Level(dBm)	Freq(Hz)	Level(dBm)	Port
2.44192G	8.77	-21.23	46.31M	-53.45	2.4G	-34.22	2.4G	-33.97	2.50846G	-52.21	21.42624G	-43.70	1
2.44192G	8.77	-21.23	2.18525G	-53.70	2.4G	-35.34	2.4G	-33.42	2.51518G	-52.68	21.87858G	-44.98	2

2.4-2.4835GHz_802.11be EHT20_Nss1,(MCS0)_2TX **CSENdB**

2437MHz

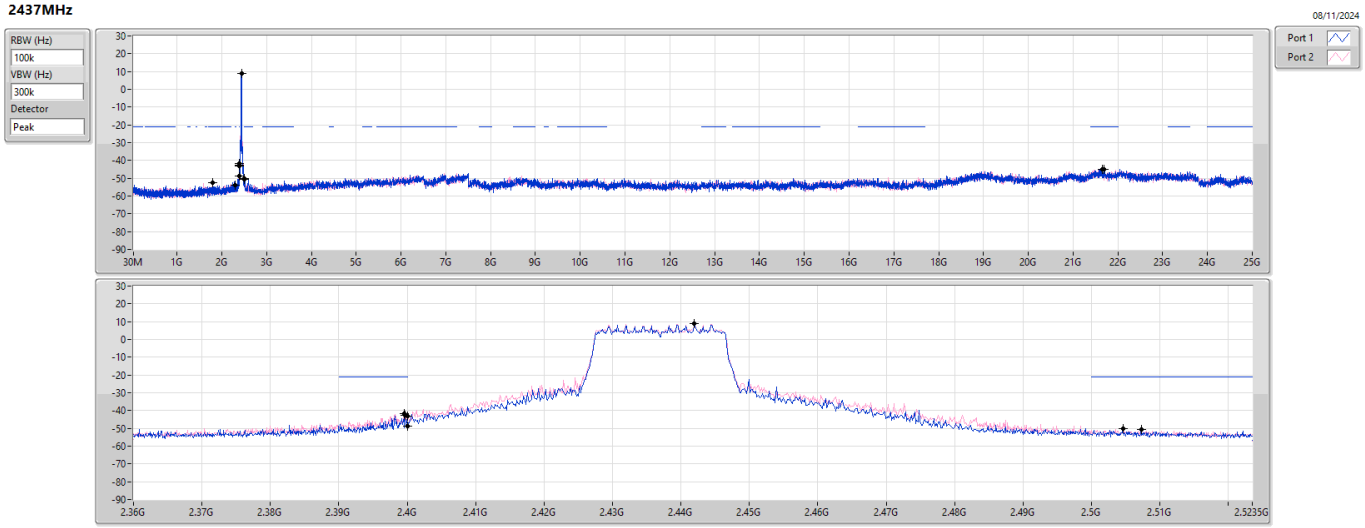

Ref(Hz)	Ref(dBm)	Limit(dBm)	Freq(Hz)	Level(dBm)	Freq(Hz)	Level(dBm)	Freq(Hz)	Level(dBm)	Freq(Hz)	Level(dBm)	Freq(Hz)	Level(dBm)	Port
2.44192G	8.77	-21.23	2.30292G	-53.84	2.39968G	-42.81	2.4G	-48.95	2.50726G	-50.59	21.68753G	-45.01	1
2.44192G	8.77	-21.23	1.78799G	-52.49	2.39952G	-41.77	2.4G	-43.00	2.50462G	-50.27	21.65381G	-45.05	2

2.4-2.4835GHz_802.11be EHT20_Nss1,(MCS0)_2TX **CSENdB**

2462MHz

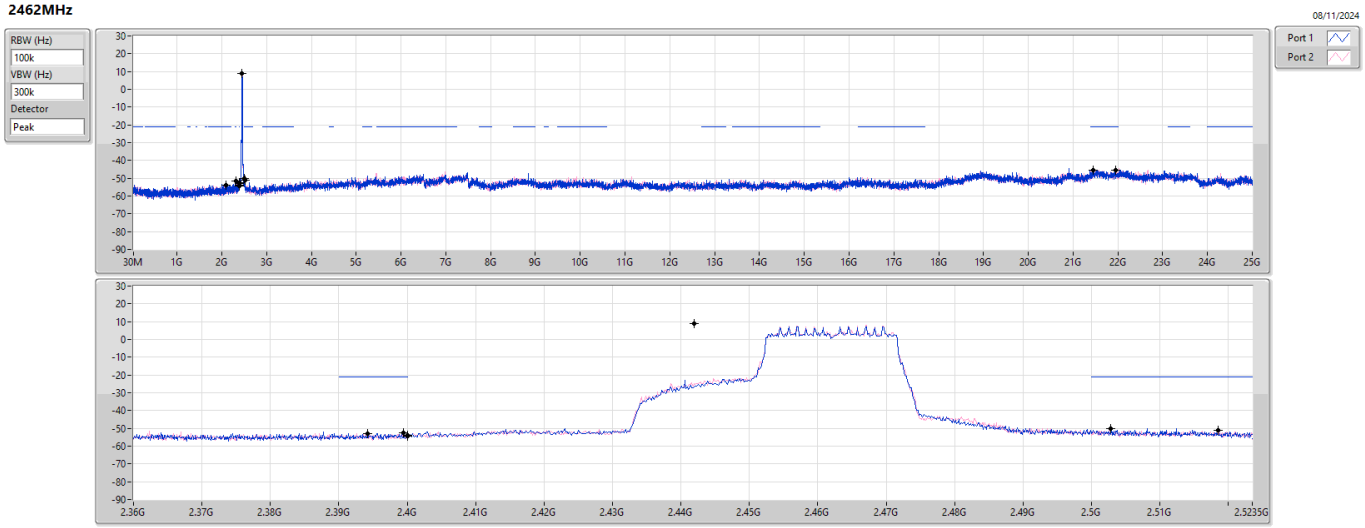

Ref(Hz)	Ref(dBm)	Limit(dBm)	Freq(Hz)	Level(dBm)	Freq(Hz)	Level(dBm)	Freq(Hz)	Level(dBm)	Freq(Hz)	Level(dBm)	Freq(Hz)	Level(dBm)	Port
2.44192G	8.77	-21.23	2.30874G	-51.58	2.39424G	-52.77	2.4G	-53.76	2.50286G	-50.10	21.44309G	-45.56	1
2.44192G	8.77	-21.23	2.10254G	-53.94	2.39944G	-52.45	2.4G	-54.58	2.51854G	-51.05	21.96005G	-45.39	2

2.4-2.4835GHz_802.11be EHT40_Nss1,(MCS0)_2TX **CSENdB**

2422MHz

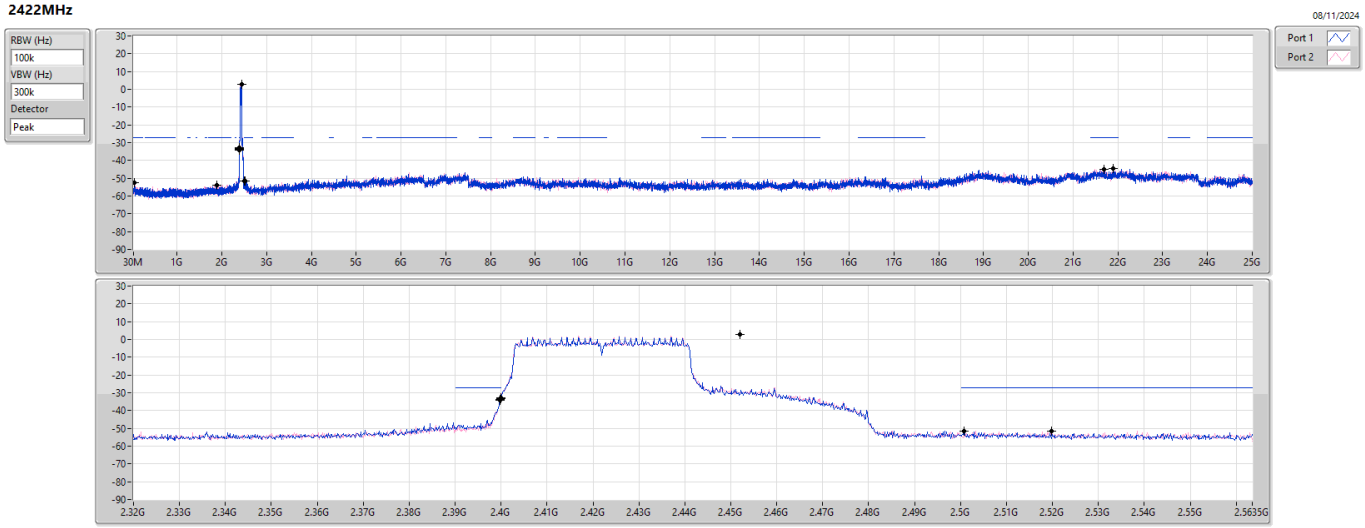

Ref(Hz)	Ref(dBm)	Limit(dBm)	Freq(Hz)	Level(dBm)	Freq(Hz)	Level(dBm)	Freq(Hz)	Level(dBm)	Freq(Hz)	Level(dBm)	Freq(Hz)	Level(dBm)	Port
2.45194G	2.85	-27.15	1.88032G	-53.76	2.39984G	-33.81	2.4G	-32.82	2.50078G	-51.52	21.69623G	-45.12	1
2.45194G	2.85	-27.15	49.47M	-52.51	2.39984G	-34.19	2.4G	-33.10	2.51982G	-51.55	21.88694G	-44.54	2

2.4-2.4835GHz_802.11be EHT40_Nss1,(MCS0)_2TX **CSENdB**

2437MHz

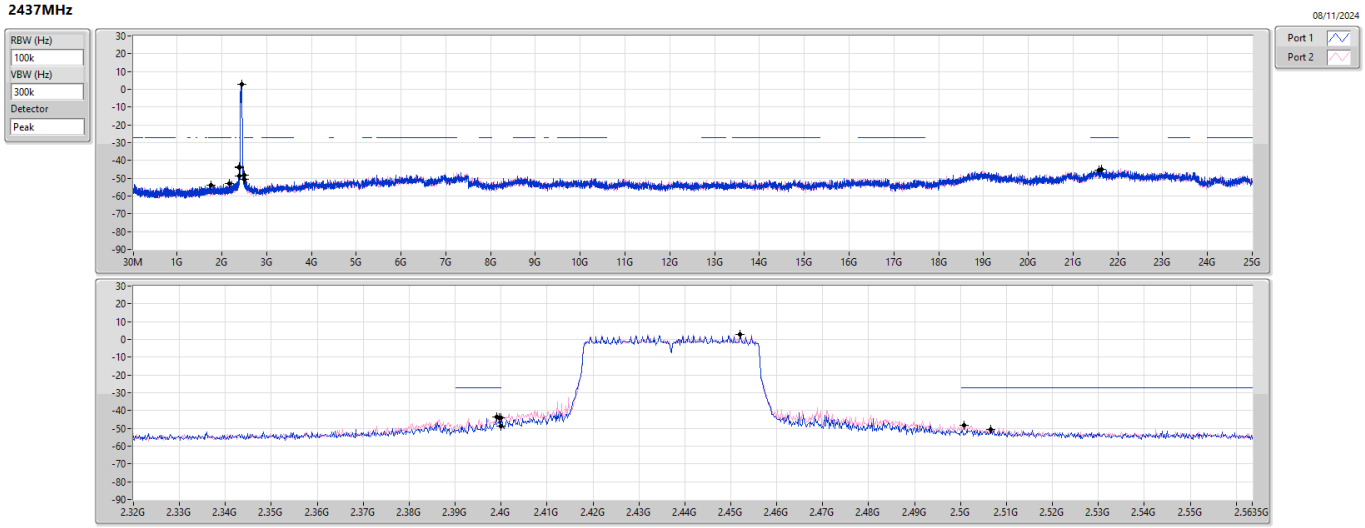

Ref(Hz)	Ref(dBm)	Limit(dBm)	Freq(Hz)	Level(dBm)	Freq(Hz)	Level(dBm)	Freq(Hz)	Level(dBm)	Freq(Hz)	Level(dBm)	Freq(Hz)	Level(dBm)	Port
2.45194G	2.85	-27.15	2.16085G	-53.20	2.39968G	-44.10	2.4G	-48.58	2.50654G	-50.47	21.58404G	-45.44	1
2.45194G	2.85	-27.15	1.75895G	-54.01	2.39904G	-43.37	2.4G	-43.86	2.50078G	-48.50	21.63172G	-45.15	2

2.4-2.4835GHz_802.11be EHT40_Nss1,(MCS0)_2TX **CSENdB**

2452MHz

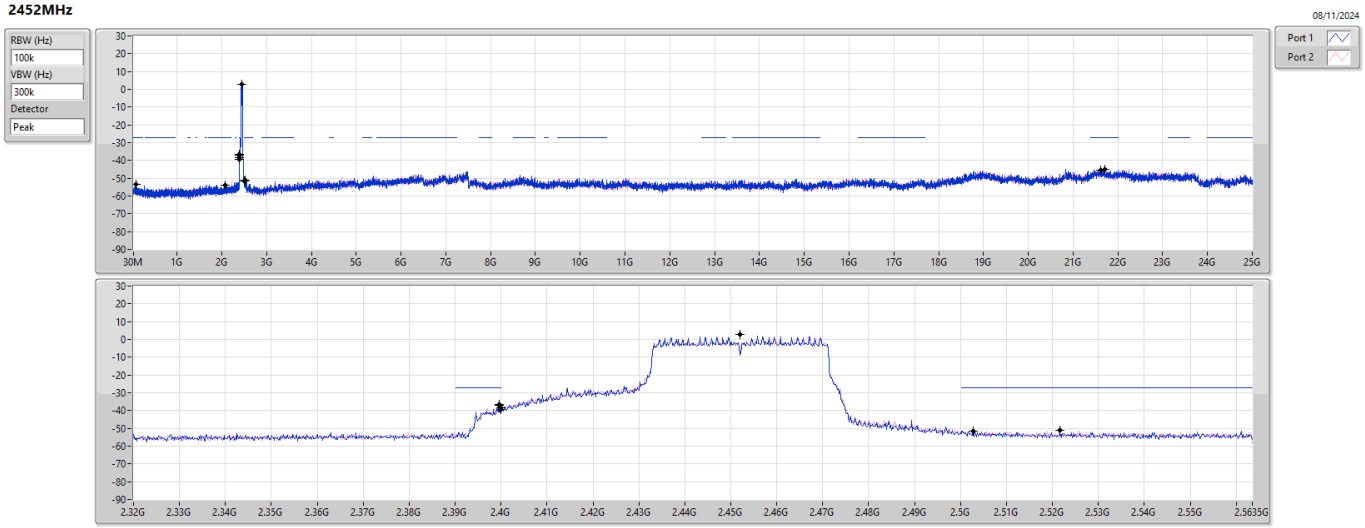

Ref(Hz)	Ref(dBm)	Limit(dBm)	Freq(Hz)	Level(dBm)	Freq(Hz)	Level(dBm)	Freq(Hz)	Level(dBm)	Freq(Hz)	Level(dBm)	Freq(Hz)	Level(dBm)	Port
2.45194G	2.85	-27.15	84.96M	-53.55	2.39952G	-37.19	2.4G	-39.35	2.5027G	-51.53	21.62331G	-45.43	1
2.45194G	2.85	-27.15	2.07154G	-53.80	2.39952G	-36.43	2.4G	-38.54	2.52158G	-51.17	21.71305G	-44.98	2

Test Mode: Mode 3
Summary

Mode	Result	Ref (Hz)	Ref (dBm)	Limit (dBm)	Freq (Hz)	Level (dBm)	Freq (Hz)	Level (dBm)	Freq (Hz)	Level (dBm)	Freq (Hz)	Level (dBm)	Freq (Hz)	Level (dBm)	Port
2.4-2.4835GHz	-	-	-	-	-	-	-	-	-	-	-	-	-	-	-
802.11b_Nss1,(1Mbps)_4TX	Pass	2.43641G	11.68	-18.32	2.14215G	-53.71	2.39848G	-48.46	2.4G	-52.05	2.5079G	-52.87	21.44871G	-45.15	1
802.11g_Nss1,(6Mbps)_4TX	Pass	2.44192G	5.37	-24.63	1.87653G	-53.24	2.39992G	-42.32	2.4G	-38.18	2.5091G	-52.83	21.49648G	-42.90	2
802.11be EHT20_Nss1,(MCS0)_4TX	Pass	2.44192G	5.31	-24.69	2.05943G	-53.17	2.4G	-41.09	2.4G	-37.05	2.5079G	-53.95	21.48524G	-45.49	3
802.11be EHT40_Nss1,(MCS0)_4TX	Pass	2.4319G	-0.30	-30.30	1.87231G	-53.77	2.39984G	-39.50	2.4G	-37.59	2.52974G	-53.73	21.80841G	-44.76	1