For EUT 1 / Radio 3_Non-Beamforming Mode

802.11ax HEW20_Nss1,(MCS0)_2TX

5580MHz_TX

06/07/2020

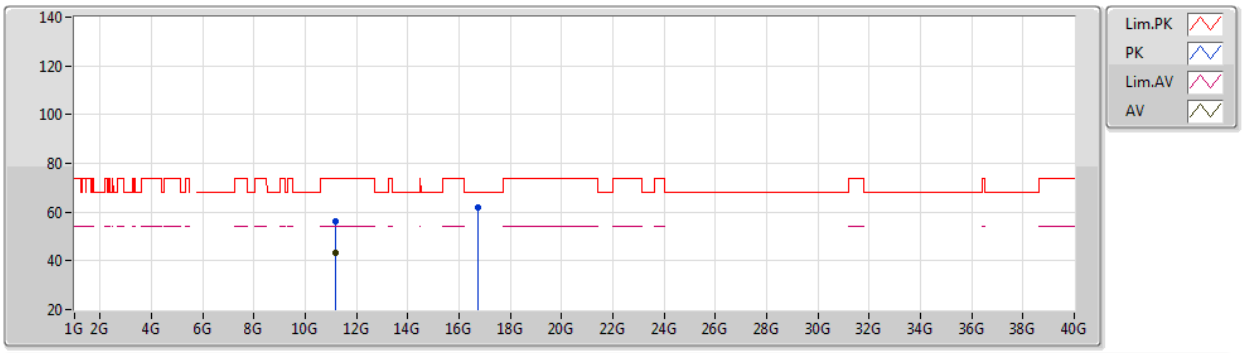

EUT X_2TX
Setting 108
03-A-J-7

Type	Freq	Level	Limit	Margin	Raw	Dist	Condition	Azimuth	Height	Comment	AF	CL	PA
	(Hz)	(dBuV/m)	(dBuV/m)	(dB)	(dBuV)	(m)		(°)	(m)		(dB)	(dB)	(dB)
PK	11.15966G	56.07	74.00	-17.93	41.37	3	Horizontal	198	2.12	-	38.51	10.72	34.53
AV	11.15618G	43.16	54.00	-10.84	28.46	3	Horizontal	198	2.12	-	38.51	10.72	34.53
PK	16.738G	61.87	68.20	-6.33	45.15	3	Horizontal	52	1.80	-	39.27	12.24	34.79

For EUT 1 / Radio 3_Non-Beamforming Mode

802.11ax HEW20_Nss1,(MCS0)_2TX

5700MHz_TX

06/07/2020

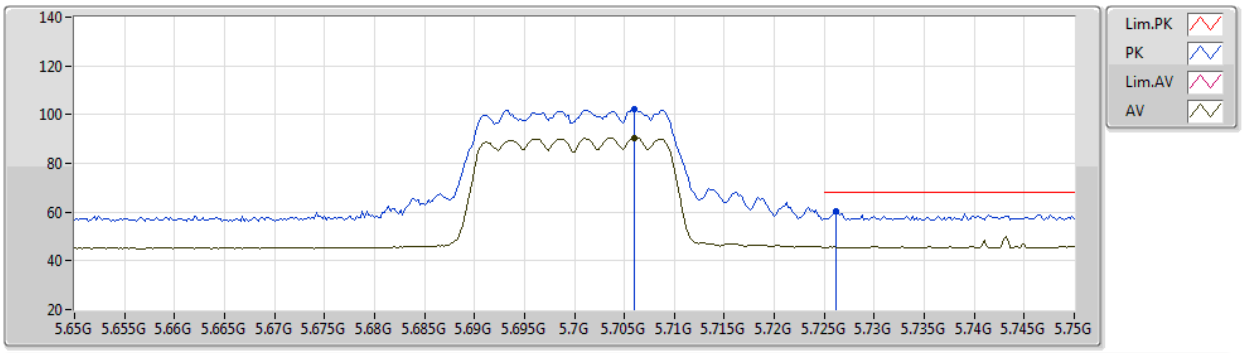

EUT X_2TX
Setting 54
03-A-J-7-10

Type	Freq	Level	Limit	Margin	Raw	Dist	Condition	Azimuth	Height	Comment	AF	CL	PA
	(Hz)	(dBuV/m)	(dBuV/m)	(dB)	(dBuV)	(m)		(°)	(m)		(dB)	(dB)	(dB)
PK	5.706G	102.24	Inf	-Inf	96.68	3	Vertical	313	2.80	-	34.20	6.30	34.94
AV	5.706G	90.57	Inf	-Inf	85.01	3	Vertical	313	2.80	-	34.20	6.30	34.94
PK	5.7262G	60.11	68.20	-8.09	54.55	3	Vertical	313	2.80	-	34.20	6.30	34.94

For EUT 1 / Radio 3_Non-Beamforming Mode

802.11ax HEW20_Nss1,(MCS0)_2TX

5700MHz_TX

06/07/2020

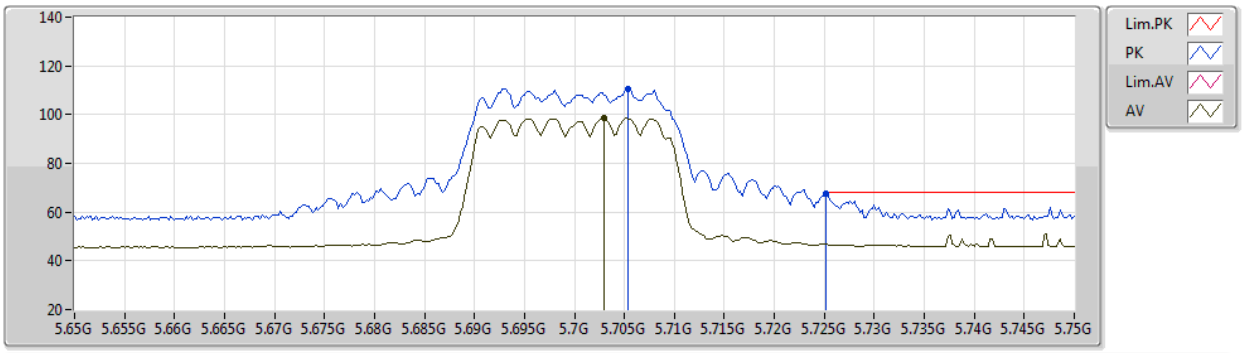

EUT X_2TX
Setting 54
03-A-J-7-10

Type	Freq	Level	Limit	Margin	Raw	Dist	Condition	Azimuth	Height	Comment	AF	CL	PA
	(Hz)	(dBuV/m)	(dBuV/m)	(dB)	(dBuV)	(m)		(°)	(m)		(dB)	(dB)	(dB)
PK	5.7054G	110.77	Inf	-Inf	105.21	3	Horizontal	57	1.93	-	34.20	6.30	34.94
AV	5.703G	98.40	Inf	-Inf	92.84	3	Horizontal	57	1.93	-	34.20	6.30	34.94
PK	5.7252G	67.82	68.20	-0.38	62.26	3	Horizontal	57	1.93	-	34.20	6.30	34.94

For EUT 1 / Radio 3_Non-Beamforming Mode

802.11ax HEW20_Nss1,(MCS0)_2TX

5700MHz_TX

06/07/2020

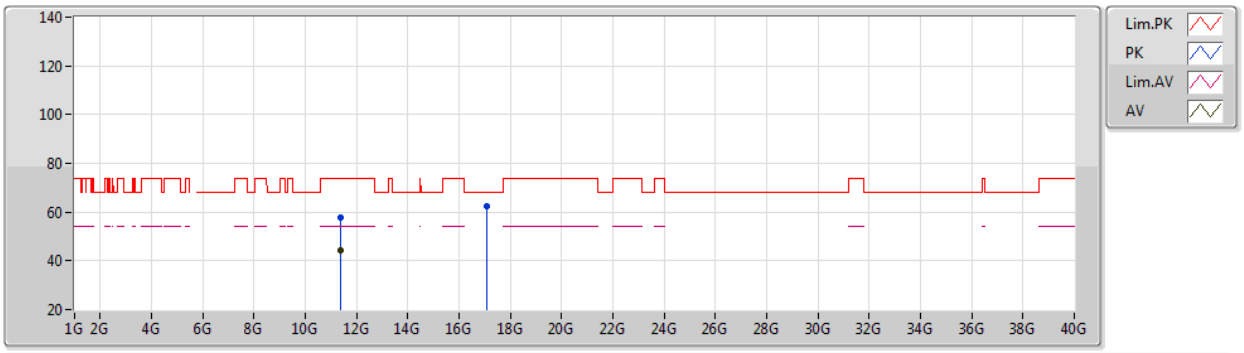

EUT X_2TX
Setting 54
03-A-J-7

Type	Freq	Level	Limit	Margin	Raw	Dist	Condition	Azimuth	Height	Comment	AF	CL	PA
	(Hz)	(dBuV/m)	(dBuV/m)	(dB)	(dBuV)	(m)		(°)	(m)		(dB)	(dB)	(dB)
PK	11.39814G	57.69	74.00	-16.31	42.75	3	Vertical	6	1.75	-	38.68	10.86	34.60
AV	11.3978G	44.21	54.00	-9.79	29.27	3	Vertical	6	1.75	-	38.68	10.86	34.60
PK	17.10318G	62.39	68.20	-5.81	44.29	3	Vertical	236	1.14	-	40.44	12.26	34.60

For EUT 1 / Radio 3_Non-Beamforming Mode

802.11ax HEW20_Nss1,(MCS0)_2TX

5700MHz_TX

06/07/2020

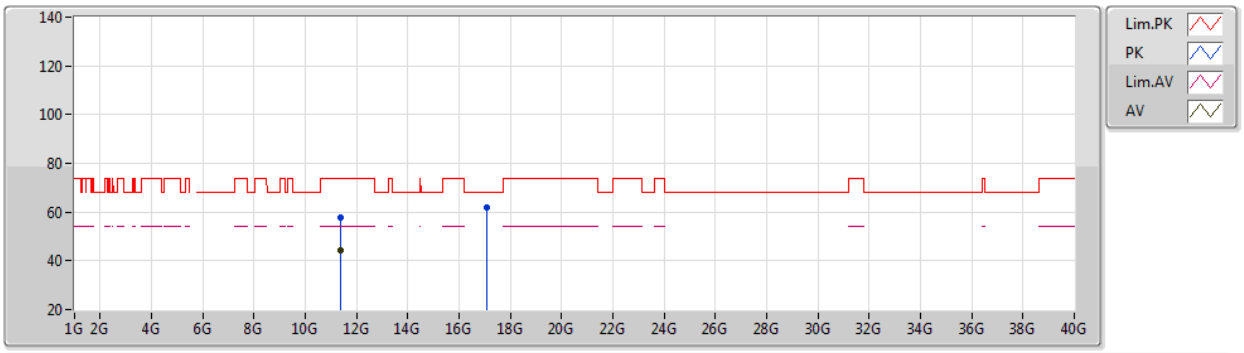

EUT X_2TX
Setting 54
03-A-J-7

Type	Freq	Level	Limit	Margin	Raw	Dist	Condition	Azimuth	Height	Comment	AF	CL	PA
	(Hz)	(dBuV/m)	(dBuV/m)	(dB)	(dBuV)	(m)		(°)	(m)		(dB)	(dB)	(dB)
PK	11.39824G	57.78	74.00	-16.22	42.84	3	Horizontal	116	2.58	-	38.68	10.86	34.60
AV	11.40132G	44.12	54.00	-9.88	29.18	3	Horizontal	116	2.58	-	38.68	10.86	34.60
PK	17.09768G	61.86	68.20	-6.34	43.80	3	Horizontal	120	1.83	-	40.41	12.25	34.60

For EUT 1 / Radio 3_Non-Beamforming Mode

802.11ax HEW20_Nss1,(MCS0)_2TX

5720MHz Straddle 5.47-5.725GHz_TX

06/07/2020

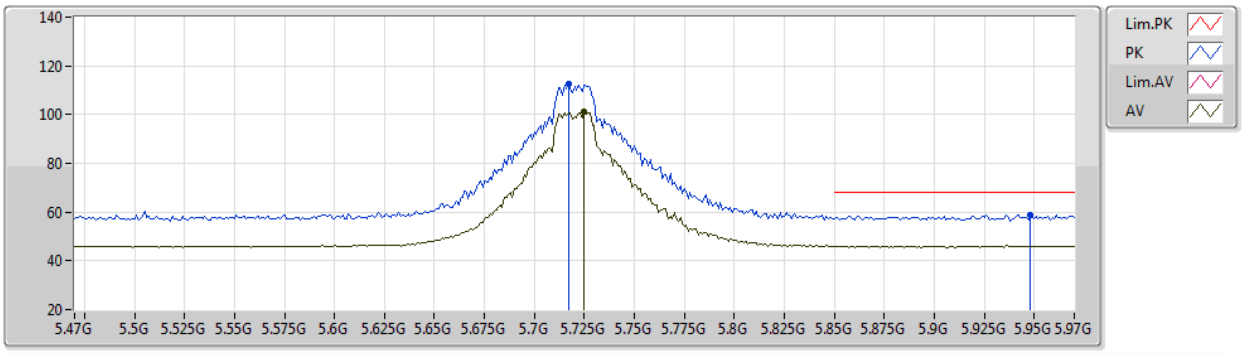

EUT X_2TX
Setting 108
03-A-J-7-10

Type	Freq	Level	Limit	Margin	Raw	Dist	Condition	Azimuth	Height	Comment	AF	CL	PA
	(Hz)	(dBuV/m)	(dBuV/m)	(dB)	(dBuV)	(m)		(°)	(m)		(dB)	(dB)	(dB)
PK	5.717G	112.57	Inf	-Inf	107.01	3	Vertical	305	2.66	-	34.20	6.30	34.94
AV	5.725G	101.22	Inf	-Inf	95.66	3	Vertical	305	2.66	-	34.20	6.30	34.94
PK	5.948G	58.97	68.20	-9.23	52.99	3	Vertical	305	2.66	-	34.54	6.37	34.93

For EUT 1 / Radio 3_Non-Beamforming Mode

802.11ax HEW20_Nss1,(MCS0)_2TX

5720MHz Straddle 5.47-5.725GHz_TX

06/07/2020

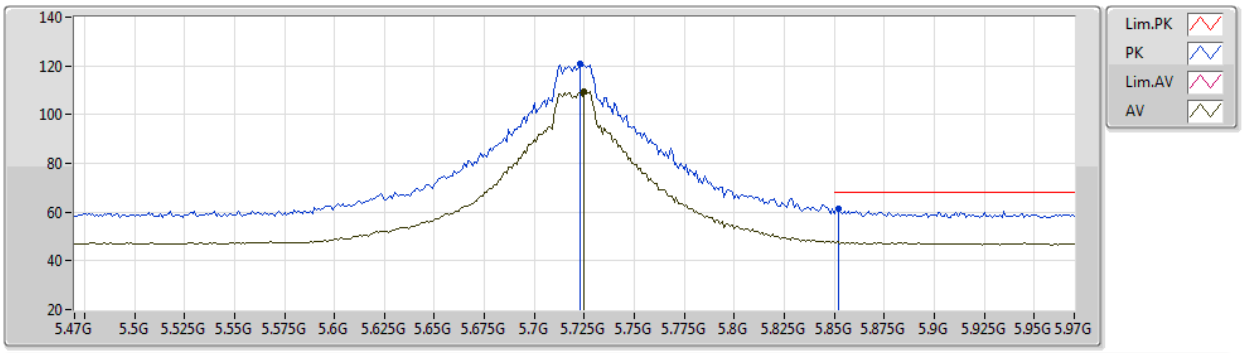

EUT X_2TX
Setting 108
03-A-J-7-10

Type	Freq	Level	Limit	Margin	Raw	Dist	Condition	Azimuth	Height	Comment	AF	CL	PA
	(Hz)	(dBuV/m)	(dBuV/m)	(dB)	(dBuV)	(m)		(°)	(m)		(dB)	(dB)	(dB)
PK	5.723G	121.04	Inf	-Inf	115.48	3	Horizontal	53	1.96	-	34.20	6.30	34.94
AV	5.725G	109.37	Inf	-Inf	103.81	3	Horizontal	53	1.96	-	34.20	6.30	34.94
PK	5.852G	61.35	68.20	-6.85	55.65	3	Horizontal	53	1.96	-	34.30	6.33	34.93

For EUT 1 / Radio 3_Non-Beamforming Mode

802.11ax HEW20_Nss1,(MCS0)_2TX

5720MHz Straddle 5.47-5.725GHz_TX

06/07/2020

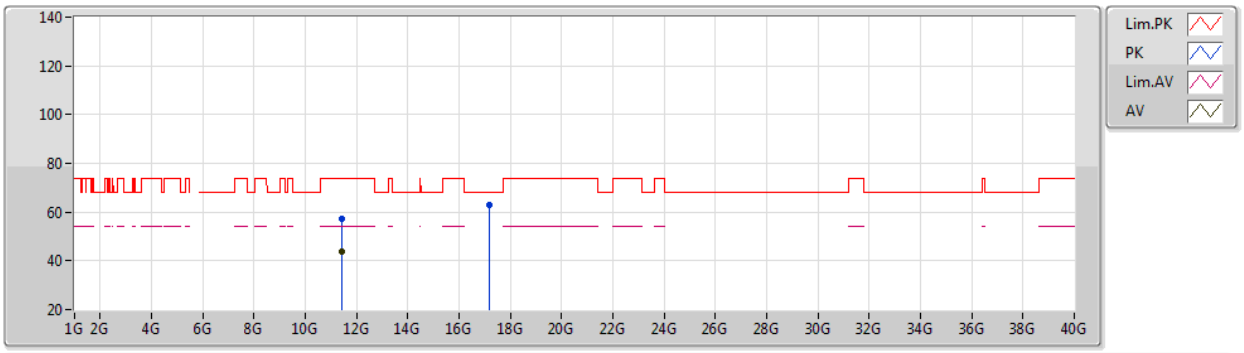

EUT X_2TX
Setting 108
03-A-J-7

Type	Freq	Level	Limit	Margin	Raw	Dist	Condition	Azimuth	Height	Comment	AF	CL	PA
	(Hz)	(dBuV/m)	(dBuV/m)	(dB)	(dBuV)	(m)		(°)	(m)		(dB)	(dB)	(dB)
PK	11.4394G	57.18	74.00	-16.82	42.20	3	Vertical	122	1.52	-	38.71	10.88	34.61
AV	11.44402G	44.05	54.00	-9.95	29.07	3	Vertical	122	1.52	-	38.71	10.88	34.61
PK	17.1795G	62.92	68.20	-5.28	44.42	3	Vertical	340	1.78	-	40.83	12.26	34.59

For EUT 1 / Radio 3_Non-Beamforming Mode

802.11ax HEW20_Nss1,(MCS0)_2TX

5720MHz Straddle 5.47-5.725GHz_TX

06/07/2020

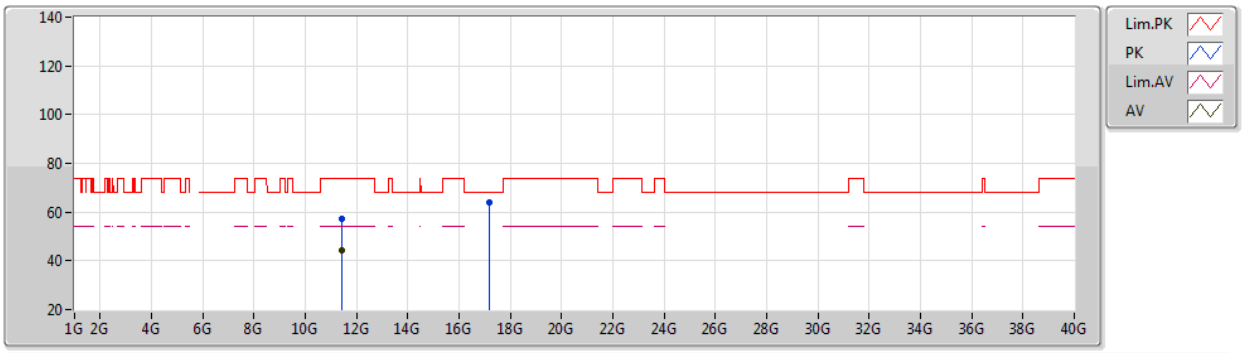

EUT X_2TX
Setting 108
03-A-J-7

Type	Freq	Level	Limit	Margin	Raw	Dist	Condition	Azimuth	Height	Comment	AF	CL	PA
	(Hz)	(dBuV/m)	(dBuV/m)	(dB)	(dBuV)	(m)		(°)	(m)		(dB)	(dB)	(dB)
PK	11.43614G	57.15	74.00	-16.85	42.17	3	Horizontal	78	2.29	-	38.71	10.88	34.61
AV	11.44178G	44.29	54.00	-9.71	29.31	3	Horizontal	78	2.29	-	38.71	10.88	34.61
PK	17.1615G	63.88	68.20	-4.32	45.48	3	Horizontal	19	1.80	-	40.74	12.26	34.60

For EUT 1 / Radio 3_Non-Beamforming Mode

802.11ax HEW40_Nss1,(MCS0)_2TX

5270MHz_TX

06/07/2020

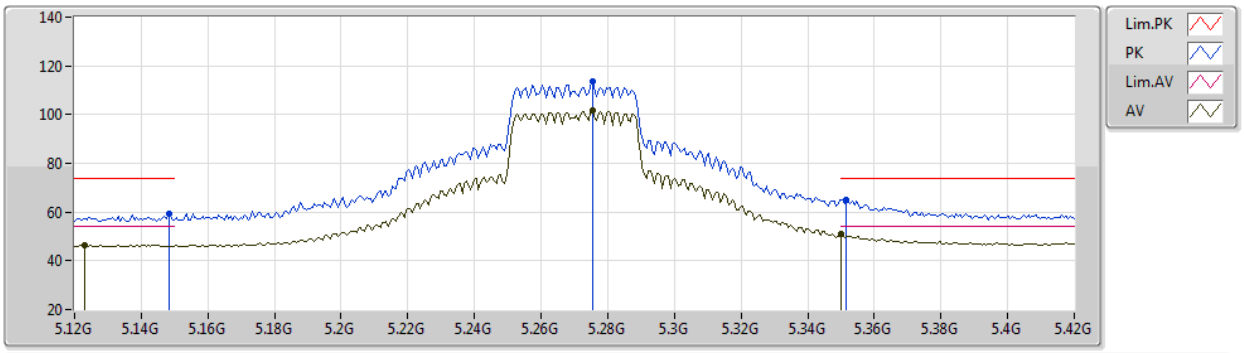

EUT X_2TX
Setting 86
03-A-J-7-10

Type	Freq	Level	Limit	Margin	Raw	Dist	Condition	Azimuth	Height	Comment	AF	CL	PA
	(Hz)	(dBuV/m)	(dBuV/m)	(dB)	(dBuV)	(m)		(°)	(m)		(dB)	(dB)	(dB)
PK	5.1482G	59.34	74.00	-14.66	54.74	3	Vertical	16	2.90	-	33.90	6.03	35.33
AV	5.123G	46.51	54.00	-7.49	41.97	3	Vertical	16	2.90	-	33.90	5.99	35.35
PK	5.2754G	113.37	Inf	-Inf	108.36	3	Vertical	16	2.90	-	34.13	6.06	35.18
AV	5.2754G	101.52	Inf	-Inf	96.51	3	Vertical	16	2.90	-	34.13	6.06	35.18
PK	5.3516G	65.05	74.00	-8.95	59.87	3	Vertical	16	2.90	-	34.25	6.02	35.09
AV	5.35G	50.85	54.00	-3.15	45.67	3	Vertical	16	2.90	-	34.25	6.02	35.09

For EUT 1 / Radio 3_Non-Beamforming Mode

802.11ax HEW40_Nss1,(MCS0)_2TX

5270MHz_TX

06/07/2020

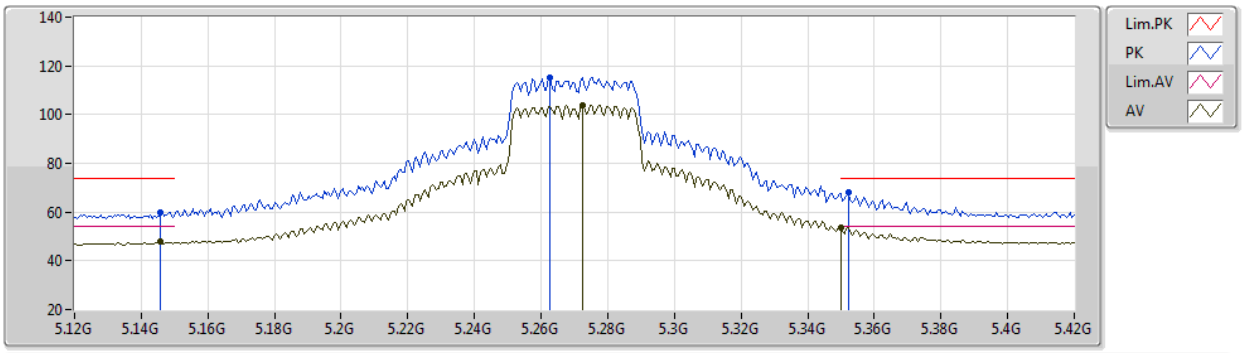

EUT X_2TX
Setting 86
03-A-J-7-10

Type	Freq	Level	Limit	Margin	Raw	Dist	Condition	Azimuth	Height	Comment	AF	CL	PA
	(Hz)	(dBuV/m)	(dBuV/m)	(dB)	(dBuV)	(m)		(°)	(m)		(dB)	(dB)	(dB)
PK	5.1458G	59.97	74.00	-14.03	55.38	3	Horizontal	44	2.37	-	33.90	6.02	35.33
AV	5.1458G	47.89	54.00	-6.11	43.30	3	Horizontal	44	2.37	-	33.90	6.02	35.33
PK	5.2628G	115.32	Inf	-Inf	110.35	3	Horizontal	44	2.37	-	34.09	6.07	35.19
AV	5.2724G	103.92	Inf	-Inf	98.92	3	Horizontal	44	2.37	-	34.12	6.06	35.18
PK	5.3522G	68.08	74.00	-5.92	62.90	3	Horizontal	44	2.37	-	34.25	6.02	35.09
AV	5.35G	53.66	54.00	-0.34	48.48	3	Horizontal	44	2.37	-	34.25	6.02	35.09

For EUT 1 / Radio 3_Non-Beamforming Mode

802.11ax HEW40_Nss1,(MCS0)_2TX

5270MHz_TX

06/07/2020

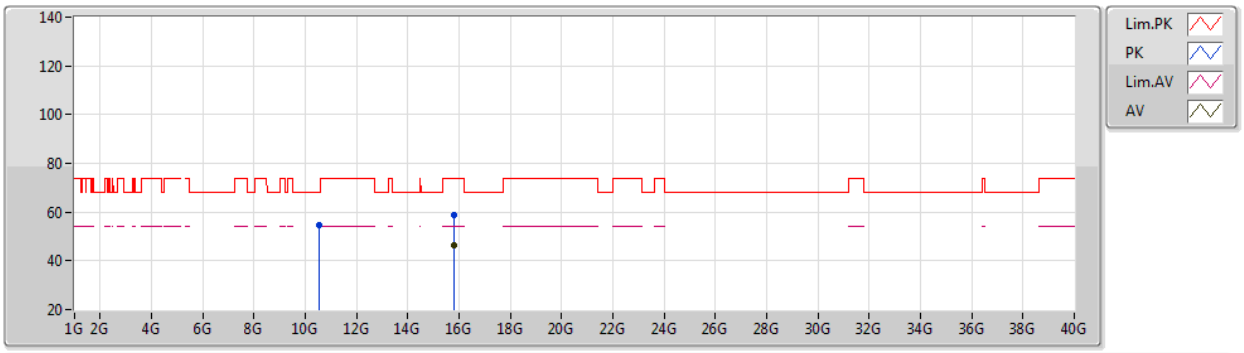

EUT X_2TX
Setting 86
03-A-J-7

Type	Freq	Level	Limit	Margin	Raw	Dist	Condition	Azimuth	Height	Comment	AF	CL	PA
	(Hz)	(dBuV/m)	(dBuV/m)	(dB)	(dBuV)	(m)		(°)	(m)		(dB)	(dB)	(dB)
PK	10.54704G	54.70	68.20	-13.50	40.83	3	Vertical	101	2.01	-	38.35	10.34	34.82
PK	15.80864G	58.99	74.00	-15.01	43.89	3	Vertical	283	1.51	-	38.07	12.13	35.10
AV	15.80518G	46.59	54.00	-7.41	31.47	3	Vertical	283	1.51	-	38.08	12.13	35.09

For EUT 1 / Radio 3_Non-Beamforming Mode

802.11ax HEW40_Nss1,(MCS0)_2TX

5270MHz_TX

06/07/2020

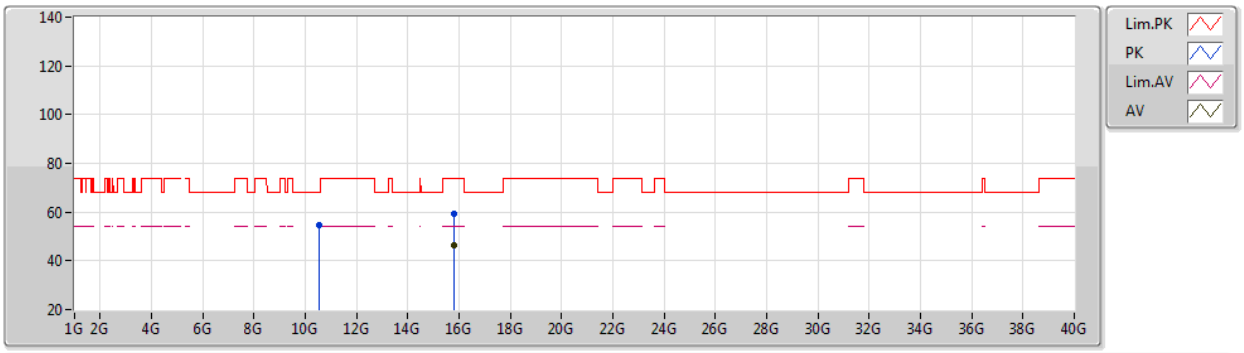

EUT X_2TX
Setting 86
03-A-J-7

Type	Freq	Level	Limit	Margin	Raw	Dist	Condition	Azimuth	Height	Comment	AF	CL	PA
	(Hz)	(dBuV/m)	(dBuV/m)	(dB)	(dBuV)	(m)		(°)	(m)		(dB)	(dB)	(dB)
PK	10.53542G	54.88	68.20	-13.32	41.01	3	Horizontal	233	1.16	-	38.35	10.34	34.82
PK	15.80764G	59.21	74.00	-14.79	44.09	3	Horizontal	175	1.99	-	38.08	12.13	35.09
AV	15.80708G	46.62	54.00	-7.38	31.50	3	Horizontal	175	1.99	-	38.08	12.13	35.09

For EUT 1 / Radio 3_Non-Beamforming Mode

802.11ax HEW40_Nss1,(MCS0)_2TX

5310MHz_TX

06/07/2020

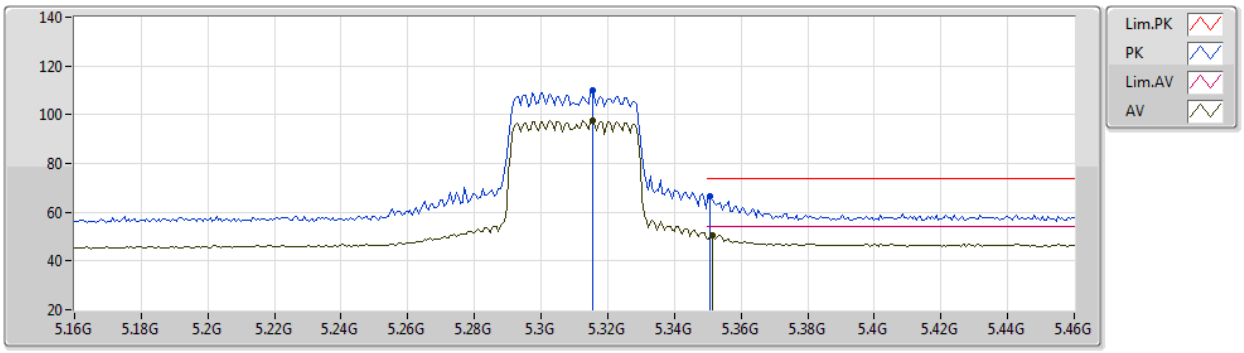

EUT X_2TX
Setting 67
03-A-J-7-10

Type	Freq	Level	Limit	Margin	Raw	Dist	Condition	Azimuth	Height	Comment	AF	CL	PA
	(Hz)	(dBuV/m)	(dBuV/m)	(dB)	(dBuV)	(m)		(°)	(m)		(dB)	(dB)	(dB)
PK	5.3154G	110.06	Inf	-Inf	104.93	3	Vertical	15	3.00	-	34.22	6.04	35.13
AV	5.3154G	97.51	Inf	-Inf	92.38	3	Vertical	15	3.00	-	34.22	6.04	35.13
PK	5.3508G	66.69	74.00	-7.31	61.51	3	Vertical	15	3.00	-	34.25	6.02	35.09
AV	5.3514G	50.36	54.00	-3.64	45.18	3	Vertical	15	3.00	-	34.25	6.02	35.09

For EUT 1 / Radio 3_Non-Beamforming Mode

802.11ax HEW40_Nss1,(MCS0)_2TX

5310MHz_TX

06/07/2020

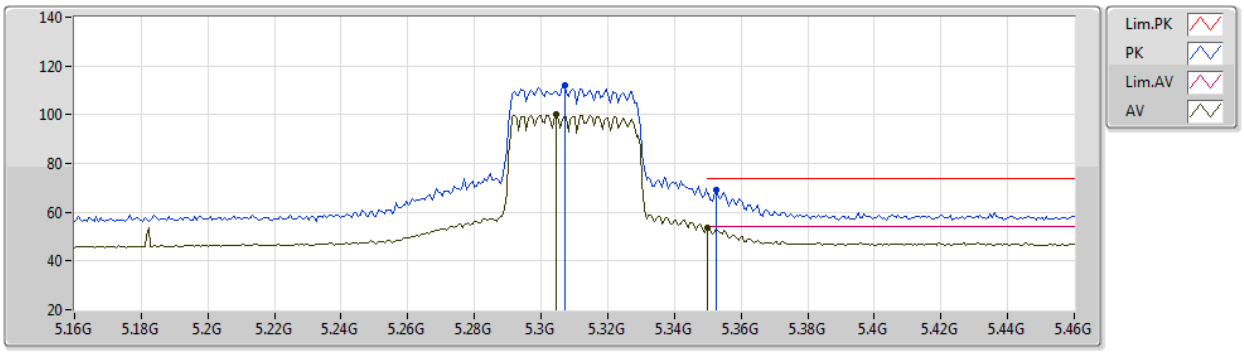

EUT X_2TX
Setting 67
03-A-J-7-10

Type	Freq	Level	Limit	Margin	Raw	Dist	Condition	Azimuth	Height	Comment	AF	CL	PA
	(Hz)	(dBuV/m)	(dBuV/m)	(dB)	(dBuV)	(m)		(°)	(m)		(dB)	(dB)	(dB)
PK	5.307G	112.25	Inf	-Inf	107.13	3	Horizontal	44	2.17	-	34.21	6.05	35.14
AV	5.3046G	100.19	Inf	-Inf	95.08	3	Horizontal	44	2.17	-	34.20	6.05	35.14
PK	5.3526G	69.15	74.00	-4.85	63.97	3	Horizontal	44	2.17	-	34.25	6.02	35.09
AV	5.35G	53.70	54.00	-0.30	48.52	3	Horizontal	44	2.17	-	34.25	6.02	35.09

For EUT 1 / Radio 3_Non-Beamforming Mode

802.11ax HEW40_Nss1,(MCS0)_2TX

5310MHz_TX

06/07/2020

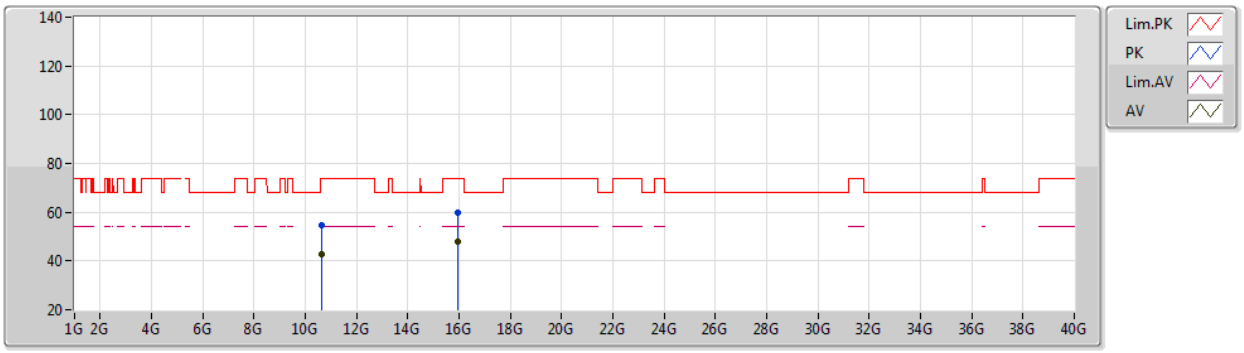

EUT X_2TX
Setting 67
03-A-J-7

Type	Freq	Level	Limit	Margin	Raw	Dist	Condition	Azimuth	Height	Comment	AF	CL	PA
	(Hz)	(dBuV/m)	(dBuV/m)	(dB)	(dBuV)	(m)		(°)	(m)		(dB)	(dB)	(dB)
PK	10.61948G	54.87	74.00	-19.13	40.88	3	Vertical	237	2.81	-	38.36	10.39	34.76
AV	10.61516G	42.82	54.00	-11.18	28.83	3	Vertical	237	2.81	-	38.36	10.39	34.76
PK	15.9267G	60.00	74.00	-14.00	45.34	3	Vertical	7	1.59	-	37.72	12.17	35.23
AV	15.93432G	47.86	54.00	-6.14	33.22	3	Vertical	7	1.59	-	37.70	12.18	35.24

For EUT 1 / Radio 3_Non-Beamforming Mode

802.11ax HEW40_Nss1,(MCS0)_2TX

5310MHz_TX

06/07/2020

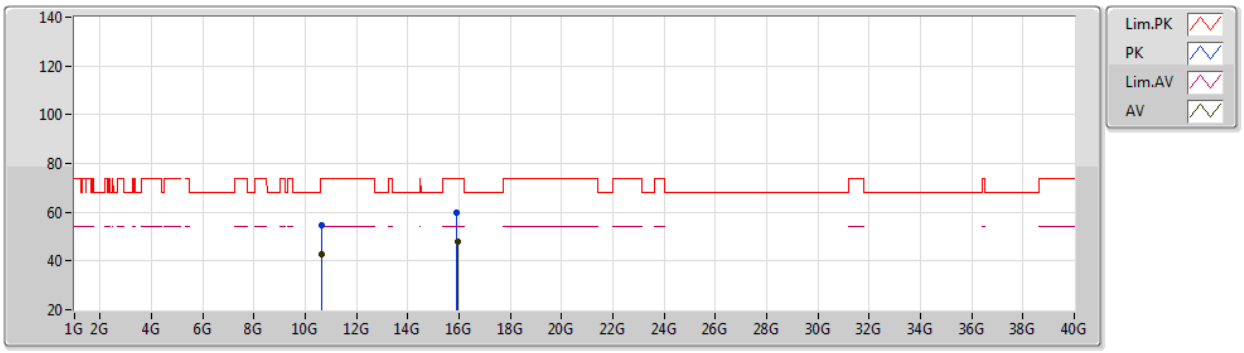

EUT X_2TX
Setting 67
03-A-J-7

Type	Freq	Level	Limit	Margin	Raw	Dist	Condition	Azimuth	Height	Comment	AF	CL	PA
	(Hz)	(dBuV/m)	(dBuV/m)	(dB)	(dBuV)	(m)		(°)	(m)		(dB)	(dB)	(dB)
PK	10.62064G	54.64	74.00	-19.36	40.65	3	Horizontal	339	1.82	-	38.36	10.39	34.76
AV	10.62498G	42.64	54.00	-11.36	28.65	3	Horizontal	339	1.82	-	38.36	10.39	34.76
PK	15.9065G	59.90	74.00	-14.10	45.17	3	Horizontal	151	2.72	-	37.78	12.16	35.21
AV	15.9356G	47.90	54.00	-6.10	33.27	3	Horizontal	151	2.72	-	37.69	12.18	35.24

For EUT 1 / Radio 3_Non-Beamforming Mode

802.11ax HEW40_Nss1,(MCS0)_2TX

5510MHz_TX

06/07/2020

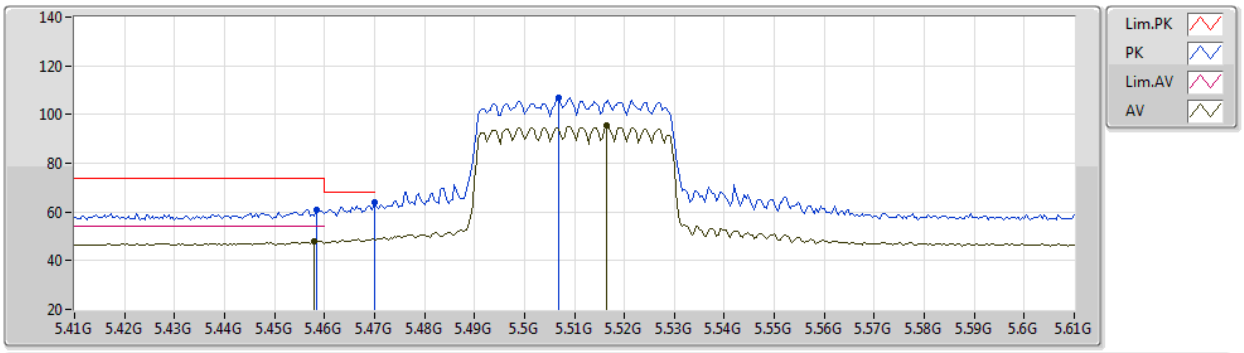

EUT X_2TX
Setting 68
03-A-K-4-10

Type	Freq	Level	Limit	Margin	Raw	Dist	Condition	Azimuth	Height	Comment	AF	CL	PA
	(Hz)	(dBuV/m)	(dBuV/m)	(dB)	(dBuV)	(m)		(°)	(m)		(dB)	(dB)	(dB)
PK	5.4584G	61.12	74.00	-12.88	55.66	3	Vertical	356	2.65	-	34.36	6.09	34.99
AV	5.458G	47.80	54.00	-6.20	42.34	3	Vertical	356	2.65	-	34.36	6.09	34.99
PK	5.47G	63.86	68.20	-4.34	58.36	3	Vertical	356	2.65	-	34.37	6.11	34.98
PK	5.5068G	106.86	Inf	-Inf	101.25	3	Vertical	356	2.65	-	34.39	6.17	34.95
AV	5.5164G	95.28	Inf	-Inf	89.67	3	Vertical	356	2.65	-	34.38	6.18	34.95

For EUT 1 / Radio 3_Non-Beamforming Mode

802.11ax HEW40_Nss1,(MCS0)_2TX

5510MHz_TX

06/07/2020

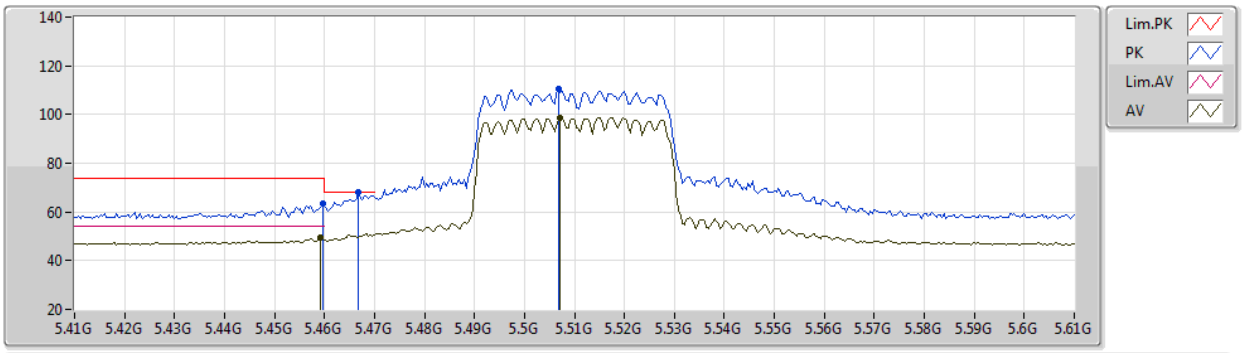

EUT X_2TX
Setting 68
03-A-K-4-10

Type	Freq	Level	Limit	Margin	Raw	Dist	Condition	Azimuth	Height	Comment	AF	CL	PA
	(Hz)	(dBuV/m)	(dBuV/m)	(dB)	(dBuV)	(m)		(°)	(m)		(dB)	(dB)	(dB)
PK	5.4596G	63.54	74.00	-10.46	58.07	3	Horizontal	49	1.05	-	34.36	6.10	34.99
AV	5.4592G	49.25	54.00	-4.75	43.79	3	Horizontal	49	1.05	-	34.36	6.09	34.99
PK	5.4668G	67.93	68.20	-0.27	62.43	3	Horizontal	49	1.05	-	34.37	6.11	34.98
PK	5.5068G	110.36	Inf	-Inf	104.75	3	Horizontal	49	1.05	-	34.39	6.17	34.95
AV	5.5072G	98.83	Inf	-Inf	93.22	3	Horizontal	49	1.05	-	34.39	6.17	34.95

For EUT 1 / Radio 3_Non-Beamforming Mode

802.11ax HEW40_Nss1,(MCS0)_2TX

5510MHz_TX

06/07/2020

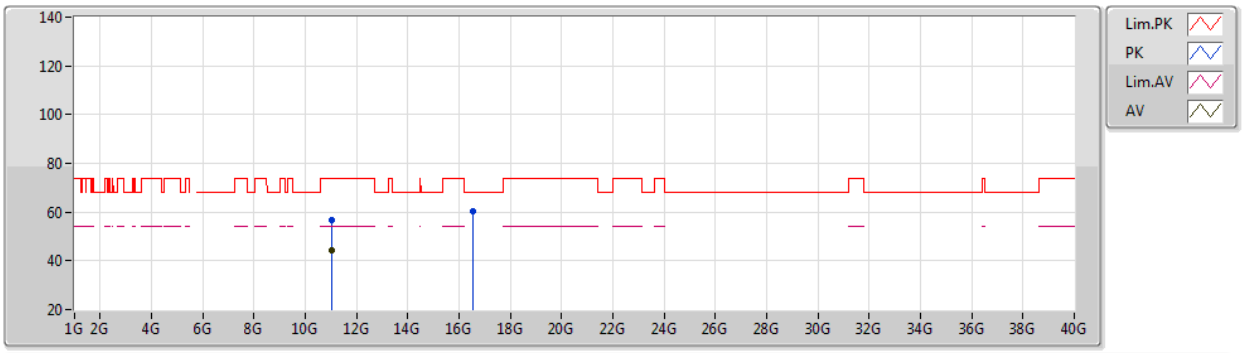

EUT X_2TX
Setting 68
03-A-K-4

Type	Freq	Level	Limit	Margin	Raw	Dist	Condition	Azimuth	Height	Comment	AF	CL	PA
	(Hz)	(dBuV/m)	(dBuV/m)	(dB)	(dBuV)	(m)		(°)	(m)		(dB)	(dB)	(dB)
PK	11.0344G	56.56	74.00	-17.44	41.98	3	Vertical	122	1.80	-	38.42	10.65	34.49
AV	11.03548G	44.18	54.00	-9.82	29.60	3	Vertical	122	1.80	-	38.42	10.65	34.49
PK	16.51992G	60.45	68.20	-7.75	44.42	3	Vertical	280	1.30	-	38.75	12.23	34.95

For EUT 1 / Radio 3_Non-Beamforming Mode

802.11ax HEW40_Nss1,(MCS0)_2TX

5510MHz_TX

06/07/2020

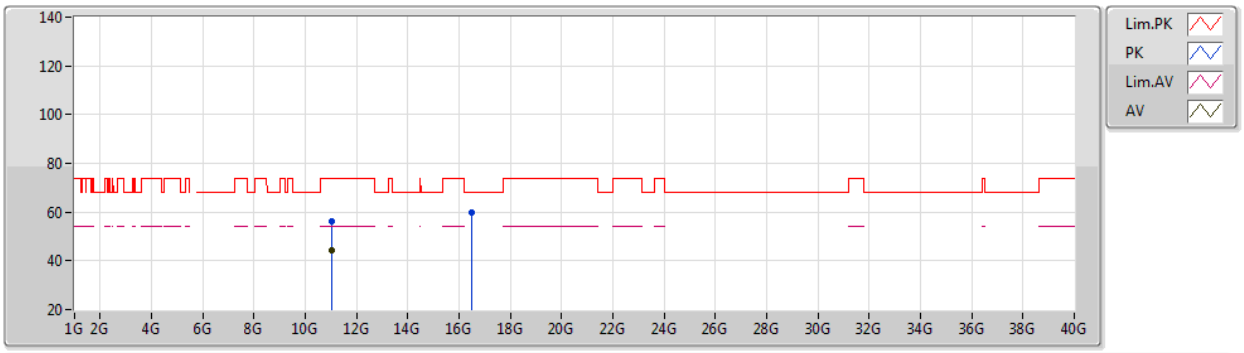

EUT X_2TX
Setting 68
03-A-K-4

Type	Freq	Level	Limit	Margin	Raw	Dist	Condition	Azimuth	Height	Comment	AF	CL	PA
	(Hz)	(dBuV/m)	(dBuV/m)	(dB)	(dBuV)	(m)		(°)	(m)		(dB)	(dB)	(dB)
PK	11.02744G	56.10	74.00	-17.90	41.52	3	Horizontal	280	1.14	-	38.42	10.65	34.49
AV	11.04004G	44.19	54.00	-9.81	29.60	3	Horizontal	280	1.14	-	38.43	10.65	34.49
PK	16.506G	59.87	68.20	-8.33	43.89	3	Horizontal	76	1.76	-	38.71	12.23	34.96

For EUT 1 / Radio 3_Non-Beamforming Mode

802.11ax HEW40_Nss1,(MCS0)_2TX

5550MHz_TX

06/07/2020

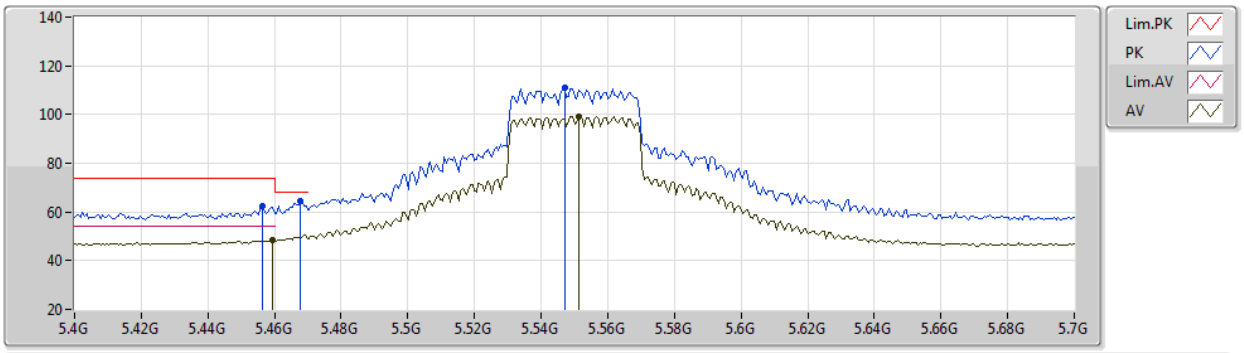

EUT X_2TX
Setting 88
03-A-K-4-10

Type	Freq	Level	Limit	Margin	Raw	Dist	Condition	Azimuth	Height	Comment	AF	CL	PA
	(Hz)	(dBuV/m)	(dBuV/m)	(dB)	(dBuV)	(m)		(°)	(m)		(dB)	(dB)	(dB)
PK	5.4564G	62.37	74.00	-11.63	56.91	3	Vertical	354	2.77	-	34.36	6.09	34.99
AV	5.4594G	48.26	54.00	-5.74	42.79	3	Vertical	354	2.77	-	34.36	6.10	34.99
PK	5.4678G	64.28	68.20	-3.92	58.78	3	Vertical	354	2.77	-	34.37	6.11	34.98
PK	5.547G	111.07	Inf	-Inf	105.44	3	Vertical	354	2.77	-	34.35	6.23	34.95
AV	5.5512G	99.37	Inf	-Inf	93.73	3	Vertical	354	2.77	-	34.35	6.23	34.94

For EUT 1 / Radio 3_Non-Beamforming Mode

802.11ax HEW40_Nss1,(MCS0)_2TX

5550MHz_TX

06/07/2020

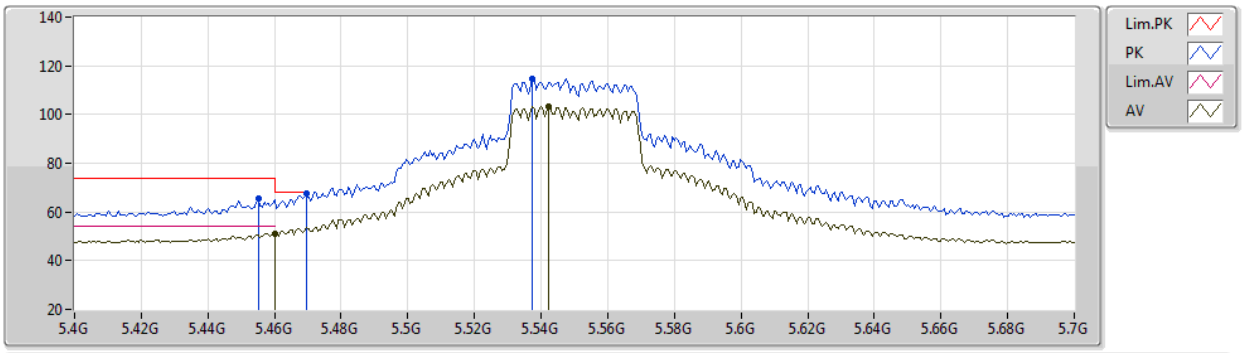

EUT X_2TX
Setting 88
03-A-K-4-10

Type	Freq	Level	Limit	Margin	Raw	Dist	Condition	Azimuth	Height	Comment	AF	CL	PA
	(Hz)	(dBuV/m)	(dBuV/m)	(dB)	(dBuV)	(m)		(°)	(m)		(dB)	(dB)	(dB)
PK	5.4552G	65.58	74.00	-8.42	60.12	3	Horizontal	55	1.92	-	34.36	6.09	34.99
AV	5.46G	51.14	54.00	-2.86	45.67	3	Horizontal	55	1.92	-	34.36	6.10	34.99
PK	5.4696G	67.82	68.20	-0.38	62.32	3	Horizontal	55	1.92	-	34.37	6.11	34.98
PK	5.5374G	114.87	Inf	-Inf	109.25	3	Horizontal	55	1.92	-	34.36	6.21	34.95
AV	5.5422G	103.22	Inf	-Inf	97.59	3	Horizontal	55	1.92	-	34.36	6.22	34.95

For EUT 1 / Radio 3_Non-Beamforming Mode

802.11ax HEW40_Nss1,(MCS0)_2TX

5550MHz_TX

06/07/2020

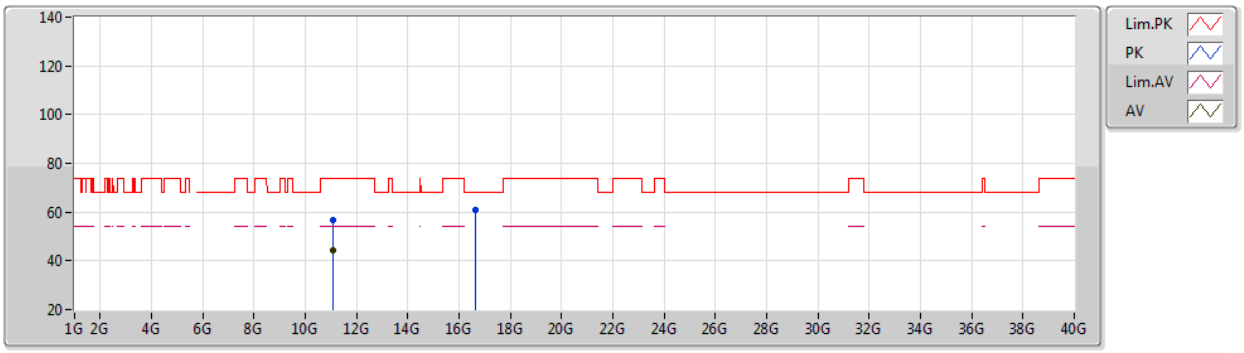

EUT X_2TX
Setting 88
03-A-K-4

Type	Freq	Level	Limit	Margin	Raw	Dist	Condition	Azimuth	Height	Comment	AF	CL	PA
	(Hz)	(dBuV/m)	(dBuV/m)	(dB)	(dBuV)	(m)		(°)	(m)		(dB)	(dB)	(dB)
PK	11.08776G	56.79	74.00	-17.21	42.16	3	Vertical	150	1.80	-	38.46	10.68	34.51
AV	11.07792G	44.40	54.00	-9.60	29.78	3	Vertical	150	1.80	-	38.45	10.67	34.50
PK	16.63368G	61.03	68.20	-7.17	44.64	3	Vertical	0	2.88	-	39.02	12.23	34.86

For EUT 1 / Radio 3_Non-Beamforming Mode

802.11ax HEW40_Nss1,(MCS0)_2TX

5550MHz_TX

06/07/2020

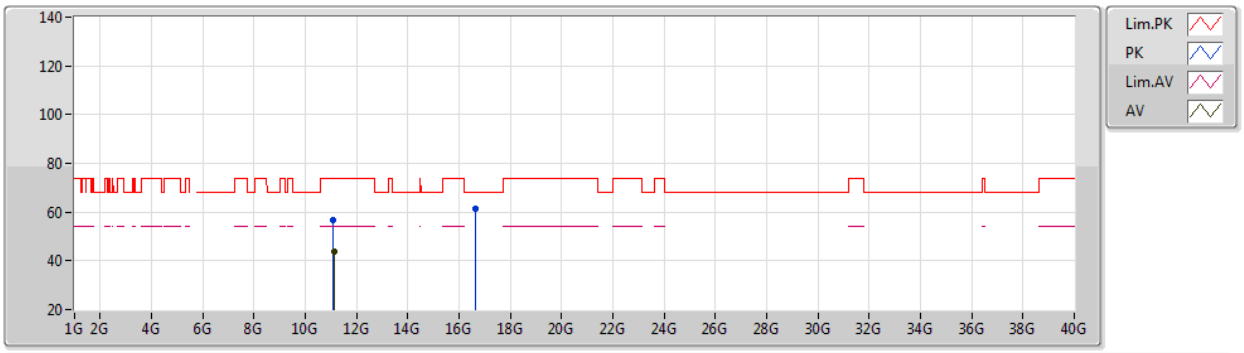

EUT X_2TX
Setting 88
03-A-K-4

Type	Freq	Level	Limit	Margin	Raw	Dist	Condition	Azimuth	Height	Comment	AF	CL	PA
	(Hz)	(dBuV/m)	(dBuV/m)	(dB)	(dBuV)	(m)		(°)	(m)		(dB)	(dB)	(dB)
PK	11.07852G	56.84	74.00	-17.16	42.22	3	Horizontal	93	3.00	-	38.45	10.67	34.50
AV	11.12964G	43.81	54.00	-10.19	29.14	3	Horizontal	93	3.00	-	38.49	10.70	34.52
PK	16.62948G	61.47	68.20	-6.73	45.10	3	Horizontal	306	1.80	-	39.01	12.23	34.87

For EUT 1 / Radio 3_Non-Beamforming Mode

802.11ax HEW40_Nss1,(MCS0)_2TX

5670MHz_TX

06/07/2020

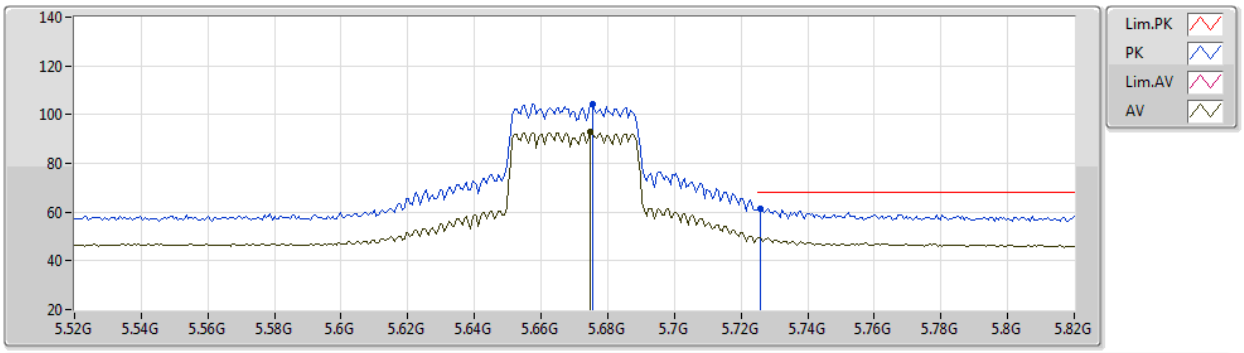

EUT X_2TX
Setting 77
03-A-K-4-10

Type	Freq	Level	Limit	Margin	Raw	Dist	Condition	Azimuth	Height	Comment	AF	CL	PA
	(Hz)	(dBuV/m)	(dBuV/m)	(dB)	(dBuV)	(m)		(°)	(m)		(dB)	(dB)	(dB)
PK	5.6754G	104.43	Inf	-Inf	98.85	3	Vertical	300	2.70	-	34.22	6.30	34.94
AV	5.6748G	92.95	Inf	-Inf	87.36	3	Vertical	300	2.70	-	34.23	6.30	34.94
PK	5.7258G	61.48	68.20	-6.72	55.92	3	Vertical	300	2.70	-	34.20	6.30	34.94

For EUT 1 / Radio 3_Non-Beamforming Mode

802.11ax HEW40_Nss1,(MCS0)_2TX

5670MHz_TX

06/07/2020

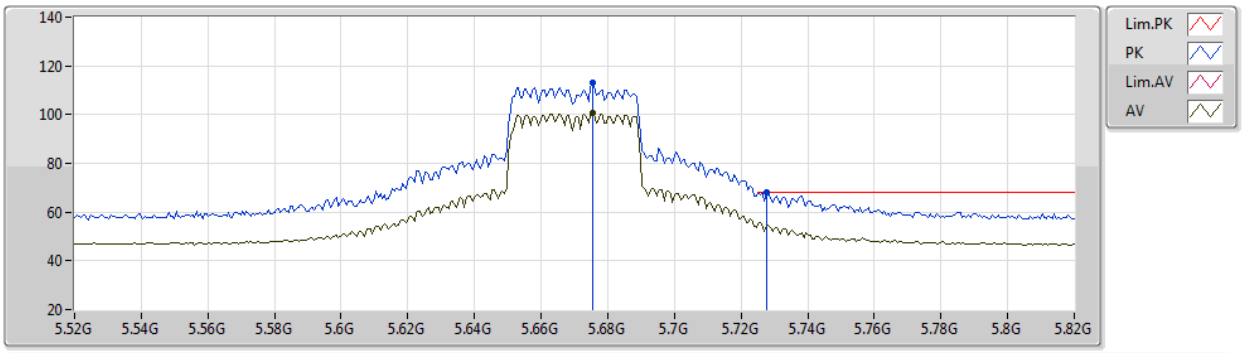

EUT X_2TX
Setting 77
03-A-K-4-10

Type	Freq	Level	Limit	Margin	Raw	Dist	Condition	Azimuth	Height	Comment	AF	CL	PA
	(Hz)	(dBuV/m)	(dBuV/m)	(dB)	(dBuV)	(m)		(°)	(m)		(dB)	(dB)	(dB)
PK	5.6754G	113.04	Inf	-Inf	107.46	3	Horizontal	55	2.11	-	34.22	6.30	34.94
AV	5.6754G	100.59	Inf	-Inf	95.01	3	Horizontal	55	2.11	-	34.22	6.30	34.94
PK	5.7276G	68.06	68.20	-0.14	62.50	3	Horizontal	55	2.11	-	34.20	6.30	34.94

For EUT 1 / Radio 3_Non-Beamforming Mode

802.11ax HEW40_Nss1,(MCS0)_2TX

5670MHz_TX

06/07/2020

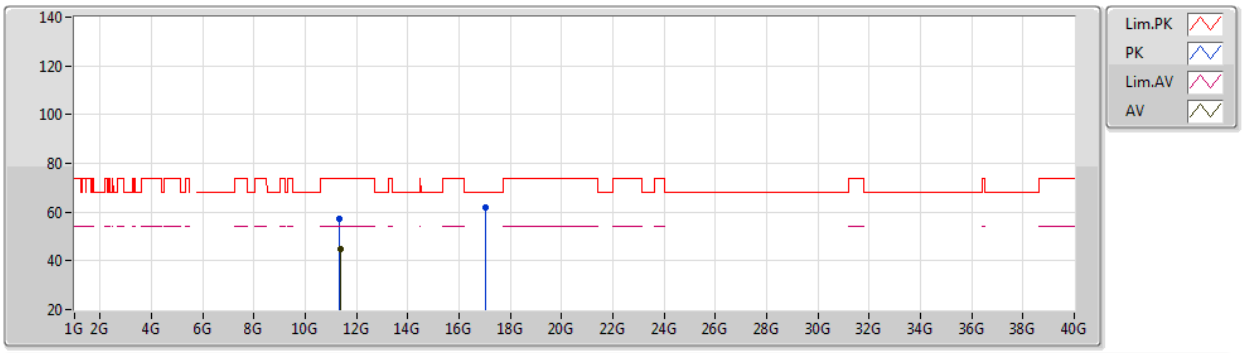

EUT X_2TX
Setting 77
03-A-K-4

Type	Freq	Level	Limit	Margin	Raw	Dist	Condition	Azimuth	Height	Comment	AF	CL	PA
	(Hz)	(dBuV/m)	(dBuV/m)	(dB)	(dBuV)	(m)		(°)	(m)		(dB)	(dB)	(dB)
PK	11.33748G	56.99	74.00	-17.01	42.11	3	Vertical	360	1.80	-	38.64	10.82	34.58
AV	11.36052G	44.92	54.00	-9.08	30.01	3	Vertical	360	1.80	-	38.65	10.84	34.58
PK	17.01576G	62.14	68.20	-6.06	44.51	3	Vertical	4	1.80	-	39.98	12.25	34.60

For EUT 1 / Radio 3_Non-Beamforming Mode

802.11ax HEW40_Nss1,(MCS0)_2TX

5670MHz_TX

06/07/2020

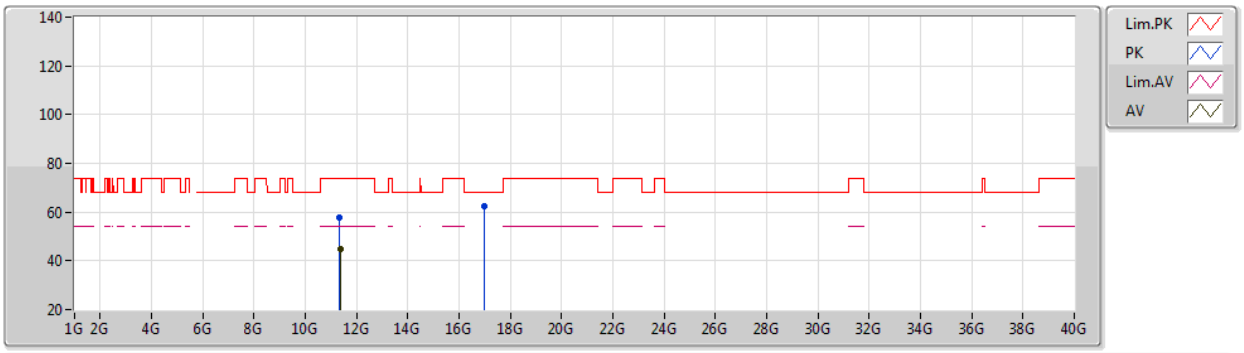

EUT X_2TX
Setting 77
03-A-K-4

Type	Freq	Level	Limit	Margin	Raw	Dist	Condition	Azimuth	Height	Comment	AF	CL	PA
	(Hz)	(dBuV/m)	(dBuV/m)	(dB)	(dBuV)	(m)		(°)	(m)		(dB)	(dB)	(dB)
PK	11.33568G	57.74	74.00	-16.26	42.87	3	Horizontal	68	1.80	-	38.63	10.82	34.58
AV	11.36844G	44.87	54.00	-9.13	29.96	3	Horizontal	68	1.80	-	38.66	10.84	34.59
PK	16.9884G	62.45	68.20	-5.75	44.94	3	Horizontal	360	1.80	-	39.87	12.25	34.61

For EUT 1 / Radio 3_Non-Beamforming Mode

802.11ax HEW40_Nss1,(MCS0)_2TX

5710MHz Straddle 5.47-5.725GHz_TX

06/07/2020

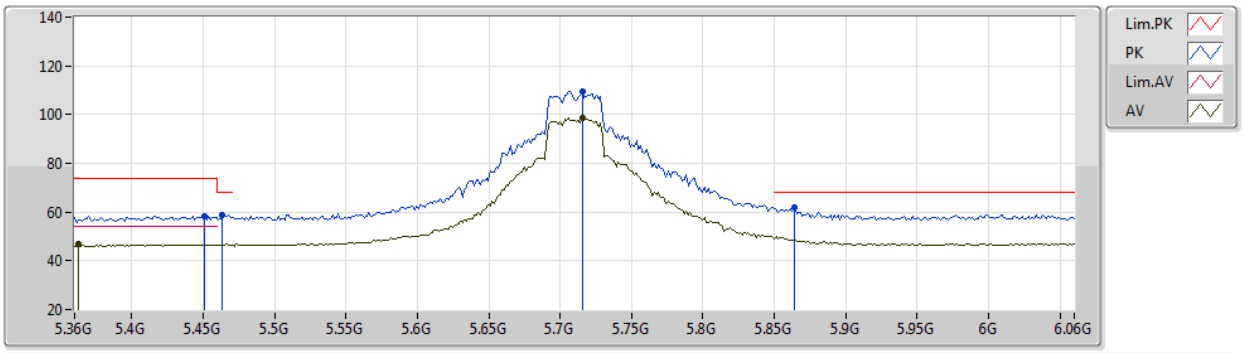

EUT X_2TX
Setting 107
03-A-E-2-10

Type	Freq	Level	Limit	Margin	Raw	Dist	Condition	Azimuth	Height	Comment	AF	CL	PA
	(Hz)	(dBuV/m)	(dBuV/m)	(dB)	(dBuV)	(m)		(°)	(m)		(dB)	(dB)	(dB)
PK	5.451G	58.44	74.00	-15.56	53.00	3	Vertical	305	2.80	-	34.35	6.08	34.99
AV	5.3628G	46.70	54.00	-7.30	41.50	3	Vertical	305	2.80	-	34.26	6.02	35.08
PK	5.4636G	58.75	68.20	-9.45	53.27	3	Vertical	305	2.80	-	34.36	6.10	34.98
PK	5.7156G	109.67	Inf	-Inf	104.11	3	Vertical	305	2.80	-	34.20	6.30	34.94
AV	5.7156G	98.45	Inf	-Inf	92.89	3	Vertical	305	2.80	-	34.20	6.30	34.94
PK	5.864G	61.67	68.20	-6.53	55.94	3	Vertical	305	2.80	-	34.33	6.33	34.93

For EUT 1 / Radio 3_Non-Beamforming Mode

802.11ax HEW40_Nss1,(MCS0)_2TX

5710MHz Straddle 5.47-5.725GHz_TX

06/07/2020

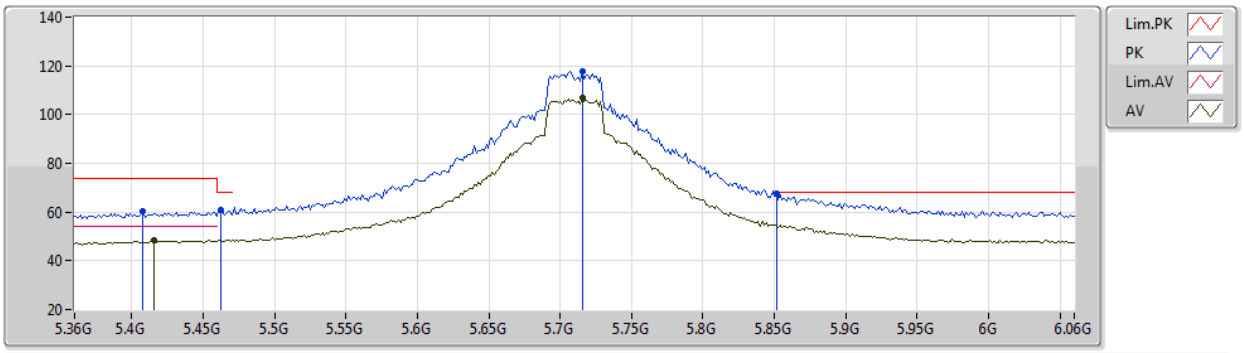

EUT X_2TX
Setting 107
03-A-E-2-10

Type	Freq	Level	Limit	Margin	Raw	Dist	Condition	Azimuth	Height	Comment	AF	CL	PA
	(Hz)	(dBuV/m)	(dBuV/m)	(dB)	(dBuV)	(m)		(°)	(m)		(dB)	(dB)	(dB)
PK	5.4076G	60.09	74.00	-13.91	54.80	3	Horizontal	56	2.05	-	34.31	6.01	35.03
AV	5.416G	48.60	54.00	-5.40	43.28	3	Horizontal	56	2.05	-	34.32	6.03	35.03
PK	5.4622G	61.01	68.20	-7.19	55.53	3	Horizontal	56	2.05	-	34.36	6.10	34.98
PK	5.7156G	117.61	Inf	-Inf	112.05	3	Horizontal	56	2.05	-	34.20	6.30	34.94
AV	5.7156G	106.65	Inf	-Inf	101.09	3	Horizontal	56	2.05	-	34.20	6.30	34.94
PK	5.8514G	67.39	68.20	-0.81	61.69	3	Horizontal	56	2.05	-	34.30	6.33	34.93

For EUT 1 / Radio 3_Non-Beamforming Mode

802.11ax HEW40_Nss1,(MCS0)_2TX

5710MHz Straddle 5.47-5.725GHz_TX

06/07/2020

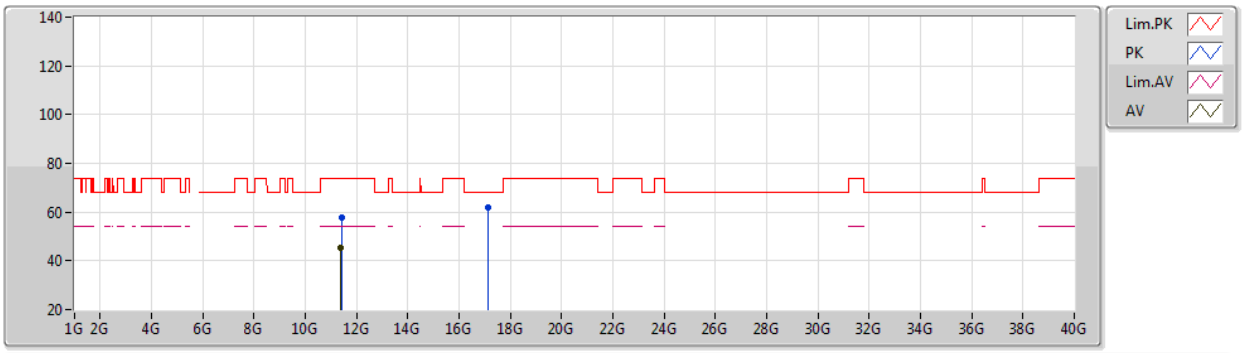

EUT X_2TX
Setting 107
03-A-E-2

Type	Freq	Level	Limit	Margin	Raw	Dist	Condition	Azimuth	Height	Comment	AF	CL	PA
	(Hz)	(dBuV/m)	(dBuV/m)	(dB)	(dBuV)	(m)		(°)	(m)		(dB)	(dB)	(dB)
PK	11.43092G	57.71	74.00	-16.29	42.73	3	Vertical	101	1.81	-	38.70	10.88	34.60
AV	11.39492G	45.09	54.00	-8.91	30.14	3	Vertical	101	1.81	-	38.68	10.86	34.59
PK	17.13948G	62.08	68.20	-6.12	43.79	3	Vertical	19	1.80	-	40.63	12.26	34.60

For EUT 1 / Radio 3_Non-Beamforming Mode

802.11ax HEW40_Nss1,(MCS0)_2TX

5710MHz Straddle 5.47-5.725GHz_TX

06/07/2020

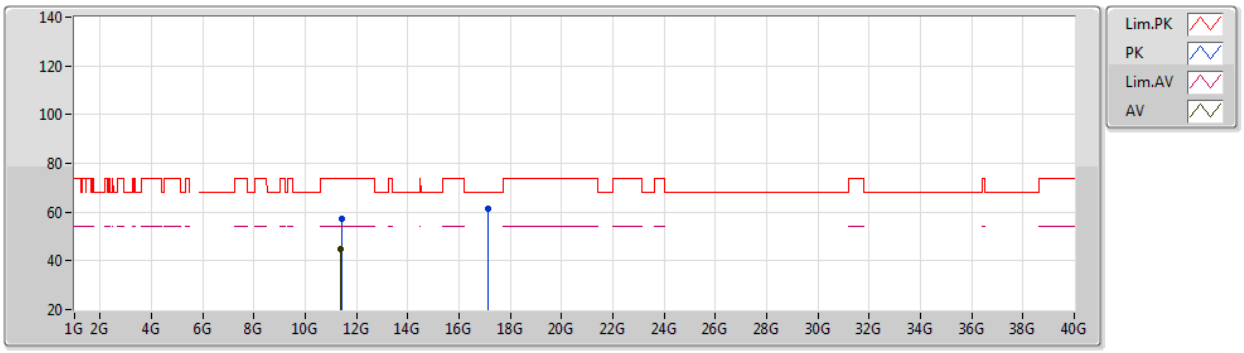

EUT X_2TX
Setting 107
03-A-E-2

Type	Freq	Level	Limit	Margin	Raw	Dist	Condition	Azimuth	Height	Comment	AF	CL	PA
	(Hz)	(dBuV/m)	(dBuV/m)	(dB)	(dBuV)	(m)		(°)	(m)		(dB)	(dB)	(dB)
PK	11.43512G	57.38	74.00	-16.62	42.41	3	Horizontal	217	3.00	-	38.70	10.88	34.61
AV	11.4014G	45.08	54.00	-8.92	30.14	3	Horizontal	217	3.00	-	38.68	10.86	34.60
PK	17.1336G	61.61	68.20	-6.59	43.36	3	Horizontal	358	1.80	-	40.59	12.26	34.60

For EUT 1 / Radio 3_Non-Beamforming Mode

802.11ax HEW80_Nss1,(MCS0)_2TX

5290MHz_TX

06/07/2020

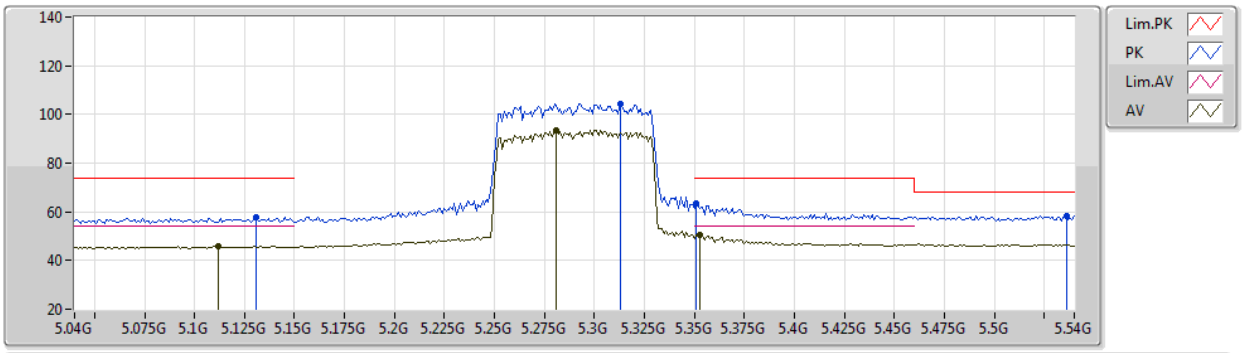

EUT X_2TX
Setting 66
03-A-E-2-10

Type	Freq	Level	Limit	Margin	Raw	Dist	Condition	Azimuth	Height	Comment	AF	CL	PA
	(Hz)	(dBuV/m)	(dBuV/m)	(dB)	(dBuV)	(m)		(°)	(m)		(dB)	(dB)	(dB)
PK	5.131G	57.71	74.00	-16.29	53.16	3	Vertical	17	3.00	-	33.90	6.00	35.35
AV	5.112G	45.85	54.00	-8.15	41.34	3	Vertical	17	3.00	-	33.90	5.98	35.37
PK	5.313G	104.44	Inf	-Inf	99.33	3	Vertical	17	3.00	-	34.21	6.04	35.14
AV	5.281G	93.42	Inf	-Inf	88.39	3	Vertical	17	3.00	-	34.14	6.06	35.17
PK	5.351G	63.38	74.00	-10.62	58.20	3	Vertical	17	3.00	-	34.25	6.02	35.09
AV	5.353G	50.59	54.00	-3.41	45.41	3	Vertical	17	3.00	-	34.25	6.02	35.09
PK	5.536G	58.43	68.20	-9.77	52.81	3	Vertical	17	3.00	-	34.36	6.21	34.95

For EUT 1 / Radio 3_Non-Beamforming Mode

802.11ax HEW80_Nss1,(MCS0)_2TX

5290MHz_TX

06/07/2020

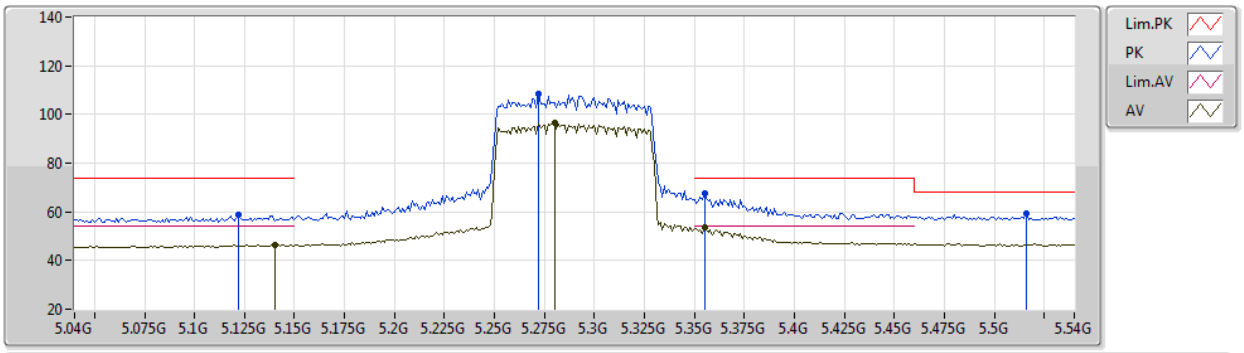

EUT X_2TX
Setting 66
03-A-E-2-10

Type	Freq	Level	Limit	Margin	Raw	Dist	Condition	Azimuth	Height	Comment	AF	CL	PA
	(Hz)	(dBuV/m)	(dBuV/m)	(dB)	(dBuV)	(m)		(°)	(m)		(dB)	(dB)	(dB)
PK	5.122G	58.81	74.00	-15.19	54.28	3	Horizontal	45	2.20	-	33.90	5.99	35.36
AV	5.14G	46.52	54.00	-7.48	41.94	3	Horizontal	45	2.20	-	33.90	6.02	35.34
PK	5.272G	108.33	Inf	-Inf	103.33	3	Horizontal	45	2.20	-	34.12	6.06	35.18
AV	5.28G	96.64	Inf	-Inf	91.61	3	Horizontal	45	2.20	-	34.14	6.06	35.17
PK	5.355G	67.50	74.00	-6.50	62.31	3	Horizontal	45	2.20	-	34.26	6.02	35.09
AV	5.355G	53.76	54.00	-0.24	48.57	3	Horizontal	45	2.20	-	34.26	6.02	35.09
PK	5.516G	59.14	68.20	-9.06	53.53	3	Horizontal	45	2.20	-	34.38	6.18	34.95

For EUT 1 / Radio 3_Non-Beamforming Mode

802.11ax HEW80_Nss1,(MCS0)_2TX

5290MHz_TX

06/07/2020

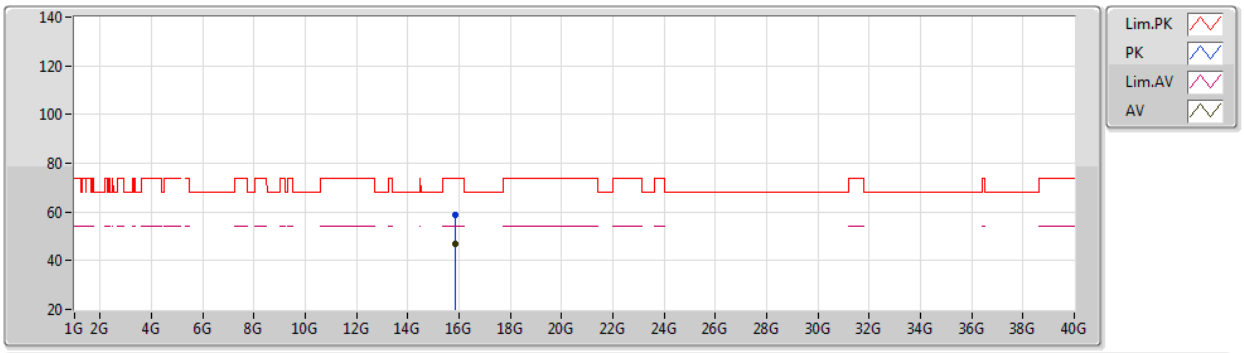

EUT X_2TX
Setting 66
03-A-E-2

Type	Freq	Level	Limit	Margin	Raw	Dist	Condition	Azimuth	Height	Comment	AF	CL	PA
	(Hz)	(dBuV/m)	(dBuV/m)	(dB)	(dBuV)	(m)		(°)	(m)		(dB)	(dB)	(dB)
PK	15.85812G	58.74	74.00	-15.26	43.81	3	Vertical	167	1.80	-	37.93	12.15	35.15
AV	15.8724G	46.73	54.00	-7.27	31.87	3	Vertical	167	1.80	-	37.88	12.15	35.17

For EUT 1 / Radio 3_Non-Beamforming Mode

802.11ax HEW80_Nss1,(MCS0)_2TX

5290MHz_TX

06/07/2020

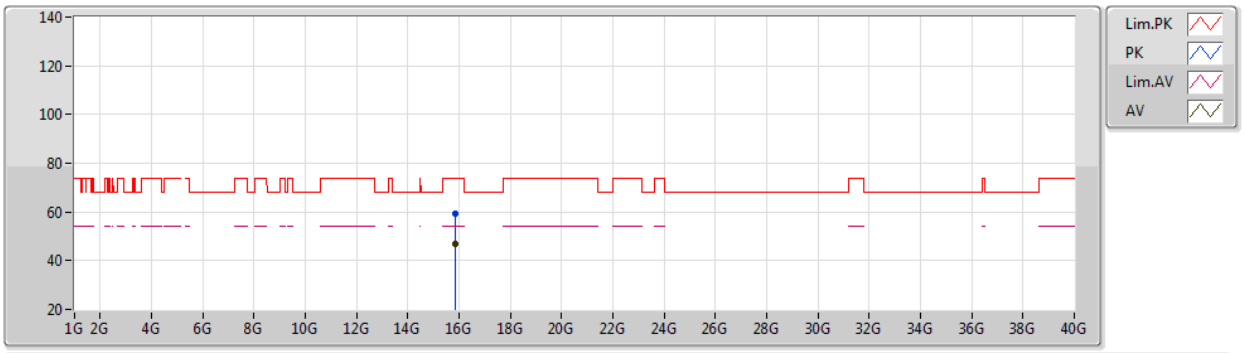

EUT X_2TX
Setting 66
03-A-E-2

Type	Freq	Level	Limit	Margin	Raw	Dist	Condition	Azimuth	Height	Comment	AF	CL	PA
	(Hz)	(dBuV/m)	(dBuV/m)	(dB)	(dBuV)	(m)		(°)	(m)		(dB)	(dB)	(dB)
PK	15.86376G	59.21	74.00	-14.79	44.31	3	Horizontal	345	1.80	-	37.91	12.15	35.16
AV	15.85818G	46.88	54.00	-7.12	31.95	3	Horizontal	345	1.80	-	37.93	12.15	35.15

For EUT 1 / Radio 3_Non-Beamforming Mode

802.11ax HEW80_Nss1,(MCS0)_2TX

5530MHz_TX

06/07/2020

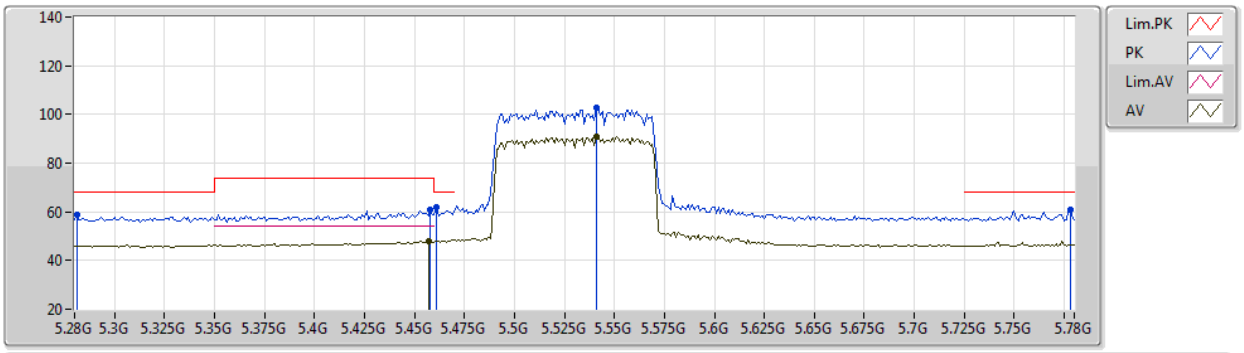

EUT X_2TX
Setting 68
03-A-E-2-10

Type	Freq	Level	Limit	Margin	Raw	Dist	Condition	Azimuth	Height	Comment	AF	CL	PA
	(Hz)	(dBuV/m)	(dBuV/m)	(dB)	(dBuV)	(m)		(°)	(m)		(dB)	(dB)	(dB)
PK	5.281G	58.66	68.20	-9.54	53.63	3	Vertical	353	2.64	-	34.14	6.06	35.17
PK	5.458G	61.04	74.00	-12.96	55.58	3	Vertical	353	2.64	-	34.36	6.09	34.99
AV	5.457G	48.08	54.00	-5.92	42.62	3	Vertical	353	2.64	-	34.36	6.09	34.99
PK	5.461G	61.90	68.20	-6.30	56.43	3	Vertical	353	2.64	-	34.36	6.10	34.99
PK	5.541G	102.54	Inf	-Inf	96.91	3	Vertical	353	2.64	-	34.36	6.22	34.95
AV	5.541G	90.76	Inf	-Inf	85.13	3	Vertical	353	2.64	-	34.36	6.22	34.95
PK	5.778G	61.01	68.20	-7.19	55.44	3	Vertical	353	2.64	-	34.20	6.30	34.93

For EUT 1 / Radio 3_Non-Beamforming Mode

802.11ax HEW80_Nss1,(MCS0)_2TX

5530MHz_TX

06/07/2020

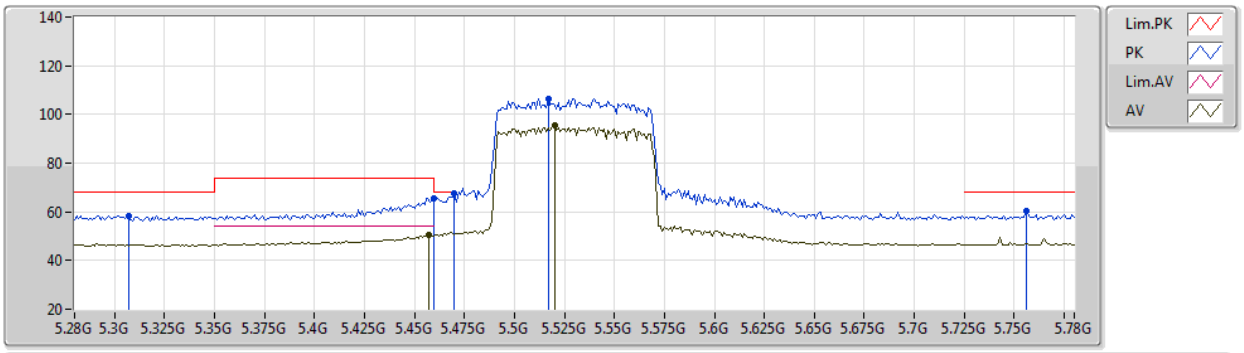

EUT X_2TX
Setting 68
03-A-E-2-10

Type	Freq	Level	Limit	Margin	Raw	Dist	Condition	Azimuth	Height	Comment	AF	CL	PA
	(Hz)	(dBuV/m)	(dBuV/m)	(dB)	(dBuV)	(m)		(°)	(m)		(dB)	(dB)	(dB)
PK	5.307G	58.46	68.20	-9.74	53.34	3	Horizontal	51	1.93	-	34.21	6.05	35.14
PK	5.46G	65.54	74.00	-8.46	60.07	3	Horizontal	51	1.93	-	34.36	6.10	34.99
AV	5.457G	50.26	54.00	-3.74	44.80	3	Horizontal	51	1.93	-	34.36	6.09	34.99
PK	5.47G	67.84	68.20	-0.36	62.34	3	Horizontal	51	1.93	-	34.37	6.11	34.98
PK	5.517G	106.50	Inf	-Inf	100.89	3	Horizontal	51	1.93	-	34.38	6.18	34.95
AV	5.52G	95.67	Inf	-Inf	90.05	3	Horizontal	51	1.93	-	34.38	6.19	34.95
PK	5.756G	60.45	68.20	-7.75	54.88	3	Horizontal	51	1.93	-	34.20	6.30	34.93

For EUT 1 / Radio 3_Non-Beamforming Mode

802.11ax HEW80_Nss1,(MCS0)_2TX

5530MHz_TX

06/07/2020

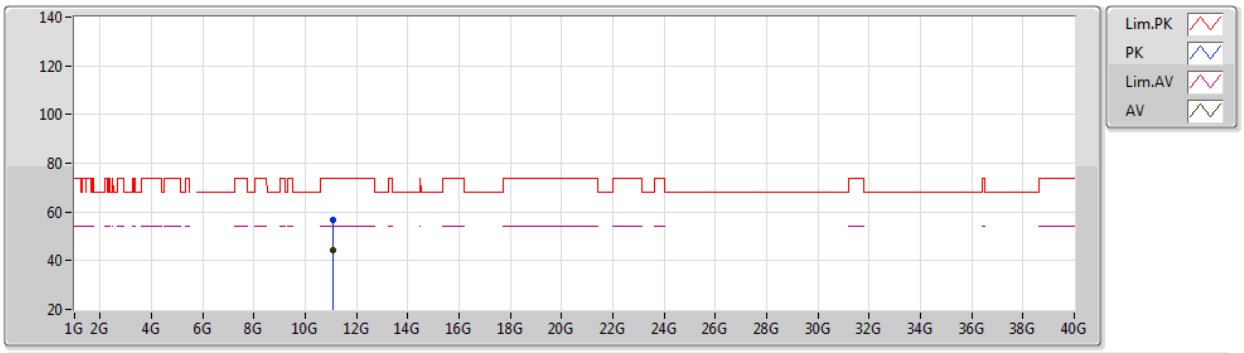

EUT X_2TX
Setting 68
03-A-E-2

Type	Freq	Level	Limit	Margin	Raw	Dist	Condition	Azimuth	Height	Comment	AF	CL	PA
	(Hz)	(dBuV/m)	(dBuV/m)	(dB)	(dBuV)	(m)		(°)	(m)		(dB)	(dB)	(dB)
PK	11.0612G	56.71	74.00	-17.29	42.11	3	Vertical	354	1.80	-	38.44	10.66	34.50
AV	11.07488G	44.30	54.00	-9.70	29.68	3	Vertical	354	1.80	-	38.45	10.67	34.50

For EUT 1 / Radio 3_Non-Beamforming Mode

802.11ax HEW80_Nss1,(MCS0)_2TX

5530MHz_TX

06/07/2020

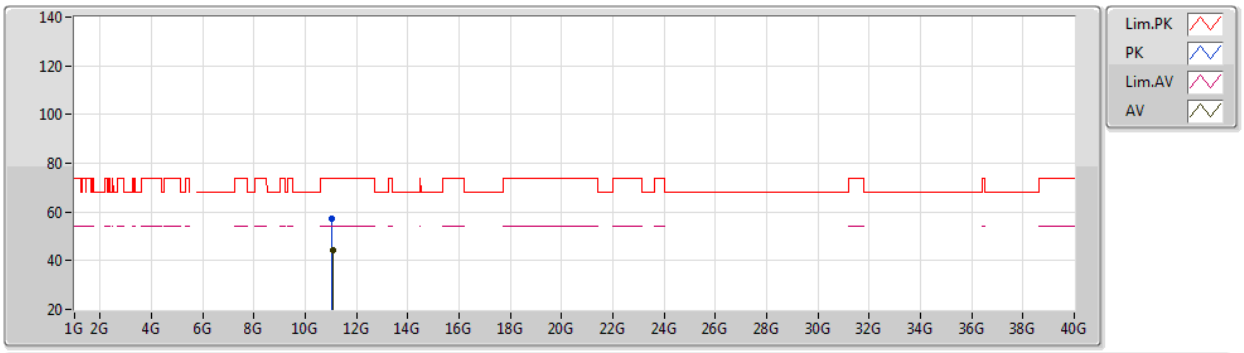

EUT X_2TX
Setting 68
03-A-E-2

Type	Freq	Level	Limit	Margin	Raw	Dist	Condition	Azimuth	Height	Comment	AF	CL	PA
	(Hz)	(dBuV/m)	(dBuV/m)	(dB)	(dBuV)	(m)		(°)	(m)		(dB)	(dB)	(dB)
PK	11.048G	57.01	74.00	-16.99	42.41	3	Horizontal	307	1.79	-	38.43	10.66	34.49
AV	11.08676G	44.23	54.00	-9.77	29.60	3	Horizontal	307	1.79	-	38.46	10.68	34.51

For EUT 1 / Radio 3_Non-Beamforming Mode

802.11ax HEW80_Nss1,(MCS0)_2TX

5610MHz_TX

06/07/2020

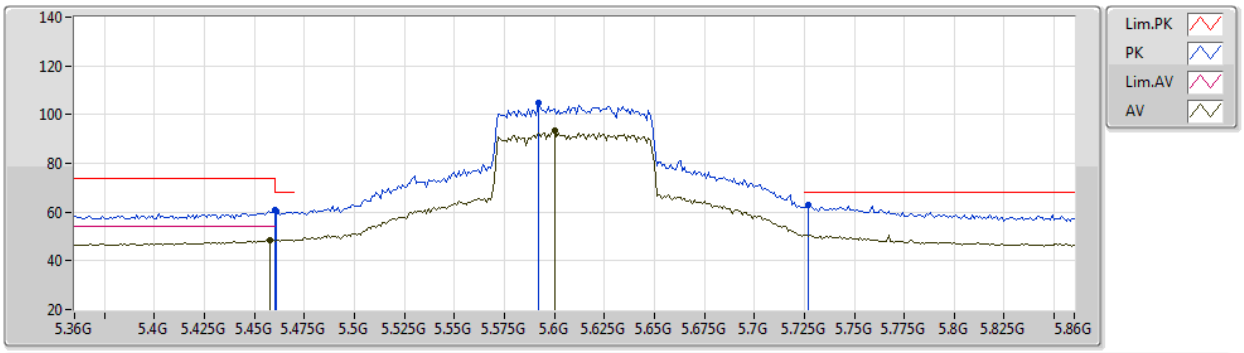

EUT X_2TX
Setting 82
03-A-E-2-10

Type	Freq	Level	Limit	Margin	Raw	Dist	Condition	Azimuth	Height	Comment	AF	CL	PA
	(Hz)	(dBuV/m)	(dBuV/m)	(dB)	(dBuV)	(m)		(°)	(m)		(dB)	(dB)	(dB)
PK	5.46G	60.98	74.00	-13.02	55.51	3	Vertical	65	1.19	-	34.36	6.10	34.99
AV	5.458G	48.51	54.00	-5.49	43.05	3	Vertical	65	1.19	-	34.36	6.09	34.99
PK	5.461G	60.30	68.20	-7.90	54.83	3	Vertical	65	1.19	-	34.36	6.10	34.99
PK	5.592G	104.61	Inf	-Inf	98.95	3	Vertical	65	1.19	-	34.31	6.29	34.94
AV	5.6G	93.30	Inf	-Inf	87.64	3	Vertical	65	1.19	-	34.30	6.30	34.94
PK	5.727G	62.89	68.20	-5.31	57.33	3	Vertical	65	1.19	-	34.20	6.30	34.94

For EUT 1 / Radio 3_Non-Beamforming Mode

802.11ax HEW80_Nss1,(MCS0)_2TX

5610MHz_TX

06/07/2020

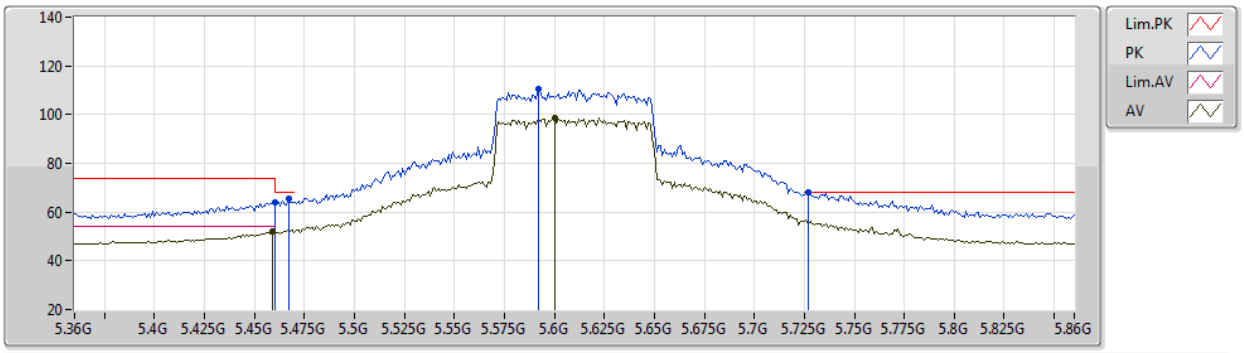

EUT X_2TX
Setting 82
03-A-E-2-10

Type	Freq	Level	Limit	Margin	Raw	Dist	Condition	Azimuth	Height	Comment	AF	CL	PA
	(Hz)	(dBuV/m)	(dBuV/m)	(dB)	(dBuV)	(m)		(°)	(m)		(dB)	(dB)	(dB)
PK	5.46G	63.79	74.00	-10.21	58.32	3	Horizontal	50	1.98	-	34.36	6.10	34.99
AV	5.459G	52.00	54.00	-2.00	46.54	3	Horizontal	50	1.98	-	34.36	6.09	34.99
PK	5.467G	65.33	68.20	-2.87	59.83	3	Horizontal	50	1.98	-	34.37	6.11	34.98
PK	5.592G	110.39	Inf	-Inf	104.73	3	Horizontal	50	1.98	-	34.31	6.29	34.94
AV	5.6G	98.68	Inf	-Inf	93.02	3	Horizontal	50	1.98	-	34.30	6.30	34.94
PK	5.727G	67.90	68.20	-0.30	62.34	3	Horizontal	50	1.98	-	34.20	6.30	34.94

For EUT 1 / Radio 3_Non-Beamforming Mode

802.11ax HEW80_Nss1,(MCS0)_2TX

5610MHz_TX

06/07/2020

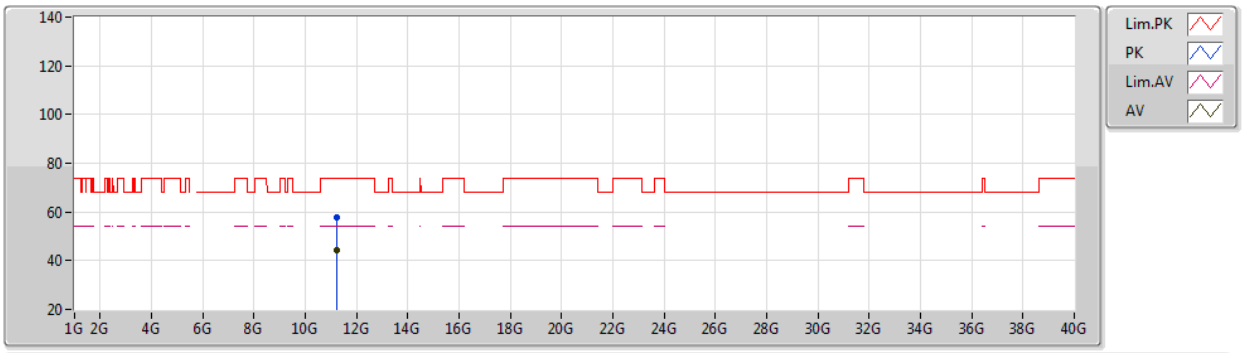

EUT X_2TX
Setting 82
03-A-E-2

Type	Freq	Level	Limit	Margin	Raw	Dist	Condition	Azimuth	Height	Comment	AF	CL	PA
	(Hz)	(dBuV/m)	(dBuV/m)	(dB)	(dBuV)	(m)		(°)	(m)		(dB)	(dB)	(dB)
PK	11.2056G	57.72	74.00	-16.28	42.97	3	Vertical	344	1.95	-	38.54	10.75	34.54
AV	11.241G	44.47	54.00	-9.53	29.68	3	Vertical	344	1.95	-	38.57	10.77	34.55

For EUT 1 / Radio 3_Non-Beamforming Mode

802.11ax HEW80_Nss1,(MCS0)_2TX

5610MHz_TX

06/07/2020

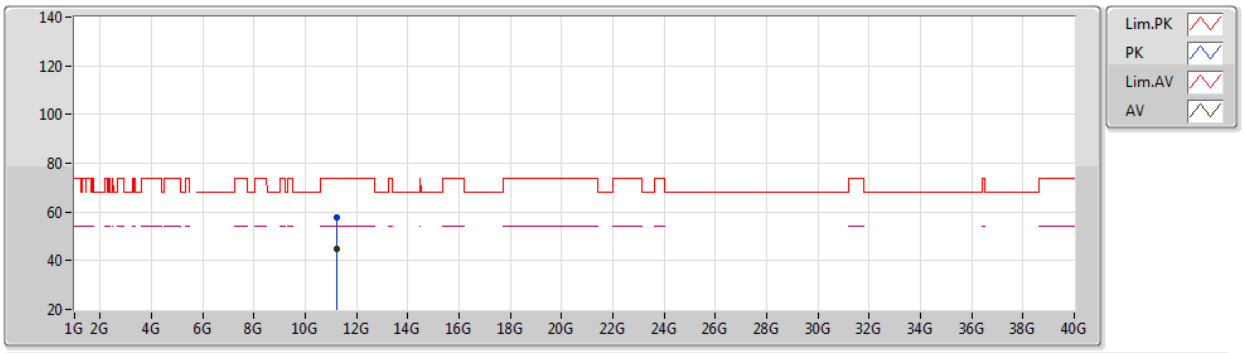

EUT X_2TX
Setting 82
03-A-E-2

Type	Freq	Level	Limit	Margin	Raw	Dist	Condition	Azimuth	Height	Comment	AF	CL	PA
	(Hz)	(dBuV/m)	(dBuV/m)	(dB)	(dBuV)	(m)		(°)	(m)		(dB)	(dB)	(dB)
PK	11.24436G	57.54	74.00	-16.46	42.75	3	Horizontal	132	2.96	-	38.57	10.77	34.55
AV	11.24724G	44.70	54.00	-9.30	29.91	3	Horizontal	132	2.96	-	38.57	10.77	34.55

For EUT 1 / Radio 3_Non-Beamforming Mode

802.11ax HEW80_Nss1,(MCS0)_2TX

5690MHz Straddle 5.47-5.725GHz_TX

06/07/2020

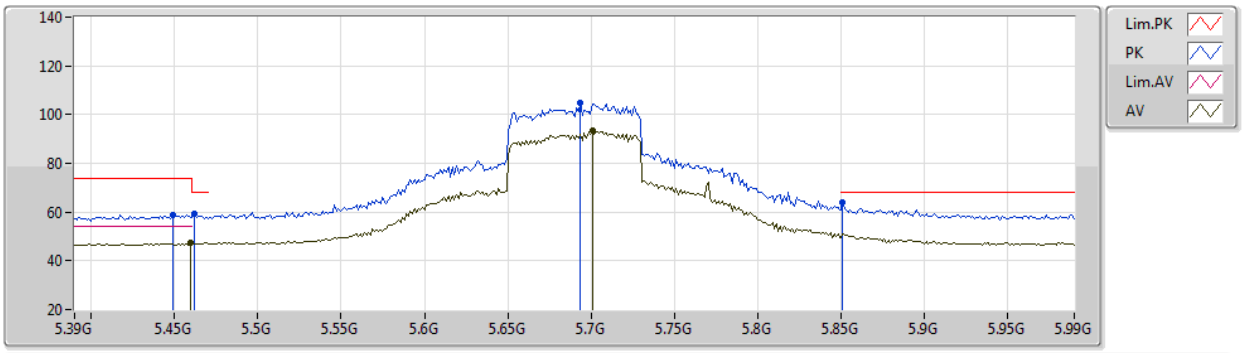

EUT X_2TX
Setting 93
03-A-E-2-10

Type	Freq	Level	Limit	Margin	Raw	Dist	Condition	Azimuth	Height	Comment	AF	CL	PA
	(Hz)	(dBuV/m)	(dBuV/m)	(dB)	(dBuV)	(m)		(°)	(m)		(dB)	(dB)	(dB)
PK	5.4488G	58.90	74.00	-15.10	53.47	3	Vertical	312	2.80	-	34.35	6.08	35.00
PK	5.462G	59.36	68.20	-8.84	53.88	3	Vertical	312	2.80	-	34.36	6.10	34.98
AV	5.4596G	47.22	54.00	-6.78	41.75	3	Vertical	312	2.80	-	34.36	6.10	34.99
PK	5.6936G	104.58	Inf	-Inf	99.01	3	Vertical	312	2.80	-	34.21	6.30	34.94
AV	5.7008G	93.23	Inf	-Inf	87.67	3	Vertical	312	2.80	-	34.20	6.30	34.94
PK	5.8508G	63.71	68.20	-4.49	58.01	3	Vertical	312	2.80	-	34.30	6.33	34.93

For EUT 1 / Radio 3_Non-Beamforming Mode

802.11ax HEW80_Nss1,(MCS0)_2TX

5690MHz Straddle 5.47-5.725GHz_TX

06/07/2020

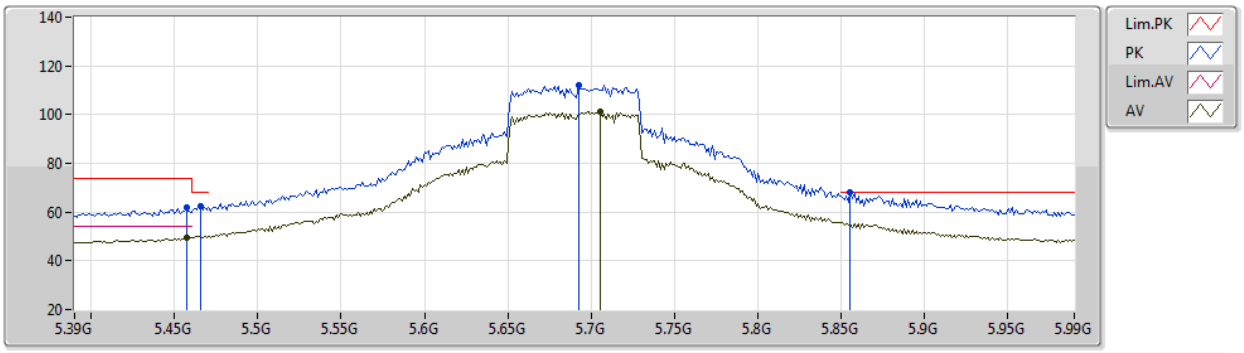

EUT X_2TX
Setting 93
03-A-E-2-10

Type	Freq	Level	Limit	Margin	Raw	Dist	Condition	Azimuth	Height	Comment	AF	CL	PA
	(Hz)	(dBuV/m)	(dBuV/m)	(dB)	(dBuV)	(m)		(°)	(m)		(dB)	(dB)	(dB)
PK	5.4572G	61.72	74.00	-12.28	56.26	3	Horizontal	55	1.93	-	34.36	6.09	34.99
AV	5.4572G	49.68	54.00	-4.32	44.22	3	Horizontal	55	1.93	-	34.36	6.09	34.99
PK	5.4656G	62.18	68.20	-6.02	56.69	3	Horizontal	55	1.93	-	34.37	6.10	34.98
PK	5.6924G	112.28	Inf	-Inf	106.71	3	Horizontal	55	1.93	-	34.21	6.30	34.94
AV	5.7056G	101.18	Inf	-Inf	95.62	3	Horizontal	55	1.93	-	34.20	6.30	34.94
PK	5.8556G	68.10	68.20	-0.10	62.39	3	Horizontal	55	1.93	-	34.31	6.33	34.93

For EUT 1 / Radio 3_Non-Beamforming Mode

802.11ax HEW80_Nss1,(MCS0)_2TX

5690MHz Straddle 5.47-5.725GHz_TX

06/07/2020

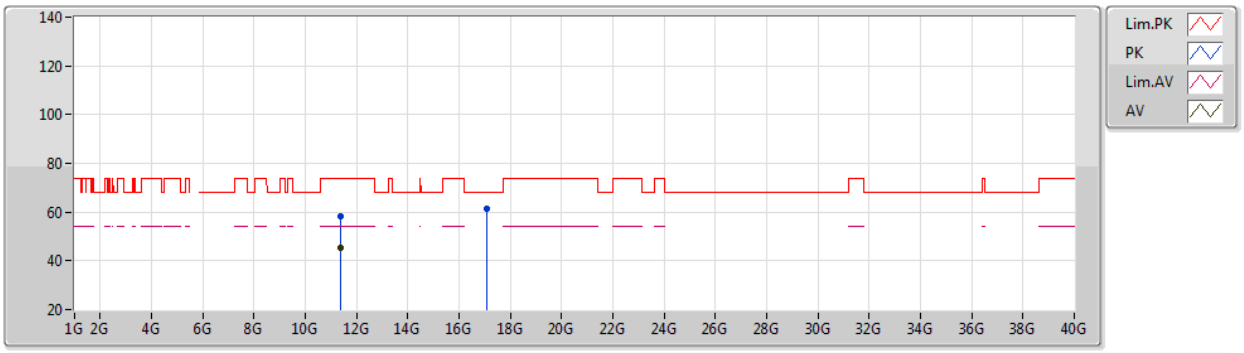

EUT X_2TX
Setting 93
03-A-E-2

Type	Freq	Level	Limit	Margin	Raw	Dist	Condition	Azimuth	Height	Comment	AF	CL	PA
	(Hz)	(dBuV/m)	(dBuV/m)	(dB)	(dBuV)	(m)		(°)	(m)		(dB)	(dB)	(dB)
PK	11.3692G	58.37	74.00	-15.63	43.46	3	Vertical	60	2.32	-	38.66	10.84	34.59
AV	11.38696G	45.10	54.00	-8.90	30.17	3	Vertical	60	2.32	-	38.67	10.85	34.59
PK	17.09208G	61.20	68.20	-7.00	43.17	3	Vertical	0	2.04	-	40.38	12.25	34.60

For EUT 1 / Radio 3_Non-Beamforming Mode

802.11ax HEW80_Nss1,(MCS0)_2TX

5690MHz Straddle 5.47-5.725GHz_TX

06/07/2020

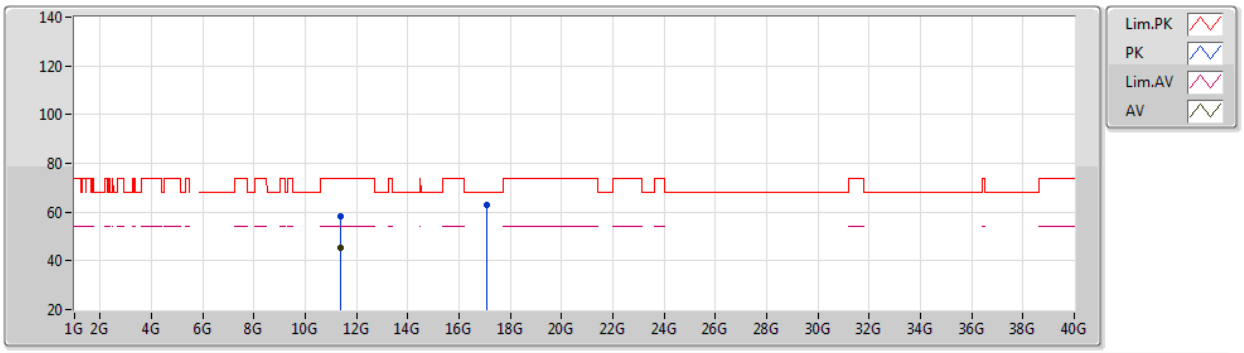

EUT X_2TX
Setting 93
03-A-E-2

Type	Freq	Level	Limit	Margin	Raw	Dist	Condition	Azimuth	Height	Comment	AF	CL	PA
	(Hz)	(dBuV/m)	(dBuV/m)	(dB)	(dBuV)	(m)		(°)	(m)		(dB)	(dB)	(dB)
PK	11.38852G	58.52	74.00	-15.48	43.59	3	Horizontal	298	1.81	-	38.67	10.85	34.59
AV	11.38576G	45.46	54.00	-8.54	30.53	3	Horizontal	298	1.81	-	38.67	10.85	34.59
PK	17.0679G	62.91	68.20	-5.29	45.01	3	Horizontal	336	1.80	-	40.25	12.25	34.60

For EUT 2 / Radio 1 / External Ant.1_Non-Beamforming Mode
Summary

Mode	Result	Type	Freq (Hz)	Level (dBuV/m)	Limit (dBuV/m)	Margin (dB)	Dist (m)	Condition	Azimuth (°)	Height (m)	Comments
5.25-5.35GHz	-	-	-	-	-	-	-	-	-	-	-
802.11ax HEW40_Nss1,(MCS0)_4TX	Pass	AV	5.35G	53.99	54.00	-0.01	3	Vertical	7	3.00	-

For EUT 2 / Radio 1 / External Ant.1_Non-Beamforming Mode

802.11a_Nss1,(6Mbps)_4TX

5260MHz_TX

03/07/2020

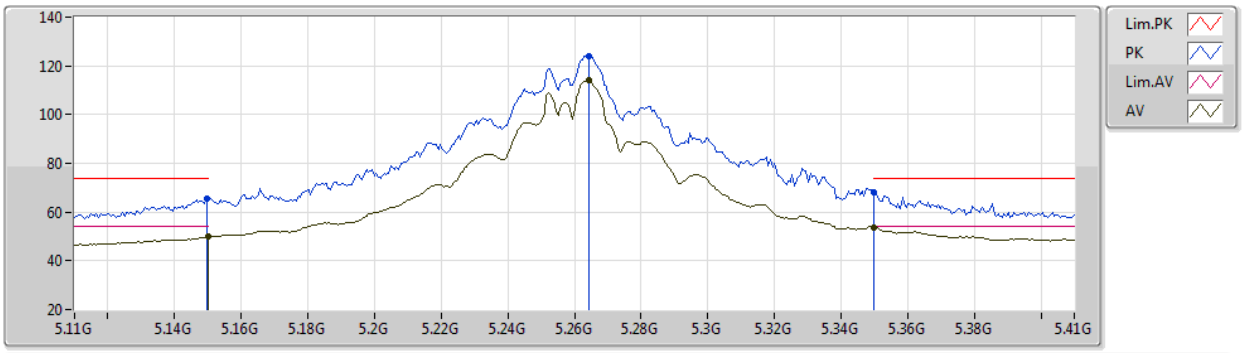

EUT X_4TX
Setting 93
01-D-G-2-10
ANT Z

Type	Freq	Level	Limit	Margin	Raw	Dist	Condition	Azimuth	Height	Comment	AF	CL	PA
	(Hz)	(dBuV/m)	(dBuV/m)	(dB)	(dBuV)	(m)		(°)	(m)		(dB)	(dB)	(dB)
PK	5.1496G	65.32	74.00	-8.68	61.28	3	Vertical	0	2.90	-	32.80	5.87	34.63
AV	5.15G	49.83	54.00	-4.17	45.79	3	Vertical	0	2.90	-	32.80	5.87	34.63
PK	5.2642G	124.16	Inf	-Inf	119.78	3	Vertical	0	2.90	-	32.99	6.07	34.68
AV	5.2642G	114.09	Inf	-Inf	109.71	3	Vertical	0	2.90	-	32.99	6.07	34.68
PK	5.35G	68.11	74.00	-5.89	63.37	3	Vertical	0	2.90	-	33.15	6.29	34.70
AV	5.35G	53.80	54.00	-0.20	49.06	3	Vertical	0	2.90	-	33.15	6.29	34.70

For EUT 2 / Radio 1 / External Ant.1_Non-Beamforming Mode

802.11a_Nss1,(6Mbps)_4TX

5260MHz_TX

03/07/2020

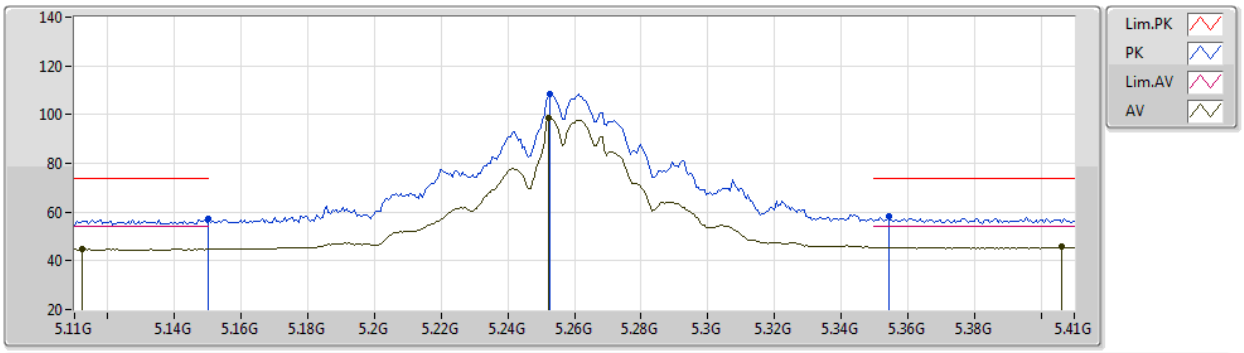

EUT X_4TX
Setting 93
01-D-G-2-10
ANT Z

Type	Freq	Level	Limit	Margin	Raw	Dist	Condition	Azimuth	Height	Comment	AF	CL	PA
	(Hz)	(dBuV/m)	(dBuV/m)	(dB)	(dBuV)	(m)		(°)	(m)		(dB)	(dB)	(dB)
PK	5.15G	57.02	74.00	-16.98	52.98	3	Horizontal	223	1.93	-	32.80	5.87	34.63
AV	5.1124G	44.82	54.00	-9.18	40.78	3	Horizontal	223	1.93	-	32.80	5.86	34.62
PK	5.2528G	108.46	Inf	-Inf	104.13	3	Horizontal	223	1.93	-	32.96	6.04	34.67
AV	5.2522G	98.76	Inf	-Inf	94.43	3	Horizontal	223	1.93	-	32.96	6.04	34.67
PK	5.3542G	58.23	74.00	-15.77	53.50	3	Horizontal	223	1.93	-	33.15	6.29	34.71
AV	5.4064G	45.61	54.00	-8.39	40.69	3	Horizontal	223	1.93	-	33.24	6.40	34.72

For EUT 2 / Radio 1 / External Ant.1_Non-Beamforming Mode

802.11a_Nss1,(6Mbps)_4TX

5300MHz_TX

03/07/2020

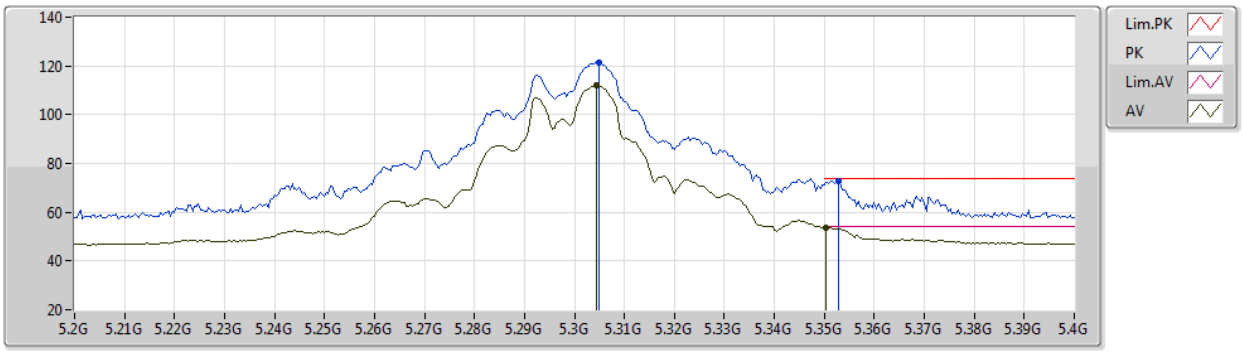

EUT X_4TX
Setting 81
01-D-G-2-10
ANT Z

Type	Freq	Level	Limit	Margin	Raw	Dist	Condition	Azimuth	Height	Comment	AF	CL	PA
	(Hz)	(dBuV/m)	(dBuV/m)	(dB)	(dBuV)	(m)		(°)	(m)		(dB)	(dB)	(dB)
PK	5.3048G	121.46	Inf	-Inf	116.87	3	Vertical	0	3.00	-	33.10	6.18	34.69
AV	5.3044G	111.95	Inf	-Inf	107.36	3	Vertical	0	3.00	-	33.10	6.18	34.69
PK	5.3528G	72.85	74.00	-1.15	68.12	3	Vertical	0	3.00	-	33.15	6.29	34.71
AV	5.3504G	53.67	54.00	-0.33	48.94	3	Vertical	0	3.00	-	33.15	6.29	34.71

For EUT 2 / Radio 1 / External Ant.1_Non-Beamforming Mode

802.11a_Nss1,(6Mbps)_4TX

5300MHz_TX

03/07/2020

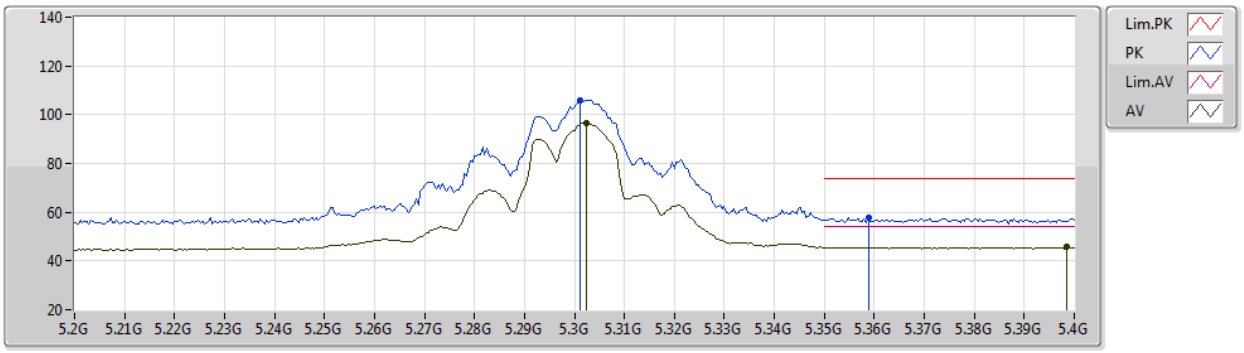

EUT X_4TX
Setting 81
01-D-G-2-10
ANT Z

Type	Freq	Level	Limit	Margin	Raw	Dist	Condition	Azimuth	Height	Comment	AF	CL	PA
	(Hz)	(dBuV/m)	(dBuV/m)	(dB)	(dBuV)	(m)		(°)	(m)		(dB)	(dB)	(dB)
PK	5.3012G	105.86	Inf	-Inf	101.28	3	Horizontal	217	1.72	-	33.10	6.17	34.69
AV	5.3024G	96.54	Inf	-Inf	91.95	3	Horizontal	217	1.72	-	33.10	6.18	34.69
PK	5.3588G	57.77	74.00	-16.23	53.01	3	Horizontal	217	1.72	-	33.16	6.31	34.71
AV	5.3984G	45.63	54.00	-8.37	40.75	3	Horizontal	217	1.72	-	33.20	6.40	34.72

For EUT 2 / Radio 1 / External Ant.1_Non-Beamforming Mode

802.11a_Nss1,(6Mbps)_4TX

5320MHz_TX

03/07/2020

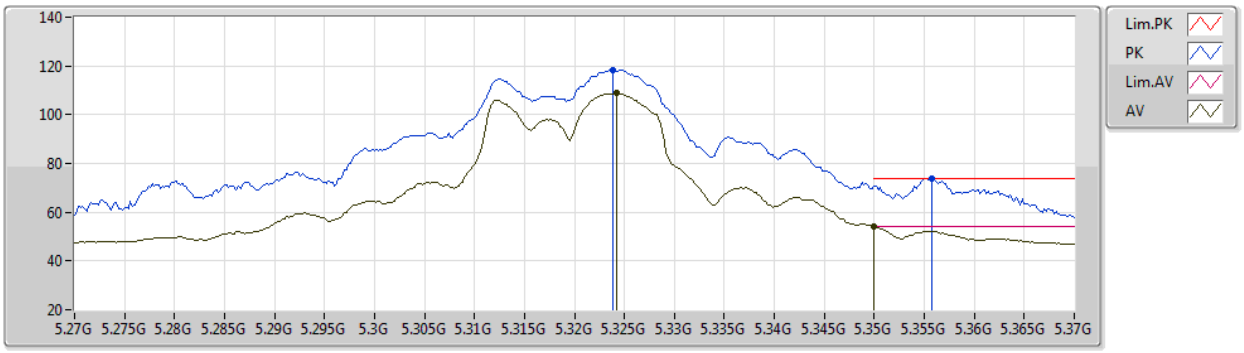

EUT X_4TX
Setting 66
01-D-G-2-10
ANT Z

Type	Freq	Level	Limit	Margin	Raw	Dist	Condition	Azimuth	Height	Comment	AF	CL	PA
	(Hz)	(dBuV/m)	(dBuV/m)	(dB)	(dBuV)	(m)		(°)	(m)		(dB)	(dB)	(dB)
PK	5.3238G	118.46	Inf	-Inf	113.82	3	Vertical	0	2.99	-	33.12	6.22	34.70
AV	5.3242G	109.07	Inf	-Inf	104.42	3	Vertical	0	2.99	-	33.12	6.23	34.70
PK	5.3558G	73.74	74.00	-0.26	68.99	3	Vertical	0	2.99	-	33.16	6.30	34.71
AV	5.35G	53.96	54.00	-0.04	49.22	3	Vertical	0	2.99	-	33.15	6.29	34.70

For EUT 2 / Radio 1 / External Ant.1_Non-Beamforming Mode

802.11a_Nss1,(6Mbps)_4TX

5320MHz_TX

03/07/2020

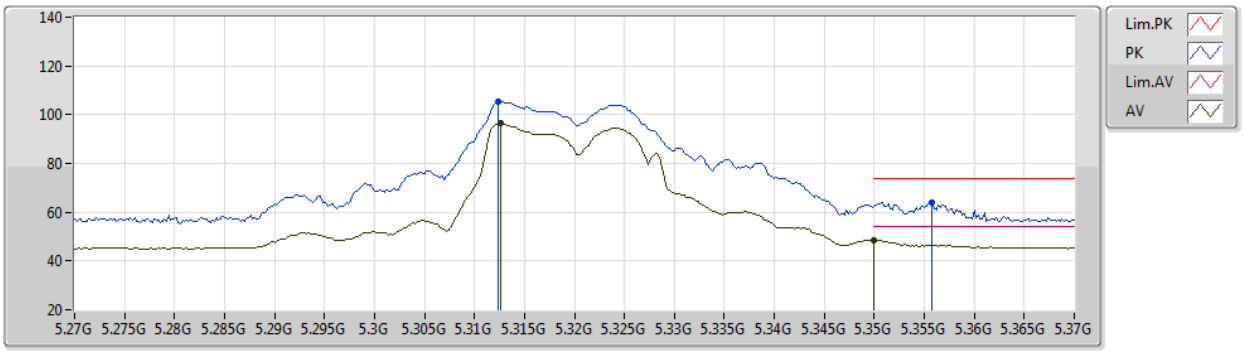

EUT X_4TX
Setting 66
01-D-G-2-10
ANT Z

Type	Freq	Level	Limit	Margin	Raw	Dist	Condition	Azimuth	Height	Comment	AF	CL	PA
	(Hz)	(dBuV/m)	(dBuV/m)	(dB)	(dBuV)	(m)		(°)	(m)		(dB)	(dB)	(dB)
PK	5.3124G	105.40	Inf	-Inf	100.78	3	Horizontal	346	2.72	-	33.11	6.20	34.69
AV	5.3126G	96.36	Inf	-Inf	91.74	3	Horizontal	346	2.72	-	33.11	6.20	34.69
PK	5.3558G	63.94	74.00	-10.06	59.19	3	Horizontal	346	2.72	-	33.16	6.30	34.71
AV	5.35G	48.53	54.00	-5.47	43.79	3	Horizontal	346	2.72	-	33.15	6.29	34.70

For EUT 2 / Radio 1 / External Ant.1_Non-Beamforming Mode

802.11a_Nss1,(6Mbps)_4TX

5500MHz_TX

03/07/2020

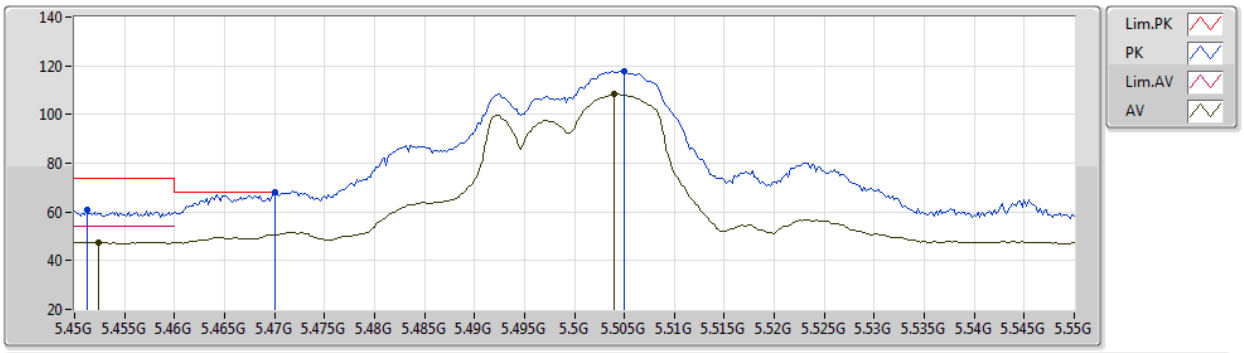

EUT X_4TX
Setting 62
01-D-G-2-10
ANT Z

Type	Freq	Level	Limit	Margin	Raw	Dist	Condition	Azimuth	Height	Comment	AF	CL	PA
	(Hz)	(dBuV/m)	(dBuV/m)	(dB)	(dBuV)	(m)		(°)	(m)		(dB)	(dB)	(dB)
PK	5.4512G	60.79	74.00	-13.21	55.65	3	Vertical	6	2.43	-	33.51	6.37	34.74
AV	5.4524G	47.65	54.00	-6.35	42.51	3	Vertical	6	2.43	-	33.51	6.37	34.74
PK	5.47G	68.09	68.20	-0.11	62.85	3	Vertical	6	2.43	-	33.62	6.37	34.75
PK	5.505G	117.94	Inf	-Inf	112.54	3	Vertical	6	2.43	-	33.81	6.35	34.76
AV	5.504G	108.63	Inf	-Inf	103.23	3	Vertical	6	2.43	-	33.81	6.35	34.76

For EUT 2 / Radio 1 / External Ant.1_Non-Beamforming Mode

802.11a_Nss1,(6Mbps)_4TX

5500MHz_TX

03/07/2020

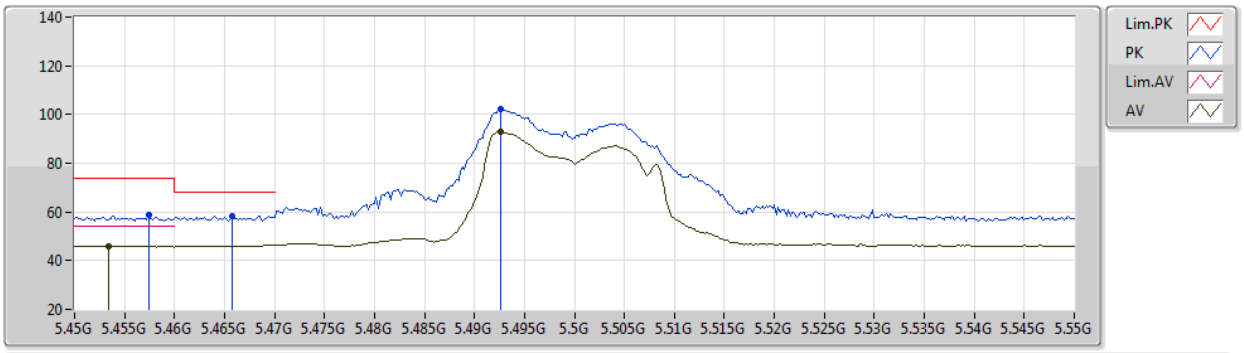

EUT X_4TX
Setting 62
01-D-G-2-10
ANT Z

Type	Freq	Level	Limit	Margin	Raw	Dist	Condition	Azimuth	Height	Comment	AF	CL	PA
	(Hz)	(dBuV/m)	(dBuV/m)	(dB)	(dBuV)	(m)		(°)	(m)		(dB)	(dB)	(dB)
PK	5.4574G	58.55	74.00	-15.45	53.38	3	Horizontal	317	1.98	-	33.54	6.37	34.74
AV	5.4534G	45.95	54.00	-8.05	40.80	3	Horizontal	317	1.98	-	33.52	6.37	34.74
PK	5.4658G	58.50	68.20	-9.70	53.29	3	Horizontal	317	1.98	-	33.59	6.37	34.75
PK	5.4926G	102.01	Inf	-Inf	96.66	3	Horizontal	317	1.98	-	33.76	6.35	34.76
AV	5.4926G	92.93	Inf	-Inf	87.58	3	Horizontal	317	1.98	-	33.76	6.35	34.76

For EUT 2 / Radio 1 / External Ant.1_Non-Beamforming Mode

802.11a_Nss1,(6Mbps)_4TX

5580MHz_TX

03/07/2020

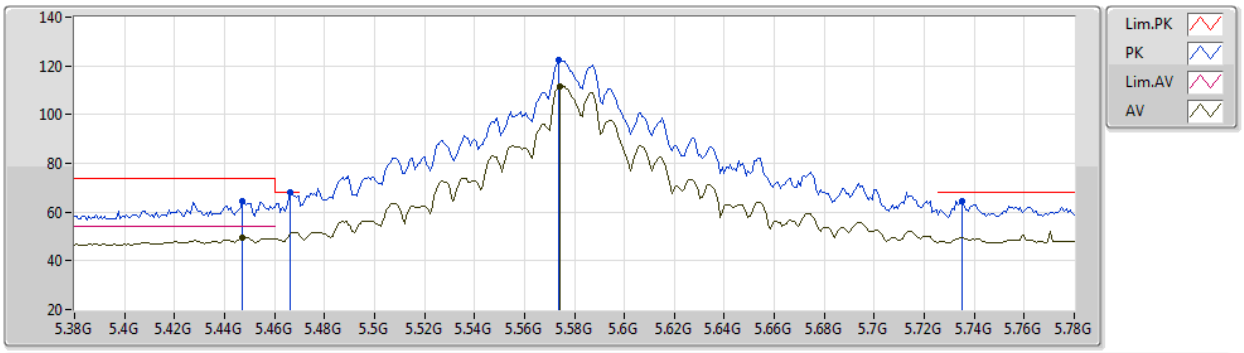

EUT X_4TX
Setting 105
01-D-G-2-10
ANT Z

Type	Freq	Level	Limit	Margin	Raw	Dist	Condition	Azimuth	Height	Comment	AF	CL	PA
	(Hz)	(dBuV/m)	(dBuV/m)	(dB)	(dBuV)	(m)		(°)	(m)		(dB)	(dB)	(dB)
PK	5.4472G	64.25	74.00	-9.75	59.13	3	Vertical	339	3.00	-	33.48	6.38	34.74
AV	5.4472G	49.72	54.00	-4.28	44.60	3	Vertical	339	3.00	-	33.48	6.38	34.74
PK	5.4664G	67.99	68.20	-0.21	62.77	3	Vertical	339	3.00	-	33.60	6.37	34.75
PK	5.5736G	122.26	Inf	-Inf	116.73	3	Vertical	339	3.00	-	33.95	6.31	34.73
AV	5.5744G	111.72	Inf	-Inf	106.19	3	Vertical	339	3.00	-	33.95	6.31	34.73
PK	5.7352G	64.63	68.20	-3.57	58.82	3	Vertical	339	3.00	-	34.11	6.37	34.67

For EUT 2 / Radio 1 / External Ant.1_Non-Beamforming Mode

802.11a_Nss1,(6Mbps)_4TX

5580MHz_TX

03/07/2020

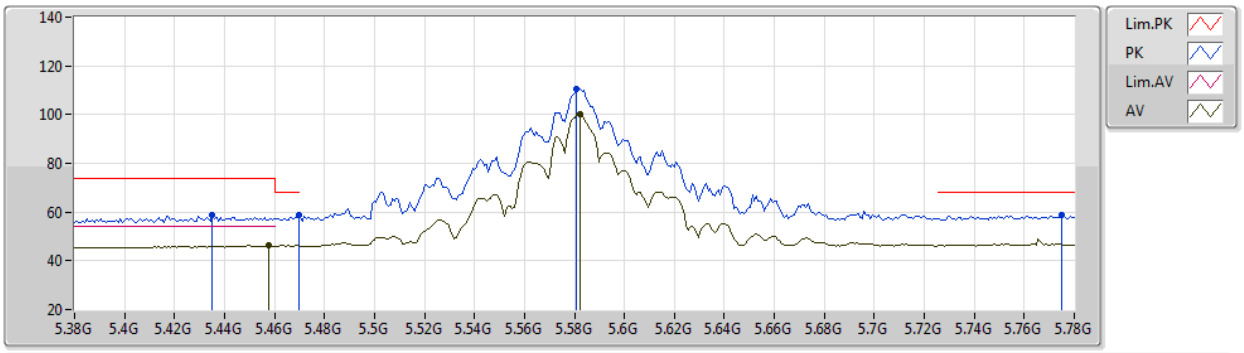

EUT X_4TX
Setting 105
01-D-G-2-10
ANT Z

Type	Freq	Level	Limit	Margin	Raw	Dist	Condition	Azimuth	Height	Comment	AF	CL	PA
	(Hz)	(dBuV/m)	(dBuV/m)	(dB)	(dBuV)	(m)		(°)	(m)		(dB)	(dB)	(dB)
PK	5.4352G	58.80	74.00	-15.20	53.74	3	Horizontal	221	2.02	-	33.41	6.38	34.73
PK	5.4696G	58.79	68.20	-9.41	53.55	3	Horizontal	221	2.02	-	33.62	6.37	34.75
AV	5.4576G	46.23	54.00	-7.77	41.05	3	Horizontal	221	2.02	-	33.55	6.37	34.74
PK	5.5808G	110.70	Inf	-Inf	105.16	3	Horizontal	221	2.02	-	33.96	6.31	34.73
AV	5.5824G	100.20	Inf	-Inf	94.66	3	Horizontal	221	2.02	-	33.96	6.31	34.73
PK	5.7752G	58.93	68.20	-9.27	52.97	3	Horizontal	221	2.02	-	34.23	6.39	34.66

For EUT 2 / Radio 1 / External Ant.1_Non-Beamforming Mode

802.11a_Nss1,(6Mbps)_4TX

5700MHz_TX

03/07/2020

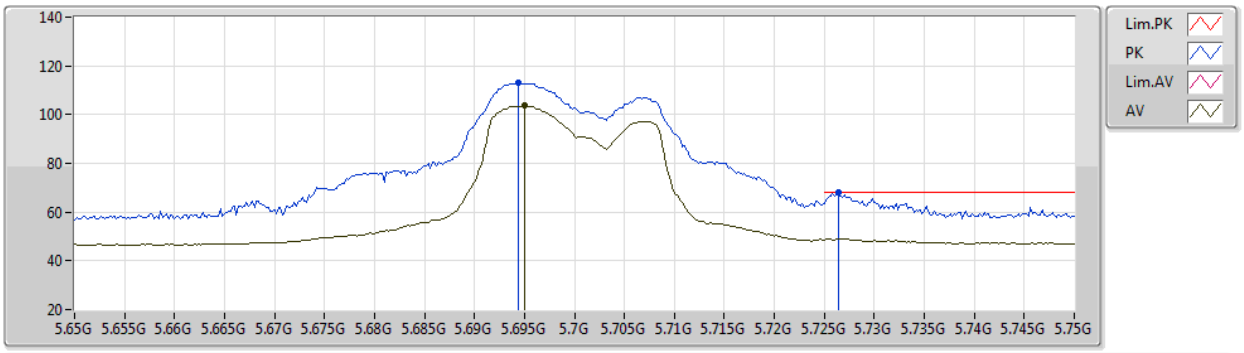

EUT X_4TX
Setting 56
01-D-G-2-10
ANT Z

Type	Freq	Level	Limit	Margin	Raw	Dist	Condition	Azimuth	Height	Comment	AF	CL	PA
	(Hz)	(dBuV/m)	(dBuV/m)	(dB)	(dBuV)	(m)		(°)	(m)		(dB)	(dB)	(dB)
PK	5.6944G	113.20	Inf	-Inf	107.53	3	Vertical	334	3.00	-	34.00	6.35	34.68
AV	5.695G	103.71	Inf	-Inf	98.04	3	Vertical	334	3.00	-	34.00	6.35	34.68
PK	5.7264G	67.88	68.20	-0.32	62.11	3	Vertical	334	3.00	-	34.08	6.36	34.67

For EUT 2 / Radio 1 / External Ant.1_Non-Beamforming Mode

802.11a_Nss1,(6Mbps)_4TX

5700MHz_TX

03/07/2020

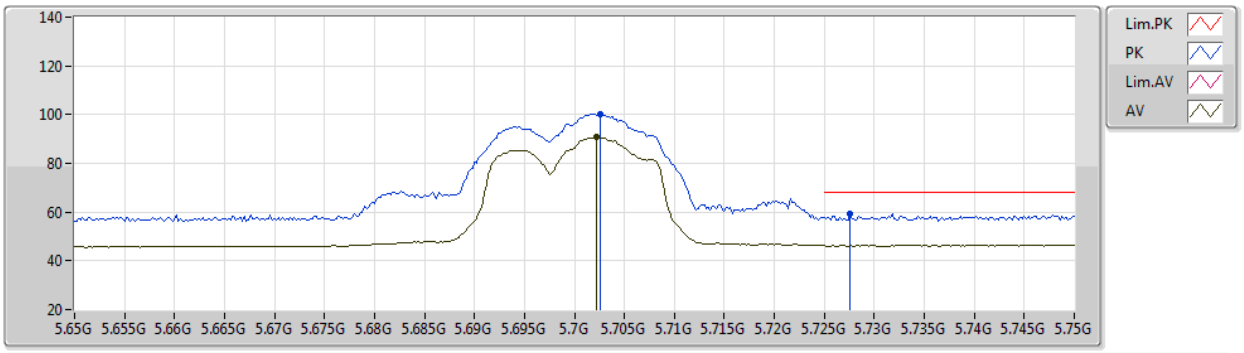

EUT X_4TX
Setting 56
01-D-G-2-10
ANT Z

Type	Freq	Level	Limit	Margin	Raw	Dist	Condition	Azimuth	Height	Comment	AF	CL	PA
	(Hz)	(dBuV/m)	(dBuV/m)	(dB)	(dBuV)	(m)		(°)	(m)		(dB)	(dB)	(dB)
PK	5.7026G	100.24	Inf	-Inf	94.56	3	Horizontal	214	1.76	-	34.01	6.35	34.68
AV	5.7022G	90.72	Inf	-Inf	85.04	3	Horizontal	214	1.76	-	34.01	6.35	34.68
PK	5.7276G	59.30	68.20	-8.90	53.53	3	Horizontal	214	1.76	-	34.08	6.36	34.67

For EUT 2 / Radio 1 / External Ant.1_Non-Beamforming Mode

802.11a_Nss1,(6Mbps)_4TX

5720MHz Straddle 5.47-5.725GHz_TX

03/07/2020

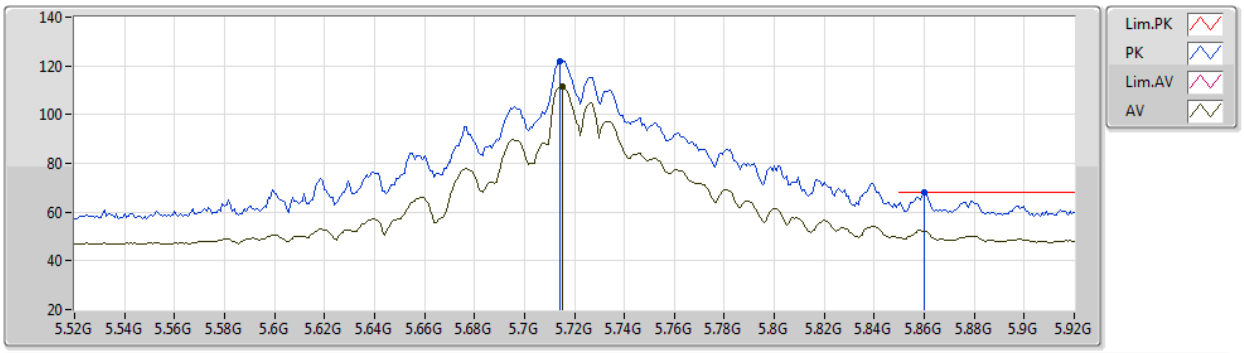

EUT X_4TX
Setting 105
01-D-G-2-10
ANT Z

Type	Freq	Level	Limit	Margin	Raw	Dist	Condition	Azimuth	Height	Comment	AF	CL	PA
	(Hz)	(dBuV/m)	(dBuV/m)	(dB)	(dBuV)	(m)		(°)	(m)		(dB)	(dB)	(dB)
PK	5.7144G	121.97	Inf	-Inf	116.25	3	Vertical	333	3.00	-	34.04	6.36	34.68
AV	5.7152G	111.40	Inf	-Inf	105.67	3	Vertical	333	3.00	-	34.05	6.36	34.68
PK	5.86G	67.89	68.20	-0.31	61.49	3	Vertical	333	3.00	-	34.60	6.43	34.63

For EUT 2 / Radio 1 / External Ant.1_Non-Beamforming Mode

802.11a_Nss1,(6Mbps)_4TX

5720MHz Straddle 5.47-5.725GHz_TX

03/07/2020

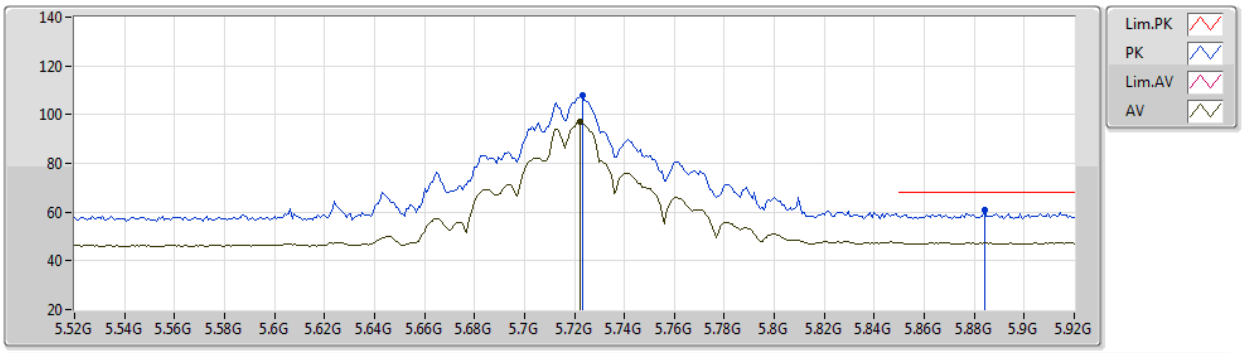

EUT X_4TX
Setting 105
01-D-G-2-10
ANT Z

Type	Freq	Level	Limit	Margin	Raw	Dist	Condition	Azimuth	Height	Comment	AF	CL	PA
	(Hz)	(dBuV/m)	(dBuV/m)	(dB)	(dBuV)	(m)		(°)	(m)		(dB)	(dB)	(dB)
PK	5.7232G	107.75	Inf	-Inf	101.99	3	Horizontal	226	1.80	-	34.07	6.36	34.67
AV	5.7224G	97.21	Inf	-Inf	91.45	3	Horizontal	226	1.80	-	34.07	6.36	34.67
PK	5.884G	60.73	68.20	-7.47	54.19	3	Horizontal	226	1.80	-	34.72	6.44	34.62

For EUT 2 / Radio 1 / External Ant.1_Non-Beamforming Mode

802.11ax HEW20_Nss1,(MCS0)_4TX

5260MHz_TX

03/07/2020

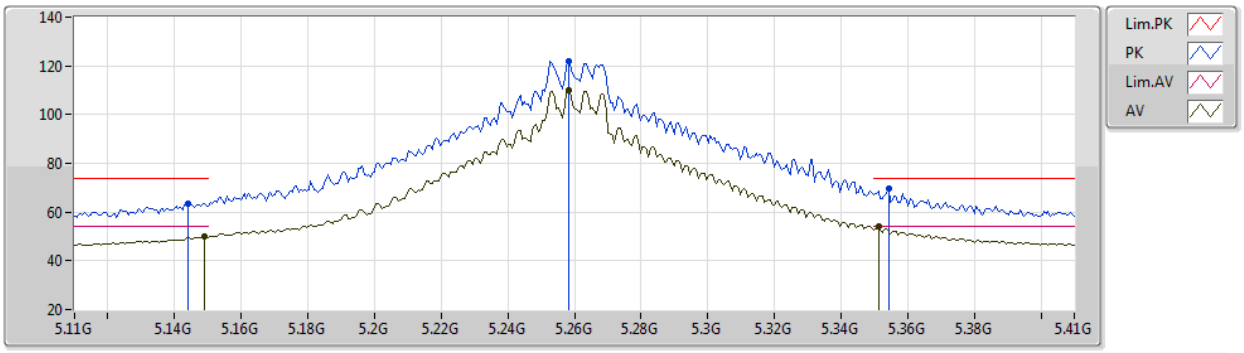

EUT X_4TX
Setting 90
01-D-G-2-10
ANT Z

Type	Freq	Level	Limit	Margin	Raw	Dist	Condition	Azimuth	Height	Comment	AF	CL	PA
	(Hz)	(dBuV/m)	(dBuV/m)	(dB)	(dBuV)	(m)		(°)	(m)		(dB)	(dB)	(dB)
PK	5.1442G	63.46	74.00	-10.54	59.42	3	Vertical	19	2.40	-	32.80	5.87	34.63
AV	5.149G	50.19	54.00	-3.81	46.15	3	Vertical	19	2.40	-	32.80	5.87	34.63
PK	5.2582G	121.89	Inf	-Inf	117.53	3	Vertical	19	2.40	-	32.97	6.06	34.67
AV	5.2582G	109.93	Inf	-Inf	105.57	3	Vertical	19	2.40	-	32.97	6.06	34.67
PK	5.3542G	69.59	74.00	-4.41	64.86	3	Vertical	19	2.40	-	33.15	6.29	34.71
AV	5.3512G	53.89	54.00	-0.11	49.16	3	Vertical	19	2.40	-	33.15	6.29	34.71

For EUT 2 / Radio 1 / External Ant.1_Non-Beamforming Mode

802.11ax HEW20_Nss1,(MCS0)_4TX

5260MHz_TX

03/07/2020

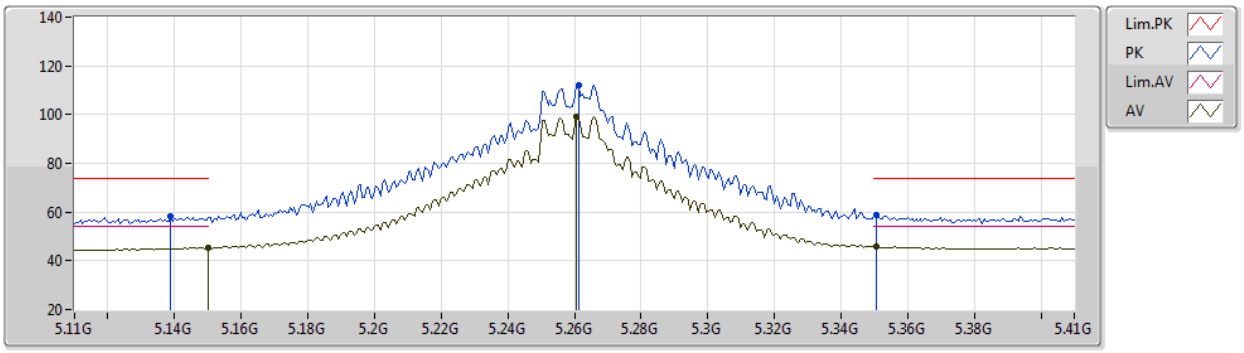

EUT X_4TX
Setting 90
01-D-G-2-10
ANT Z

Type	Freq	Level	Limit	Margin	Raw	Dist	Condition	Azimuth	Height	Comment	AF	CL	PA
	(Hz)	(dBuV/m)	(dBuV/m)	(dB)	(dBuV)	(m)		(°)	(m)		(dB)	(dB)	(dB)
PK	5.1388G	58.03	74.00	-15.97	53.99	3	Horizontal	11	1.98	-	32.80	5.87	34.63
AV	5.15G	45.44	54.00	-8.56	41.40	3	Horizontal	11	1.98	-	32.80	5.87	34.63
PK	5.2612G	112.18	Inf	-Inf	107.80	3	Horizontal	11	1.98	-	32.98	6.07	34.67
AV	5.2606G	99.37	Inf	-Inf	95.00	3	Horizontal	11	1.98	-	32.98	6.06	34.67
PK	5.3506G	58.57	74.00	-15.43	53.84	3	Horizontal	11	1.98	-	33.15	6.29	34.71
AV	5.3506G	45.90	54.00	-8.10	41.17	3	Horizontal	11	1.98	-	33.15	6.29	34.71

For EUT 2 / Radio 1 / External Ant.1_Non-Beamforming Mode

802.11ax HEW20_Nss1,(MCS0)_4TX

5300MHz_TX

03/07/2020

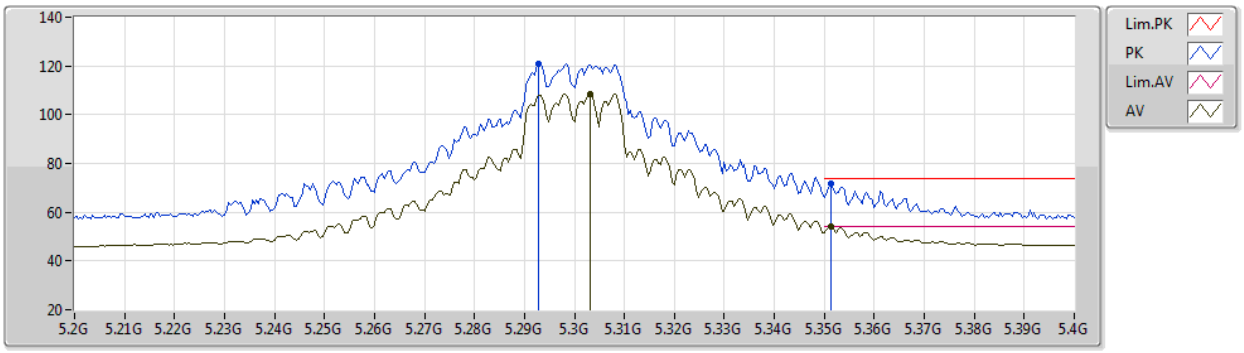

EUT X_4TX
Setting 76
01-D-G-2-10
ANT Z

Type	Freq	Level	Limit	Margin	Raw	Dist	Condition	Azimuth	Height	Comment	AF	CL	PA
	(Hz)	(dBuV/m)	(dBuV/m)	(dB)	(dBuV)	(m)		(°)	(m)		(dB)	(dB)	(dB)
PK	5.2928G	121.00	Inf	-Inf	116.46	3	Vertical	6	3.00	-	33.08	6.15	34.69
AV	5.3032G	108.67	Inf	-Inf	104.08	3	Vertical	6	3.00	-	33.10	6.18	34.69
PK	5.3512G	71.57	74.00	-2.43	66.84	3	Vertical	6	3.00	-	33.15	6.29	34.71
AV	5.3512G	53.91	54.00	-0.09	49.18	3	Vertical	6	3.00	-	33.15	6.29	34.71

For EUT 2 / Radio 1 / External Ant.1_Non-Beamforming Mode

802.11ax HEW20_Nss1,(MCS0)_4TX

5300MHz_TX

03/07/2020

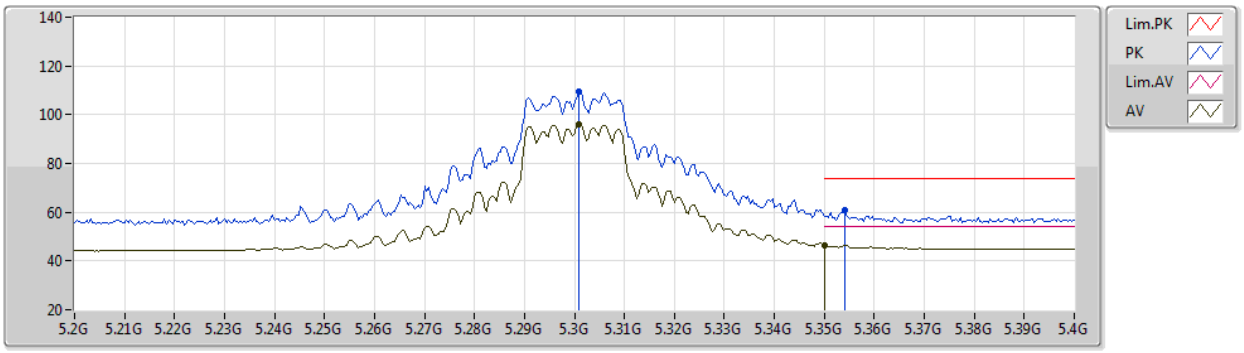

EUT X_4TX
Setting 76
01-D-G-2-10
ANT Z

Type	Freq	Level	Limit	Margin	Raw	Dist	Condition	Azimuth	Height	Comment	AF	CL	PA
	(Hz)	(dBuV/m)	(dBuV/m)	(dB)	(dBuV)	(m)		(°)	(m)		(dB)	(dB)	(dB)
PK	5.3008G	109.46	Inf	-Inf	104.88	3	Horizontal	8	2.91	-	33.10	6.17	34.69
AV	5.3008G	96.18	Inf	-Inf	91.60	3	Horizontal	8	2.91	-	33.10	6.17	34.69
PK	5.354G	60.93	74.00	-13.07	56.20	3	Horizontal	8	2.91	-	33.15	6.29	34.71
AV	5.35G	46.37	54.00	-7.63	41.63	3	Horizontal	8	2.91	-	33.15	6.29	34.70

For EUT 2 / Radio 1 / External Ant.1_Non-Beamforming Mode

802.11ax HEW20_Nss1,(MCS0)_4TX

5320MHz_TX

03/07/2020

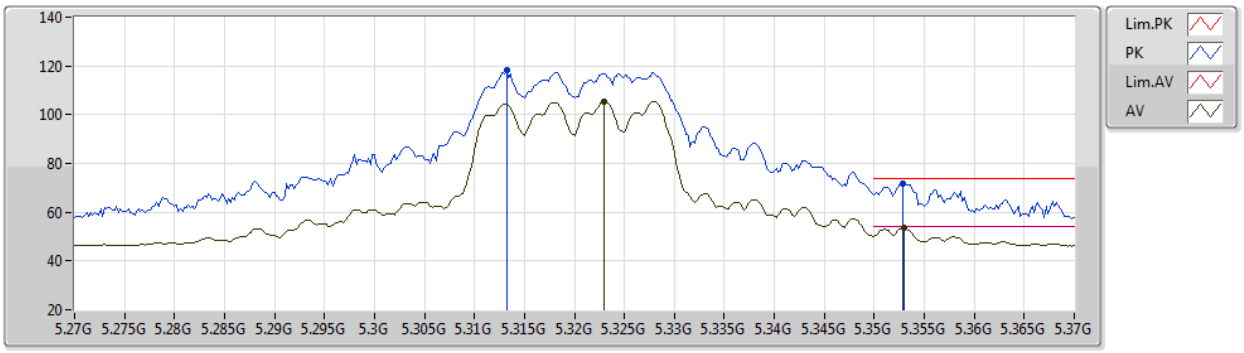

EUT X_4TX
Setting 62
01-D-G-2-10
ANT Z

Type	Freq	Level	Limit	Margin	Raw	Dist	Condition	Azimuth	Height	Comment	AF	CL	PA
	(Hz)	(dBuV/m)	(dBuV/m)	(dB)	(dBuV)	(m)		(°)	(m)		(dB)	(dB)	(dB)
PK	5.3132G	118.40	Inf	-Inf	113.78	3	Vertical	8	2.97	-	33.11	6.20	34.69
AV	5.323G	105.44	Inf	-Inf	100.80	3	Vertical	8	2.97	-	33.12	6.22	34.70
PK	5.3528G	71.88	74.00	-2.12	67.15	3	Vertical	8	2.97	-	33.15	6.29	34.71
AV	5.353G	53.65	54.00	-0.35	48.92	3	Vertical	8	2.97	-	33.15	6.29	34.71

For EUT 2 / Radio 1 / External Ant.1_Non-Beamforming Mode

802.11ax HEW20_Nss1,(MCS0)_4TX

5320MHz_TX

03/07/2020

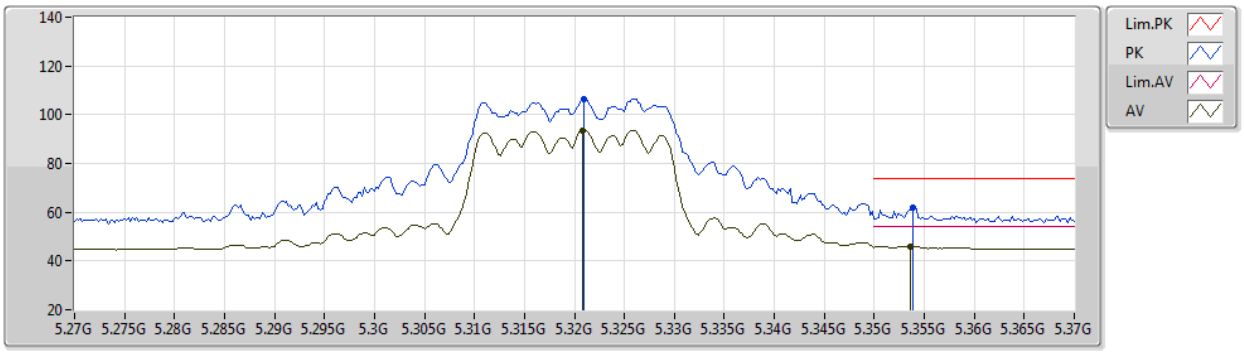

EUT X_4TX
Setting 62
01-D-G-2-10
ANT Z

Type	Freq	Level	Limit	Margin	Raw	Dist	Condition	Azimuth	Height	Comment	AF	CL	PA
	(Hz)	(dBuV/m)	(dBuV/m)	(dB)	(dBuV)	(m)		(°)	(m)		(dB)	(dB)	(dB)
PK	5.321G	106.48	Inf	-Inf	101.84	3	Horizontal	16	2.57	-	33.12	6.22	34.70
AV	5.3208G	93.67	Inf	-Inf	89.03	3	Horizontal	16	2.57	-	33.12	6.22	34.70
PK	5.3538G	62.15	74.00	-11.85	57.42	3	Horizontal	16	2.57	-	33.15	6.29	34.71
AV	5.3536G	46.12	54.00	-7.88	41.39	3	Horizontal	16	2.57	-	33.15	6.29	34.71

For EUT 2 / Radio 1 / External Ant.1_Non-Beamforming Mode

802.11ax HEW20_Nss1,(MCS0)_4TX

5500MHz_TX

03/07/2020

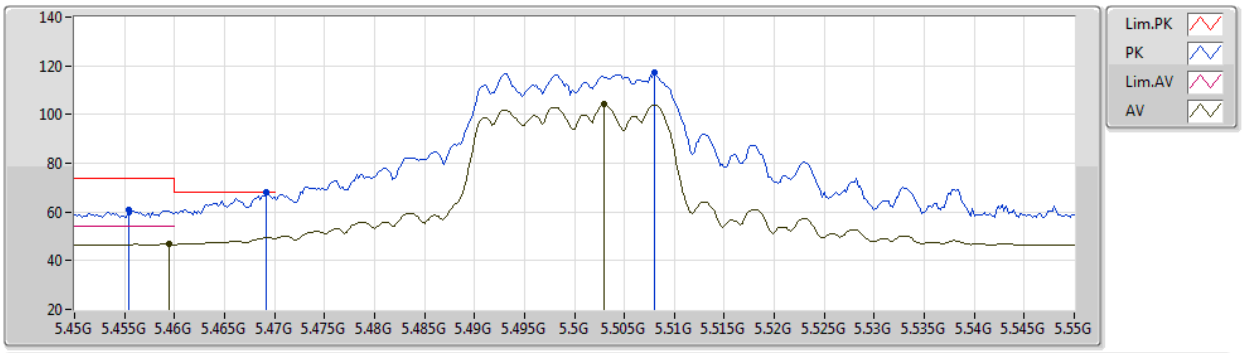

EUT X_4TX
Setting 59
01-D-G-2-10
ANT Z

Type	Freq	Level	Limit	Margin	Raw	Dist	Condition	Azimuth	Height	Comment	AF	CL	PA
	(Hz)	(dBuV/m)	(dBuV/m)	(dB)	(dBuV)	(m)		(°)	(m)		(dB)	(dB)	(dB)
PK	5.4554G	60.69	74.00	-13.31	55.53	3	Vertical	9	2.41	-	33.53	6.37	34.74
AV	5.4594G	46.73	54.00	-7.27	41.54	3	Vertical	9	2.41	-	33.56	6.37	34.74
PK	5.4692G	67.89	68.20	-0.31	62.65	3	Vertical	9	2.41	-	33.62	6.37	34.75
PK	5.508G	117.43	Inf	-Inf	112.02	3	Vertical	9	2.41	-	33.82	6.35	34.76
AV	5.503G	104.09	Inf	-Inf	98.69	3	Vertical	9	2.41	-	33.81	6.35	34.76

For EUT 2 / Radio 1 / External Ant.1_Non-Beamforming Mode

802.11ax HEW20_Nss1,(MCS0)_4TX

5500MHz_TX

03/07/2020

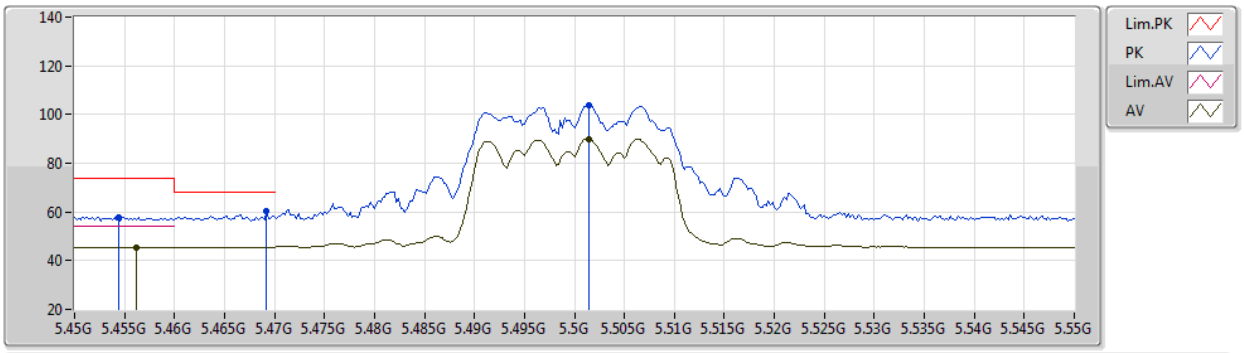

EUT X_4TX
Setting 59
01-D-G-2-10
ANT Z

Type	Freq	Level	Limit	Margin	Raw	Dist	Condition	Azimuth	Height	Comment	AF	CL	PA
	(Hz)	(dBuV/m)	(dBuV/m)	(dB)	(dBuV)	(m)		(°)	(m)		(dB)	(dB)	(dB)
PK	5.4544G	58.01	74.00	-15.99	52.85	3	Horizontal	316	1.88	-	33.53	6.37	34.74
AV	5.4562G	45.28	54.00	-8.72	40.11	3	Horizontal	316	1.88	-	33.54	6.37	34.74
PK	5.4692G	60.24	68.20	-7.96	55.00	3	Horizontal	316	1.88	-	33.62	6.37	34.75
PK	5.5014G	103.67	Inf	-Inf	98.28	3	Horizontal	316	1.88	-	33.80	6.35	34.76
AV	5.5014G	90.03	Inf	-Inf	84.64	3	Horizontal	316	1.88	-	33.80	6.35	34.76

For EUT 2 / Radio 1 / External Ant.1_Non-Beamforming Mode

802.11ax HEW20_Nss1,(MCS0)_4TX

5580MHz_TX

03/07/2020

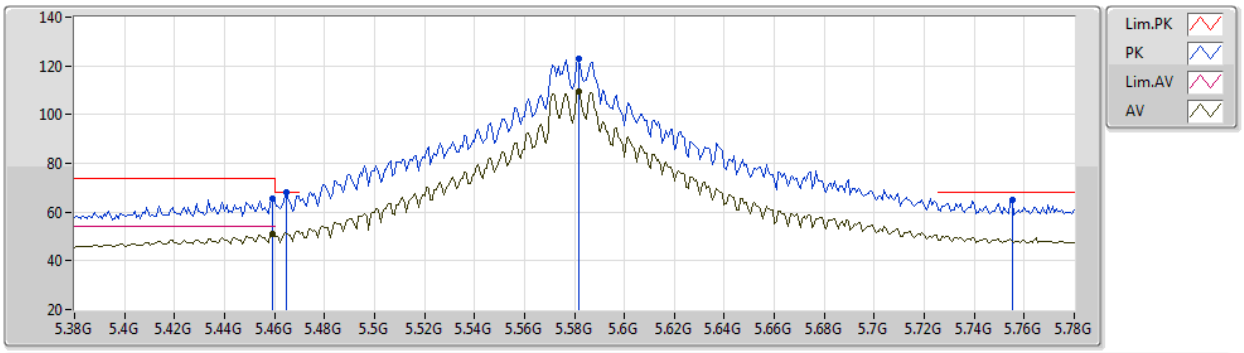

EUT X_4TX
Setting 99
01-D-G-2-10
ANT Z

Type	Freq	Level	Limit	Margin	Raw	Dist	Condition	Azimuth	Height	Comment	AF	CL	PA
	(Hz)	(dBuV/m)	(dBuV/m)	(dB)	(dBuV)	(m)		(°)	(m)		(dB)	(dB)	(dB)
PK	5.4592G	65.48	74.00	-8.52	60.29	3	Vertical	324	2.95	-	33.56	6.37	34.74
AV	5.4592G	50.85	54.00	-3.15	45.66	3	Vertical	324	2.95	-	33.56	6.37	34.74
PK	5.4648G	67.92	68.20	-0.28	62.71	3	Vertical	324	2.95	-	33.59	6.37	34.75
PK	5.5816G	122.70	Inf	-Inf	117.16	3	Vertical	324	2.95	-	33.96	6.31	34.73
AV	5.5816G	109.24	Inf	-Inf	103.70	3	Vertical	324	2.95	-	33.96	6.31	34.73
PK	5.7552G	64.97	68.20	-3.23	59.08	3	Vertical	324	2.95	-	34.17	6.38	34.66

For EUT 2 / Radio 1 / External Ant.1_Non-Beamforming Mode

802.11ax HEW20_Nss1,(MCS0)_4TX

5580MHz_TX

03/07/2020

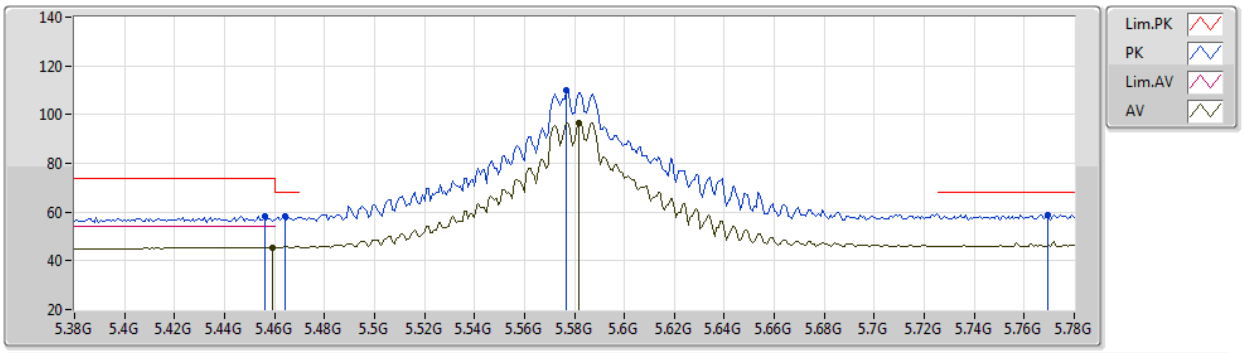

EUT X_4TX
Setting 99
01-D-G-2-10
ANT Z

Type	Freq	Level	Limit	Margin	Raw	Dist	Condition	Azimuth	Height	Comment	AF	CL	PA
	(Hz)	(dBuV/m)	(dBuV/m)	(dB)	(dBuV)	(m)		(°)	(m)		(dB)	(dB)	(dB)
PK	5.456G	58.17	74.00	-15.83	53.00	3	Horizontal	321	2.75	-	33.54	6.37	34.74
AV	5.4592G	45.56	54.00	-8.44	40.37	3	Horizontal	321	2.75	-	33.56	6.37	34.74
PK	5.464G	58.05	68.20	-10.15	52.85	3	Horizontal	321	2.75	-	33.58	6.37	34.75
PK	5.5768G	110.21	Inf	-Inf	104.68	3	Horizontal	321	2.75	-	33.95	6.31	34.73
AV	5.5816G	96.56	Inf	-Inf	91.02	3	Horizontal	321	2.75	-	33.96	6.31	34.73
PK	5.7696G	59.05	68.20	-9.15	53.12	3	Horizontal	321	2.75	-	34.21	6.38	34.66

For EUT 2 / Radio 1 / External Ant.1_Non-Beamforming Mode

802.11ax HEW20_Nss1,(MCS0)_4TX

5700MHz_TX

03/07/2020

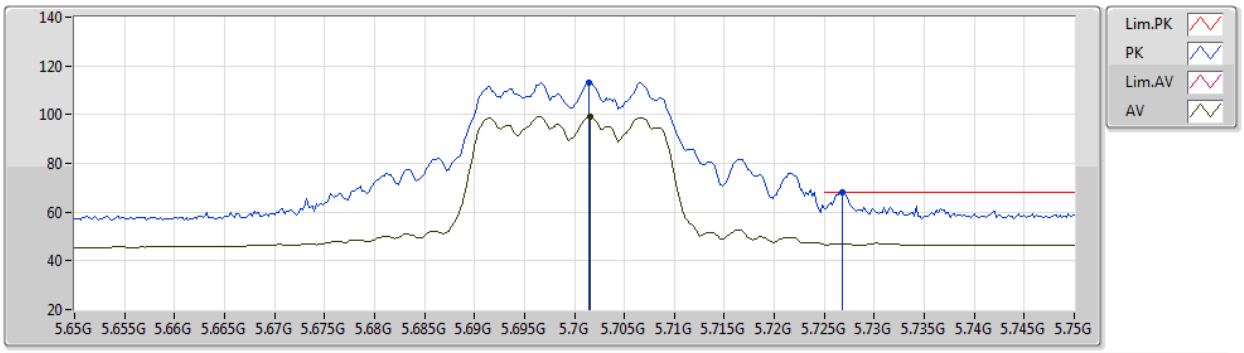

EUT X_4TX
Setting 49
01-D-G-2-10
ANT Z

Type	Freq	Level	Limit	Margin	Raw	Dist	Condition	Azimuth	Height	Comment	AF	CL	PA
	(Hz)	(dBuV/m)	(dBuV/m)	(dB)	(dBuV)	(m)		(°)	(m)		(dB)	(dB)	(dB)
PK	5.7014G	112.99	Inf	-Inf	107.32	3	Vertical	339	2.13	-	34.00	6.35	34.68
AV	5.7016G	99.11	Inf	-Inf	93.44	3	Vertical	339	2.13	-	34.00	6.35	34.68
PK	5.7268G	68.09	68.20	-0.11	62.32	3	Vertical	339	2.13	-	34.08	6.36	34.67

For EUT 2 / Radio 1 / External Ant.1_Non-Beamforming Mode

802.11ax HEW20_Nss1,(MCS0)_4TX

5700MHz_TX

03/07/2020

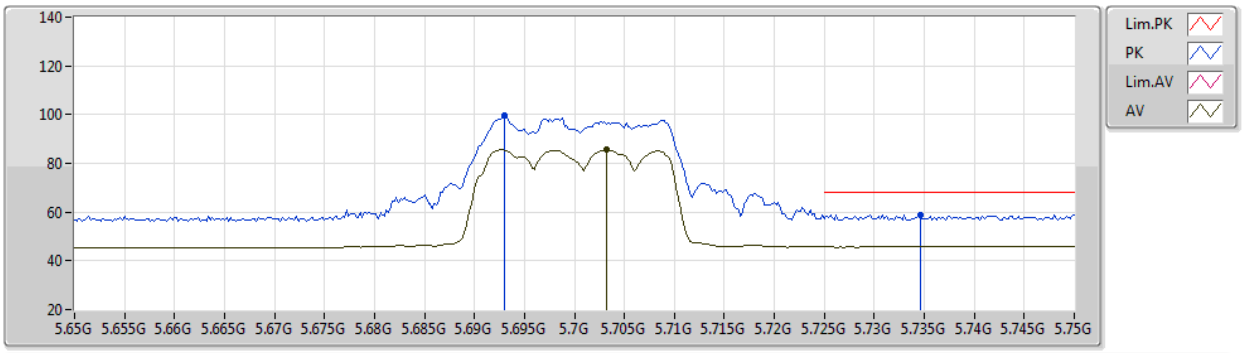

EUT X_4TX
Setting 49
01-D-G-2-10
ANT Z

Type	Freq	Level	Limit	Margin	Raw	Dist	Condition	Azimuth	Height	Comment	AF	CL	PA
	(Hz)	(dBuV/m)	(dBuV/m)	(dB)	(dBuV)	(m)		(°)	(m)		(dB)	(dB)	(dB)
PK	5.693G	99.52	Inf	-Inf	93.85	3	Horizontal	218	1.80	-	34.00	6.35	34.68
AV	5.7032G	85.57	Inf	-Inf	79.89	3	Horizontal	218	1.80	-	34.01	6.35	34.68
PK	5.7346G	58.77	68.20	-9.43	52.97	3	Horizontal	218	1.80	-	34.10	6.37	34.67

For EUT 2 / Radio 1 / External Ant.1_Non-Beamforming Mode

802.11ax HEW20_Nss1,(MCS0)_4TX

5720MHz Straddle 5.47-5.725GHz_TX

03/07/2020

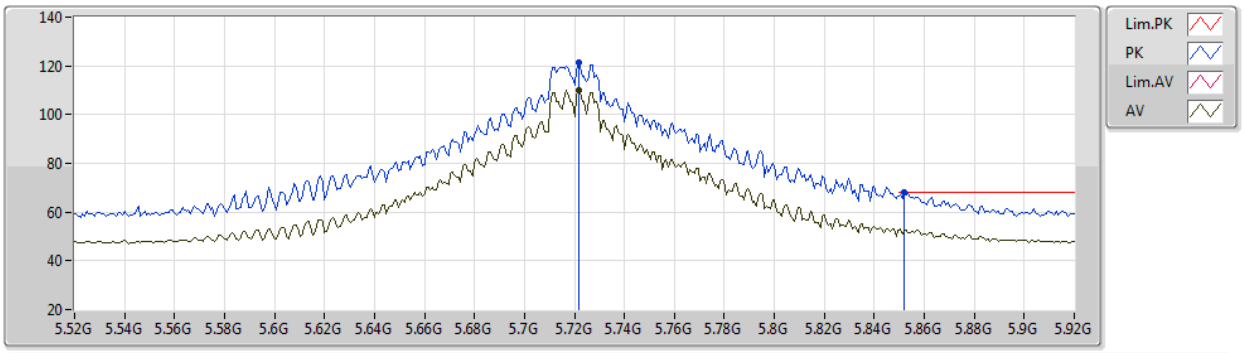

EUT X_4TX
Setting 105
01-D-G-2-10
ANT Z

Type	Freq	Level	Limit	Margin	Raw	Dist	Condition	Azimuth	Height	Comment	AF	CL	PA
	(Hz)	(dBuV/m)	(dBuV/m)	(dB)	(dBuV)	(m)		(°)	(m)		(dB)	(dB)	(dB)
PK	5.7216G	121.57	Inf	-Inf	115.82	3	Vertical	335	3.00	-	34.06	6.36	34.67
AV	5.7216G	109.83	Inf	-Inf	104.08	3	Vertical	335	3.00	-	34.06	6.36	34.67
PK	5.852G	68.05	68.20	-0.15	61.69	3	Vertical	335	3.00	-	34.56	6.43	34.63

For EUT 2 / Radio 1 / External Ant.1_Non-Beamforming Mode

802.11ax HEW20_Nss1,(MCS0)_4TX

5720MHz Straddle 5.47-5.725GHz_TX

03/07/2020

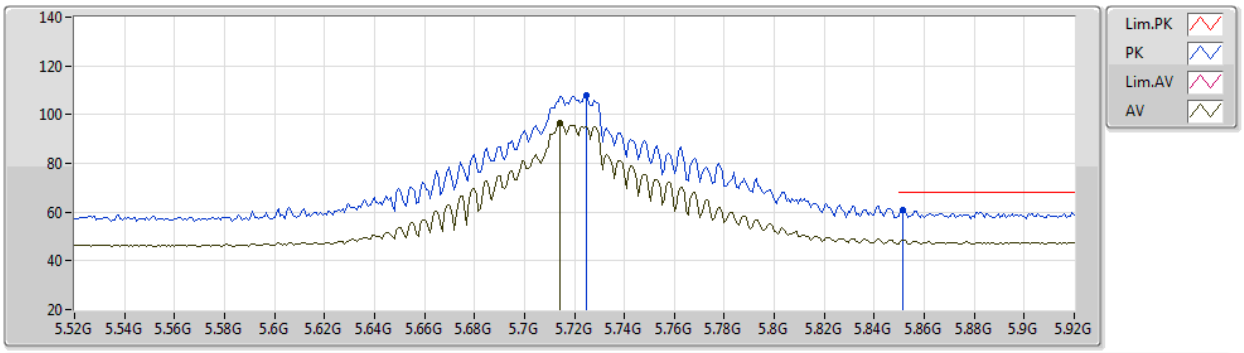

EUT X_4TX
Setting 105
01-D-G-2-10
ANT Z

Type	Freq	Level	Limit	Margin	Raw	Dist	Condition	Azimuth	Height	Comment	AF	CL	PA
	(Hz)	(dBuV/m)	(dBuV/m)	(dB)	(dBuV)	(m)		(°)	(m)		(dB)	(dB)	(dB)
PK	5.7248G	108.12	Inf	-Inf	102.36	3	Horizontal	224	1.74	-	34.07	6.36	34.67
AV	5.7144G	96.45	Inf	-Inf	90.73	3	Horizontal	224	1.74	-	34.04	6.36	34.68
PK	5.8512G	60.61	68.20	-7.59	54.25	3	Horizontal	224	1.74	-	34.56	6.43	34.63

For EUT 2 / Radio 1 / External Ant.1_Non-Beamforming Mode

802.11ax HEW40_Nss1,(MCS0)_4TX

5270MHz_TX

03/07/2020

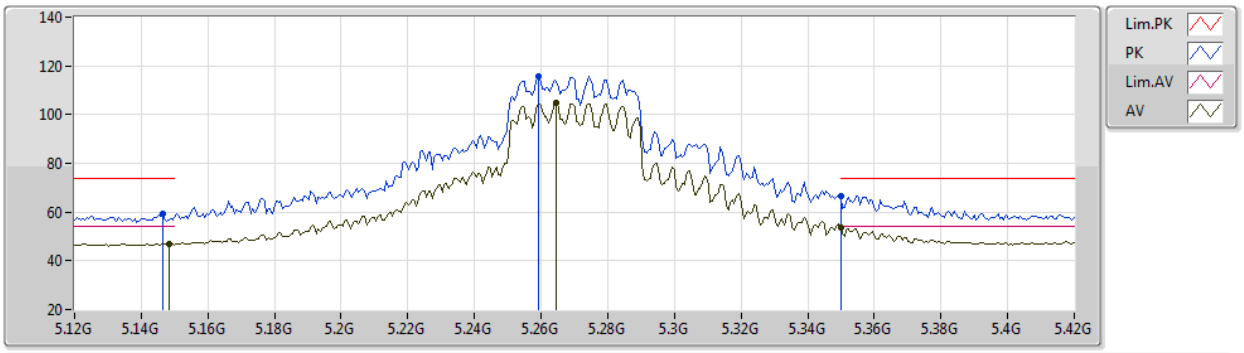

EUT X_4TX
Setting 72
01-D-G-2-10
ANT Z

Type	Freq	Level	Limit	Margin	Raw	Dist	Condition	Azimuth	Height	Comment	AF	CL	PA
	(Hz)	(dBuV/m)	(dBuV/m)	(dB)	(dBuV)	(m)		(°)	(m)		(dB)	(dB)	(dB)
PK	5.1464G	59.29	74.00	-14.71	55.25	3	Vertical	245	2.89	-	32.80	5.87	34.63
AV	5.1482G	47.02	54.00	-6.98	42.98	3	Vertical	245	2.89	-	32.80	5.87	34.63
PK	5.2592G	115.59	Inf	-Inf	111.22	3	Vertical	245	2.89	-	32.98	6.06	34.67
AV	5.2646G	104.86	Inf	-Inf	100.48	3	Vertical	245	2.89	-	32.99	6.07	34.68
PK	5.35G	66.46	74.00	-7.54	61.73	3	Vertical	245	2.89	-	33.15	6.29	34.71
AV	5.35G	53.68	54.00	-0.32	48.95	3	Vertical	245	2.89	-	33.15	6.29	34.71

For EUT 2 / Radio 1 / External Ant.1_Non-Beamforming Mode

802.11ax HEW40_Nss1,(MCS0)_4TX

5270MHz_TX

03/07/2020

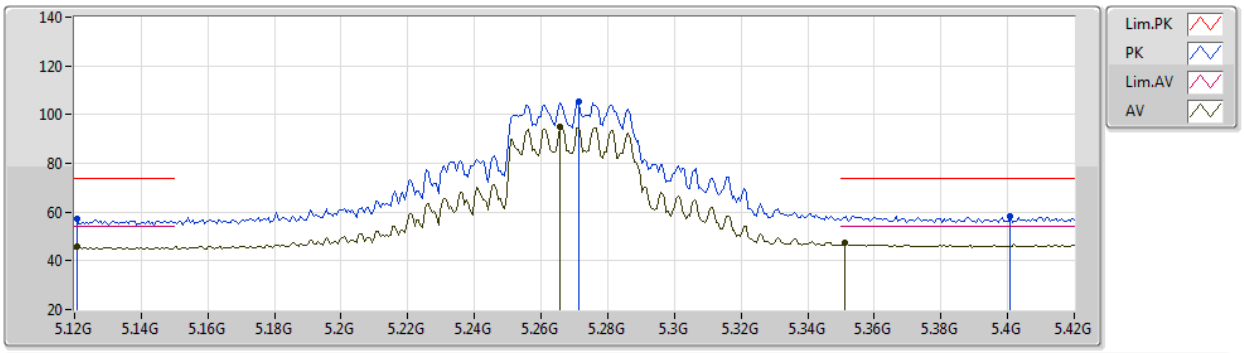

EUT X_4TX
Setting 72
01-D-G-2-10
ANT Z

Type	Freq	Level	Limit	Margin	Raw	Dist	Condition	Azimuth	Height	Comment	AF	CL	PA
	(Hz)	(dBuV/m)	(dBuV/m)	(dB)	(dBuV)	(m)		(°)	(m)		(dB)	(dB)	(dB)
PK	5.1206G	57.45	74.00	-16.55	53.42	3	Horizontal	10	2.05	-	32.80	5.86	34.63
AV	5.1206G	45.63	54.00	-8.37	41.60	3	Horizontal	10	2.05	-	32.80	5.86	34.63
PK	5.2712G	105.27	Inf	-Inf	100.85	3	Horizontal	10	2.05	-	33.01	6.09	34.68
AV	5.2658G	94.88	Inf	-Inf	90.48	3	Horizontal	10	2.05	-	33.00	6.08	34.68
PK	5.4008G	58.48	74.00	-15.52	53.60	3	Horizontal	10	2.05	-	33.20	6.40	34.72
AV	5.351G	47.24	54.00	-6.76	42.51	3	Horizontal	10	2.05	-	33.15	6.29	34.71

For EUT 2 / Radio 1 / External Ant.1_Non-Beamforming Mode

802.11ax HEW40_Nss1,(MCS0)_4TX

5310MHz_TX

03/07/2020

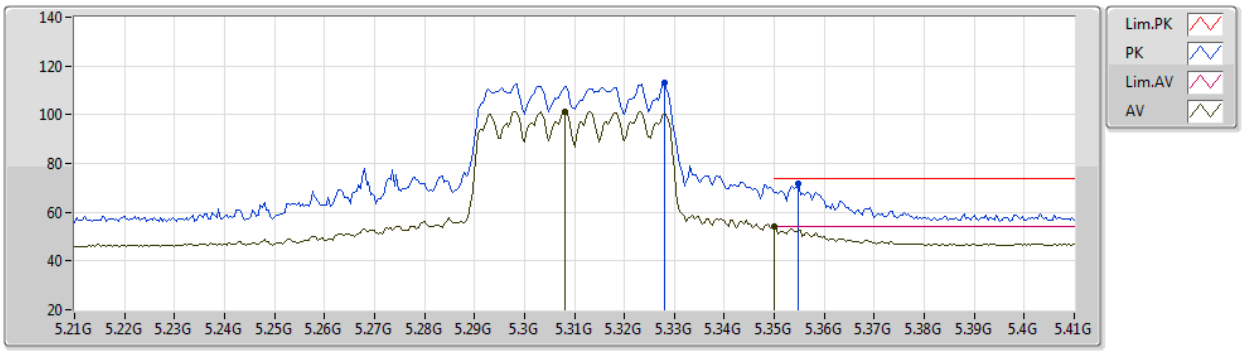

EUT X_4TX
Setting 54
01-D-G-2-10
ANT Z

Type	Freq	Level	Limit	Margin	Raw	Dist	Condition	Azimuth	Height	Comment	AF	CL	PA
	(Hz)	(dBuV/m)	(dBuV/m)	(dB)	(dBuV)	(m)		(°)	(m)		(dB)	(dB)	(dB)
PK	5.328G	112.95	Inf	-Inf	108.29	3	Vertical	7	3.00	-	33.13	6.23	34.70
AV	5.308G	101.41	Inf	-Inf	96.80	3	Vertical	7	3.00	-	33.11	6.19	34.69
PK	5.3548G	71.64	74.00	-2.36	66.90	3	Vertical	7	3.00	-	33.15	6.30	34.71
AV	5.35G	53.99	54.00	-0.01	49.25	3	Vertical	7	3.00	-	33.15	6.29	34.70

For EUT 2 / Radio 1 / External Ant.1_Non-Beamforming Mode

802.11ax HEW40_Nss1,(MCS0)_4TX

5310MHz_TX

03/07/2020

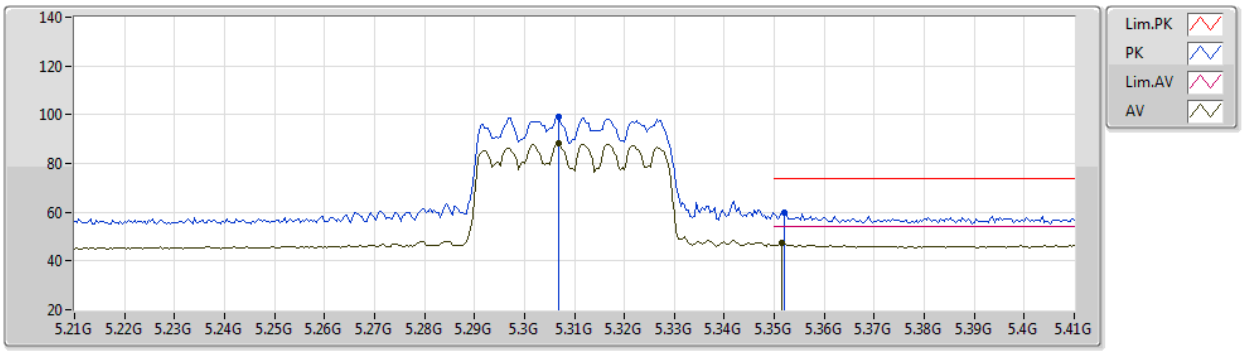

EUT X_4TX
Setting 54
01-D-G-2-10
ANT Z

Type	Freq	Level	Limit	Margin	Raw	Dist	Condition	Azimuth	Height	Comment	AF	CL	PA
	(Hz)	(dBuV/m)	(dBuV/m)	(dB)	(dBuV)	(m)		(°)	(m)		(dB)	(dB)	(dB)
PK	5.3068G	99.17	Inf	-Inf	94.56	3	Horizontal	318	1.91	-	33.11	6.19	34.69
AV	5.3068G	88.08	Inf	-Inf	83.47	3	Horizontal	318	1.91	-	33.11	6.19	34.69
PK	5.352G	59.72	74.00	-14.28	54.99	3	Horizontal	318	1.91	-	33.15	6.29	34.71
AV	5.3516G	47.22	54.00	-6.78	42.49	3	Horizontal	318	1.91	-	33.15	6.29	34.71

For EUT 2 / Radio 1 / External Ant.1_Non-Beamforming Mode

802.11ax HEW40_Nss1,(MCS0)_4TX

5510MHz_TX

03/07/2020

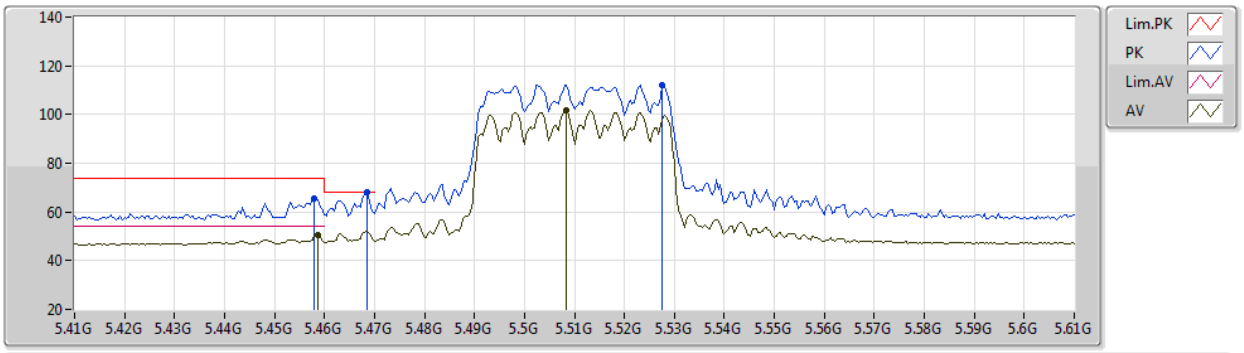

EUT X_4TX
Setting 54
01-D-G-2-10
ANT Z

Type	Freq	Level	Limit	Margin	Raw	Dist	Condition	Azimuth	Height	Comment	AF	CL	PA
	(Hz)	(dBuV/m)	(dBuV/m)	(dB)	(dBuV)	(m)		(°)	(m)		(dB)	(dB)	(dB)
PK	5.458G	65.63	74.00	-8.37	60.45	3	Vertical	11	2.31	-	33.55	6.37	34.74
AV	5.4588G	50.48	54.00	-3.52	45.30	3	Vertical	11	2.31	-	33.55	6.37	34.74
PK	5.4684G	68.00	68.20	-0.20	62.77	3	Vertical	11	2.31	-	33.61	6.37	34.75
PK	5.5276G	112.14	Inf	-Inf	106.69	3	Vertical	11	2.31	-	33.86	6.34	34.75
AV	5.5084G	101.56	Inf	-Inf	96.15	3	Vertical	11	2.31	-	33.82	6.35	34.76

For EUT 2 / Radio 1 / External Ant.1_Non-Beamforming Mode

802.11ax HEW40_Nss1,(MCS0)_4TX

5510MHz_TX

03/07/2020

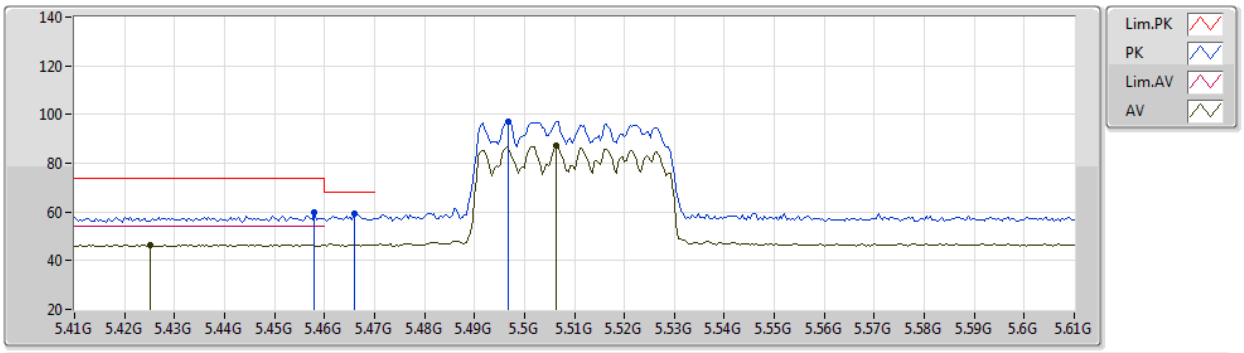

EUT X_4TX
Setting 54
01-D-G-2-10
ANT Z

Type	Freq	Level	Limit	Margin	Raw	Dist	Condition	Azimuth	Height	Comment	AF	CL	PA
	(Hz)	(dBuV/m)	(dBuV/m)	(dB)	(dBuV)	(m)		(°)	(m)		(dB)	(dB)	(dB)
PK	5.458G	59.88	74.00	-14.12	54.70	3	Horizontal	315	1.80	-	33.55	6.37	34.74
AV	5.4252G	46.56	54.00	-7.44	41.55	3	Horizontal	315	1.80	-	33.35	6.39	34.73
PK	5.466G	59.38	68.20	-8.82	54.16	3	Horizontal	315	1.80	-	33.60	6.37	34.75
PK	5.4968G	97.12	Inf	-Inf	91.75	3	Horizontal	315	1.80	-	33.78	6.35	34.76
AV	5.5064G	87.01	Inf	-Inf	81.61	3	Horizontal	315	1.80	-	33.81	6.35	34.76

For EUT 2 / Radio 1 / External Ant.1_Non-Beamforming Mode

802.11ax HEW40_Nss1,(MCS0)_4TX

5550MHz_TX

03/07/2020

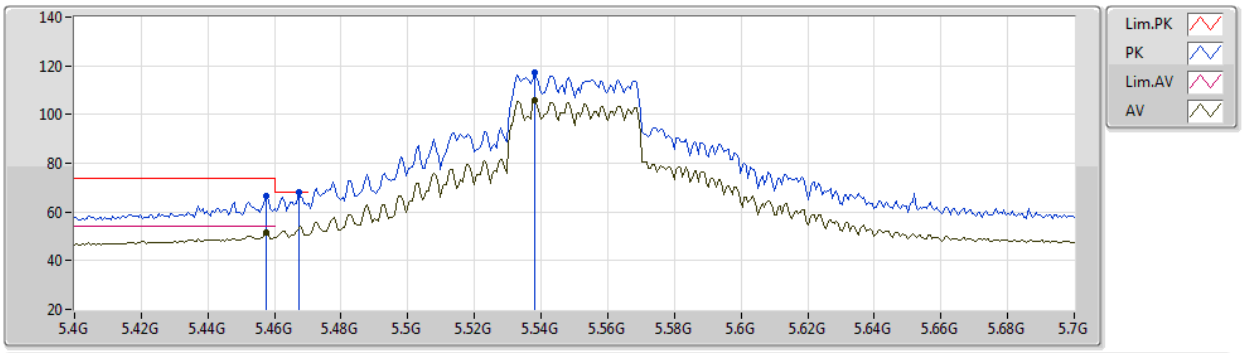

EUT X_4TX
Setting 75
01-D-G-2-10
ANT Z

Type	Freq	Level	Limit	Margin	Raw	Dist	Condition	Azimuth	Height	Comment	AF	CL	PA
	(Hz)	(dBuV/m)	(dBuV/m)	(dB)	(dBuV)	(m)		(°)	(m)		(dB)	(dB)	(dB)
PK	5.4576G	66.47	74.00	-7.53	61.29	3	Vertical	9	2.50	-	33.55	6.37	34.74
AV	5.4576G	51.34	54.00	-2.66	46.16	3	Vertical	9	2.50	-	33.55	6.37	34.74
PK	5.4672G	68.01	68.20	-0.19	62.79	3	Vertical	9	2.50	-	33.60	6.37	34.75
PK	5.538G	117.04	Inf	-Inf	111.57	3	Vertical	9	2.50	-	33.88	6.33	34.74
AV	5.538G	105.92	Inf	-Inf	100.45	3	Vertical	9	2.50	-	33.88	6.33	34.74

For EUT 2 / Radio 1 / External Ant.1_Non-Beamforming Mode

802.11ax HEW40_Nss1,(MCS0)_4TX

5550MHz_TX

03/07/2020

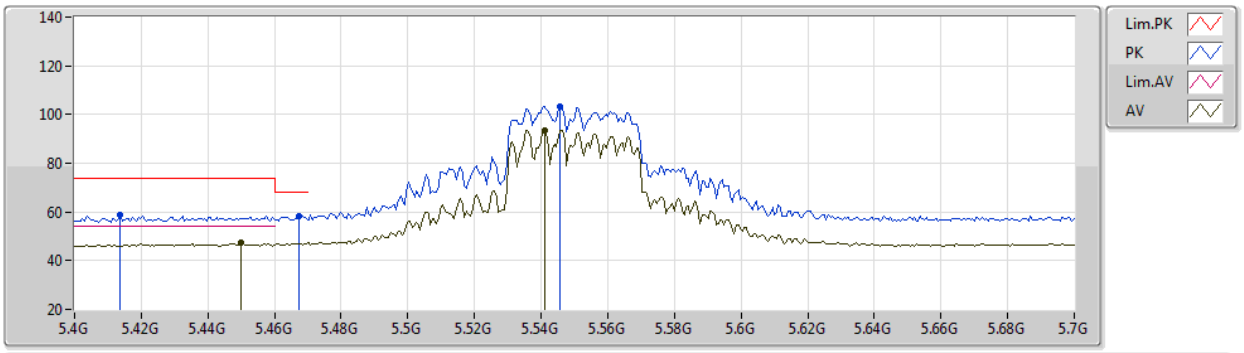

EUT X_4TX
Setting 75
01-D-G-2-10
ANT Z

Type	Freq	Level	Limit	Margin	Raw	Dist	Condition	Azimuth	Height	Comment	AF	CL	PA
	(Hz)	(dBuV/m)	(dBuV/m)	(dB)	(dBuV)	(m)		(°)	(m)		(dB)	(dB)	(dB)
PK	5.4138G	58.68	74.00	-15.32	53.74	3	Horizontal	17	2.18	-	33.28	6.39	34.73
PK	5.4672G	58.18	68.20	-10.02	52.96	3	Horizontal	17	2.18	-	33.60	6.37	34.75
AV	5.4498G	47.26	54.00	-6.74	42.12	3	Horizontal	17	2.18	-	33.50	6.38	34.74
PK	5.5458G	103.32	Inf	-Inf	97.84	3	Horizontal	17	2.18	-	33.89	6.33	34.74
AV	5.541G	93.43	Inf	-Inf	87.96	3	Horizontal	17	2.18	-	33.88	6.33	34.74

For EUT 2 / Radio 1 / External Ant.1_Non-Beamforming Mode

802.11ax HEW40_Nss1,(MCS0)_4TX

5670MHz_TX

03/07/2020

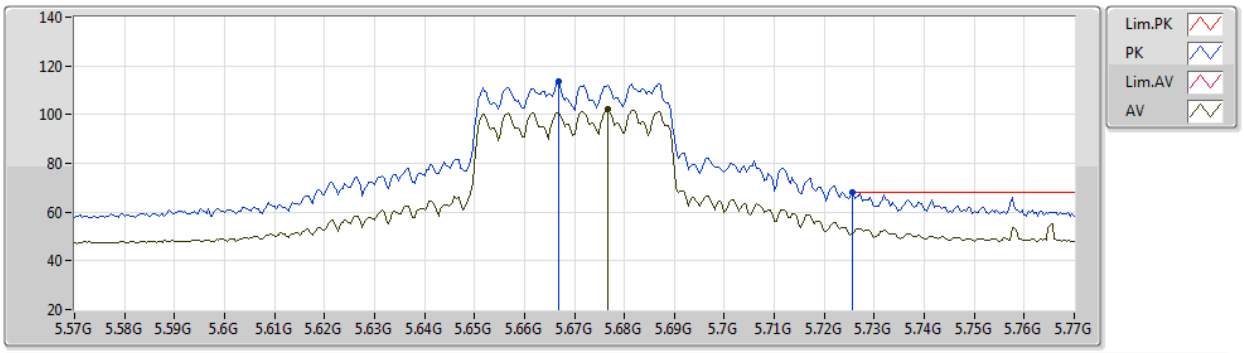

EUT X_4TX
Setting 62
01-D-G-2-10
ANT Z

Type	Freq	Level	Limit	Margin	Raw	Dist	Condition	Azimuth	Height	Comment	AF	CL	PA
	(Hz)	(dBuV/m)	(dBuV/m)	(dB)	(dBuV)	(m)		(°)	(m)		(dB)	(dB)	(dB)
PK	5.6668G	113.79	Inf	-Inf	108.15	3	Vertical	335	3.00	-	34.00	6.33	34.69
AV	5.6768G	102.06	Inf	-Inf	96.41	3	Vertical	335	3.00	-	34.00	6.34	34.69
PK	5.7256G	68.12	68.20	-0.08	62.35	3	Vertical	335	3.00	-	34.08	6.36	34.67

For EUT 2 / Radio 1 / External Ant.1_Non-Beamforming Mode

802.11ax HEW40_Nss1,(MCS0)_4TX

5670MHz_TX

03/07/2020

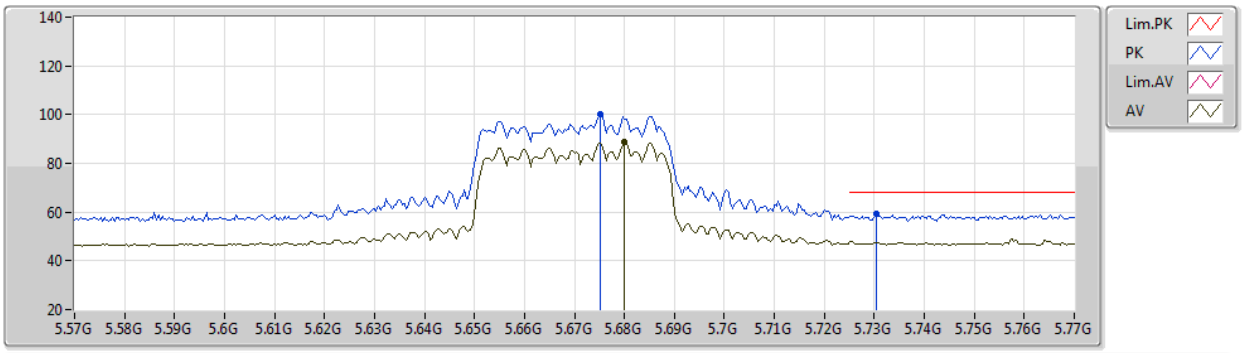

EUT X_4TX
Setting 62
01-D-G-2-10
ANT Z

Type	Freq	Level	Limit	Margin	Raw	Dist	Condition	Azimuth	Height	Comment	AF	CL	PA
	(Hz)	(dBuV/m)	(dBuV/m)	(dB)	(dBuV)	(m)		(°)	(m)		(dB)	(dB)	(dB)
PK	5.6752G	100.05	Inf	-Inf	94.40	3	Horizontal	221	2.16	-	34.00	6.34	34.69
AV	5.68G	88.57	Inf	-Inf	82.92	3	Horizontal	221	2.16	-	34.00	6.34	34.69
PK	5.7304G	59.08	68.20	-9.12	53.29	3	Horizontal	221	2.16	-	34.09	6.37	34.67

For EUT 2 / Radio 1 / External Ant.1_Non-Beamforming Mode

802.11ax HEW40_Nss1,(MCS0)_4TX

5710MHz Straddle 5.47-5.725GHz_TX

03/07/2020

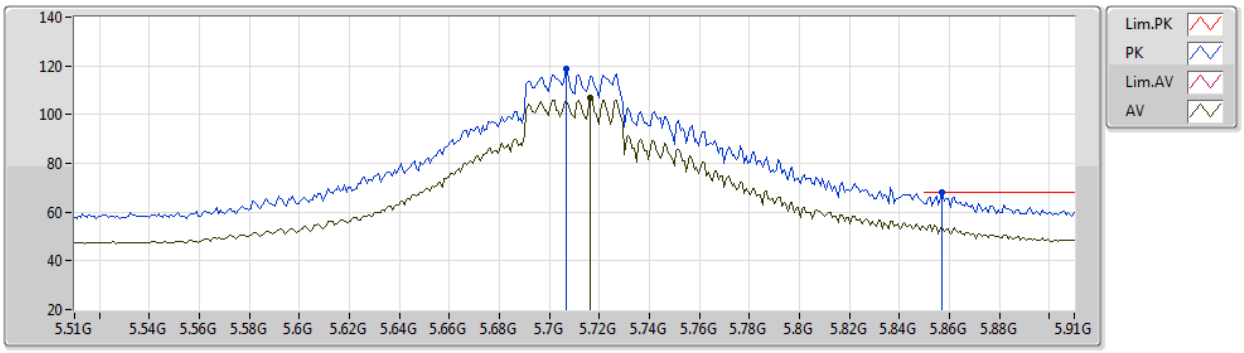

EUT X_4TX
Setting 93
01-D-G-2-10
ANT Z

Type	Freq	Level	Limit	Margin	Raw	Dist	Condition	Azimuth	Height	Comment	AF	CL	PA
	(Hz)	(dBuV/m)	(dBuV/m)	(dB)	(dBuV)	(m)		(°)	(m)		(dB)	(dB)	(dB)
PK	5.7068G	118.69	Inf	-Inf	113.00	3	Vertical	338	2.15	-	34.02	6.35	34.68
AV	5.7164G	106.66	Inf	-Inf	100.93	3	Vertical	338	2.15	-	34.05	6.36	34.68
PK	5.8572G	67.94	68.20	-0.26	61.55	3	Vertical	338	2.15	-	34.59	6.43	34.63

For EUT 2 / Radio 1 / External Ant.1_Non-Beamforming Mode

802.11ax HEW40_Nss1,(MCS0)_4TX

5710MHz Straddle 5.47-5.725GHz_TX

03/07/2020

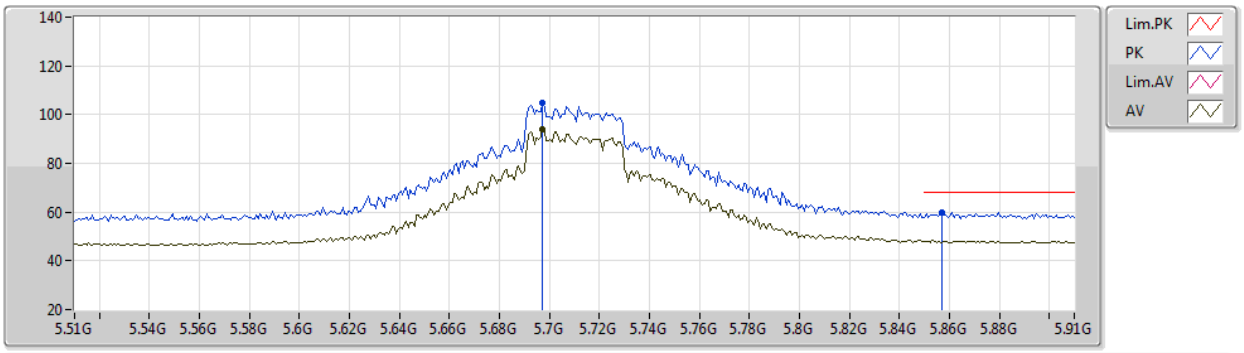

EUT X_4TX
Setting 93
01-D-G-2-10
ANT Z

Type	Freq	Level	Limit	Margin	Raw	Dist	Condition	Azimuth	Height	Comment	AF	CL	PA
	(Hz)	(dBuV/m)	(dBuV/m)	(dB)	(dBuV)	(m)		(°)	(m)		(dB)	(dB)	(dB)
PK	5.6972G	104.64	Inf	-Inf	98.97	3	Horizontal	219	2.17	-	34.00	6.35	34.68
AV	5.6972G	93.81	Inf	-Inf	88.14	3	Horizontal	219	2.17	-	34.00	6.35	34.68
PK	5.8572G	60.07	68.20	-8.13	53.68	3	Horizontal	219	2.17	-	34.59	6.43	34.63

For EUT 2 / Radio 1 / External Ant.1_Non-Beamforming Mode

802.11ax HEW80_Nss1,(MCS0)_4TX

5290MHz_TX

03/07/2020

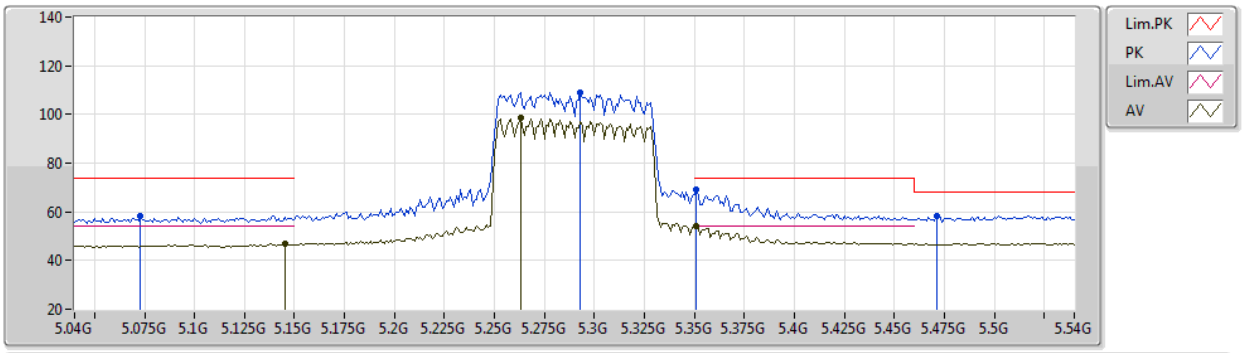

EUT X_4TX
Setting 53
01-D-G-2-10
ANT Z

Type	Freq	Level	Limit	Margin	Raw	Dist	Condition	Azimuth	Height	Comment	AF	CL	PA
	(Hz)	(dBuV/m)	(dBuV/m)	(dB)	(dBuV)	(m)		(°)	(m)		(dB)	(dB)	(dB)
PK	5.073G	58.15	74.00	-15.85	54.09	3	Vertical	3	2.93	-	32.83	5.84	34.61
AV	5.145G	46.74	54.00	-7.26	42.70	3	Vertical	3	2.93	-	32.80	5.87	34.63
PK	5.293G	109.03	Inf	-Inf	104.49	3	Vertical	3	2.93	-	33.08	6.15	34.69
AV	5.263G	98.59	Inf	-Inf	94.21	3	Vertical	3	2.93	-	32.99	6.07	34.68
PK	5.351G	69.08	74.00	-4.92	64.35	3	Vertical	3	2.93	-	33.15	6.29	34.71
AV	5.351G	53.92	54.00	-0.08	49.19	3	Vertical	3	2.93	-	33.15	6.29	34.71
PK	5.471G	58.25	68.20	-9.95	53.01	3	Vertical	3	2.93	-	33.63	6.36	34.75

For EUT 2 / Radio 1 / External Ant.1_Non-Beamforming Mode

802.11ax HEW80_Nss1,(MCS0)_4TX

5290MHz_TX

03/07/2020

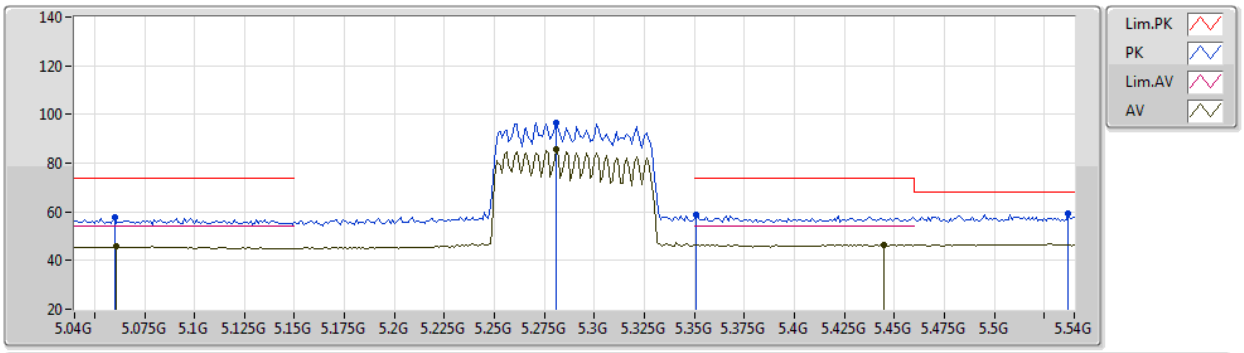

EUT X_4TX
Setting 53
01-D-G-2-10
ANT Z

Type	Freq	Level	Limit	Margin	Raw	Dist	Condition	Azimuth	Height	Comment	AF	CL	PA
	(Hz)	(dBuV/m)	(dBuV/m)	(dB)	(dBuV)	(m)		(°)	(m)		(dB)	(dB)	(dB)
PK	5.06G	57.75	74.00	-16.25	53.68	3	Horizontal	10	2.13	-	32.84	5.83	34.60
AV	5.061G	45.76	54.00	-8.24	41.69	3	Horizontal	10	2.13	-	32.84	5.83	34.60
PK	5.281G	96.76	Inf	-Inf	92.28	3	Horizontal	10	2.13	-	33.04	6.12	34.68
AV	5.281G	85.64	Inf	-Inf	81.16	3	Horizontal	10	2.13	-	33.04	6.12	34.68
PK	5.351G	58.88	74.00	-15.12	54.15	3	Horizontal	10	2.13	-	33.15	6.29	34.71
AV	5.445G	46.61	54.00	-7.39	41.50	3	Horizontal	10	2.13	-	33.47	6.38	34.74
PK	5.537G	59.06	68.20	-9.14	53.61	3	Horizontal	10	2.13	-	33.87	6.33	34.75

For EUT 2 / Radio 1 / External Ant.1_Non-Beamforming Mode

802.11ax HEW80_Nss1,(MCS0)_4TX

5530MHz_TX

03/07/2020

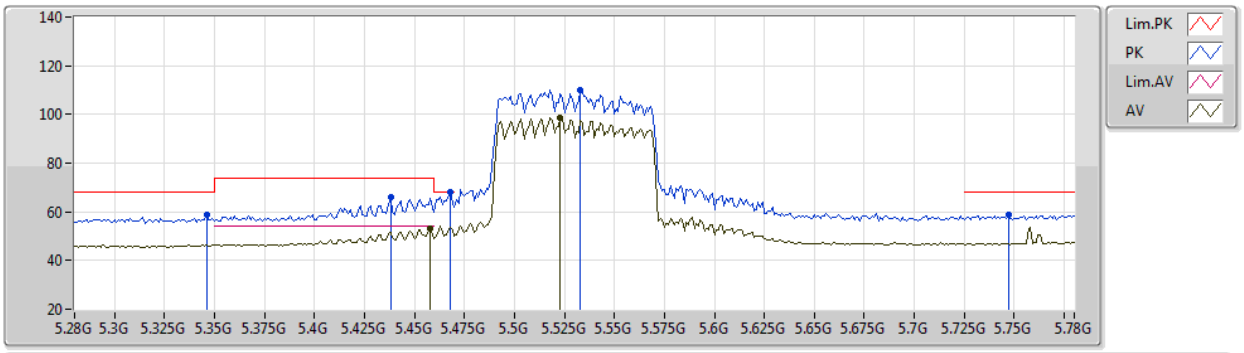

EUT X_4TX
Setting 55
01-D-G-2-10
ANT Z

Type	Freq	Level	Limit	Margin	Raw	Dist	Condition	Azimuth	Height	Comment	AF	CL	PA
	(Hz)	(dBuV/m)	(dBuV/m)	(dB)	(dBuV)	(m)		(°)	(m)		(dB)	(dB)	(dB)
PK	5.346G	59.01	68.20	-9.19	54.28	3	Vertical	9	2.39	-	33.15	6.28	34.70
PK	5.438G	65.88	74.00	-8.12	60.81	3	Vertical	9	2.39	-	33.43	6.38	34.74
PK	5.468G	67.85	68.20	-0.35	62.62	3	Vertical	9	2.39	-	33.61	6.37	34.75
AV	5.458G	53.17	54.00	-0.83	47.99	3	Vertical	9	2.39	-	33.55	6.37	34.74
PK	5.533G	110.15	Inf	-Inf	104.70	3	Vertical	9	2.39	-	33.87	6.33	34.75
AV	5.523G	98.75	Inf	-Inf	93.31	3	Vertical	9	2.39	-	33.85	6.34	34.75
PK	5.747G	58.67	68.20	-9.53	52.83	3	Vertical	9	2.39	-	34.14	6.37	34.67

For EUT 2 / Radio 1 / External Ant.1_Non-Beamforming Mode

802.11ax HEW80_Nss1,(MCS0)_4TX

5530MHz_TX

03/07/2020

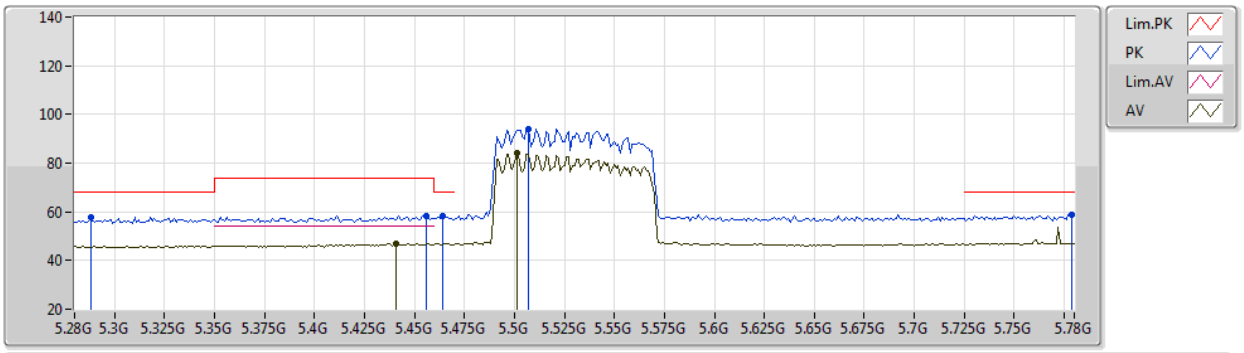

EUT X_4TX
Setting 55
01-D-G-2-10
ANT Z

Type	Freq	Level	Limit	Margin	Raw	Dist	Condition	Azimuth	Height	Comment	AF	CL	PA
	(Hz)	(dBuV/m)	(dBuV/m)	(dB)	(dBuV)	(m)		(°)	(m)		(dB)	(dB)	(dB)
PK	5.288G	57.93	68.20	-10.27	53.42	3	Horizontal	315	1.87	-	33.06	6.14	34.69
PK	5.456G	58.50	74.00	-15.50	53.33	3	Horizontal	315	1.87	-	33.54	6.37	34.74
AV	5.441G	46.85	54.00	-7.15	41.76	3	Horizontal	315	1.87	-	33.45	6.38	34.74
PK	5.464G	58.05	68.20	-10.15	52.85	3	Horizontal	315	1.87	-	33.58	6.37	34.75
PK	5.507G	93.99	Inf	-Inf	88.59	3	Horizontal	315	1.87	-	33.81	6.35	34.76
AV	5.501G	84.20	Inf	-Inf	78.81	3	Horizontal	315	1.87	-	33.80	6.35	34.76
PK	5.779G	58.88	68.20	-9.32	52.91	3	Horizontal	315	1.87	-	34.24	6.39	34.66

For EUT 2 / Radio 1 / External Ant.1_Non-Beamforming Mode

802.11ax HEW80_Nss1,(MCS0)_4TX

5610MHz_TX

03/07/2020

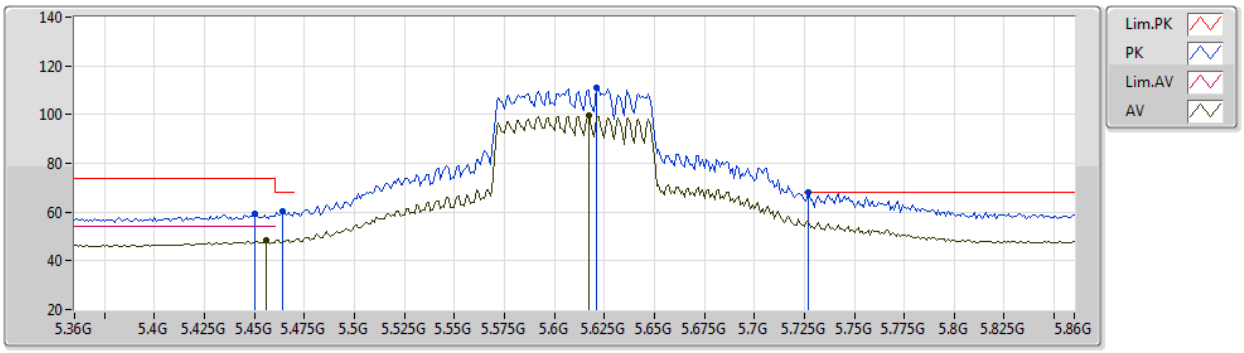

EUT X_4TX
Setting 71
01-D-G-2-10
ANT Z

Type	Freq	Level	Limit	Margin	Raw	Dist	Condition	Azimuth	Height	Comment	AF	CL	PA
	(Hz)	(dBuV/m)	(dBuV/m)	(dB)	(dBuV)	(m)		(°)	(m)		(dB)	(dB)	(dB)
PK	5.45G	59.36	74.00	-14.64	54.23	3	Vertical	336	3.00	-	33.50	6.37	34.74
AV	5.456G	48.35	54.00	-5.65	43.18	3	Vertical	336	3.00	-	33.54	6.37	34.74
PK	5.464G	60.22	68.20	-7.98	55.02	3	Vertical	336	3.00	-	33.58	6.37	34.75
PK	5.621G	110.89	Inf	-Inf	105.29	3	Vertical	336	3.00	-	34.00	6.31	34.71
AV	5.617G	99.45	Inf	-Inf	93.85	3	Vertical	336	3.00	-	34.00	6.31	34.71
PK	5.727G	68.08	68.20	-0.12	62.31	3	Vertical	336	3.00	-	34.08	6.36	34.67

For EUT 2 / Radio 1 / External Ant.1_Non-Beamforming Mode

802.11ax HEW80_Nss1,(MCS0)_4TX

5610MHz_TX

03/07/2020

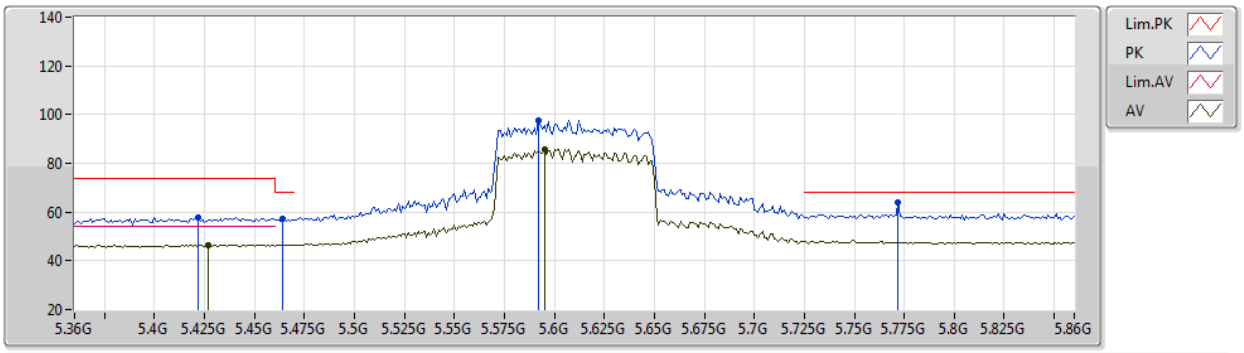

EUT X_4TX
Setting 71
01-D-G-2-10
ANT Z

Type	Freq	Level	Limit	Margin	Raw	Dist	Condition	Azimuth	Height	Comment	AF	CL	PA
	(Hz)	(dBuV/m)	(dBuV/m)	(dB)	(dBuV)	(m)		(°)	(m)		(dB)	(dB)	(dB)
PK	5.422G	57.93	74.00	-16.07	52.94	3	Horizontal	216	1.80	-	33.33	6.39	34.73
AV	5.427G	46.50	54.00	-7.50	41.48	3	Horizontal	216	1.80	-	33.36	6.39	34.73
PK	5.464G	57.33	68.20	-10.87	52.13	3	Horizontal	216	1.80	-	33.58	6.37	34.75
PK	5.592G	97.64	Inf	-Inf	92.08	3	Horizontal	216	1.80	-	33.98	6.30	34.72
AV	5.595G	85.83	Inf	-Inf	80.26	3	Horizontal	216	1.80	-	33.99	6.30	34.72
PK	5.772G	63.89	68.20	-4.31	57.94	3	Horizontal	216	1.80	-	34.22	6.39	34.66

For EUT 2 / Radio 1 / External Ant.1_Non-Beamforming Mode

802.11ax HEW80_Nss1,(MCS0)_4TX

5690MHz Straddle 5.47-5.725GHz_TX

03/07/2020

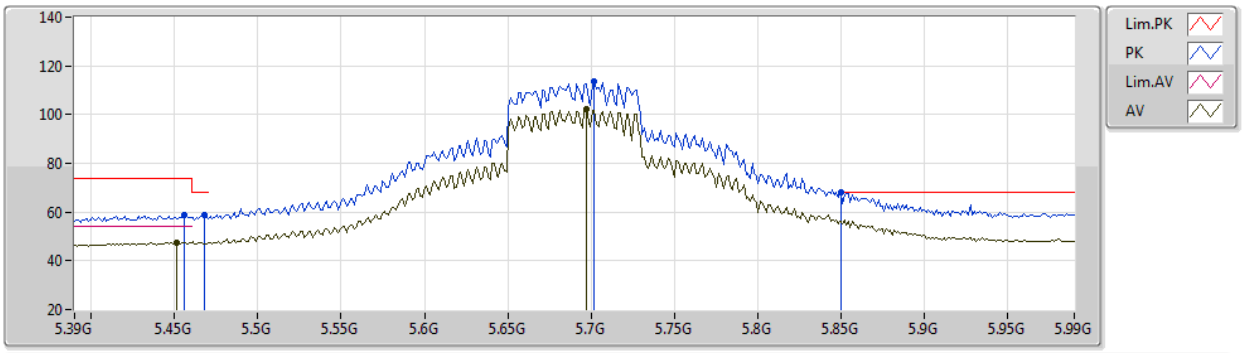

EUT X_4TX
Setting 80
01-D-G-2-10
ANT Z

Type	Freq	Level	Limit	Margin	Raw	Dist	Condition	Azimuth	Height	Comment	AF	CL	PA
	(Hz)	(dBuV/m)	(dBuV/m)	(dB)	(dBuV)	(m)		(°)	(m)		(dB)	(dB)	(dB)
PK	5.456G	58.55	74.00	-15.45	53.38	3	Vertical	338	2.01	-	33.54	6.37	34.74
AV	5.4512G	47.46	54.00	-6.54	42.32	3	Vertical	338	2.01	-	33.51	6.37	34.74
PK	5.468G	58.82	68.20	-9.38	53.59	3	Vertical	338	2.01	-	33.61	6.37	34.75
PK	5.702G	113.72	Inf	-Inf	108.04	3	Vertical	338	2.01	-	34.01	6.35	34.68
AV	5.6972G	102.08	Inf	-Inf	96.41	3	Vertical	338	2.01	-	34.00	6.35	34.68
PK	5.85G	68.16	68.20	-0.04	61.81	3	Vertical	338	2.01	-	34.55	6.43	34.63

For EUT 2 / Radio 1 / External Ant.1_Non-Beamforming Mode

802.11ax HEW80_Nss1,(MCS0)_4TX

5690MHz Straddle 5.47-5.725GHz_TX

03/07/2020

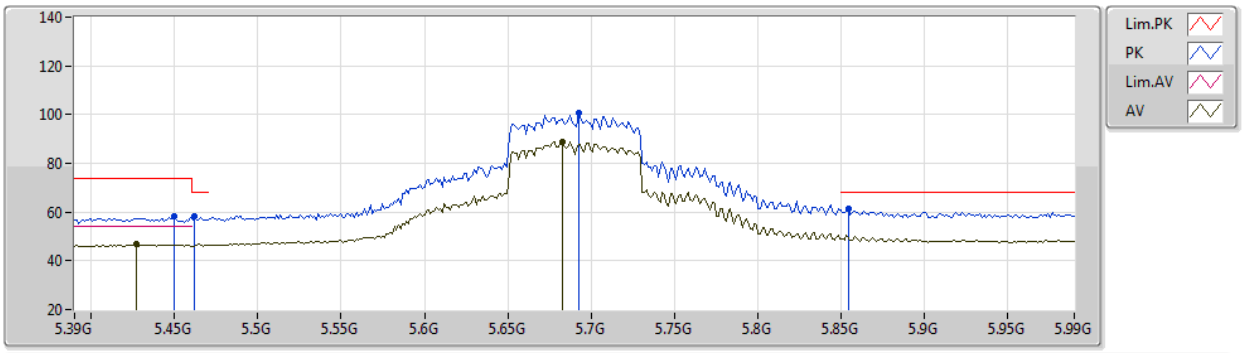

EUT X_4TX
Setting 80
01-D-G-2-10
ANT Z

Type	Freq	Level	Limit	Margin	Raw	Dist	Condition	Azimuth	Height	Comment	AF	CL	PA
	(Hz)	(dBuV/m)	(dBuV/m)	(dB)	(dBuV)	(m)		(°)	(m)		(dB)	(dB)	(dB)
PK	5.45G	58.03	74.00	-15.97	52.90	3	Horizontal	220	1.80	-	33.50	6.37	34.74
AV	5.4272G	46.66	54.00	-7.34	41.64	3	Horizontal	220	1.80	-	33.36	6.39	34.73
PK	5.462G	58.18	68.20	-10.02	52.98	3	Horizontal	220	1.80	-	33.57	6.37	34.74
PK	5.6924G	100.80	Inf	-Inf	95.13	3	Horizontal	220	1.80	-	34.00	6.35	34.68
AV	5.6828G	88.62	Inf	-Inf	82.97	3	Horizontal	220	1.80	-	34.00	6.34	34.69
PK	5.8544G	61.47	68.20	-6.73	55.10	3	Horizontal	220	1.80	-	34.57	6.43	34.63

For EUT 2 / Radio 3 / External Ant.1_Non-Beamforming Mode
Summary

Mode	Result	Type	Freq (Hz)	Level (dBuV/m)	Limit (dBuV/m)	Margin (dB)	Dist (m)	Condition	Azimuth (°)	Height (m)	Comments
5.25-5.35GHz	-	-	-	-	-	-	-	-	-	-	-
802.11a_Nss1,(6Mbps)_2TX	Pass	AV	5.35G	53.99	54.00	-0.01	3	Vertical	3	2.67	-
802.11ax HEW20_Nss1,(MCS0)_2TX	Pass	AV	5.3516G	53.75	54.00	-0.25	3	Vertical	360	2.64	-
802.11ax HEW40_Nss1,(MCS0)_2TX	Pass	AV	5.35G	53.47	54.00	-0.53	3	Vertical	344	2.14	-
802.11ax HEW80_Nss1,(MCS0)_2TX	Pass	AV	5.3508G	53.78	54.00	-0.22	3	Vertical	344	2.15	-
5.47-5.725GHz	-	-	-	-	-	-	-	-	-	-	-
802.11a_Nss1,(6Mbps)_2TX	Pass	PK	5.4696G	68.10	68.20	-0.10	3	Vertical	357	2.23	-
802.11ax HEW20_Nss1,(MCS0)_2TX	Pass	PK	5.4696G	67.83	68.20	-0.37	3	Vertical	356	2.17	-
802.11ax HEW40_Nss1,(MCS0)_2TX	Pass	PK	5.7252G	68.12	68.20	-0.08	3	Vertical	331	2.07	-
802.11ax HEW80_Nss1,(MCS0)_2TX	Pass	PK	5.8508G	67.93	68.20	-0.27	3	Vertical	329	3.00	-

For EUT 2 / Radio 3 / External Ant.1_Non-Beamforming Mode

802.11a_Nss1,(6Mbps)_2TX

5260MHz_TX

07/07/2020

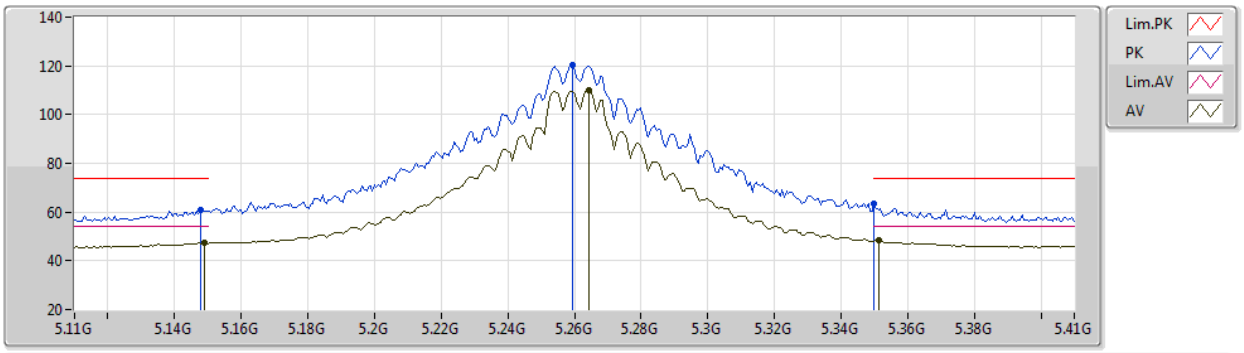

EUT X_2TX
Setting 108
01-D-G-2-10

Type	Freq	Level	Limit	Margin	Raw	Dist	Condition	Azimuth	Height	Comment	AF	CL	PA
	(Hz)	(dBuV/m)	(dBuV/m)	(dB)	(dBuV)	(m)		(°)	(m)		(dB)	(dB)	(dB)
PK	5.1478G	60.94	74.00	-13.06	56.90	3	Vertical	5	2.50	-	32.80	5.87	34.63
AV	5.149G	47.33	54.00	-6.67	43.29	3	Vertical	5	2.50	-	32.80	5.87	34.63
PK	5.2594G	120.39	Inf	-Inf	116.02	3	Vertical	5	2.50	-	32.98	6.06	34.67
AV	5.2642G	110.09	Inf	-Inf	105.71	3	Vertical	5	2.50	-	32.99	6.07	34.68
PK	5.35G	63.27	74.00	-10.73	58.53	3	Vertical	5	2.50	-	33.15	6.29	34.70
AV	5.3512G	48.42	54.00	-5.58	43.69	3	Vertical	5	2.50	-	33.15	6.29	34.71

For EUT 2 / Radio 3 / External Ant.1_Non-Beamforming Mode

802.11a_Nss1,(6Mbps)_2TX

5260MHz_TX

07/07/2020

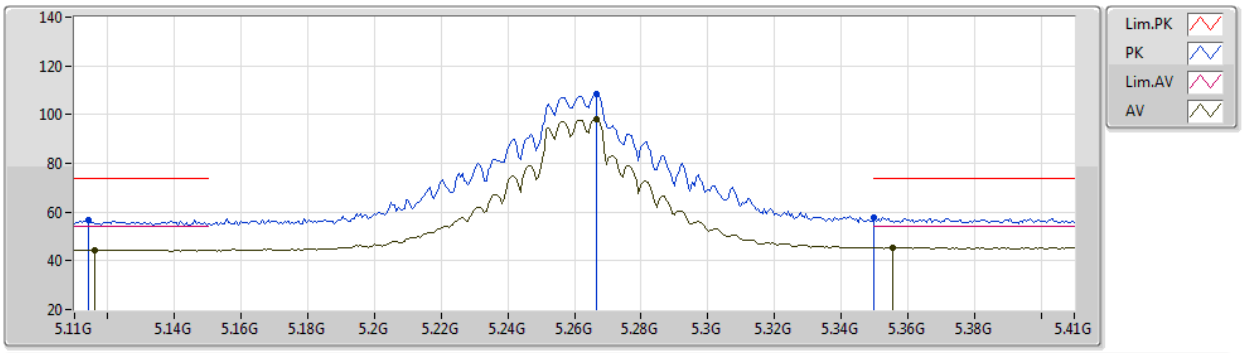

EUT X_2TX
Setting 108
01-D-G-2-10

Type	Freq	Level	Limit	Margin	Raw	Dist	Condition	Azimuth	Height	Comment	AF	CL	PA
	(Hz)	(dBuV/m)	(dBuV/m)	(dB)	(dBuV)	(m)		(°)	(m)		(dB)	(dB)	(dB)
PK	5.1142G	56.66	74.00	-17.34	52.62	3	Horizontal	280	3.00	-	32.80	5.86	34.62
AV	5.116G	44.54	54.00	-9.46	40.50	3	Horizontal	280	3.00	-	32.80	5.86	34.62
PK	5.2666G	108.33	Inf	-Inf	103.93	3	Horizontal	280	3.00	-	33.00	6.08	34.68
AV	5.2666G	98.19	Inf	-Inf	93.79	3	Horizontal	280	3.00	-	33.00	6.08	34.68
PK	5.35G	57.86	74.00	-16.14	53.12	3	Horizontal	280	3.00	-	33.15	6.29	34.70
AV	5.3554G	45.55	54.00	-8.45	40.80	3	Horizontal	280	3.00	-	33.16	6.30	34.71

For EUT 2 / Radio 3 / External Ant.1_Non-Beamforming Mode

802.11a_Nss1,(6Mbps)_2TX

5300MHz_TX

07/07/2020

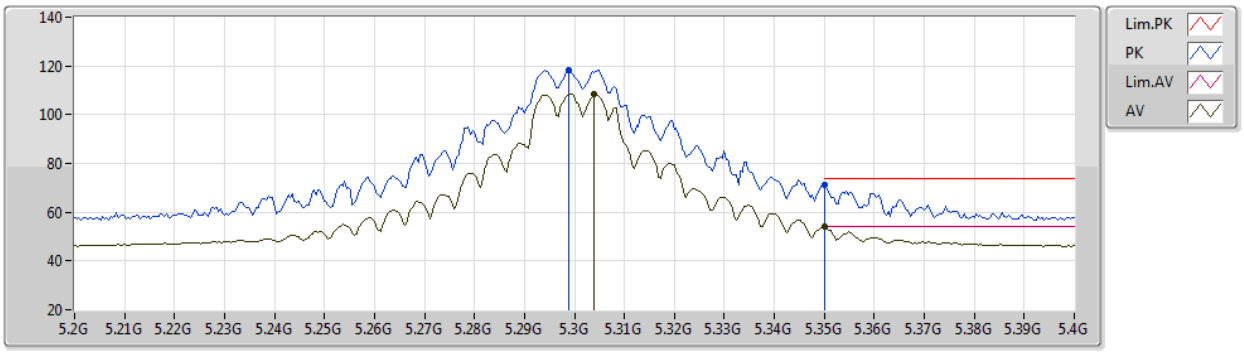

EUT X_2TX
Setting 95
01-D-G-2-10

Type	Freq	Level	Limit	Margin	Raw	Dist	Condition	Azimuth	Height	Comment	AF	CL	PA
	(Hz)	(dBuV/m)	(dBuV/m)	(dB)	(dBuV)	(m)		(°)	(m)		(dB)	(dB)	(dB)
PK	5.2988G	118.05	Inf	-Inf	113.47	3	Vertical	3	2.67	-	33.10	6.17	34.69
AV	5.304G	108.33	Inf	-Inf	103.74	3	Vertical	3	2.67	-	33.10	6.18	34.69
PK	5.35G	71.44	74.00	-2.56	66.70	3	Vertical	3	2.67	-	33.15	6.29	34.70
AV	5.35G	53.99	54.00	-0.01	49.25	3	Vertical	3	2.67	-	33.15	6.29	34.70

For EUT 2 / Radio 3 / External Ant.1_Non-Beamforming Mode

802.11a_Nss1,(6Mbps)_2TX

5300MHz_TX

07/07/2020

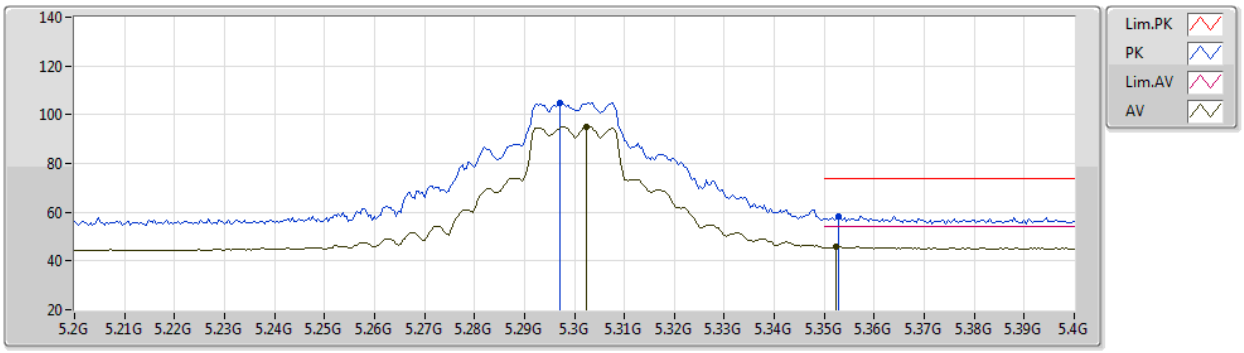

EUT X_2TX
Setting 95
01-D-G-2-10

Type	Freq	Level	Limit	Margin	Raw	Dist	Condition	Azimuth	Height	Comment	AF	CL	PA
	(Hz)	(dBuV/m)	(dBuV/m)	(dB)	(dBuV)	(m)		(°)	(m)		(dB)	(dB)	(dB)
PK	5.2972G	104.87	Inf	-Inf	100.31	3	Horizontal	342	2.09	-	33.09	6.16	34.69
AV	5.3024G	95.18	Inf	-Inf	90.59	3	Horizontal	342	2.09	-	33.10	6.18	34.69
PK	5.3528G	58.53	74.00	-15.47	53.80	3	Horizontal	342	2.09	-	33.15	6.29	34.71
AV	5.3524G	45.80	54.00	-8.20	41.07	3	Horizontal	342	2.09	-	33.15	6.29	34.71

For EUT 2 / Radio 3 / External Ant.1_Non-Beamforming Mode

802.11a_Nss1,(6Mbps)_2TX

5320MHz_TX

07/07/2020

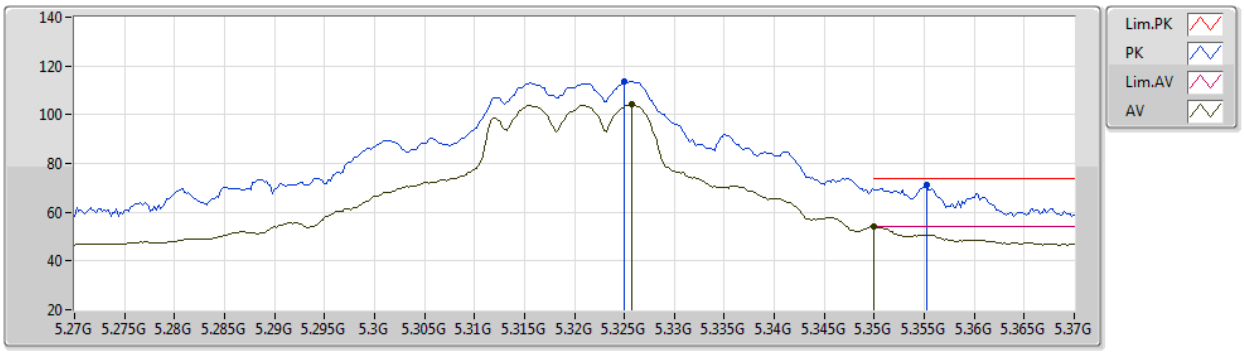

EUT X_2TX
Setting 79
01-D-G-2-10

Type	Freq	Level	Limit	Margin	Raw	Dist	Condition	Azimuth	Height	Comment	AF	CL	PA
	(Hz)	(dBuV/m)	(dBuV/m)	(dB)	(dBuV)	(m)		(°)	(m)		(dB)	(dB)	(dB)
PK	5.325G	113.74	Inf	-Inf	109.09	3	Vertical	342	2.05	-	33.12	6.23	34.70
AV	5.3258G	104.32	Inf	-Inf	99.66	3	Vertical	342	2.05	-	33.13	6.23	34.70
PK	5.3552G	71.35	74.00	-2.65	66.60	3	Vertical	342	2.05	-	33.16	6.30	34.71
AV	5.35G	53.98	54.00	-0.02	49.24	3	Vertical	342	2.05	-	33.15	6.29	34.70

For EUT 2 / Radio 3 / External Ant.1_Non-Beamforming Mode

802.11a_Nss1,(6Mbps)_2TX

5320MHz_TX

07/07/2020

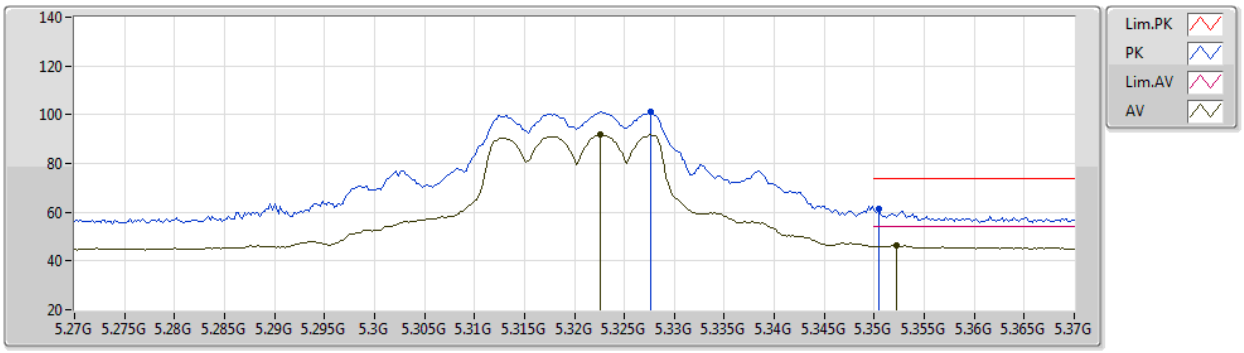

EUT X_2TX
Setting 79
01-D-G-2-10

Type	Freq	Level	Limit	Margin	Raw	Dist	Condition	Azimuth	Height	Comment	AF	CL	PA
	(Hz)	(dBuV/m)	(dBuV/m)	(dB)	(dBuV)	(m)		(°)	(m)		(dB)	(dB)	(dB)
PK	5.3276G	101.01	Inf	-Inf	96.35	3	Horizontal	81	2.01	-	33.13	6.23	34.70
AV	5.3226G	91.78	Inf	-Inf	87.14	3	Horizontal	81	2.01	-	33.12	6.22	34.70
PK	5.3504G	61.48	74.00	-12.52	56.75	3	Horizontal	81	2.01	-	33.15	6.29	34.71
AV	5.3522G	46.27	54.00	-7.73	41.54	3	Horizontal	81	2.01	-	33.15	6.29	34.71

For EUT 2 / Radio 3 / External Ant.1_Non-Beamforming Mode

802.11a_Nss1,(6Mbps)_2TX

5500MHz_TX

07/07/2020

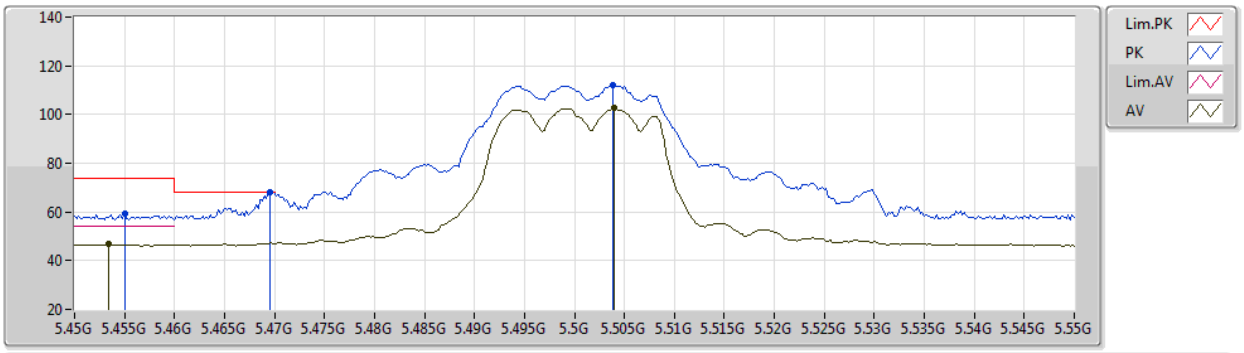

EUT X_2TX
Setting 65
01-D-G-2-10

Type	Freq	Level	Limit	Margin	Raw	Dist	Condition	Azimuth	Height	Comment	AF	CL	PA
	(Hz)	(dBuV/m)	(dBuV/m)	(dB)	(dBuV)	(m)		(°)	(m)		(dB)	(dB)	(dB)
PK	5.455G	59.22	74.00	-14.78	54.06	3	Vertical	357	2.23	-	33.53	6.37	34.74
AV	5.4534G	46.73	54.00	-7.27	41.58	3	Vertical	357	2.23	-	33.52	6.37	34.74
PK	5.4696G	68.10	68.20	-0.10	62.86	3	Vertical	357	2.23	-	33.62	6.37	34.75
PK	5.5038G	112.01	Inf	-Inf	106.61	3	Vertical	357	2.23	-	33.81	6.35	34.76
AV	5.504G	102.90	Inf	-Inf	97.50	3	Vertical	357	2.23	-	33.81	6.35	34.76

For EUT 2 / Radio 3 / External Ant.1_Non-Beamforming Mode

802.11a_Nss1,(6Mbps)_2TX

5500MHz_TX

07/07/2020

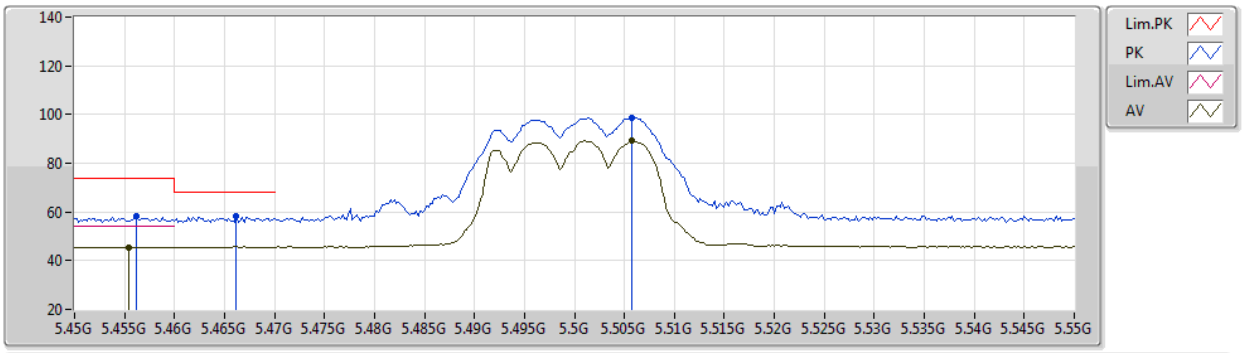

EUT X_2TX
Setting 65
01-D-G-2-10

Type	Freq	Level	Limit	Margin	Raw	Dist	Condition	Azimuth	Height	Comment	AF	CL	PA
	(Hz)	(dBuV/m)	(dBuV/m)	(dB)	(dBuV)	(m)		(°)	(m)		(dB)	(dB)	(dB)
PK	5.4562G	58.13	74.00	-15.87	52.96	3	Horizontal	226	1.80	-	33.54	6.37	34.74
AV	5.4554G	45.53	54.00	-8.47	40.37	3	Horizontal	226	1.80	-	33.53	6.37	34.74
PK	5.4662G	58.30	68.20	-9.90	53.08	3	Horizontal	226	1.80	-	33.60	6.37	34.75
PK	5.5058G	98.66	Inf	-Inf	93.26	3	Horizontal	226	1.80	-	33.81	6.35	34.76
AV	5.5058G	89.07	Inf	-Inf	83.67	3	Horizontal	226	1.80	-	33.81	6.35	34.76

For EUT 2 / Radio 3 / External Ant.1_Non-Beamforming Mode

802.11a_Nss1,(6Mbps)_2TX

5580MHz_TX

07/07/2020

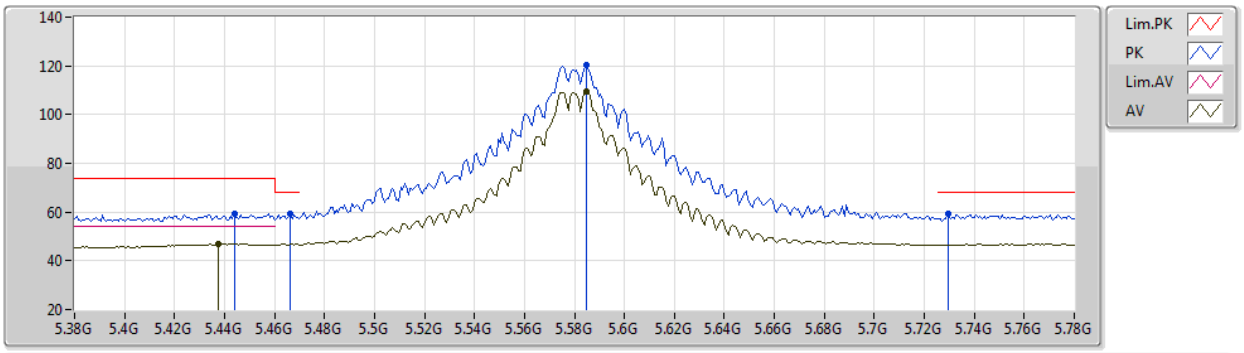

EUT X_2TX
Setting 108
01-D-G-2-10

Type	Freq	Level	Limit	Margin	Raw	Dist	Condition	Azimuth	Height	Comment	AF	CL	PA
	(Hz)	(dBuV/m)	(dBuV/m)	(dB)	(dBuV)	(m)		(°)	(m)		(dB)	(dB)	(dB)
PK	5.444G	59.34	74.00	-14.66	54.24	3	Vertical	331	2.93	-	33.46	6.38	34.74
AV	5.4376G	46.79	54.00	-7.21	41.72	3	Vertical	331	2.93	-	33.43	6.38	34.74
PK	5.4664G	59.07	68.20	-9.13	53.85	3	Vertical	331	2.93	-	33.60	6.37	34.75
PK	5.5848G	120.20	Inf	-Inf	114.65	3	Vertical	331	2.93	-	33.97	6.31	34.73
AV	5.5848G	109.38	Inf	-Inf	103.83	3	Vertical	331	2.93	-	33.97	6.31	34.73
PK	5.7296G	59.34	68.20	-8.86	53.56	3	Vertical	331	2.93	-	34.09	6.36	34.67

For EUT 2 / Radio 3 / External Ant.1_Non-Beamforming Mode

802.11a_Nss1,(6Mbps)_2TX

5580MHz_TX

07/07/2020

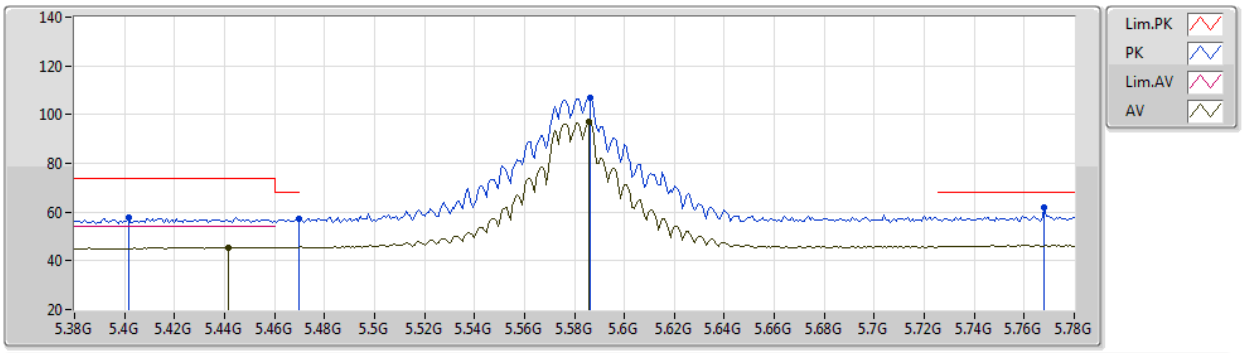

EUT X_2TX
Setting 108
01-D-G-2-10

Type	Freq	Level	Limit	Margin	Raw	Dist	Condition	Azimuth	Height	Comment	AF	CL	PA
	(Hz)	(dBuV/m)	(dBuV/m)	(dB)	(dBuV)	(m)		(°)	(m)		(dB)	(dB)	(dB)
PK	5.4016G	57.67	74.00	-16.33	52.78	3	Horizontal	279	2.02	-	33.21	6.40	34.72
PK	5.4696G	57.37	68.20	-10.83	52.13	3	Horizontal	279	2.02	-	33.62	6.37	34.75
AV	5.4416G	45.55	54.00	-8.45	40.46	3	Horizontal	279	2.02	-	33.45	6.38	34.74
PK	5.5864G	106.96	Inf	-Inf	101.41	3	Horizontal	279	2.02	-	33.97	6.31	34.73
AV	5.5856G	96.82	Inf	-Inf	91.27	3	Horizontal	279	2.02	-	33.97	6.31	34.73
PK	5.768G	61.98	68.20	-6.22	56.06	3	Horizontal	279	2.02	-	34.20	6.38	34.66

For EUT 2 / Radio 3 / External Ant.1_Non-Beamforming Mode

802.11a_Nss1,(6Mbps)_2TX

5700MHz_TX

07/07/2020

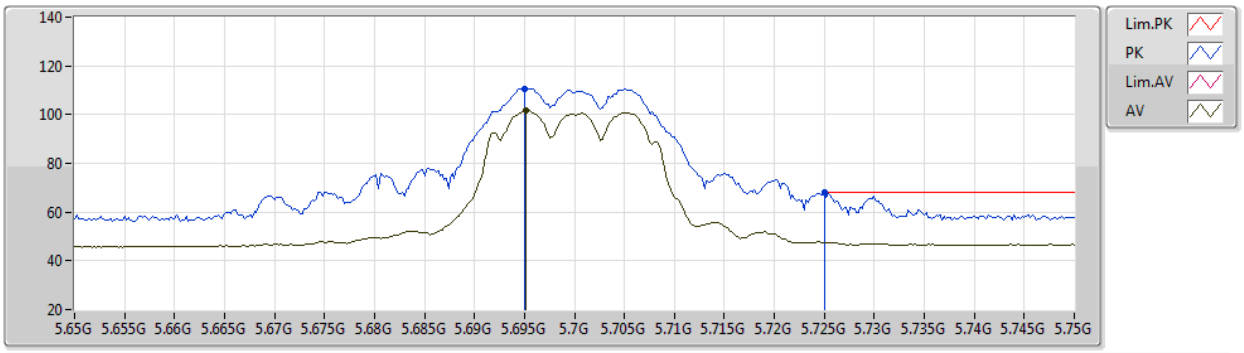

EUT X_2TX
Setting 68
01-D-G-2-10

Type	Freq	Level	Limit	Margin	Raw	Dist	Condition	Azimuth	Height	Comment	AF	CL	PA
	(Hz)	(dBuV/m)	(dBuV/m)	(dB)	(dBuV)	(m)		(°)	(m)		(dB)	(dB)	(dB)
PK	5.695G	110.62	Inf	-Inf	104.95	3	Vertical	328	3.00	-	34.00	6.35	34.68
AV	5.6952G	101.64	Inf	-Inf	95.97	3	Vertical	328	3.00	-	34.00	6.35	34.68
PK	5.725G	67.95	68.20	-0.25	62.18	3	Vertical	328	3.00	-	34.08	6.36	34.67

For EUT 2 / Radio 3 / External Ant.1_Non-Beamforming Mode

802.11a_Nss1,(6Mbps)_2TX

5700MHz_TX

07/07/2020

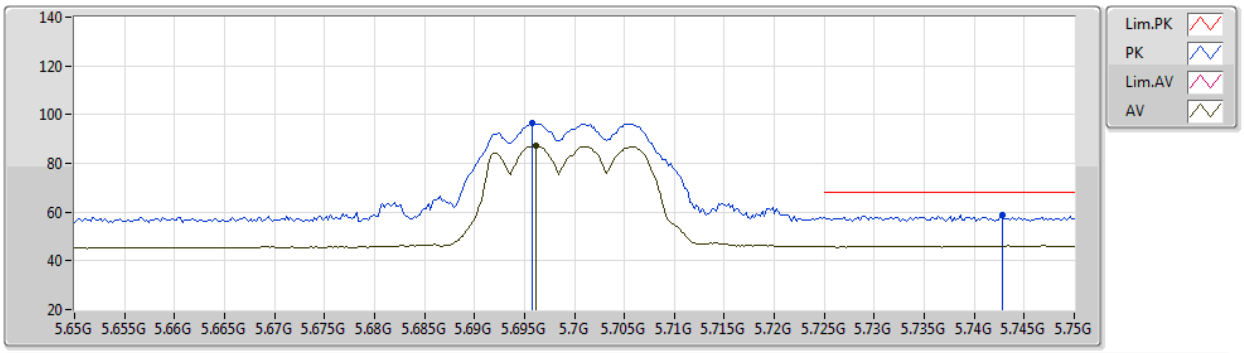

EUT X_2TX
Setting 68
01-D-G-2-10

Type	Freq	Level	Limit	Margin	Raw	Dist	Condition	Azimuth	Height	Comment	AF	CL	PA
	(Hz)	(dBuV/m)	(dBuV/m)	(dB)	(dBuV)	(m)		(°)	(m)		(dB)	(dB)	(dB)
PK	5.6958G	96.55	Inf	-Inf	90.88	3	Horizontal	224	1.80	-	34.00	6.35	34.68
AV	5.6962G	87.06	Inf	-Inf	81.39	3	Horizontal	224	1.80	-	34.00	6.35	34.68
PK	5.7428G	59.05	68.20	-9.15	53.22	3	Horizontal	224	1.80	-	34.13	6.37	34.67

For EUT 2 / Radio 3 / External Ant.1_Non-Beamforming Mode

802.11a_Nss1,(6Mbps)_2TX

5720MHz Straddle 5.47-5.725GHz_TX

07/07/2020

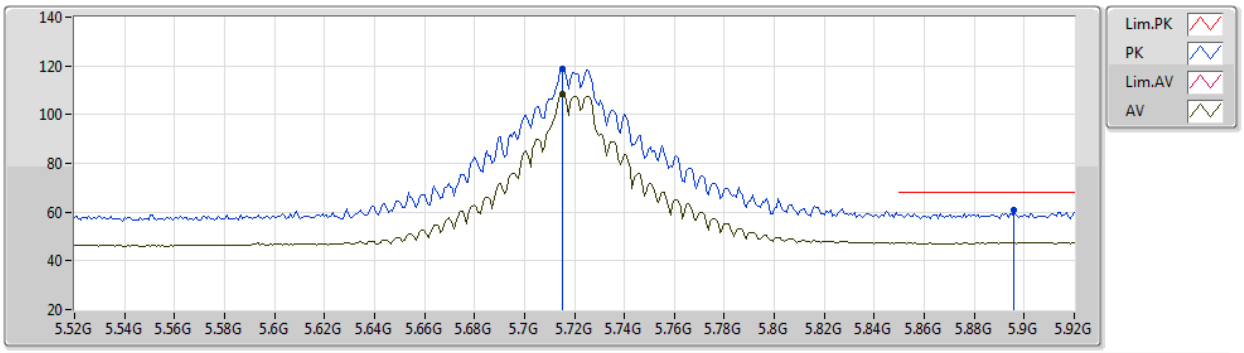

EUT X_2TX
Setting 108
01-D-G-2-10

Type	Freq	Level	Limit	Margin	Raw	Dist	Condition	Azimuth	Height	Comment	AF	CL	PA
	(Hz)	(dBuV/m)	(dBuV/m)	(dB)	(dBuV)	(m)		(°)	(m)		(dB)	(dB)	(dB)
PK	5.7152G	118.96	Inf	-Inf	113.23	3	Vertical	326	2.82	-	34.05	6.36	34.68
AV	5.7152G	108.67	Inf	-Inf	102.94	3	Vertical	326	2.82	-	34.05	6.36	34.68
PK	5.896G	60.68	68.20	-7.52	54.06	3	Vertical	326	2.82	-	34.78	6.45	34.61

For EUT 2 / Radio 3 / External Ant.1_Non-Beamforming Mode

802.11a_Nss1,(6Mbps)_2TX

5720MHz Straddle 5.47-5.725GHz_TX

07/07/2020

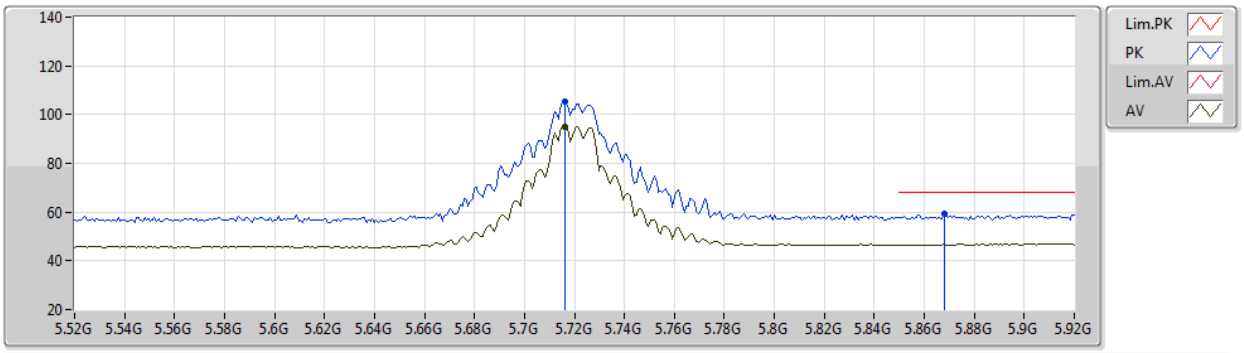

EUT X_2TX
Setting 108
01-D-G-2-10

Type	Freq	Level	Limit	Margin	Raw	Dist	Condition	Azimuth	Height	Comment	AF	CL	PA
	(Hz)	(dBuV/m)	(dBuV/m)	(dB)	(dBuV)	(m)		(°)	(m)		(dB)	(dB)	(dB)
PK	5.716G	105.42	Inf	-Inf	99.69	3	Horizontal	229	1.99	-	34.05	6.36	34.68
AV	5.716G	95.19	Inf	-Inf	89.46	3	Horizontal	229	1.99	-	34.05	6.36	34.68
PK	5.868G	59.22	68.20	-8.98	52.77	3	Horizontal	229	1.99	-	34.64	6.43	34.62

For EUT 2 / Radio 3 / External Ant.1_Non-Beamforming Mode

802.11ax HEW20_Nss1,(MCS0)_2TX

5260MHz_TX

07/07/2020

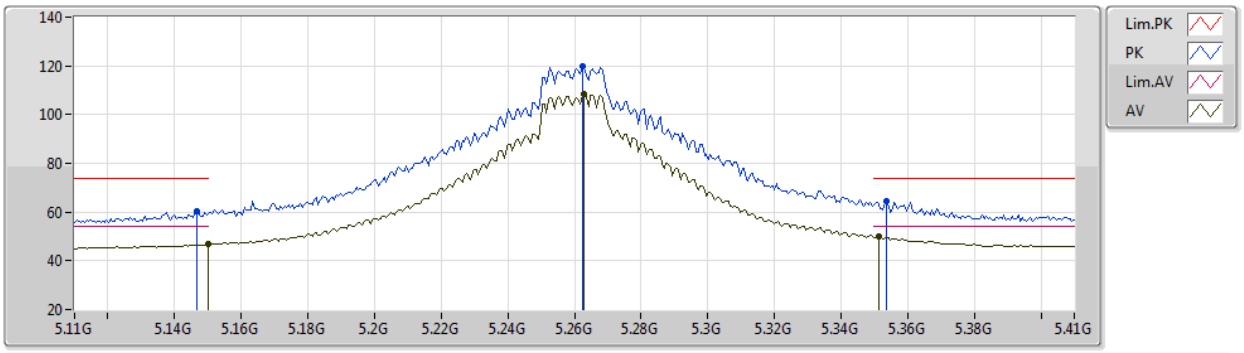

EUT X_2TX
Setting 108
01-D-B-2-10

Type	Freq	Level	Limit	Margin	Raw	Dist	Condition	Azimuth	Height	Comment	AF	CL	PA
	(Hz)	(dBuV/m)	(dBuV/m)	(dB)	(dBuV)	(m)		(°)	(m)		(dB)	(dB)	(dB)
PK	5.1466G	60.46	74.00	-13.54	56.42	3	Vertical	328	2.99	-	32.80	5.87	34.63
AV	5.15G	46.76	54.00	-7.24	42.72	3	Vertical	328	2.99	-	32.80	5.87	34.63
PK	5.2624G	119.72	Inf	-Inf	115.33	3	Vertical	328	2.99	-	32.99	6.07	34.67
AV	5.263G	108.39	Inf	-Inf	104.01	3	Vertical	328	2.99	-	32.99	6.07	34.68
PK	5.3536G	64.59	74.00	-9.41	59.86	3	Vertical	328	2.99	-	33.15	6.29	34.71
AV	5.3512G	50.02	54.00	-3.98	45.29	3	Vertical	328	2.99	-	33.15	6.29	34.71

For EUT 2 / Radio 3 / External Ant.1_Non-Beamforming Mode

802.11ax HEW20_Nss1,(MCS0)_2TX

5260MHz_TX

07/07/2020

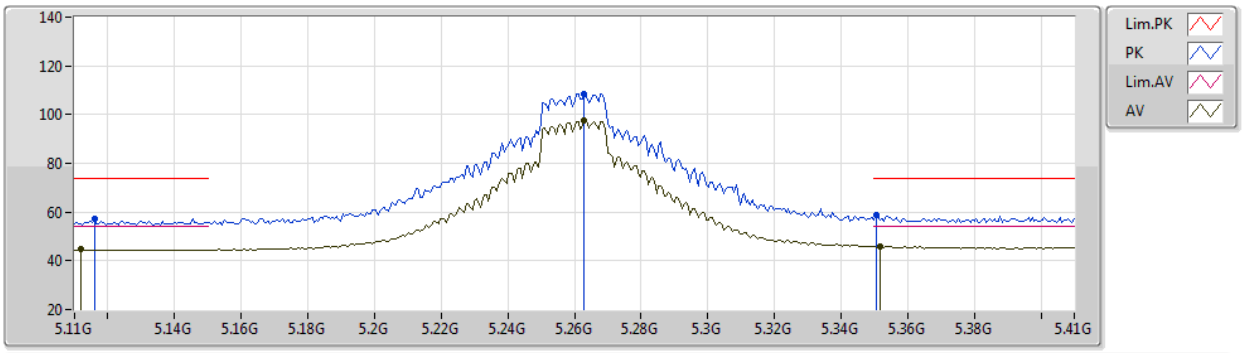

EUT X_2TX
Setting 108
01-D-B-2-10

Type	Freq	Level	Limit	Margin	Raw	Dist	Condition	Azimuth	Height	Comment	AF	CL	PA
	(Hz)	(dBuV/m)	(dBuV/m)	(dB)	(dBuV)	(m)		(°)	(m)		(dB)	(dB)	(dB)
PK	5.116G	57.26	74.00	-16.74	53.22	3	Horizontal	280	3.00	-	32.80	5.86	34.62
AV	5.1118G	44.70	54.00	-9.30	40.66	3	Horizontal	280	3.00	-	32.80	5.86	34.62
PK	5.263G	108.49	Inf	-Inf	104.11	3	Horizontal	280	3.00	-	32.99	6.07	34.68
AV	5.263G	97.45	Inf	-Inf	93.07	3	Horizontal	280	3.00	-	32.99	6.07	34.68
PK	5.3506G	58.68	74.00	-15.32	53.95	3	Horizontal	280	3.00	-	33.15	6.29	34.71
AV	5.3518G	45.87	54.00	-8.13	41.14	3	Horizontal	280	3.00	-	33.15	6.29	34.71

For EUT 2 / Radio 3 / External Ant.1_Non-Beamforming Mode

802.11ax HEW20_Nss1,(MCS0)_2TX

5300MHz_TX

07/07/2020

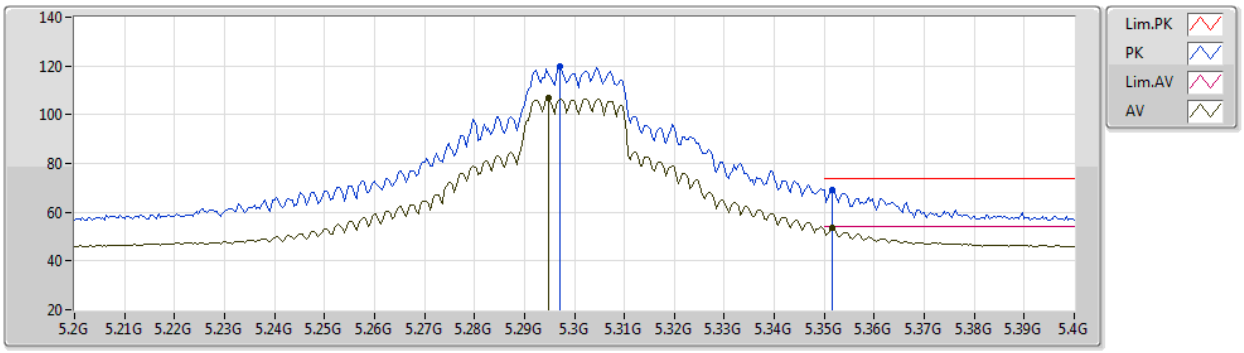

EUT X_2TX
Setting 91
01-D-B-2-10

Type	Freq	Level	Limit	Margin	Raw	Dist	Condition	Azimuth	Height	Comment	AF	CL	PA
	(Hz)	(dBuV/m)	(dBuV/m)	(dB)	(dBuV)	(m)		(°)	(m)		(dB)	(dB)	(dB)
PK	5.2972G	119.74	Inf	-Inf	115.18	3	Vertical	360	2.64	-	33.09	6.16	34.69
AV	5.2948G	106.79	Inf	-Inf	102.24	3	Vertical	360	2.64	-	33.08	6.16	34.69
PK	5.3516G	69.17	74.00	-4.83	64.44	3	Vertical	360	2.64	-	33.15	6.29	34.71
AV	5.3516G	53.75	54.00	-0.25	49.02	3	Vertical	360	2.64	-	33.15	6.29	34.71

For EUT 2 / Radio 3 / External Ant.1_Non-Beamforming Mode

802.11ax HEW20_Nss1,(MCS0)_2TX

5300MHz_TX

07/07/2020

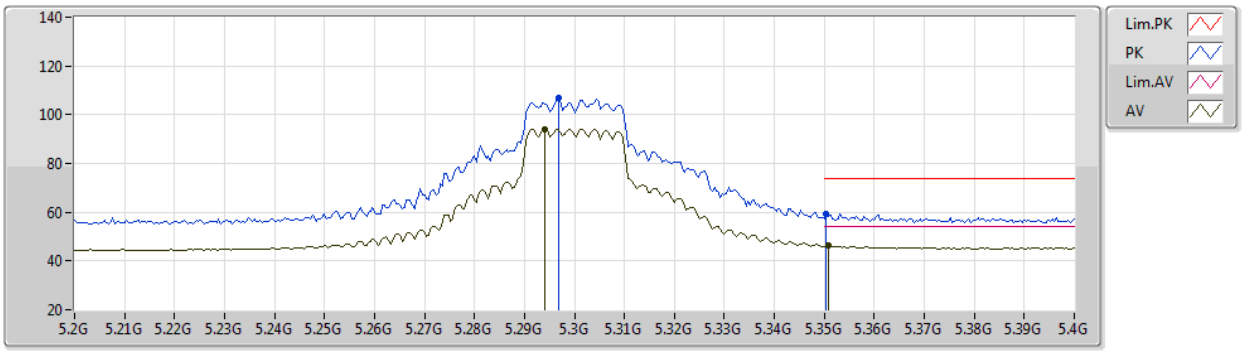

EUT X_2TX
Setting 91
01-D-B-2-10

Type	Freq	Level	Limit	Margin	Raw	Dist	Condition	Azimuth	Height	Comment	AF	CL	PA
	(Hz)	(dBuV/m)	(dBuV/m)	(dB)	(dBuV)	(m)		(°)	(m)		(dB)	(dB)	(dB)
PK	5.2968G	106.79	Inf	-Inf	102.23	3	Horizontal	341	2.10	-	33.09	6.16	34.69
AV	5.294G	94.05	Inf	-Inf	89.51	3	Horizontal	341	2.10	-	33.08	6.15	34.69
PK	5.3504G	59.21	74.00	-14.79	54.48	3	Horizontal	341	2.10	-	33.15	6.29	34.71
AV	5.3508G	46.32	54.00	-7.68	41.59	3	Horizontal	341	2.10	-	33.15	6.29	34.71

For EUT 2 / Radio 3 / External Ant.1_Non-Beamforming Mode

802.11ax HEW20_Nss1,(MCS0)_2TX

5320MHz_TX

07/07/2020

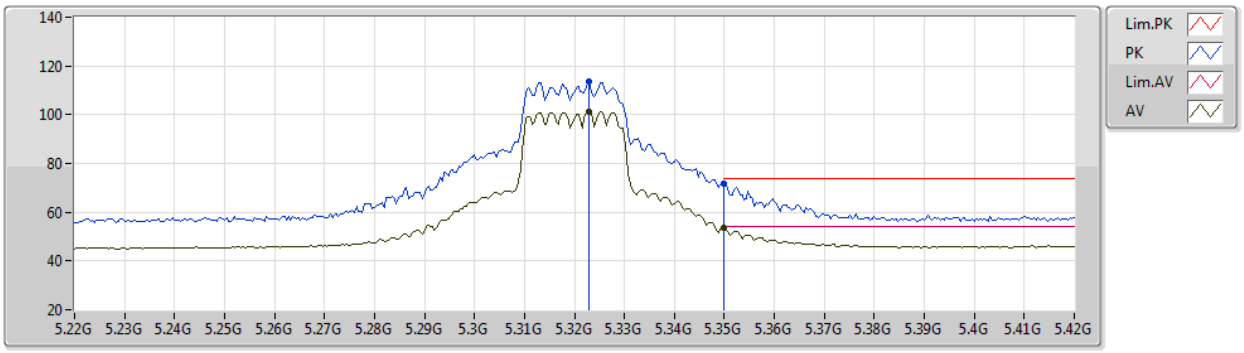

EUT X_2TX
Setting 75
01-D-B-2-10

Type	Freq	Level	Limit	Margin	Raw	Dist	Condition	Azimuth	Height	Comment	AF	CL	PA
	(Hz)	(dBuV/m)	(dBuV/m)	(dB)	(dBuV)	(m)		(°)	(m)		(dB)	(dB)	(dB)
PK	5.3228G	113.61	Inf	-Inf	108.97	3	Vertical	326	3.00	-	33.12	6.22	34.70
AV	5.3228G	101.16	Inf	-Inf	96.52	3	Vertical	326	3.00	-	33.12	6.22	34.70
PK	5.35G	71.71	74.00	-2.29	66.97	3	Vertical	326	3.00	-	33.15	6.29	34.70
AV	5.35G	53.63	54.00	-0.37	48.89	3	Vertical	326	3.00	-	33.15	6.29	34.70

For EUT 2 / Radio 3 / External Ant.1_Non-Beamforming Mode

802.11ax HEW20_Nss1,(MCS0)_2TX

5320MHz_TX

07/07/2020

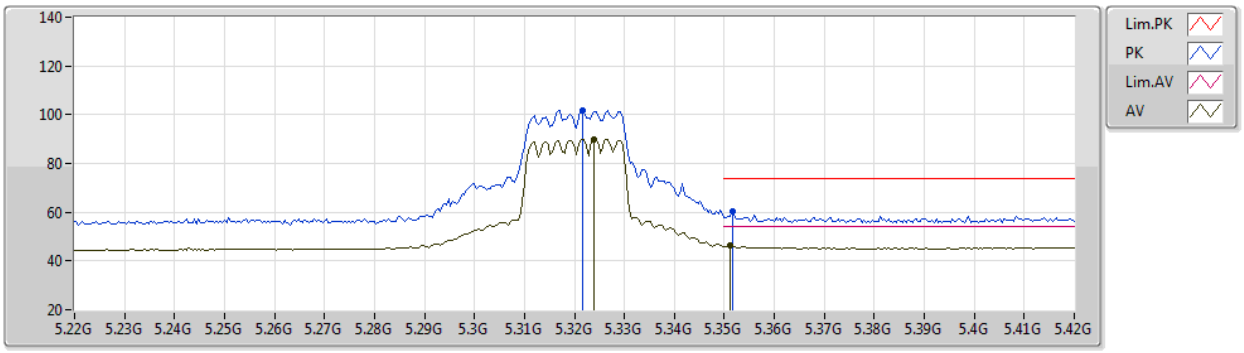

EUT X_2TX
Setting 75
01-D-B-2-10

Type	Freq	Level	Limit	Margin	Raw	Dist	Condition	Azimuth	Height	Comment	AF	CL	PA
	(Hz)	(dBuV/m)	(dBuV/m)	(dB)	(dBuV)	(m)		(°)	(m)		(dB)	(dB)	(dB)
PK	5.3216G	101.84	Inf	-Inf	97.20	3	Horizontal	80	2.24	-	33.12	6.22	34.70
AV	5.324G	89.97	Inf	-Inf	85.32	3	Horizontal	80	2.24	-	33.12	6.23	34.70
PK	5.3516G	60.25	74.00	-13.75	55.52	3	Horizontal	80	2.24	-	33.15	6.29	34.71
AV	5.3512G	46.44	54.00	-7.56	41.71	3	Horizontal	80	2.24	-	33.15	6.29	34.71

For EUT 2 / Radio 3 / External Ant.1_Non-Beamforming Mode

802.11ax HEW20_Nss1,(MCS0)_2TX

5500MHz_TX

07/07/2020

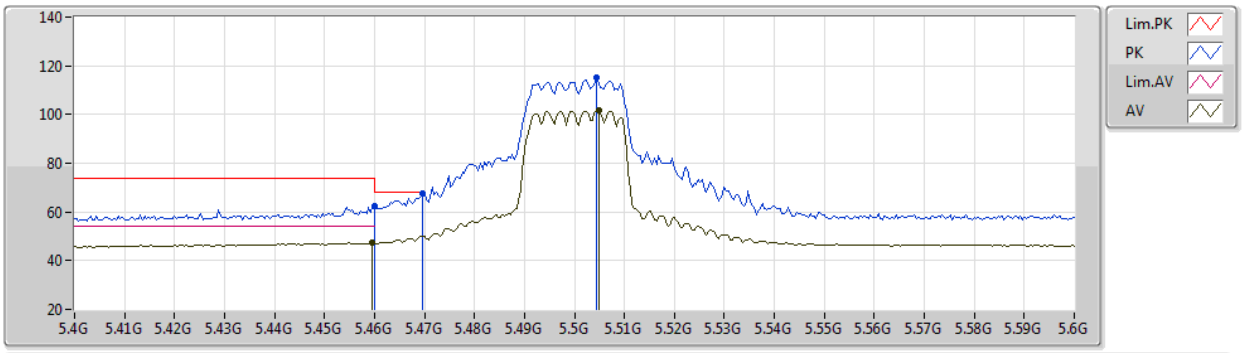

EUT X_2TX
Setting 70
01-D-B-2-10

Type	Freq	Level	Limit	Margin	Raw	Dist	Condition	Azimuth	Height	Comment	AF	CL	PA
	(Hz)	(dBuV/m)	(dBuV/m)	(dB)	(dBuV)	(m)		(°)	(m)		(dB)	(dB)	(dB)
PK	5.46G	62.45	74.00	-11.55	57.26	3	Vertical	356	2.17	-	33.56	6.37	34.74
AV	5.4596G	47.24	54.00	-6.76	42.05	3	Vertical	356	2.17	-	33.56	6.37	34.74
PK	5.4696G	67.83	68.20	-0.37	62.59	3	Vertical	356	2.17	-	33.62	6.37	34.75
PK	5.5044G	115.02	Inf	-Inf	109.62	3	Vertical	356	2.17	-	33.81	6.35	34.76
AV	5.5048G	101.53	Inf	-Inf	96.13	3	Vertical	356	2.17	-	33.81	6.35	34.76

For EUT 2 / Radio 3 / External Ant.1_Non-Beamforming Mode

802.11ax HEW20_Nss1,(MCS0)_2TX

5500MHz_TX

07/07/2020

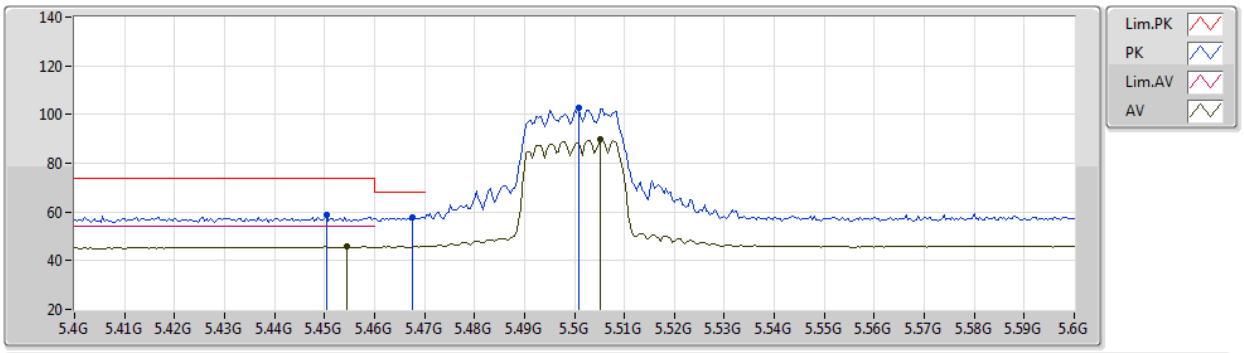

EUT X_2TX
Setting 70
01-D-B-2-10

Type	Freq	Level	Limit	Margin	Raw	Dist	Condition	Azimuth	Height	Comment	AF	CL	PA
	(Hz)	(dBuV/m)	(dBuV/m)	(dB)	(dBuV)	(m)		(°)	(m)		(dB)	(dB)	(dB)
PK	5.4504G	58.58	74.00	-15.42	53.45	3	Horizontal	225	2.18	-	33.50	6.37	34.74
AV	5.4544G	45.64	54.00	-8.36	40.48	3	Horizontal	225	2.18	-	33.53	6.37	34.74
PK	5.4676G	57.96	68.20	-10.24	52.73	3	Horizontal	225	2.18	-	33.61	6.37	34.75
PK	5.5008G	102.62	Inf	-Inf	97.23	3	Horizontal	225	2.18	-	33.80	6.35	34.76
AV	5.5052G	89.60	Inf	-Inf	84.20	3	Horizontal	225	2.18	-	33.81	6.35	34.76

For EUT 2 / Radio 3 / External Ant.1_Non-Beamforming Mode

802.11ax HEW20_Nss1,(MCS0)_2TX

5580MHz_TX

07/07/2020

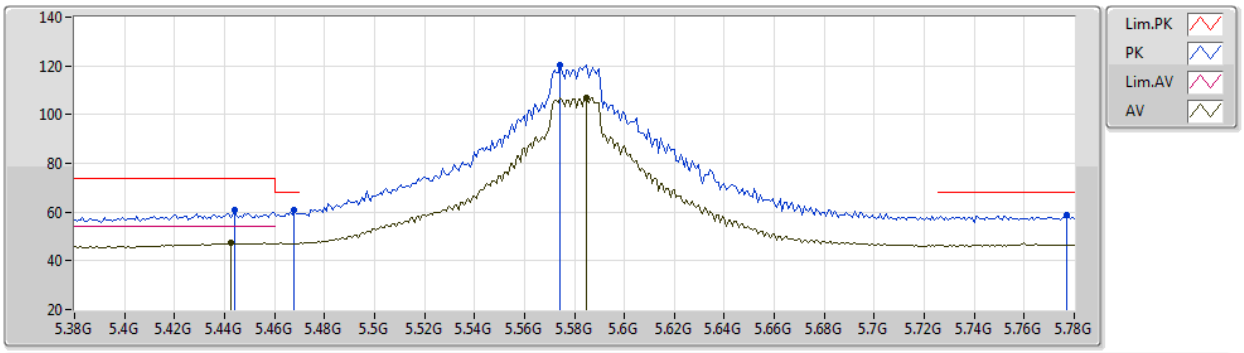

EUT X_2TX
Setting 108
01-D-B-2-10

Type	Freq	Level	Limit	Margin	Raw	Dist	Condition	Azimuth	Height	Comment	AF	CL	PA
	(Hz)	(dBuV/m)	(dBuV/m)	(dB)	(dBuV)	(m)		(°)	(m)		(dB)	(dB)	(dB)
PK	5.444G	60.88	74.00	-13.12	55.78	3	Vertical	354	2.34	-	33.46	6.38	34.74
AV	5.4424G	47.25	54.00	-6.75	42.16	3	Vertical	354	2.34	-	33.45	6.38	34.74
PK	5.468G	60.75	68.20	-7.45	55.52	3	Vertical	354	2.34	-	33.61	6.37	34.75
PK	5.5744G	120.55	Inf	-Inf	115.02	3	Vertical	354	2.34	-	33.95	6.31	34.73
AV	5.5848G	107.02	Inf	-Inf	101.47	3	Vertical	354	2.34	-	33.97	6.31	34.73
PK	5.7768G	58.71	68.20	-9.49	52.75	3	Vertical	354	2.34	-	34.23	6.39	34.66

For EUT 2 / Radio 3 / External Ant.1_Non-Beamforming Mode

802.11ax HEW20_Nss1,(MCS0)_2TX

5580MHz_TX

07/07/2020

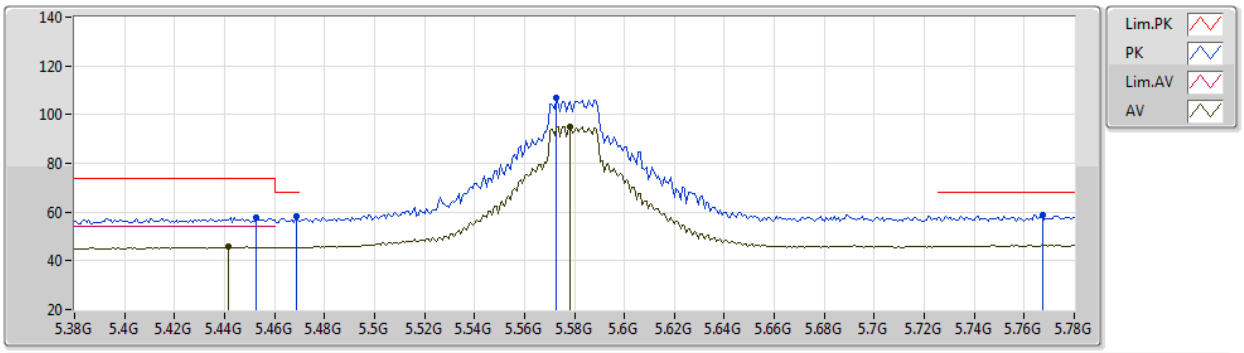

EUT X_2TX
Setting 108
01-D-B-2-10

Type	Freq	Level	Limit	Margin	Raw	Dist	Condition	Azimuth	Height	Comment	AF	CL	PA
	(Hz)	(dBuV/m)	(dBuV/m)	(dB)	(dBuV)	(m)		(°)	(m)		(dB)	(dB)	(dB)
PK	5.4528G	57.67	74.00	-16.33	52.52	3	Horizontal	11	1.87	-	33.52	6.37	34.74
AV	5.4416G	45.70	54.00	-8.30	40.61	3	Horizontal	11	1.87	-	33.45	6.38	34.74
PK	5.4688G	58.25	68.20	-9.95	53.02	3	Horizontal	11	1.87	-	33.61	6.37	34.75
PK	5.5728G	106.64	Inf	-Inf	101.11	3	Horizontal	11	1.87	-	33.95	6.31	34.73
AV	5.5784G	95.05	Inf	-Inf	89.51	3	Horizontal	11	1.87	-	33.96	6.31	34.73
PK	5.7672G	58.65	68.20	-9.55	52.73	3	Horizontal	11	1.87	-	34.20	6.38	34.66

For EUT 2 / Radio 3 / External Ant.1_Non-Beamforming Mode

802.11ax HEW20_Nss1,(MCS0)_2TX

5700MHz_TX

07/07/2020

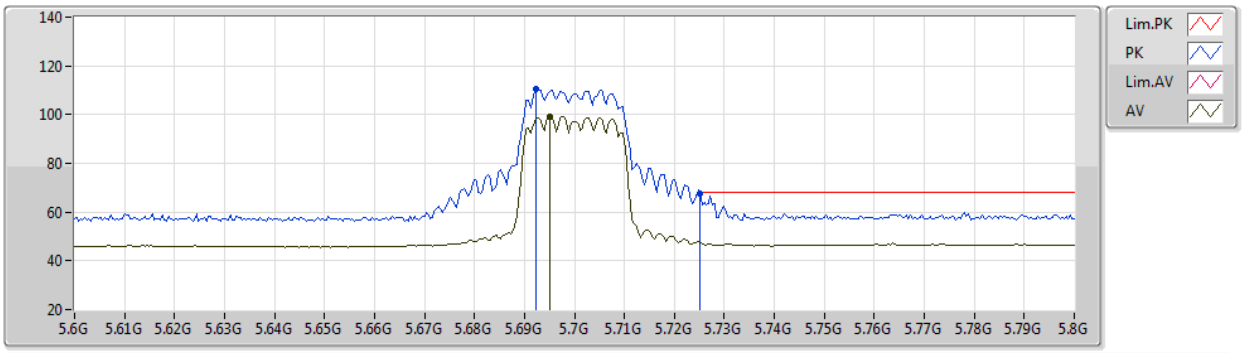

EUT X_2TX
Setting 61
01-D-B-2-10

Type	Freq	Level	Limit	Margin	Raw	Dist	Condition	Azimuth	Height	Comment	AF	CL	PA
	(Hz)	(dBuV/m)	(dBuV/m)	(dB)	(dBuV)	(m)		(°)	(m)		(dB)	(dB)	(dB)
PK	5.6924G	110.46	Inf	-Inf	104.79	3	Vertical	329	3.00	-	34.00	6.35	34.68
AV	5.6952G	98.93	Inf	-Inf	93.26	3	Vertical	329	3.00	-	34.00	6.35	34.68
PK	5.7252G	67.81	68.20	-0.39	62.04	3	Vertical	329	3.00	-	34.08	6.36	34.67

For EUT 2 / Radio 3 / External Ant.1_Non-Beamforming Mode

802.11ax HEW20_Nss1,(MCS0)_2TX

5700MHz_TX

07/07/2020

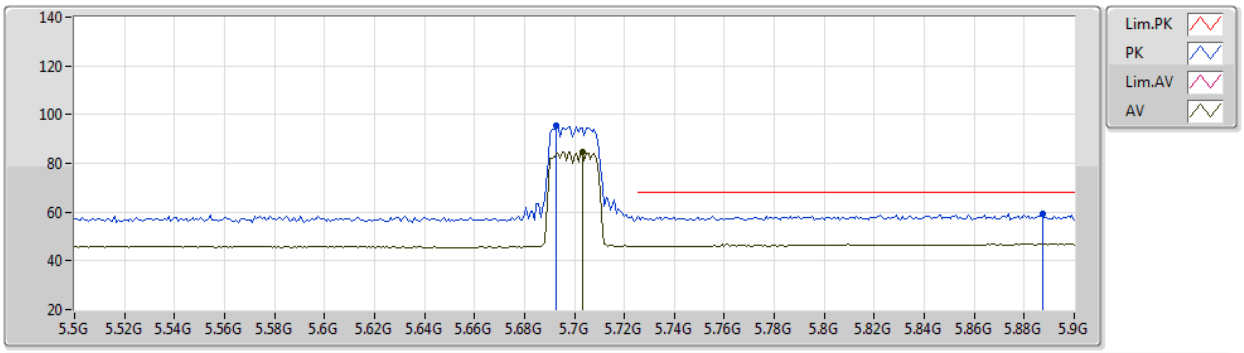

EUT X_2TX
Setting 61
01-D-B-2-10

Type	Freq	Level	Limit	Margin	Raw	Dist	Condition	Azimuth	Height	Comment	AF	CL	PA
	(Hz)	(dBuV/m)	(dBuV/m)	(dB)	(dBuV)	(m)		(°)	(m)		(dB)	(dB)	(dB)
PK	5.6928G	95.40	Inf	-Inf	89.73	3	Horizontal	222	1.80	-	34.00	6.35	34.68
AV	5.7032G	84.75	Inf	-Inf	79.07	3	Horizontal	222	1.80	-	34.01	6.35	34.68
PK	5.8872G	59.56	68.20	-8.64	53.00	3	Horizontal	222	1.80	-	34.74	6.44	34.62

For EUT 2 / Radio 3 / External Ant.1_Non-Beamforming Mode

802.11ax HEW20_Nss1,(MCS0)_2TX

5720MHz Straddle 5.47-5.725GHz_TX

07/07/2020

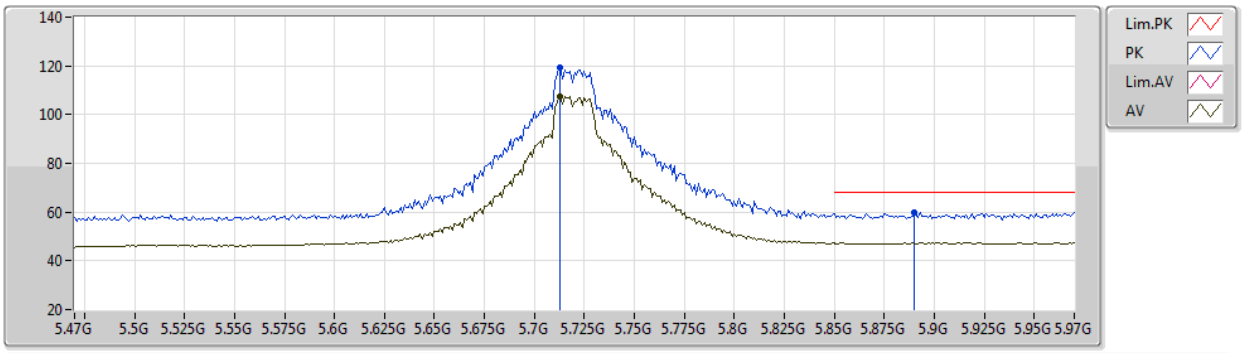

EUT X_2TX
Setting 108
01-D-B-2-10

Type	Freq	Level	Limit	Margin	Raw	Dist	Condition	Azimuth	Height	Comment	AF	CL	PA
	(Hz)	(dBuV/m)	(dBuV/m)	(dB)	(dBuV)	(m)		(°)	(m)		(dB)	(dB)	(dB)
PK	5.713G	119.37	Inf	-Inf	113.65	3	Vertical	330	2.05	-	34.04	6.36	34.68
AV	5.713G	107.57	Inf	-Inf	101.85	3	Vertical	330	2.05	-	34.04	6.36	34.68
PK	5.89G	59.92	68.20	-8.28	53.33	3	Vertical	330	2.05	-	34.75	6.45	34.61

For EUT 2 / Radio 3 / External Ant.1_Non-Beamforming Mode

802.11ax HEW20_Nss1,(MCS0)_2TX

5720MHz Straddle 5.47-5.725GHz_TX

07/07/2020

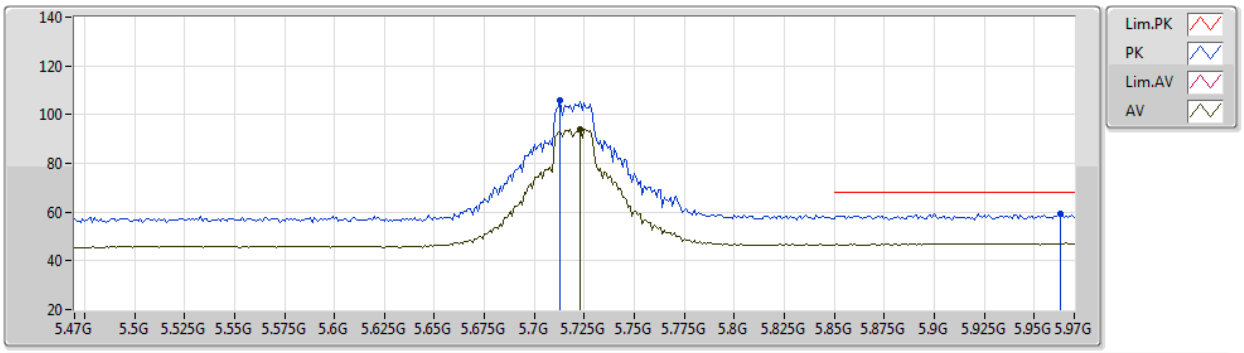

EUT X_2TX
Setting 108
01-D-B-2-10

Type	Freq	Level	Limit	Margin	Raw	Dist	Condition	Azimuth	Height	Comment	AF	CL	PA
	(Hz)	(dBuV/m)	(dBuV/m)	(dB)	(dBuV)	(m)		(°)	(m)		(dB)	(dB)	(dB)
PK	5.713G	105.77	Inf	-Inf	100.05	3	Horizontal	223	2.02	-	34.04	6.36	34.68
AV	5.723G	94.19	Inf	-Inf	88.43	3	Horizontal	223	2.02	-	34.07	6.36	34.67
PK	5.963G	59.35	68.20	-8.85	52.34	3	Horizontal	223	2.02	-	35.11	6.48	34.58

For EUT 2 / Radio 3 / External Ant.1_Non-Beamforming Mode

802.11ax HEW40_Nss1,(MCS0)_2TX

5270MHz_TX

07/07/2020

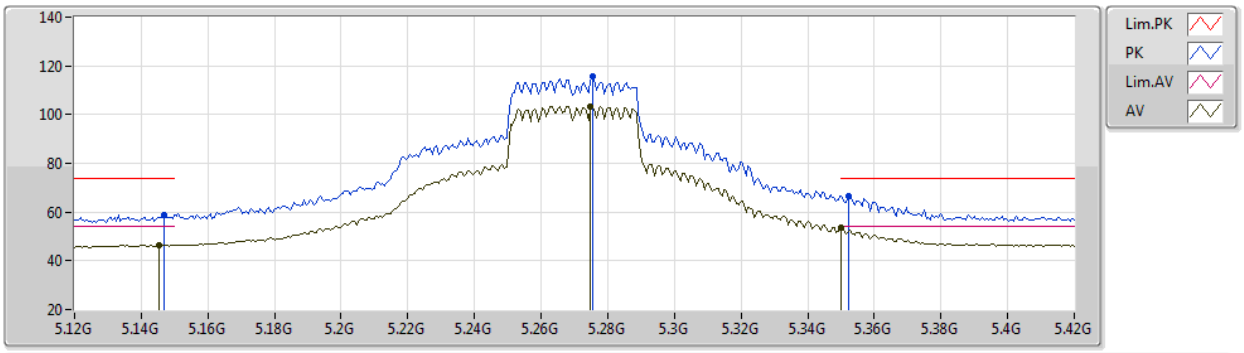

EUT X_2TX
Setting 85
01-D-B-2-10

Type	Freq	Level	Limit	Margin	Raw	Dist	Condition	Azimuth	Height	Comment	AF	CL	PA
	(Hz)	(dBuV/m)	(dBuV/m)	(dB)	(dBuV)	(m)		(°)	(m)		(dB)	(dB)	(dB)
PK	5.147G	58.72	74.00	-15.28	54.68	3	Vertical	344	2.14	-	32.80	5.87	34.63
AV	5.1452G	46.63	54.00	-7.37	42.59	3	Vertical	344	2.14	-	32.80	5.87	34.63
PK	5.2754G	115.67	Inf	-Inf	111.22	3	Vertical	344	2.14	-	33.03	6.10	34.68
AV	5.2748G	103.43	Inf	-Inf	98.99	3	Vertical	344	2.14	-	33.02	6.10	34.68
PK	5.3522G	66.38	74.00	-7.62	61.65	3	Vertical	344	2.14	-	33.15	6.29	34.71
AV	5.35G	53.47	54.00	-0.53	48.74	3	Vertical	344	2.14	-	33.15	6.29	34.71

For EUT 2 / Radio 3 / External Ant.1_Non-Beamforming Mode

802.11ax HEW40_Nss1,(MCS0)_2TX

5270MHz_TX

07/07/2020

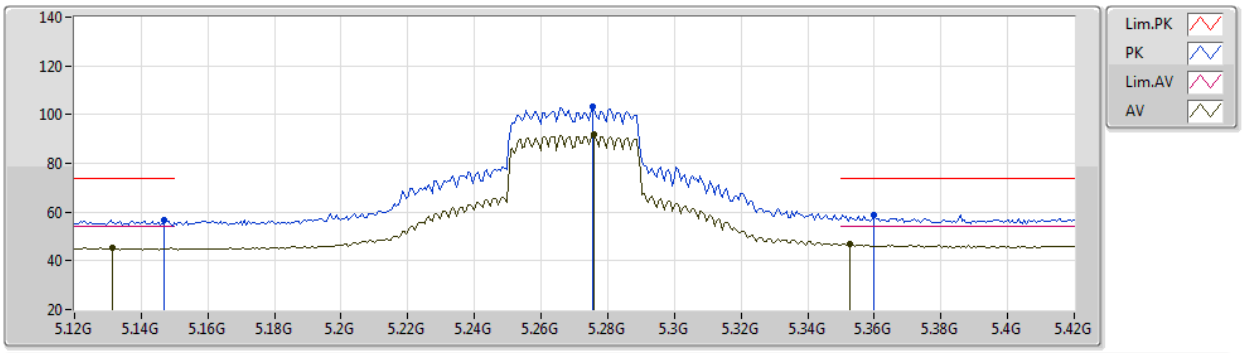

EUT X_2TX
Setting 85
01-D-B-2-10

Type	Freq	Level	Limit	Margin	Raw	Dist	Condition	Azimuth	Height	Comment	AF	CL	PA
	(Hz)	(dBuV/m)	(dBuV/m)	(dB)	(dBuV)	(m)		(°)	(m)		(dB)	(dB)	(dB)
PK	5.147G	56.67	74.00	-17.33	52.63	3	Horizontal	284	2.70	-	32.80	5.87	34.63
AV	5.1314G	45.36	54.00	-8.64	41.32	3	Horizontal	284	2.70	-	32.80	5.87	34.63
PK	5.2754G	103.12	Inf	-Inf	98.67	3	Horizontal	284	2.70	-	33.03	6.10	34.68
AV	5.276G	91.66	Inf	-Inf	87.20	3	Horizontal	284	2.70	-	33.03	6.11	34.68
PK	5.36G	58.98	74.00	-15.02	54.22	3	Horizontal	284	2.70	-	33.16	6.31	34.71
AV	5.3528G	47.09	54.00	-6.91	42.36	3	Horizontal	284	2.70	-	33.15	6.29	34.71

For EUT 2 / Radio 3 / External Ant.1_Non-Beamforming Mode

802.11ax HEW40_Nss1,(MCS0)_2TX

5310MHz_TX

07/07/2020

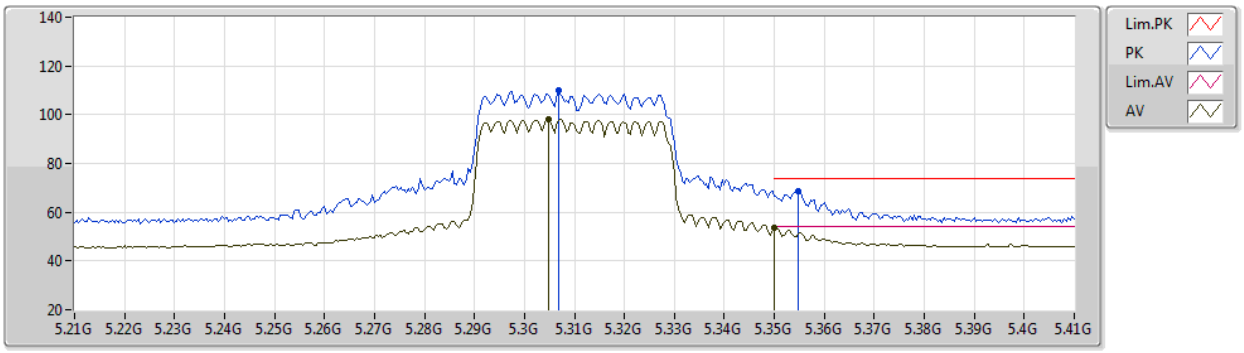

EUT X_2TX
Setting 65
01-D-B-2-10

Type	Freq	Level	Limit	Margin	Raw	Dist	Condition	Azimuth	Height	Comment	AF	CL	PA
	(Hz)	(dBuV/m)	(dBuV/m)	(dB)	(dBuV)	(m)		(°)	(m)		(dB)	(dB)	(dB)
PK	5.3068G	109.99	Inf	-Inf	105.38	3	Vertical	0	2.74	-	33.11	6.19	34.69
AV	5.3048G	98.11	Inf	-Inf	93.52	3	Vertical	0	2.74	-	33.10	6.18	34.69
PK	5.3548G	68.76	74.00	-5.24	64.02	3	Vertical	0	2.74	-	33.15	6.30	34.71
AV	5.35G	53.46	54.00	-0.54	48.72	3	Vertical	0	2.74	-	33.15	6.29	34.70

For EUT 2 / Radio 3 / External Ant.1_Non-Beamforming Mode

802.11ax HEW40_Nss1,(MCS0)_2TX

5310MHz_TX

07/07/2020

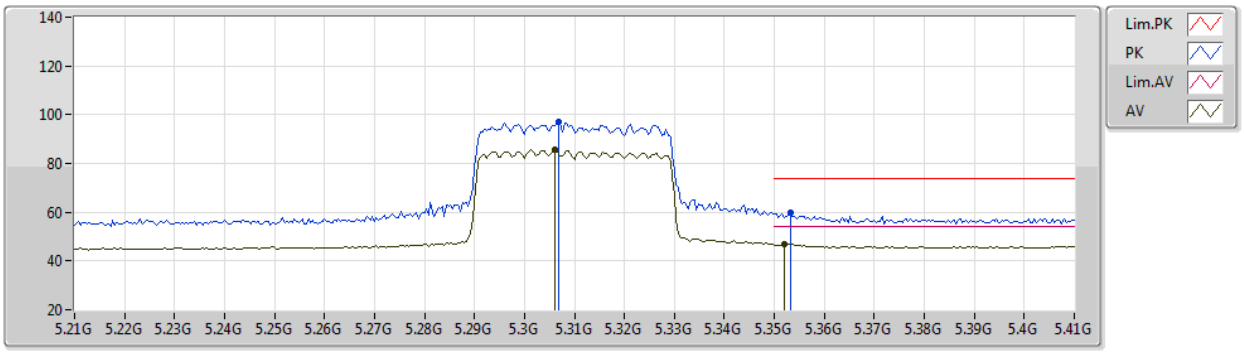

EUT X_2TX
Setting 65
01-D-B-2-10

Type	Freq	Level	Limit	Margin	Raw	Dist	Condition	Azimuth	Height	Comment	AF	CL	PA
	(Hz)	(dBuV/m)	(dBuV/m)	(dB)	(dBuV)	(m)		(°)	(m)		(dB)	(dB)	(dB)
PK	5.3068G	97.08	Inf	-Inf	92.47	3	Horizontal	342	2.31	-	33.11	6.19	34.69
AV	5.306G	85.56	Inf	-Inf	80.96	3	Horizontal	342	2.31	-	33.11	6.18	34.69
PK	5.3532G	59.63	74.00	-14.37	54.90	3	Horizontal	342	2.31	-	33.15	6.29	34.71
AV	5.352G	47.01	54.00	-6.99	42.28	3	Horizontal	342	2.31	-	33.15	6.29	34.71

For EUT 2 / Radio 3 / External Ant.1_Non-Beamforming Mode

802.11ax HEW40_Nss1,(MCS0)_2TX

5510MHz_TX

07/07/2020

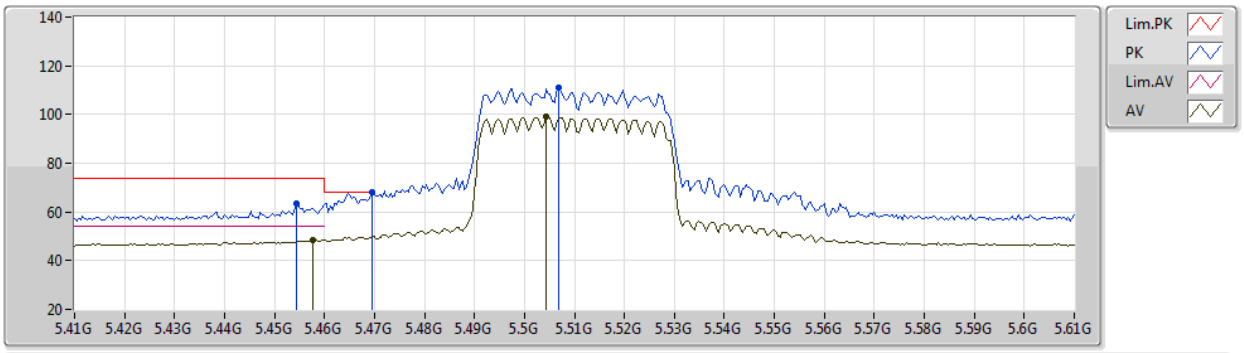

EUT X_2TX
Setting 64
01-D-B-2-10

Type	Freq	Level	Limit	Margin	Raw	Dist	Condition	Azimuth	Height	Comment	AF	CL	PA
	(Hz)	(dBuV/m)	(dBuV/m)	(dB)	(dBuV)	(m)		(°)	(m)		(dB)	(dB)	(dB)
PK	5.4544G	63.51	74.00	-10.49	58.35	3	Vertical	356	2.17	-	33.53	6.37	34.74
AV	5.4576G	48.65	54.00	-5.35	43.47	3	Vertical	356	2.17	-	33.55	6.37	34.74
PK	5.4696G	68.02	68.20	-0.18	62.78	3	Vertical	356	2.17	-	33.62	6.37	34.75
PK	5.5068G	111.26	Inf	-Inf	105.86	3	Vertical	356	2.17	-	33.81	6.35	34.76
AV	5.5044G	99.14	Inf	-Inf	93.74	3	Vertical	356	2.17	-	33.81	6.35	34.76

For EUT 2 / Radio 3 / External Ant.1_Non-Beamforming Mode

802.11ax HEW40_Nss1,(MCS0)_2TX

5510MHz_TX

07/07/2020

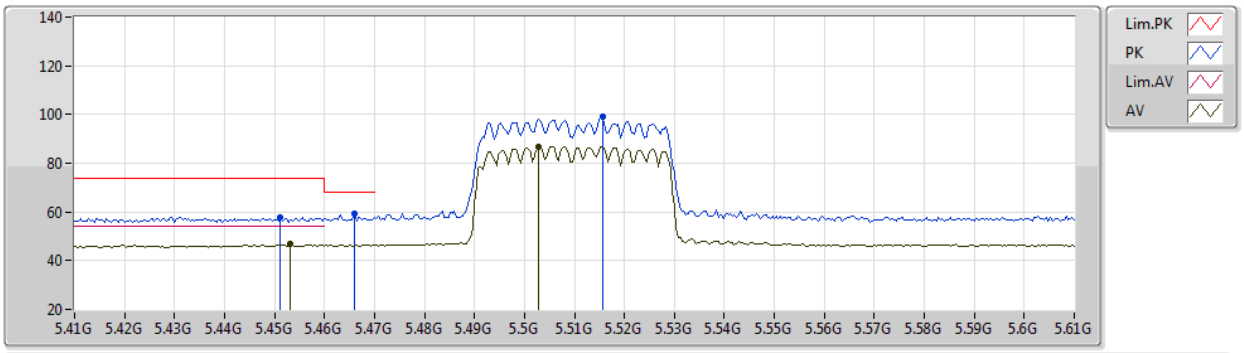

EUT X_2TX
Setting 64
01-D-B-2-10

Type	Freq	Level	Limit	Margin	Raw	Dist	Condition	Azimuth	Height	Comment	AF	CL	PA
	(Hz)	(dBuV/m)	(dBuV/m)	(dB)	(dBuV)	(m)		(°)	(m)		(dB)	(dB)	(dB)
PK	5.4512G	57.63	74.00	-16.37	52.49	3	Horizontal	226	2.18	-	33.51	6.37	34.74
AV	5.4532G	46.66	54.00	-7.34	41.51	3	Horizontal	226	2.18	-	33.52	6.37	34.74
PK	5.466G	59.28	68.20	-8.92	54.06	3	Horizontal	226	2.18	-	33.60	6.37	34.75
PK	5.5156G	99.33	Inf	-Inf	93.91	3	Horizontal	226	2.18	-	33.83	6.34	34.75
AV	5.5028G	86.83	Inf	-Inf	81.43	3	Horizontal	226	2.18	-	33.81	6.35	34.76

For EUT 2 / Radio 3 / External Ant.1_Non-Beamforming Mode

802.11ax HEW40_Nss1,(MCS0)_2TX

5550MHz_TX

07/07/2020

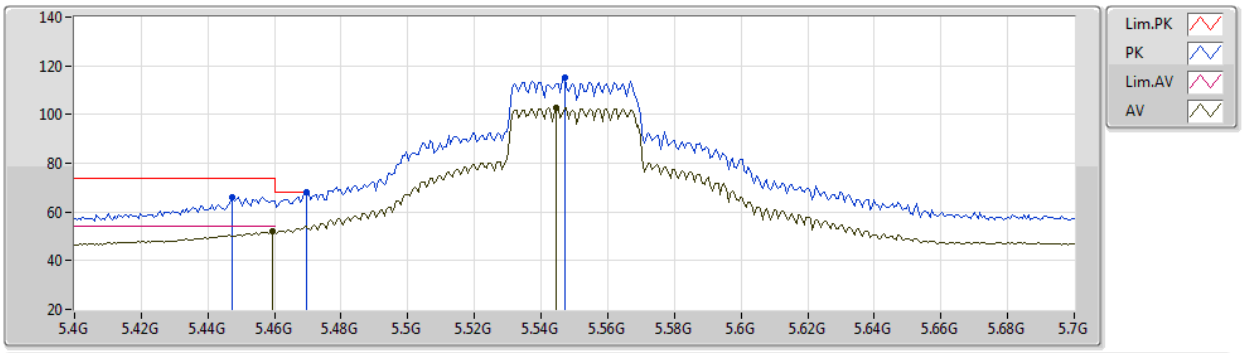

EUT X_2TX
Setting 86
01-D-B-2-10

Type	Freq	Level	Limit	Margin	Raw	Dist	Condition	Azimuth	Height	Comment	AF	CL	PA
	(Hz)	(dBuV/m)	(dBuV/m)	(dB)	(dBuV)	(m)		(°)	(m)		(dB)	(dB)	(dB)
PK	5.4474G	66.09	74.00	-7.91	60.97	3	Vertical	357	2.34	-	33.48	6.38	34.74
PK	5.4696G	68.01	68.20	-0.19	62.77	3	Vertical	357	2.34	-	33.62	6.37	34.75
AV	5.4594G	51.93	54.00	-2.07	46.74	3	Vertical	357	2.34	-	33.56	6.37	34.74
PK	5.547G	115.23	Inf	-Inf	109.75	3	Vertical	357	2.34	-	33.89	6.33	34.74
AV	5.5446G	103.00	Inf	-Inf	97.52	3	Vertical	357	2.34	-	33.89	6.33	34.74

For EUT 2 / Radio 3 / External Ant.1_Non-Beamforming Mode

802.11ax HEW40_Nss1,(MCS0)_2TX

5550MHz_TX

07/07/2020

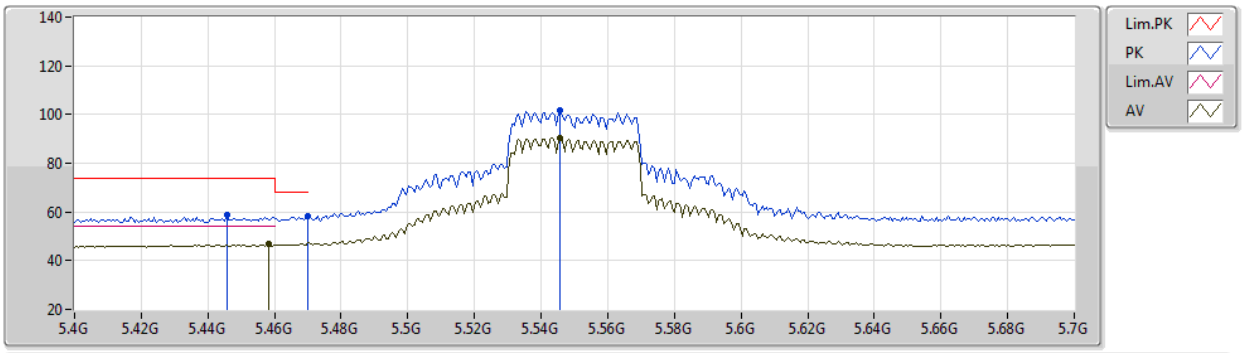

EUT X_2TX
Setting 86
01-D-B-2-10

Type	Freq	Level	Limit	Margin	Raw	Dist	Condition	Azimuth	Height	Comment	AF	CL	PA
	(Hz)	(dBuV/m)	(dBuV/m)	(dB)	(dBuV)	(m)		(°)	(m)		(dB)	(dB)	(dB)
PK	5.4456G	58.57	74.00	-15.43	53.46	3	Horizontal	11	1.99	-	33.47	6.38	34.74
PK	5.47G	58.26	68.20	-9.94	53.02	3	Horizontal	11	1.99	-	33.62	6.37	34.75
AV	5.4582G	46.87	54.00	-7.13	41.69	3	Horizontal	11	1.99	-	33.55	6.37	34.74
PK	5.5458G	101.57	Inf	-Inf	96.09	3	Horizontal	11	1.99	-	33.89	6.33	34.74
AV	5.5458G	90.30	Inf	-Inf	84.82	3	Horizontal	11	1.99	-	33.89	6.33	34.74

For EUT 2 / Radio 3 / External Ant.1_Non-Beamforming Mode

802.11ax HEW40_Nss1,(MCS0)_2TX

5670MHz_TX

07/07/2020

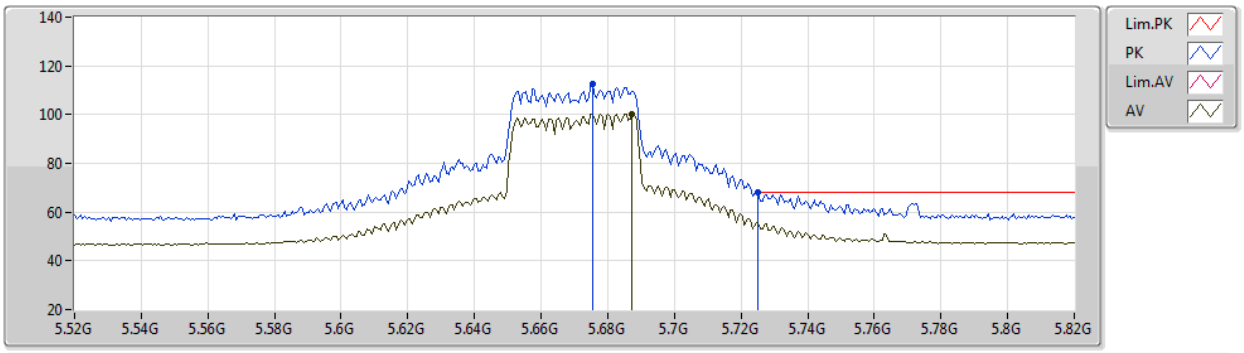

EUT X_2TX
Setting 80
01-D-B-2-10

Type	Freq	Level	Limit	Margin	Raw	Dist	Condition	Azimuth	Height	Comment	AF	CL	PA
	(Hz)	(dBuV/m)	(dBuV/m)	(dB)	(dBuV)	(m)		(°)	(m)		(dB)	(dB)	(dB)
PK	5.6754G	112.39	Inf	-Inf	106.74	3	Vertical	331	2.07	-	34.00	6.34	34.69
AV	5.6874G	100.27	Inf	-Inf	94.62	3	Vertical	331	2.07	-	34.00	6.34	34.69
PK	5.7252G	68.12	68.20	-0.08	62.35	3	Vertical	331	2.07	-	34.08	6.36	34.67

For EUT 2 / Radio 3 / External Ant.1_Non-Beamforming Mode

802.11ax HEW40_Nss1,(MCS0)_2TX

5670MHz_TX

07/07/2020

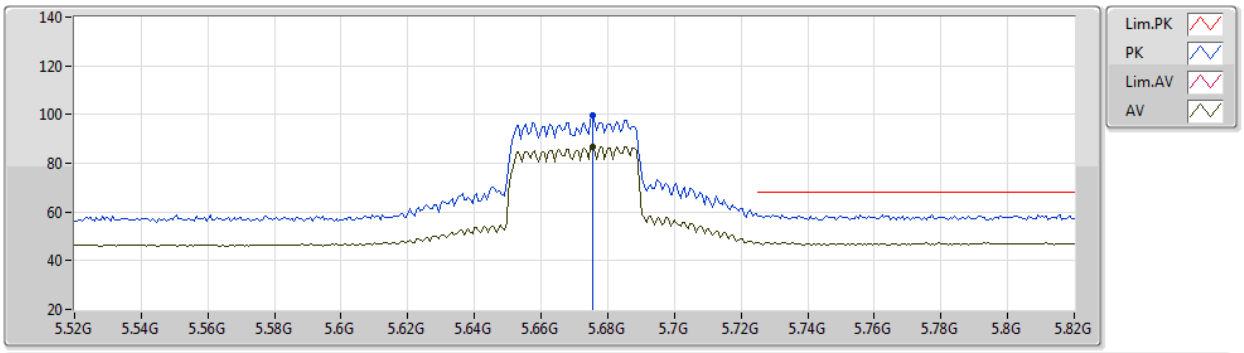

EUT X_2TX
Setting 80
01-D-B-2-10

Type	Freq	Level	Limit	Margin	Raw	Dist	Condition	Azimuth	Height	Comment	AF	CL	PA
	(Hz)	(dBuV/m)	(dBuV/m)	(dB)	(dBuV)	(m)		(°)	(m)		(dB)	(dB)	(dB)
PK	5.6754G	99.54	Inf	-Inf	93.89	3	Horizontal	223	1.80	-	34.00	6.34	34.69
AV	5.6754G	86.91	Inf	-Inf	81.26	3	Horizontal	223	1.80	-	34.00	6.34	34.69

For EUT 2 / Radio 3 / External Ant.1_Non-Beamforming Mode

802.11ax HEW40_Nss1,(MCS0)_2TX

5710MHz Straddle 5.47-5.725GHz_TX

07/07/2020

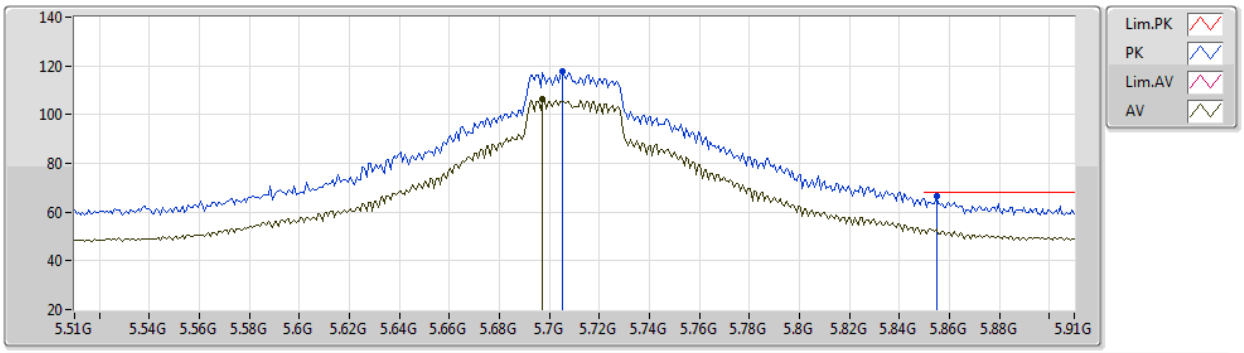

EUT X_2TX
Setting 108
01-D-B-2-10

Type	Freq	Level	Limit	Margin	Raw	Dist	Condition	Azimuth	Height	Comment	AF	CL	PA
	(Hz)	(dBuV/m)	(dBuV/m)	(dB)	(dBuV)	(m)		(°)	(m)		(dB)	(dB)	(dB)
PK	5.7052G	117.61	Inf	-Inf	111.92	3	Vertical	328	2.89	-	34.02	6.35	34.68
AV	5.6972G	106.23	Inf	-Inf	100.56	3	Vertical	328	2.89	-	34.00	6.35	34.68
PK	5.8548G	66.31	68.20	-1.89	59.94	3	Vertical	328	2.89	-	34.57	6.43	34.63

For EUT 2 / Radio 3 / External Ant.1_Non-Beamforming Mode

802.11ax HEW40_Nss1,(MCS0)_2TX

5710MHz Straddle 5.47-5.725GHz_TX

07/07/2020

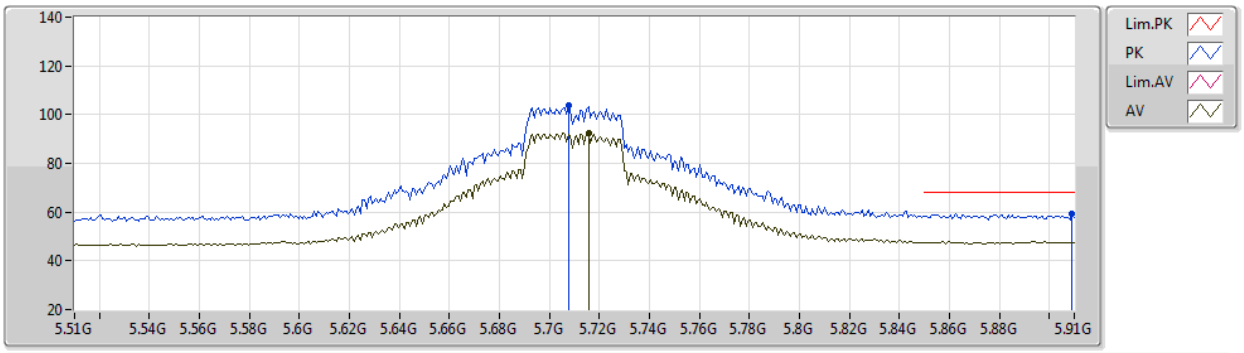

EUT X_2TX
Setting 108
01-D-B-2-10

Type	Freq	Level	Limit	Margin	Raw	Dist	Condition	Azimuth	Height	Comment	AF	CL	PA
	(Hz)	(dBuV/m)	(dBuV/m)	(dB)	(dBuV)	(m)		(°)	(m)		(dB)	(dB)	(dB)
PK	5.7076G	104.01	Inf	-Inf	98.32	3	Horizontal	223	1.80	-	34.02	6.35	34.68
AV	5.7156G	92.38	Inf	-Inf	86.65	3	Horizontal	223	1.80	-	34.05	6.36	34.68
PK	5.9092G	59.28	68.20	-8.92	52.59	3	Horizontal	223	1.80	-	34.85	6.45	34.61

For EUT 2 / Radio 3 / External Ant.1_Non-Beamforming Mode

802.11ax HEW80_Nss1,(MCS0)_2TX

5290MHz_TX

07/07/2020

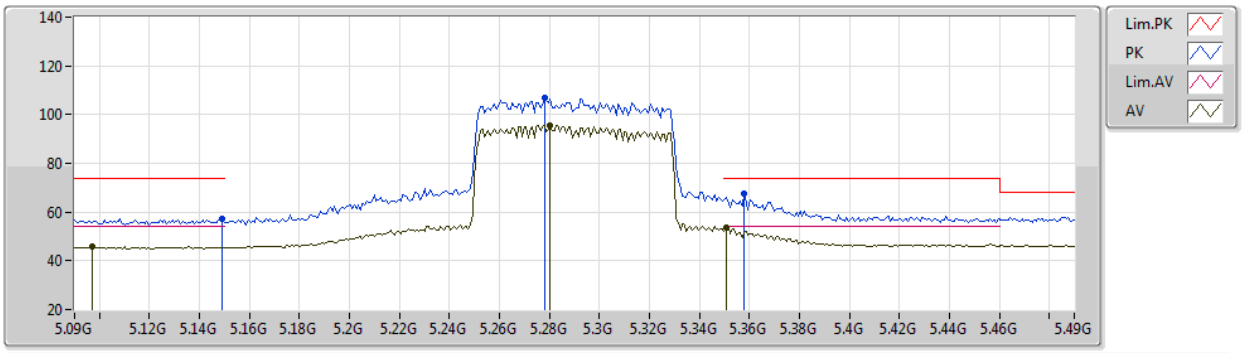

EUT X_2TX
Setting 65
01-D-B-2-10

Type	Freq	Level	Limit	Margin	Raw	Dist	Condition	Azimuth	Height	Comment	AF	CL	PA
	(Hz)	(dBuV/m)	(dBuV/m)	(dB)	(dBuV)	(m)		(°)	(m)		(dB)	(dB)	(dB)
PK	5.1492G	57.03	74.00	-16.97	52.99	3	Vertical	344	2.15	-	32.80	5.87	34.63
AV	5.0972G	45.96	54.00	-8.04	41.93	3	Vertical	344	2.15	-	32.80	5.85	34.62
PK	5.278G	106.86	Inf	-Inf	102.40	3	Vertical	344	2.15	-	33.03	6.11	34.68
AV	5.2804G	95.70	Inf	-Inf	91.22	3	Vertical	344	2.15	-	33.04	6.12	34.68
PK	5.358G	67.36	74.00	-6.64	62.61	3	Vertical	344	2.15	-	33.16	6.30	34.71
AV	5.3508G	53.78	54.00	-0.22	49.05	3	Vertical	344	2.15	-	33.15	6.29	34.71

For EUT 2 / Radio 3 / External Ant.1_Non-Beamforming Mode

802.11ax HEW80_Nss1,(MCS0)_2TX

5290MHz_TX

07/07/2020

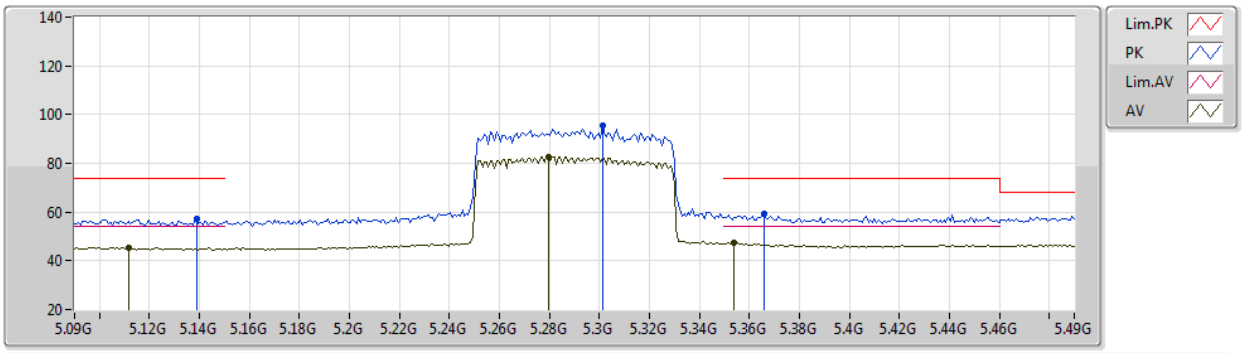

EUT X_2TX
Setting 65
01-D-B-2-10

Type	Freq	Level	Limit	Margin	Raw	Dist	Condition	Azimuth	Height	Comment	AF	CL	PA
	(Hz)	(dBuV/m)	(dBuV/m)	(dB)	(dBuV)	(m)		(°)	(m)		(dB)	(dB)	(dB)
PK	5.1388G	57.03	74.00	-16.97	52.99	3	Horizontal	341	2.10	-	32.80	5.87	34.63
AV	5.1116G	45.48	54.00	-8.52	41.44	3	Horizontal	341	2.10	-	32.80	5.86	34.62
PK	5.3012G	95.27	Inf	-Inf	90.69	3	Horizontal	341	2.10	-	33.10	6.17	34.69
AV	5.2796G	82.81	Inf	-Inf	78.34	3	Horizontal	341	2.10	-	33.04	6.11	34.68
PK	5.366G	59.43	74.00	-14.57	54.65	3	Horizontal	341	2.10	-	33.17	6.32	34.71
AV	5.354G	47.42	54.00	-6.58	42.69	3	Horizontal	341	2.10	-	33.15	6.29	34.71

For EUT 2 / Radio 3 / External Ant.1_Non-Beamforming Mode

802.11ax HEW80_Nss1,(MCS0)_2TX

5530MHz_TX

07/07/2020

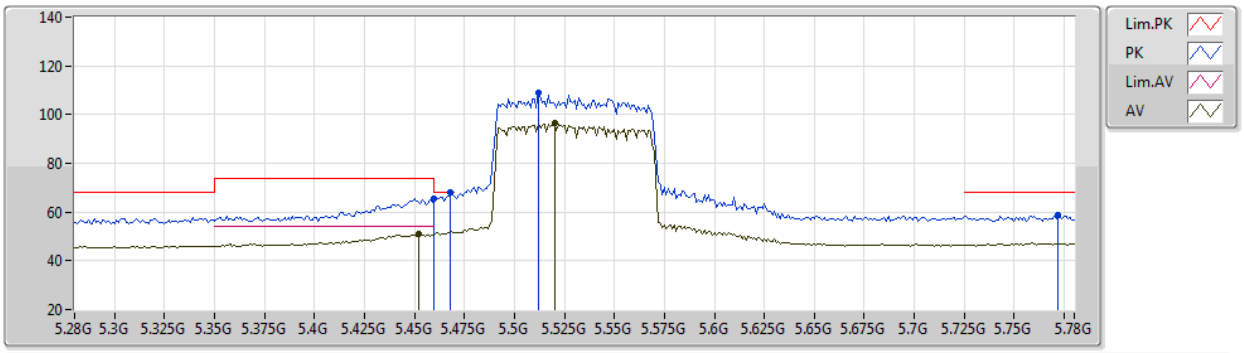

EUT X_2TX
Setting 65
01-D-B-2-10

Type	Freq	Level	Limit	Margin	Raw	Dist	Condition	Azimuth	Height	Comment	AF	CL	PA
	(Hz)	(dBuV/m)	(dBuV/m)	(dB)	(dBuV)	(m)		(°)	(m)		(dB)	(dB)	(dB)
PK	5.46G	65.63	74.00	-8.37	60.44	3	Vertical	357	2.26	-	33.56	6.37	34.74
AV	5.452G	50.99	54.00	-3.01	45.85	3	Vertical	357	2.26	-	33.51	6.37	34.74
PK	5.468G	67.85	68.20	-0.35	62.62	3	Vertical	357	2.26	-	33.61	6.37	34.75
PK	5.512G	108.78	Inf	-Inf	103.38	3	Vertical	357	2.26	-	33.82	6.34	34.76
AV	5.52G	96.38	Inf	-Inf	90.95	3	Vertical	357	2.26	-	33.84	6.34	34.75
PK	5.772G	58.54	68.20	-9.66	52.59	3	Vertical	357	2.26	-	34.22	6.39	34.66

For EUT 2 / Radio 3 / External Ant.1_Non-Beamforming Mode

802.11ax HEW80_Nss1,(MCS0)_2TX

5530MHz_TX

07/07/2020

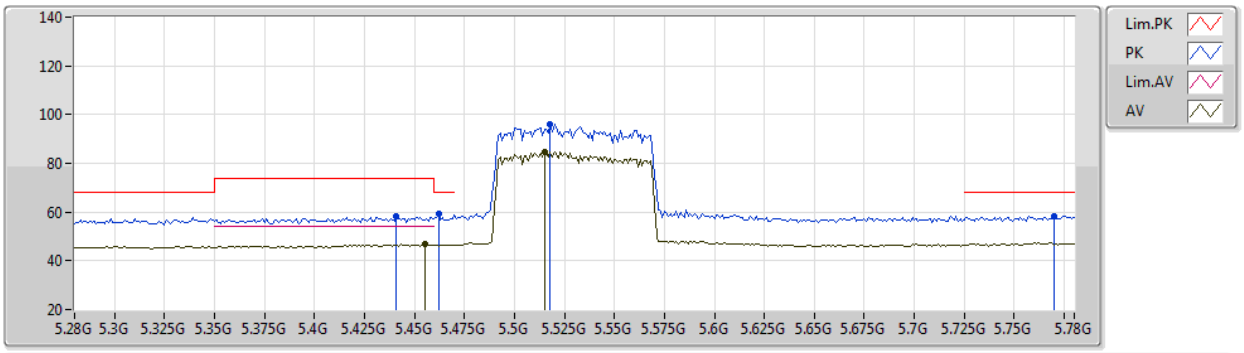

EUT X_2TX
Setting 65
01-D-B-2-10

Type	Freq	Level	Limit	Margin	Raw	Dist	Condition	Azimuth	Height	Comment	AF	CL	PA
	(Hz)	(dBuV/m)	(dBuV/m)	(dB)	(dBuV)	(m)		(°)	(m)		(dB)	(dB)	(dB)
PK	5.441G	58.31	74.00	-15.69	53.22	3	Horizontal	277	3.00	-	33.45	6.38	34.74
PK	5.462G	59.29	68.20	-8.91	54.09	3	Horizontal	277	3.00	-	33.57	6.37	34.74
AV	5.455G	46.81	54.00	-7.19	41.65	3	Horizontal	277	3.00	-	33.53	6.37	34.74
PK	5.518G	96.00	Inf	-Inf	90.57	3	Horizontal	277	3.00	-	33.84	6.34	34.75
AV	5.515G	84.78	Inf	-Inf	79.36	3	Horizontal	277	3.00	-	33.83	6.34	34.75
PK	5.77G	58.38	68.20	-9.82	52.44	3	Horizontal	277	3.00	-	34.21	6.39	34.66

For EUT 2 / Radio 3 / External Ant.1_Non-Beamforming Mode

802.11ax HEW80_Nss1,(MCS0)_2TX

5610MHz_TX

07/07/2020

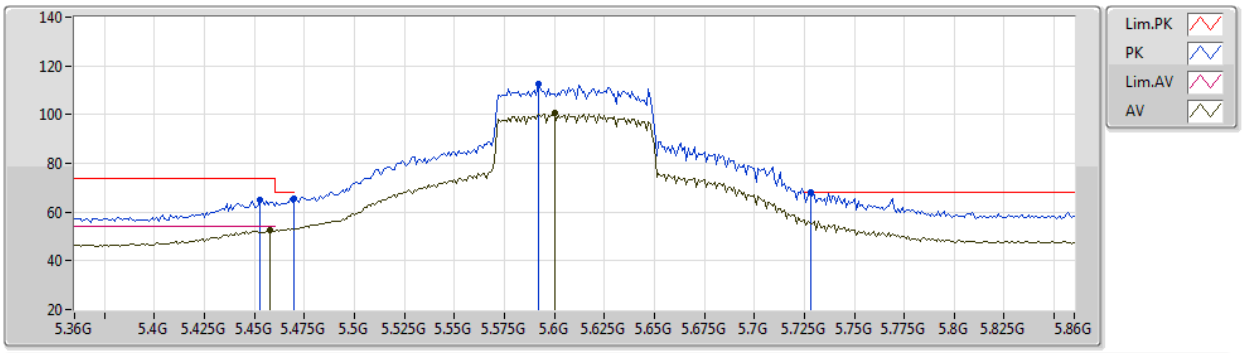

EUT X_2TX
Setting 91
01-D-B-2-10

Type	Freq	Level	Limit	Margin	Raw	Dist	Condition	Azimuth	Height	Comment	AF	CL	PA
	(Hz)	(dBuV/m)	(dBuV/m)	(dB)	(dBuV)	(m)		(°)	(m)		(dB)	(dB)	(dB)
PK	5.453G	65.22	74.00	-8.78	60.07	3	Vertical	353	2.44	-	33.52	6.37	34.74
AV	5.458G	52.48	54.00	-1.52	47.30	3	Vertical	353	2.44	-	33.55	6.37	34.74
PK	5.47G	65.72	68.20	-2.48	60.48	3	Vertical	353	2.44	-	33.62	6.37	34.75
PK	5.592G	112.62	Inf	-Inf	107.06	3	Vertical	353	2.44	-	33.98	6.30	34.72
AV	5.6G	100.58	Inf	-Inf	95.00	3	Vertical	353	2.44	-	34.00	6.30	34.72
PK	5.728G	67.88	68.20	-0.32	62.11	3	Vertical	353	2.44	-	34.08	6.36	34.67

For EUT 2 / Radio 3 / External Ant.1_Non-Beamforming Mode

802.11ax HEW80_Nss1,(MCS0)_2TX

5610MHz_TX

07/07/2020

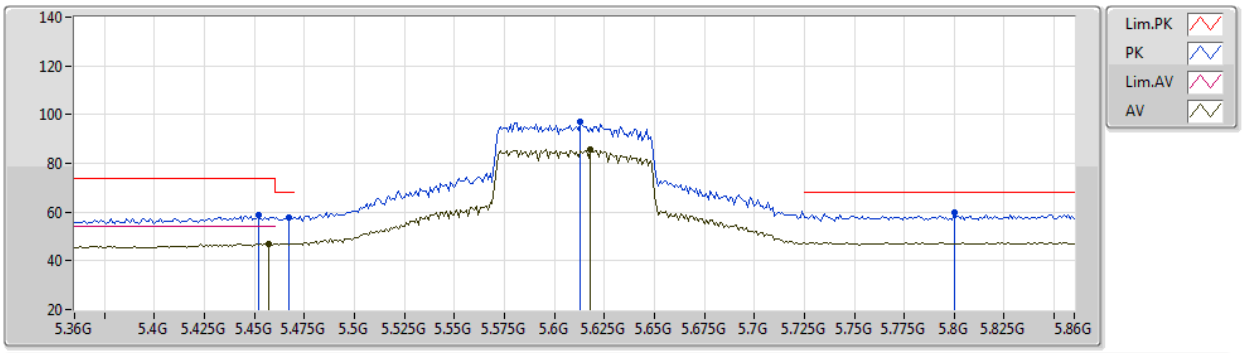

EUT X_2TX
Setting 91
01-D-B-2-10

Type	Freq	Level	Limit	Margin	Raw	Dist	Condition	Azimuth	Height	Comment	AF	CL	PA
	(Hz)	(dBuV/m)	(dBuV/m)	(dB)	(dBuV)	(m)		(°)	(m)		(dB)	(dB)	(dB)
PK	5.452G	58.78	74.00	-15.22	53.64	3	Horizontal	232	1.90	-	33.51	6.37	34.74
AV	5.457G	47.03	54.00	-6.97	41.86	3	Horizontal	232	1.90	-	33.54	6.37	34.74
PK	5.467G	57.77	68.20	-10.43	52.55	3	Horizontal	232	1.90	-	33.60	6.37	34.75
PK	5.613G	97.07	Inf	-Inf	91.47	3	Horizontal	232	1.90	-	34.00	6.31	34.71
AV	5.618G	85.58	Inf	-Inf	79.98	3	Horizontal	232	1.90	-	34.00	6.31	34.71
PK	5.8G	59.73	68.20	-8.47	53.68	3	Horizontal	232	1.90	-	34.30	6.40	34.65

For EUT 2 / Radio 3 / External Ant.1_Non-Beamforming Mode

802.11ax HEW80_Nss1,(MCS0)_2TX

5690MHz Straddle 5.47-5.725GHz_TX

07/07/2020

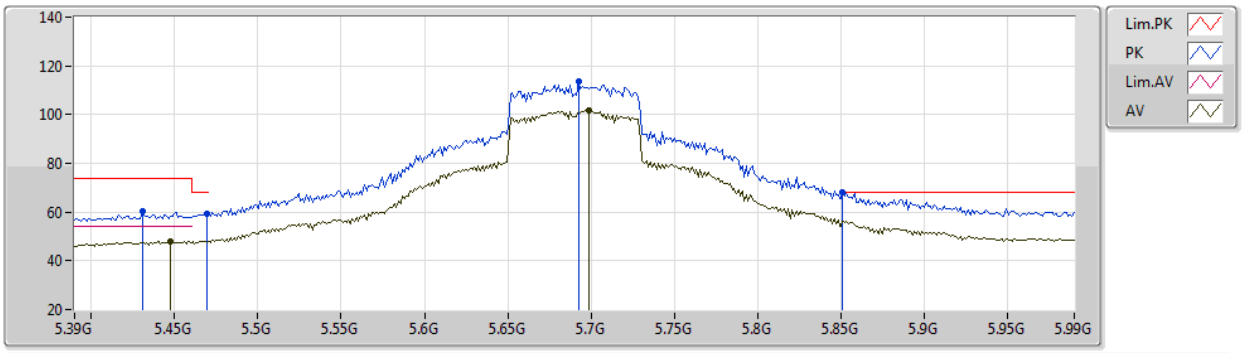

EUT X_2TX
Setting 98
01-D-B-2-10

Type	Freq	Level	Limit	Margin	Raw	Dist	Condition	Azimuth	Height	Comment	AF	CL	PA
	(Hz)	(dBuV/m)	(dBuV/m)	(dB)	(dBuV)	(m)		(°)	(m)		(dB)	(dB)	(dB)
PK	5.4308G	60.16	74.00	-13.84	55.13	3	Vertical	329	3.00	-	33.38	6.38	34.73
AV	5.4476G	47.73	54.00	-6.27	42.60	3	Vertical	329	3.00	-	33.49	6.38	34.74
PK	5.4692G	59.40	68.20	-8.80	54.16	3	Vertical	329	3.00	-	33.62	6.37	34.75
PK	5.6924G	113.51	Inf	-Inf	107.84	3	Vertical	329	3.00	-	34.00	6.35	34.68
AV	5.6984G	101.69	Inf	-Inf	96.02	3	Vertical	329	3.00	-	34.00	6.35	34.68
PK	5.8508G	67.93	68.20	-0.27	61.58	3	Vertical	329	3.00	-	34.55	6.43	34.63

For EUT 2 / Radio 3 / External Ant.1_Non-Beamforming Mode

802.11ax HEW80_Nss1,(MCS0)_2TX

5690MHz Straddle 5.47-5.725GHz_TX

07/07/2020

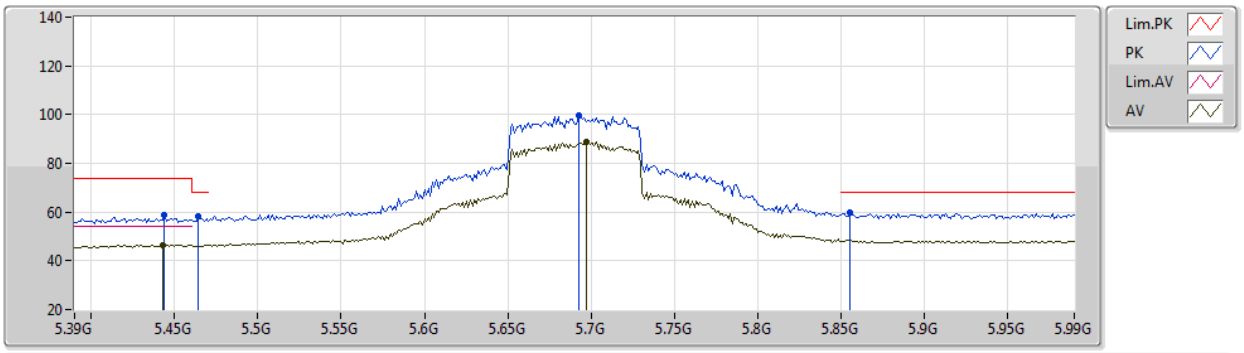

EUT X_2TX
Setting 98
01-D-B-2-10

Type	Freq	Level	Limit	Margin	Raw	Dist	Condition	Azimuth	Height	Comment	AF	CL	PA
	(Hz)	(dBuV/m)	(dBuV/m)	(dB)	(dBuV)	(m)		(°)	(m)		(dB)	(dB)	(dB)
PK	5.444G	58.75	74.00	-15.25	53.65	3	Horizontal	223	1.91	-	33.46	6.38	34.74
AV	5.4428G	46.55	54.00	-7.45	41.45	3	Horizontal	223	1.91	-	33.46	6.38	34.74
PK	5.4644G	58.28	68.20	-9.92	53.07	3	Horizontal	223	1.91	-	33.59	6.37	34.75
PK	5.6924G	99.60	Inf	-Inf	93.93	3	Horizontal	223	1.91	-	34.00	6.35	34.68
AV	5.6972G	88.86	Inf	-Inf	83.19	3	Horizontal	223	1.91	-	34.00	6.35	34.68
PK	5.8556G	59.86	68.20	-8.34	53.48	3	Horizontal	223	1.91	-	34.58	6.43	34.63

For EUT 2 / Radio 1 / External Ant.2_Non-Beamforming Mode
Summary

Mode	Result	Type	Freq (Hz)	Level (dBuV/m)	Limit (dBuV/m)	Margin (dB)	Dist (m)	Condition	Azimuth (°)	Height (m)	Comments
5.47-5.725GHz	-	-	-	-	-	-	-	-	-	-	-
802.11ax HEW20_Nss1,(MCS0)_4TX	Pass	PK	17.09622G	68.08	68.20	-0.12	3	Vertical	197	1.92	-

For EUT 2 / Radio 1 / External Ant.2_Non-Beamforming Mode

802.11a_Nss1,(6Mbps)_4TX

5260MHz_TX

03/07/2020

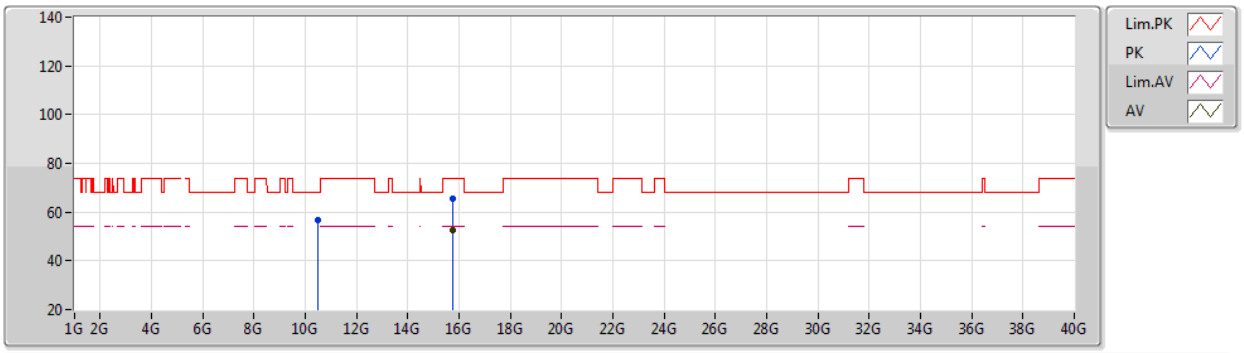

EUT Z_4TX
Setting 108
01-D-G-2

Type	Freq	Level	Limit	Margin	Raw	Dist	Condition	Azimuth	Height	Comment	AF	CL	PA
	(Hz)	(dBuV/m)	(dBuV/m)	(dB)	(dBuV)	(m)		(°)	(m)		(dB)	(dB)	(dB)
PK	10.51448G	56.75	68.20	-11.45	44.78	3	Vertical	139	1.89	-	38.25	8.96	35.24
PK	15.7767G	65.47	74.00	-8.53	52.19	3	Vertical	176	2.41	-	38.58	9.74	35.04
AV	15.7761G	52.78	54.00	-1.22	39.50	3	Vertical	176	2.41	-	38.58	9.74	35.04

For EUT 2 / Radio 1 / External Ant.2_Non-Beamforming Mode

802.11a_Nss1,(6Mbps)_4TX

5260MHz_TX

03/07/2020

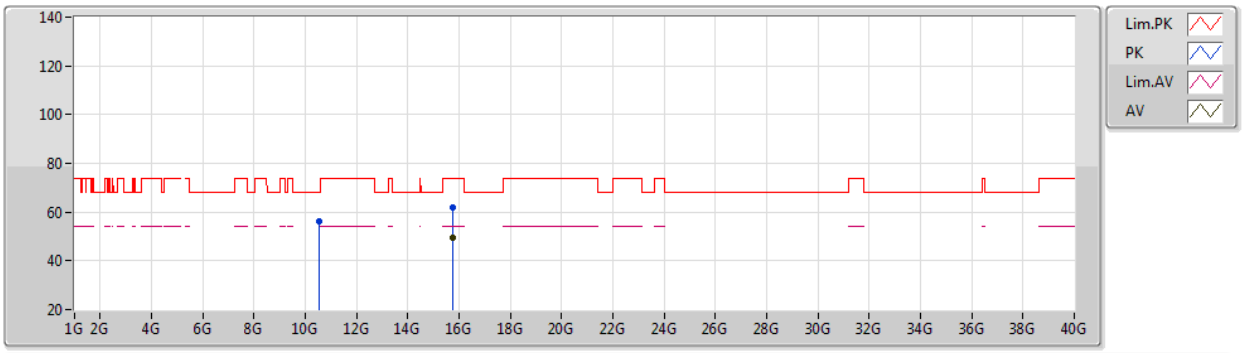

EUT Z_4TX
Setting 108
01-D-G-2

Type	Freq	Level	Limit	Margin	Raw	Dist	Condition	Azimuth	Height	Comment	AF	CL	PA
	(Hz)	(dBuV/m)	(dBuV/m)	(dB)	(dBuV)	(m)		(°)	(m)		(dB)	(dB)	(dB)
PK	10.52612G	56.03	68.20	-12.17	44.04	3	Horizontal	172	1.77	-	38.26	8.96	35.23
PK	15.77502G	62.11	74.00	-11.89	48.83	3	Horizontal	178	1.44	-	38.58	9.74	35.04
AV	15.77514G	49.46	54.00	-4.54	36.18	3	Horizontal	178	1.44	-	38.58	9.74	35.04

For EUT 2 / Radio 1 / External Ant.2_Non-Beamforming Mode

802.11a_Nss1,(6Mbps)_4TX

5300MHz_TX

03/07/2020

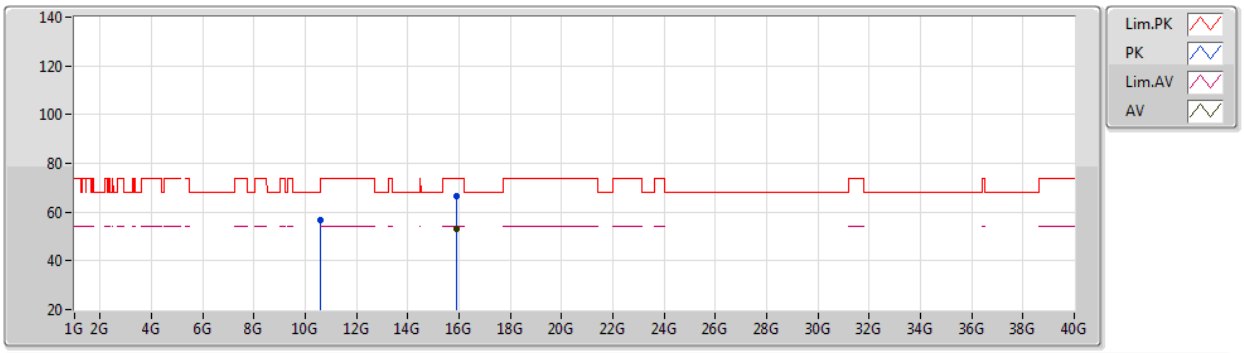

EUT Z_4TX
Setting 108
01-D-G-2

Type	Freq	Level	Limit	Margin	Raw	Dist	Condition	Azimuth	Height	Comment	AF	CL	PA
	(Hz)	(dBuV/m)	(dBuV/m)	(dB)	(dBuV)	(m)		(°)	(m)		(dB)	(dB)	(dB)
PK	10.5979G	56.71	68.20	-11.49	44.62	3	Vertical	164	2.77	-	38.28	8.99	35.18
PK	15.89022G	66.50	74.00	-7.50	53.46	3	Vertical	187	1.95	-	38.49	9.72	35.17
AV	15.90372G	52.99	54.00	-1.01	39.97	3	Vertical	187	1.95	-	38.48	9.72	35.18

For EUT 2 / Radio 1 / External Ant.2_Non-Beamforming Mode

802.11a_Nss1,(6Mbps)_4TX

5300MHz_TX

03/07/2020

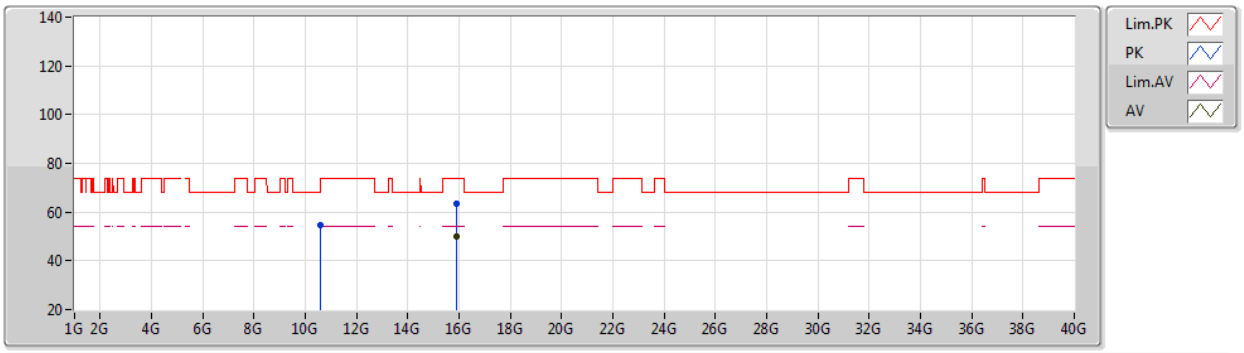

EUT Z_4TX
Setting 108
01-D-G-2

Type	Freq	Level	Limit	Margin	Raw	Dist	Condition	Azimuth	Height	Comment	AF	CL	PA
	(Hz)	(dBuV/m)	(dBuV/m)	(dB)	(dBuV)	(m)		(°)	(m)		(dB)	(dB)	(dB)
PK	10.59236G	54.71	68.20	-13.49	42.63	3	Horizontal	303	2.91	-	38.28	8.98	35.18
PK	15.90396G	63.47	74.00	-10.53	50.45	3	Horizontal	159	1.04	-	38.48	9.72	35.18
AV	15.90378G	50.09	54.00	-3.91	37.07	3	Horizontal	159	1.04	-	38.48	9.72	35.18

For EUT 2 / Radio 1 / External Ant.2_Non-Beamforming Mode

802.11a_Nss1,(6Mbps)_4TX

5320MHz_TX

03/07/2020

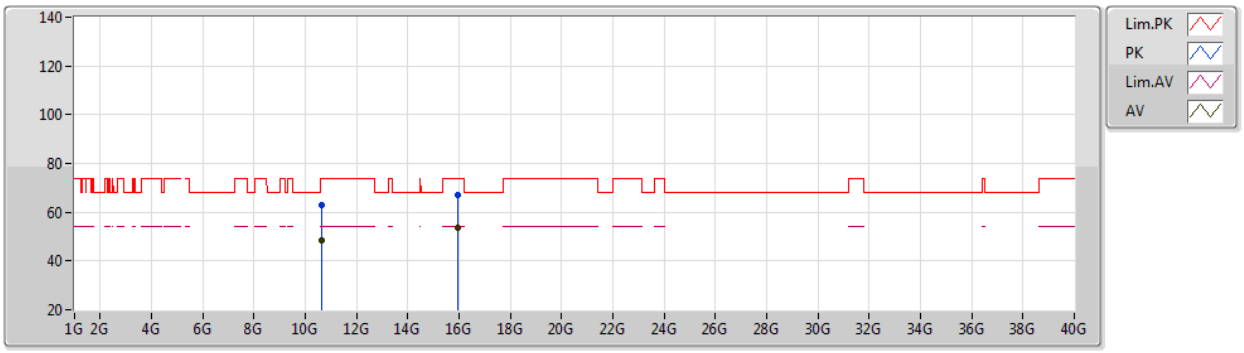

EUT Z_4TX
Setting 108
01-D-G-2

Type	Freq	Level	Limit	Margin	Raw	Dist	Condition	Azimuth	Height	Comment	AF	CL	PA
	(Hz)	(dBuV/m)	(dBuV/m)	(dB)	(dBuV)	(m)		(°)	(m)		(dB)	(dB)	(dB)
PK	10.63754G	62.78	74.00	-11.22	50.63	3	Vertical	150	2.99	-	38.29	9.00	35.14
AV	10.63694G	48.22	54.00	-5.78	36.07	3	Vertical	150	2.99	-	38.29	9.00	35.14
PK	15.95742G	66.88	74.00	-7.12	53.98	3	Vertical	170	3.00	-	38.43	9.71	35.24
AV	15.95796G	53.73	54.00	-0.27	40.83	3	Vertical	170	3.00	-	38.43	9.71	35.24

For EUT 2 / Radio 1 / External Ant.2_Non-Beamforming Mode

802.11a_Nss1,(6Mbps)_4TX

5320MHz_TX

03/07/2020

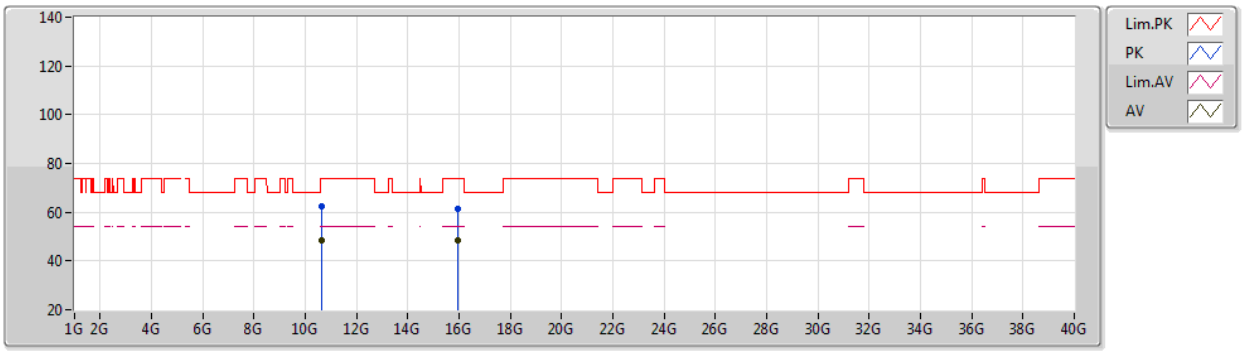

EUT Z_4TX
Setting 108
01-D-G-2

Type	Freq	Level	Limit	Margin	Raw	Dist	Condition	Azimuth	Height	Comment	AF	CL	PA
	(Hz)	(dBuV/m)	(dBuV/m)	(dB)	(dBuV)	(m)		(°)	(m)		(dB)	(dB)	(dB)
PK	10.6376G	62.36	74.00	-11.64	50.21	3	Horizontal	246	1.04	-	38.29	9.00	35.14
AV	10.63682G	48.34	54.00	-5.66	36.19	3	Horizontal	246	1.04	-	38.29	9.00	35.14
PK	15.96408G	61.46	74.00	-12.54	48.57	3	Horizontal	161	1.21	-	38.43	9.71	35.25
AV	15.96558G	48.68	54.00	-5.32	35.79	3	Horizontal	161	1.21	-	38.43	9.71	35.25

For EUT 2 / Radio 1 / External Ant.2_Non-Beamforming Mode

802.11a_Nss1,(6Mbps)_4TX

5500MHz_TX

03/07/2020

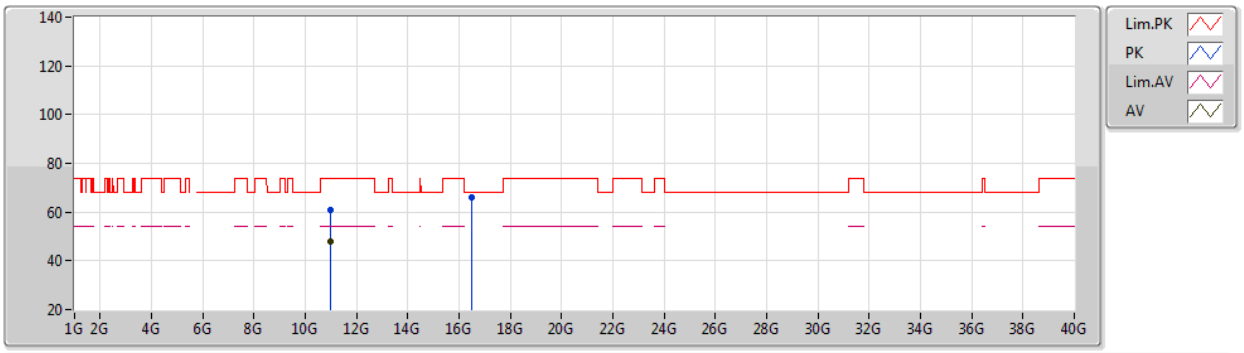

EUT Z_4TX
Setting 108
01-D-G-2

Type	Freq	Level	Limit	Margin	Raw	Dist	Condition	Azimuth	Height	Comment	AF	CL	PA
	(Hz)	(dBuV/m)	(dBuV/m)	(dB)	(dBuV)	(m)		(°)	(m)		(dB)	(dB)	(dB)
PK	10.99772G	60.98	74.00	-13.02	48.32	3	Vertical	199	2.00	-	38.40	9.11	34.85
AV	10.99904G	47.86	54.00	-6.14	35.20	3	Vertical	199	2.00	-	38.40	9.11	34.85
PK	16.49676G	65.94	68.20	-2.26	50.72	3	Vertical	200	1.30	-	39.79	9.93	34.50

For EUT 2 / Radio 1 / External Ant.2_Non-Beamforming Mode

802.11a_Nss1,(6Mbps)_4TX

5500MHz_TX

03/07/2020

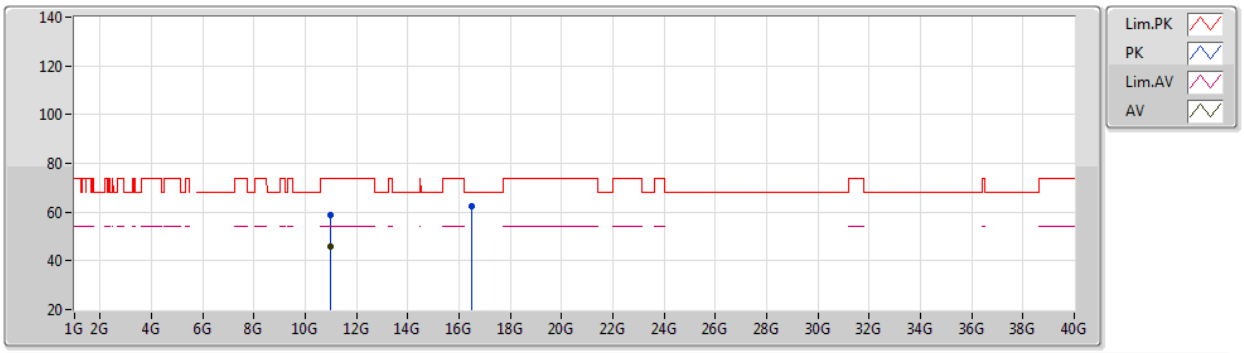

EUT Z_4TX
Setting 108
01-D-G-2

Type	Freq	Level	Limit	Margin	Raw	Dist	Condition	Azimuth	Height	Comment	AF	CL	PA
	(Hz)	(dBuV/m)	(dBuV/m)	(dB)	(dBuV)	(m)		(°)	(m)		(dB)	(dB)	(dB)
PK	10.99766G	58.86	74.00	-15.14	46.20	3	Horizontal	144	1.80	-	38.40	9.11	34.85
AV	10.99604G	45.76	54.00	-8.24	33.10	3	Horizontal	144	1.80	-	38.40	9.11	34.85
PK	16.50516G	62.31	68.20	-5.89	47.05	3	Horizontal	207	1.77	-	39.81	9.93	34.48

For EUT 2 / Radio 1 / External Ant.2_Non-Beamforming Mode

802.11a_Nss1,(6Mbps)_4TX

5580MHz_TX

03/07/2020

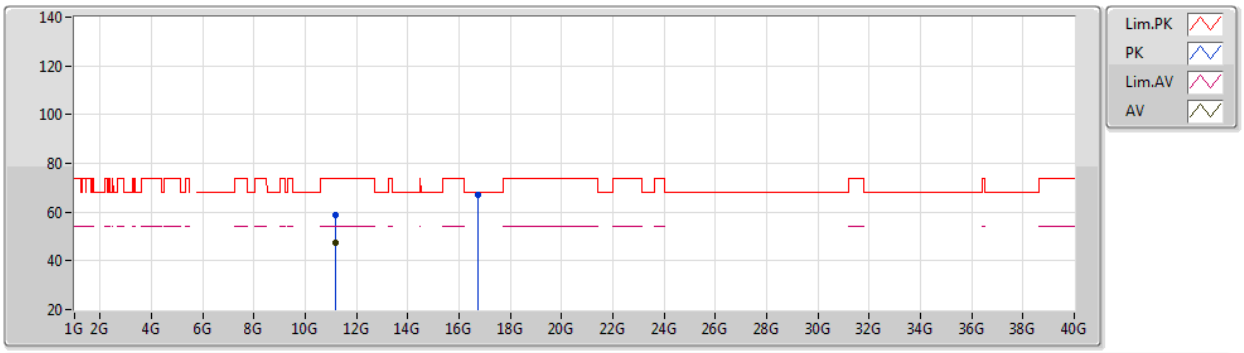

EUT Z_4TX
Setting 108
01-D-G-2

Type	Freq	Level	Limit	Margin	Raw	Dist	Condition	Azimuth	Height	Comment	AF	CL	PA
	(Hz)	(dBuV/m)	(dBuV/m)	(dB)	(dBuV)	(m)		(°)	(m)		(dB)	(dB)	(dB)
PK	11.15694G	58.76	74.00	-15.24	46.06	3	Vertical	312	2.02	-	38.42	9.16	34.88
AV	11.1561G	47.29	54.00	-6.71	34.58	3	Vertical	312	2.02	-	38.42	9.16	34.87
PK	16.74306G	66.94	68.20	-1.26	50.52	3	Vertical	179	3.00	-	40.48	10.04	34.10

For EUT 2 / Radio 1 / External Ant.2_Non-Beamforming Mode

802.11a_Nss1,(6Mbps)_4TX

5580MHz_TX

03/07/2020

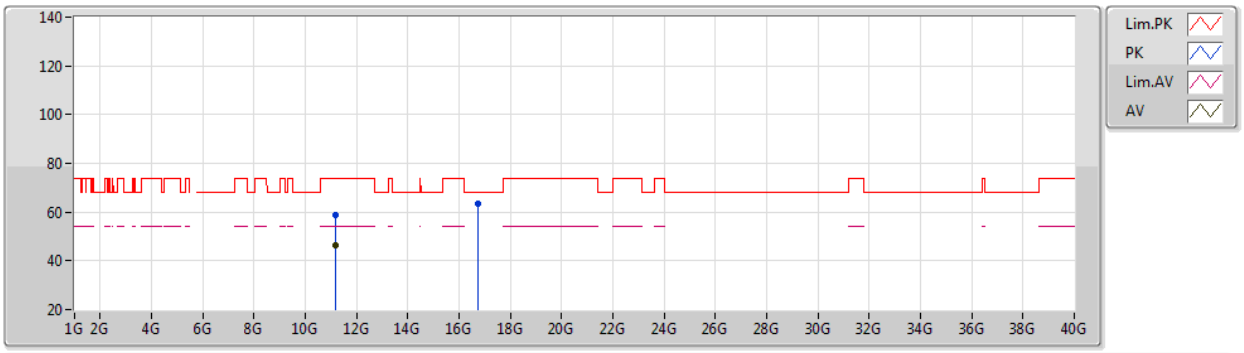

EUT Z_4TX
Setting 108
01-D-G-2

Type	Freq	Level	Limit	Margin	Raw	Dist	Condition	Azimuth	Height	Comment	AF	CL	PA
	(Hz)	(dBuV/m)	(dBuV/m)	(dB)	(dBuV)	(m)		(°)	(m)		(dB)	(dB)	(dB)
PK	11.15694G	58.78	74.00	-15.22	46.08	3	Horizontal	222	1.35	-	38.42	9.16	34.88
AV	11.15622G	46.46	54.00	-7.54	33.75	3	Horizontal	222	1.35	-	38.42	9.16	34.87
PK	16.74078G	63.37	68.20	-4.83	46.96	3	Horizontal	209	1.80	-	40.47	10.04	34.10

For EUT 2 / Radio 1 / External Ant.2_Non-Beamforming Mode

802.11a_Nss1,(6Mbps)_4TX

5700MHz_TX

03/07/2020

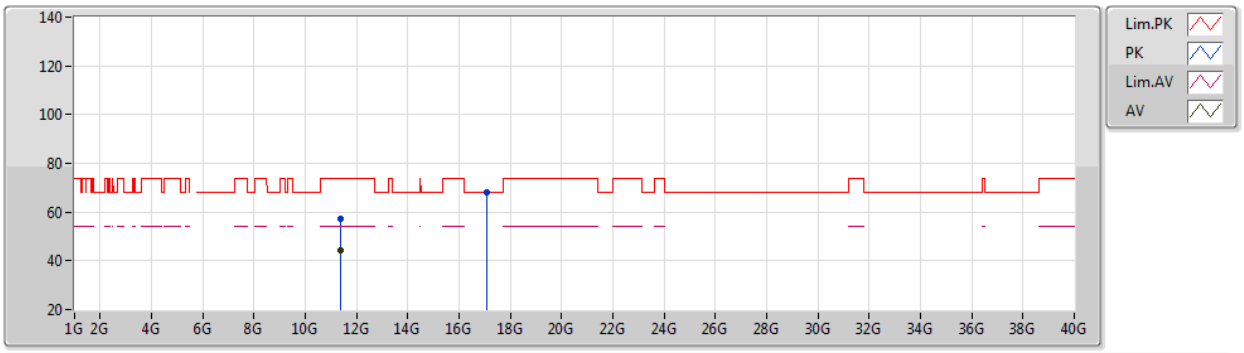

EUT Z_4TX
Setting 103
01-D-G-2

Type	Freq	Level	Limit	Margin	Raw	Dist	Condition	Azimuth	Height	Comment	AF	CL	PA
	(Hz)	(dBuV/m)	(dBuV/m)	(dB)	(dBuV)	(m)		(°)	(m)		(dB)	(dB)	(dB)
PK	11.39208G	57.26	74.00	-16.74	44.51	3	Vertical	212	2.73	-	38.44	9.22	34.91
AV	11.39256G	44.46	54.00	-9.54	31.71	3	Vertical	212	2.73	-	38.44	9.22	34.91
PK	17.10318G	67.97	68.20	-0.23	50.12	3	Vertical	198	1.80	-	41.35	10.21	33.71

For EUT 2 / Radio 1 / External Ant.2_Non-Beamforming Mode

802.11a_Nss1,(6Mbps)_4TX

5700MHz_TX

03/07/2020

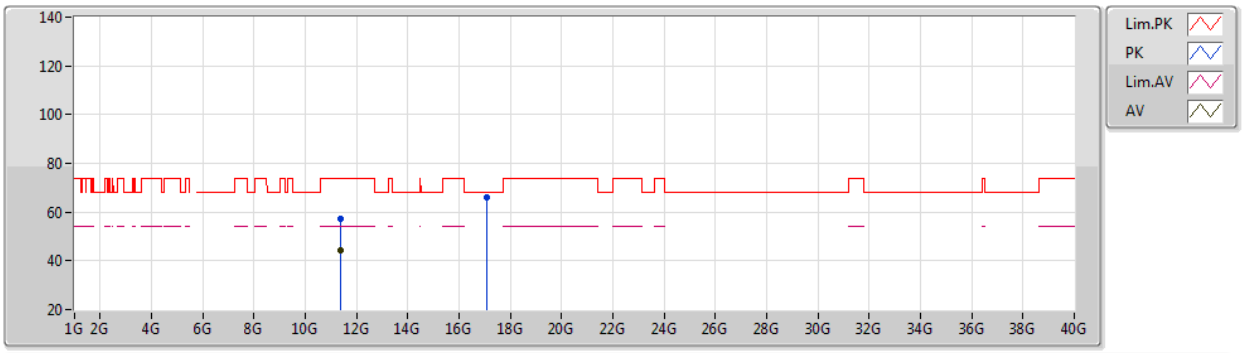

EUT Z_4TX
Setting 103
01-D-G-2

Type	Freq	Level	Limit	Margin	Raw	Dist	Condition	Azimuth	Height	Comment	AF	CL	PA
	(Hz)	(dBuV/m)	(dBuV/m)	(dB)	(dBuV)	(m)		(°)	(m)		(dB)	(dB)	(dB)
PK	11.39088G	57.09	74.00	-16.91	44.34	3	Horizontal	330	2.67	-	38.44	9.22	34.91
AV	11.39376G	44.20	54.00	-9.80	31.45	3	Horizontal	330	2.67	-	38.44	9.22	34.91
PK	17.103G	65.92	68.20	-2.28	48.07	3	Horizontal	192	2.27	-	41.35	10.21	33.71

For EUT 2 / Radio 1 / External Ant.2_Non-Beamforming Mode

802.11a_Nss1,(6Mbps)_4TX

5720MHz Straddle 5.47-5.725GHz_TX

03/07/2020

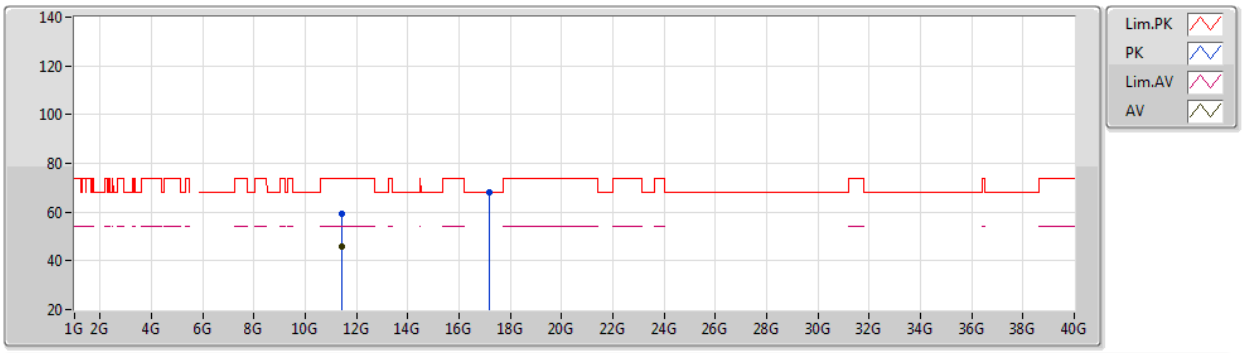

EUT Z_4TX
Setting 96
01-D-G-2

Type	Freq	Level	Limit	Margin	Raw	Dist	Condition	Azimuth	Height	Comment	AF	CL	PA
	(Hz)	(dBuV/m)	(dBuV/m)	(dB)	(dBuV)	(m)		(°)	(m)		(dB)	(dB)	(dB)
PK	11.4376G	59.30	74.00	-14.70	46.54	3	Vertical	301	2.24	-	38.44	9.24	34.92
AV	11.43676G	46.09	54.00	-7.91	33.33	3	Vertical	301	2.24	-	38.44	9.24	34.92
PK	17.15964G	67.98	68.20	-0.22	50.03	3	Vertical	196	2.06	-	41.44	10.23	33.72

For EUT 2 / Radio 1 / External Ant.2_Non-Beamforming Mode

802.11a_Nss1,(6Mbps)_4TX

5720MHz Straddle 5.47-5.725GHz_TX

03/07/2020

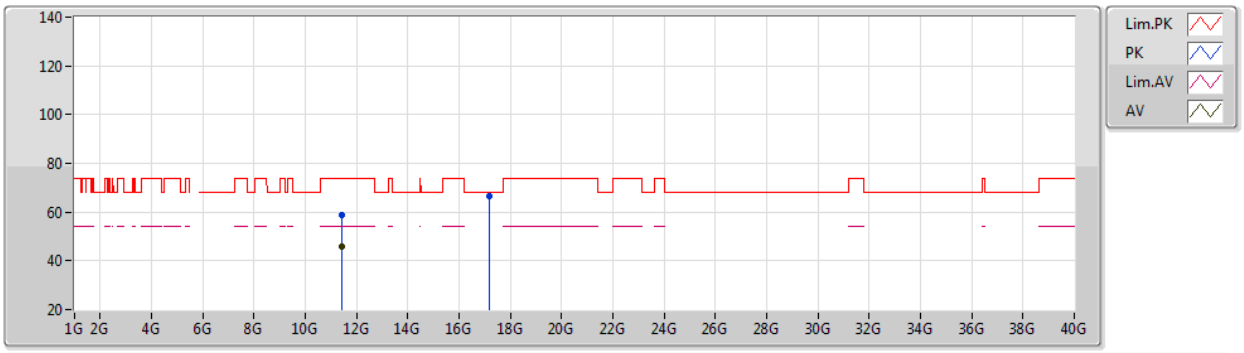

EUT Z_4TX
Setting 96
01-D-G-2

Type	Freq	Level	Limit	Margin	Raw	Dist	Condition	Azimuth	Height	Comment	AF	CL	PA
	(Hz)	(dBuV/m)	(dBuV/m)	(dB)	(dBuV)	(m)		(°)	(m)		(dB)	(dB)	(dB)
PK	11.43724G	58.75	74.00	-15.25	45.99	3	Horizontal	354	2.53	-	38.44	9.24	34.92
AV	11.4367G	45.73	54.00	-8.27	32.97	3	Horizontal	354	2.53	-	38.44	9.24	34.92
PK	17.1594G	66.52	68.20	-1.68	48.57	3	Horizontal	182	2.10	-	41.44	10.23	33.72

For EUT 2 / Radio 1 / External Ant.2_Non-Beamforming Mode

802.11ax HEW20_Nss1,(MCS0)_4TX

5260MHz_TX

03/07/2020

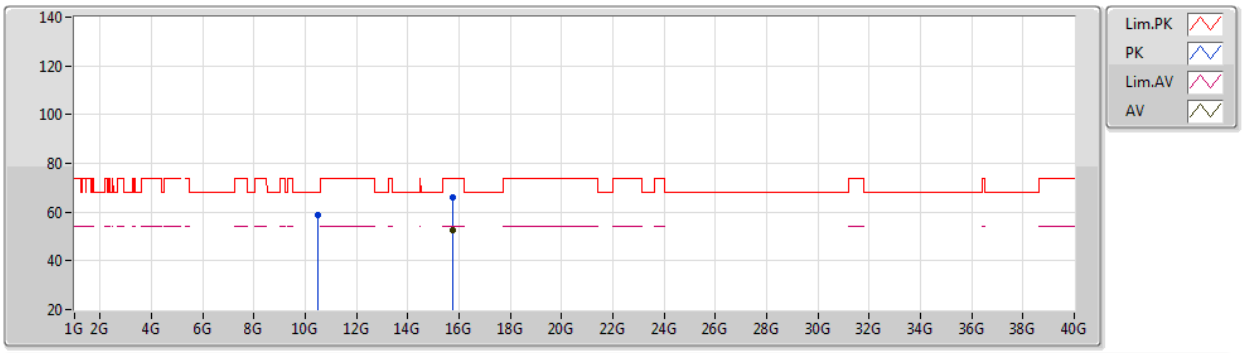

EUT Z_4TX
Setting 108
01-D-G-2

Type	Freq	Level	Limit	Margin	Raw	Dist	Condition	Azimuth	Height	Comment	AF	CL	PA
	(Hz)	(dBuV/m)	(dBuV/m)	(dB)	(dBuV)	(m)		(°)	(m)		(dB)	(dB)	(dB)
PK	10.51634G	58.64	68.20	-9.56	46.67	3	Vertical	254	2.73	-	38.25	8.96	35.24
PK	15.77274G	65.99	74.00	-8.01	52.71	3	Vertical	177	2.49	-	38.58	9.74	35.04
AV	15.77274G	52.45	54.00	-1.55	39.17	3	Vertical	177	2.49	-	38.58	9.74	35.04

For EUT 2 / Radio 1 / External Ant.2_Non-Beamforming Mode

802.11ax HEW20_Nss1,(MCS0)_4TX

5260MHz_TX

03/07/2020

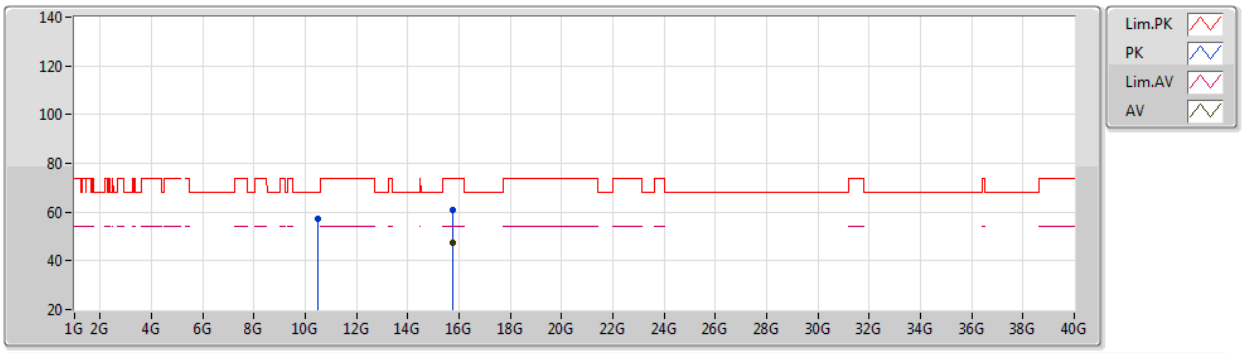

EUT Z_4TX
Setting 108
01-D-G-2

Type	Freq	Level	Limit	Margin	Raw	Dist	Condition	Azimuth	Height	Comment	AF	CL	PA
	(Hz)	(dBuV/m)	(dBuV/m)	(dB)	(dBuV)	(m)		(°)	(m)		(dB)	(dB)	(dB)
PK	10.51406G	57.33	68.20	-10.87	45.36	3	Horizontal	228	2.29	-	38.25	8.96	35.24
PK	15.77352G	61.00	74.00	-13.00	47.72	3	Horizontal	178	1.59	-	38.58	9.74	35.04
AV	15.77868G	47.36	54.00	-6.64	34.08	3	Horizontal	178	1.59	-	38.58	9.74	35.04

For EUT 2 / Radio 1 / External Ant.2_Non-Beamforming Mode

802.11ax HEW20_Nss1,(MCS0)_4TX

5300MHz_TX

03/07/2020

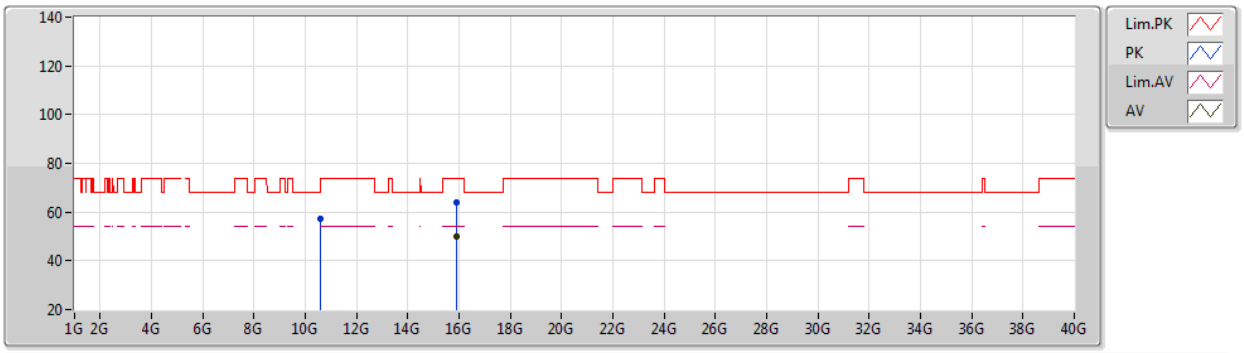

EUT Z_4TX
Setting 108
01-D-G-2

Type	Freq	Level	Limit	Margin	Raw	Dist	Condition	Azimuth	Height	Comment	AF	CL	PA
	(Hz)	(dBuV/m)	(dBuV/m)	(dB)	(dBuV)	(m)		(°)	(m)		(dB)	(dB)	(dB)
PK	10.5988G	57.36	68.20	-10.84	45.26	3	Vertical	163	1.39	-	38.28	8.99	35.17
PK	15.89256G	63.94	74.00	-10.06	50.90	3	Vertical	186	1.94	-	38.49	9.72	35.17
AV	15.90084G	50.09	54.00	-3.91	37.07	3	Vertical	186	1.94	-	38.48	9.72	35.18

For EUT 2 / Radio 1 / External Ant.2_Non-Beamforming Mode

802.11ax HEW20_Nss1,(MCS0)_4TX

5300MHz_TX

03/07/2020

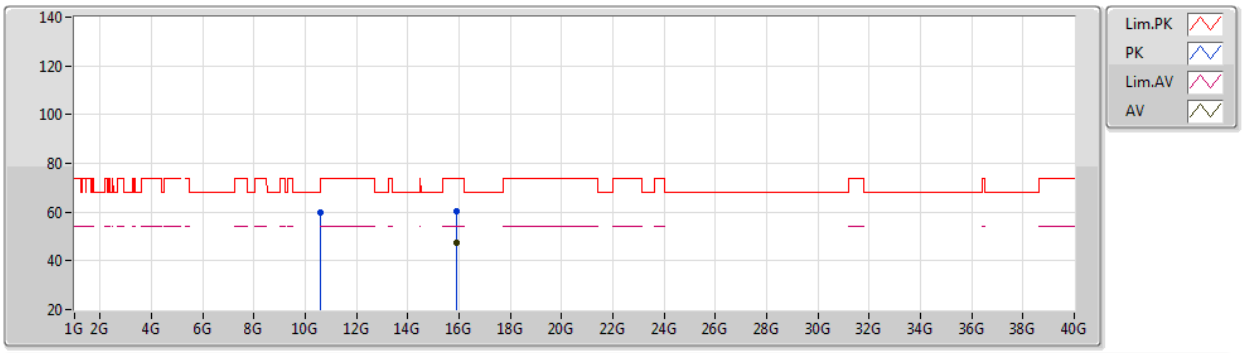

EUT Z_4TX
Setting 108
01-D-G-2

Type	Freq	Level	Limit	Margin	Raw	Dist	Condition	Azimuth	Height	Comment	AF	CL	PA
	(Hz)	(dBuV/m)	(dBuV/m)	(dB)	(dBuV)	(m)		(°)	(m)		(dB)	(dB)	(dB)
PK	10.59798G	60.04	68.20	-8.16	47.95	3	Horizontal	230	2.23	-	38.28	8.99	35.18
PK	15.91344G	60.21	74.00	-13.79	47.21	3	Horizontal	268	1.40	-	38.47	9.72	35.19
AV	15.89244G	47.54	54.00	-6.46	34.50	3	Horizontal	268	1.40	-	38.49	9.72	35.17

For EUT 2 / Radio 1 / External Ant.2_Non-Beamforming Mode

802.11ax HEW20_Nss1,(MCS0)_4TX

5320MHz_TX

03/07/2020

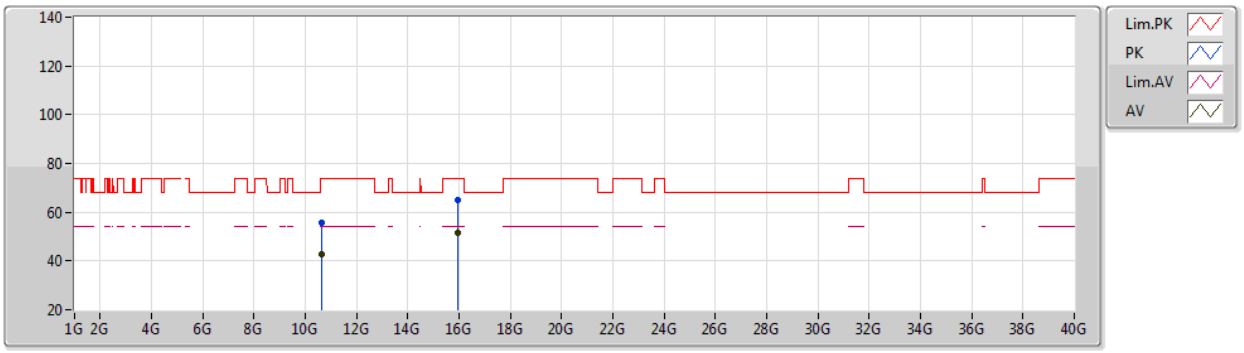

EUT Z_4TX
Setting 108
01-D-G-2

Type	Freq	Level	Limit	Margin	Raw	Dist	Condition	Azimuth	Height	Comment	AF	CL	PA
	(Hz)	(dBuV/m)	(dBuV/m)	(dB)	(dBuV)	(m)		(°)	(m)		(dB)	(dB)	(dB)
PK	10.63112G	55.88	74.00	-18.12	43.74	3	Vertical	153	2.16	-	38.29	9.00	35.15
AV	10.64156G	42.99	54.00	-11.01	30.84	3	Vertical	153	2.16	-	38.29	9.00	35.14
PK	15.95934G	65.12	74.00	-8.88	52.22	3	Vertical	171	3.00	-	38.43	9.71	35.24
AV	15.9594G	51.66	54.00	-2.34	38.76	3	Vertical	171	3.00	-	38.43	9.71	35.24

For EUT 2 / Radio 1 / External Ant.2_Non-Beamforming Mode

802.11ax HEW20_Nss1,(MCS0)_4TX

5320MHz_TX

03/07/2020

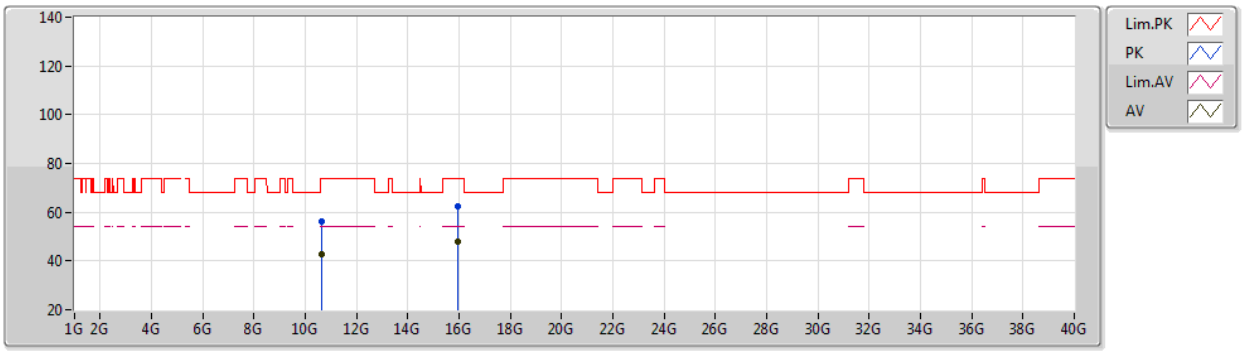

EUT Z_4TX
Setting 108
01-D-G-2

Type	Freq	Level	Limit	Margin	Raw	Dist	Condition	Azimuth	Height	Comment	AF	CL	PA
	(Hz)	(dBuV/m)	(dBuV/m)	(dB)	(dBuV)	(m)		(°)	(m)		(dB)	(dB)	(dB)
PK	10.63724G	56.30	74.00	-17.70	44.15	3	Horizontal	289	1.83	-	38.29	9.00	35.14
AV	10.64156G	42.96	54.00	-11.04	30.81	3	Horizontal	289	1.83	-	38.29	9.00	35.14
PK	15.95268G	62.67	74.00	-11.33	49.76	3	Horizontal	160	1.03	-	38.44	9.71	35.24
AV	15.95772G	48.14	54.00	-5.86	35.24	3	Horizontal	160	1.03	-	38.43	9.71	35.24

For EUT 2 / Radio 1 / External Ant.2_Non-Beamforming Mode

802.11ax HEW20_Nss1,(MCS0)_4TX

5500MHz_TX

03/07/2020

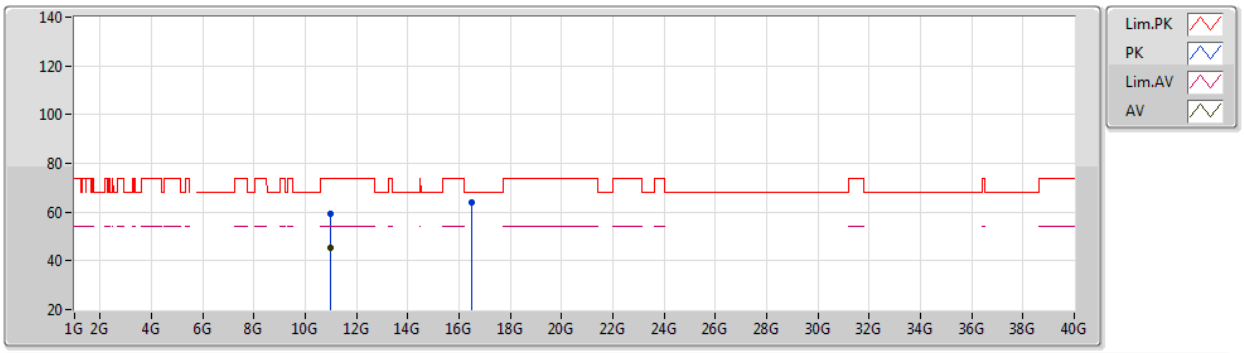

EUT Z_4TX
Setting 108
01-D-G-2

Type	Freq	Level	Limit	Margin	Raw	Dist	Condition	Azimuth	Height	Comment	AF	CL	PA
	(Hz)	(dBuV/m)	(dBuV/m)	(dB)	(dBuV)	(m)		(°)	(m)		(dB)	(dB)	(dB)
PK	10.99892G	59.25	74.00	-14.75	46.59	3	Vertical	28	2.10	-	38.40	9.11	34.85
AV	10.99454G	45.40	54.00	-8.60	32.74	3	Vertical	28	2.10	-	38.40	9.11	34.85
PK	16.50354G	64.08	68.20	-4.12	48.82	3	Vertical	196	1.77	-	39.81	9.93	34.48

For EUT 2 / Radio 1 / External Ant.2_Non-Beamforming Mode

802.11ax HEW20_Nss1,(MCS0)_4TX

5500MHz_TX

03/07/2020

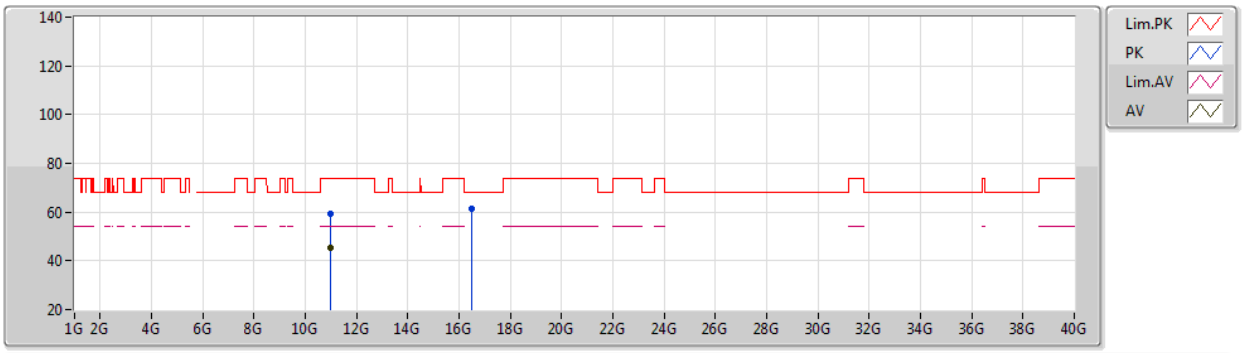

EUT Z_4TX
Setting 108
01-D-G-2

Type	Freq	Level	Limit	Margin	Raw	Dist	Condition	Azimuth	Height	Comment	AF	CL	PA
	(Hz)	(dBuV/m)	(dBuV/m)	(dB)	(dBuV)	(m)		(°)	(m)		(dB)	(dB)	(dB)
PK	10.99448G	59.18	74.00	-14.82	46.52	3	Horizontal	270	1.67	-	38.40	9.11	34.85
AV	10.99442G	45.38	54.00	-8.62	32.72	3	Horizontal	270	1.67	-	38.40	9.11	34.85
PK	16.49358G	61.52	68.20	-6.68	46.31	3	Horizontal	268	1.32	-	39.78	9.93	34.50

For EUT 2 / Radio 1 / External Ant.2_Non-Beamforming Mode

802.11ax HEW20_Nss1,(MCS0)_4TX

5580MHz_TX

03/07/2020

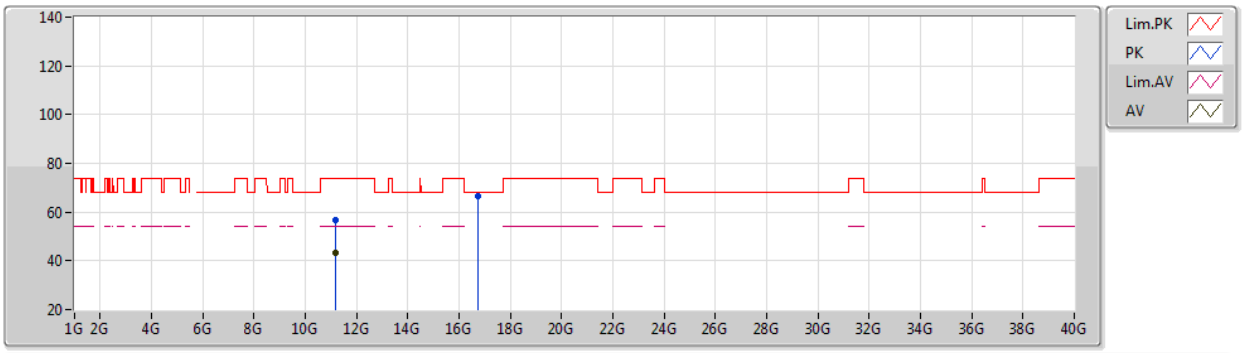

EUT Z_4TX
Setting 108
01-D-G-2

Type	Freq	Level	Limit	Margin	Raw	Dist	Condition	Azimuth	Height	Comment	AF	CL	PA
	(Hz)	(dBuV/m)	(dBuV/m)	(dB)	(dBuV)	(m)		(°)	(m)		(dB)	(dB)	(dB)
PK	11.16414G	56.56	74.00	-17.44	43.86	3	Vertical	316	1.97	-	38.42	9.16	34.88
AV	11.15892G	43.43	54.00	-10.57	30.73	3	Vertical	316	1.97	-	38.42	9.16	34.88
PK	16.74594G	66.47	68.20	-1.73	50.04	3	Vertical	178	3.00	-	40.49	10.04	34.10

For EUT 2 / Radio 1 / External Ant.2_Non-Beamforming Mode

802.11ax HEW20_Nss1,(MCS0)_4TX

5580MHz_TX

03/07/2020

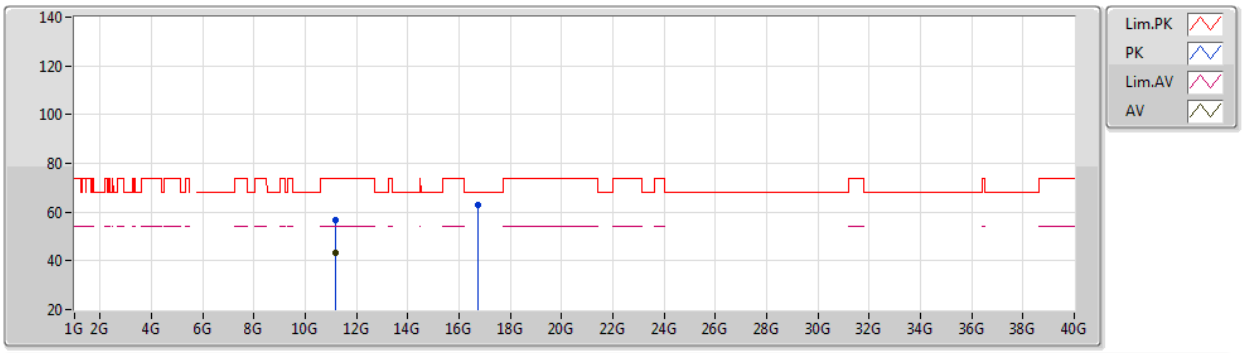

EUT Z_4TX
Setting 108
01-D-G-2

Type	Freq	Level	Limit	Margin	Raw	Dist	Condition	Azimuth	Height	Comment	AF	CL	PA
	(Hz)	(dBuV/m)	(dBuV/m)	(dB)	(dBuV)	(m)		(°)	(m)		(dB)	(dB)	(dB)
PK	11.15934G	56.70	74.00	-17.30	44.00	3	Horizontal	227	1.90	-	38.42	9.16	34.88
AV	11.1588G	43.42	54.00	-10.58	30.72	3	Horizontal	227	1.90	-	38.42	9.16	34.88
PK	16.72854G	62.92	68.20	-5.28	46.56	3	Horizontal	157	1.97	-	40.44	10.04	34.12

For EUT 2 / Radio 1 / External Ant.2_Non-Beamforming Mode

802.11ax HEW20_Nss1,(MCS0)_4TX

5700MHz_TX

03/07/2020

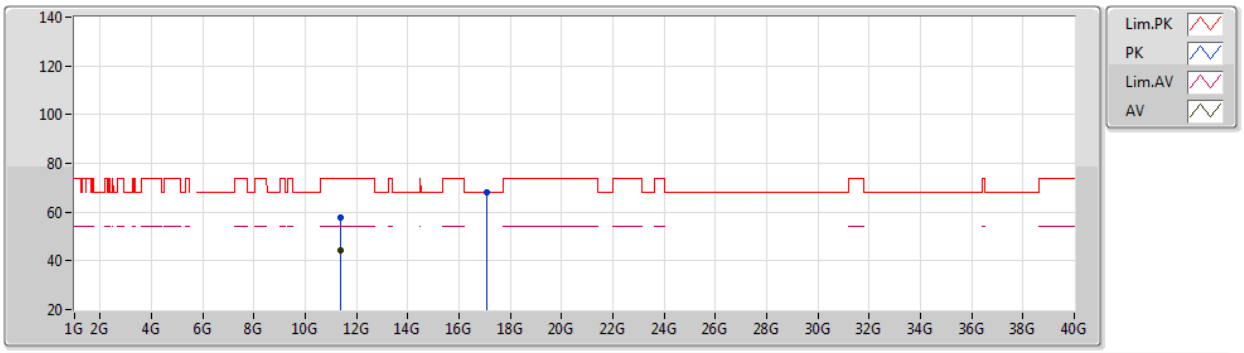

EUT Z_4TX
Setting 106
01-D-G-2

Type	Freq	Level	Limit	Margin	Raw	Dist	Condition	Azimuth	Height	Comment	AF	CL	PA
	(Hz)	(dBuV/m)	(dBuV/m)	(dB)	(dBuV)	(m)		(°)	(m)		(dB)	(dB)	(dB)
PK	11.3964G	57.89	74.00	-16.11	45.14	3	Vertical	270	1.71	-	38.44	9.22	34.91
AV	11.40156G	44.30	54.00	-9.70	31.54	3	Vertical	270	1.71	-	38.44	9.23	34.91
PK	17.09622G	68.08	68.20	-0.12	50.25	3	Vertical	197	1.92	-	41.34	10.20	33.71

For EUT 2 / Radio 1 / External Ant.2_Non-Beamforming Mode

802.11ax HEW20_Nss1,(MCS0)_4TX

5700MHz_TX

03/07/2020

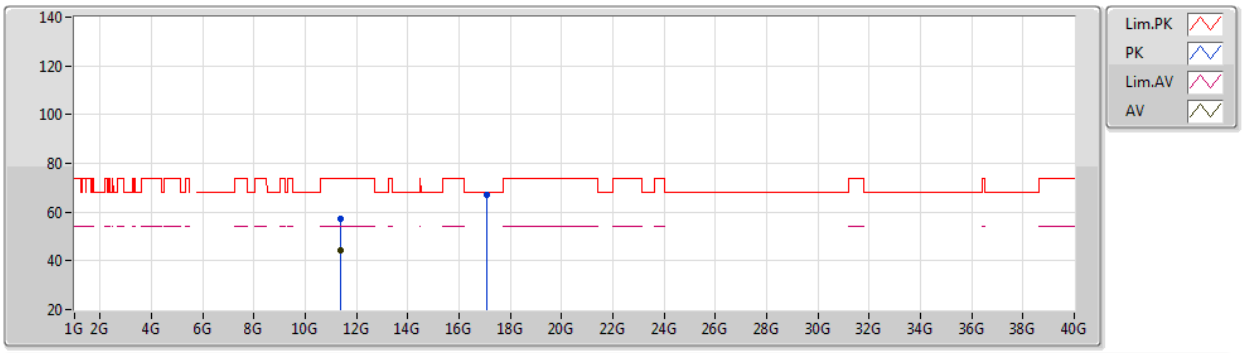

EUT Z_4TX
Setting 106
01-D-G-2

Type	Freq	Level	Limit	Margin	Raw	Dist	Condition	Azimuth	Height	Comment	AF	CL	PA
	(Hz)	(dBuV/m)	(dBuV/m)	(dB)	(dBuV)	(m)		(°)	(m)		(dB)	(dB)	(dB)
PK	11.39388G	57.34	74.00	-16.66	44.59	3	Horizontal	112	2.16	-	38.44	9.22	34.91
AV	11.4015G	44.33	54.00	-9.67	31.57	3	Horizontal	112	2.16	-	38.44	9.23	34.91
PK	17.09172G	67.04	68.20	-1.16	49.20	3	Horizontal	191	2.33	-	41.34	10.20	33.70

For EUT 2 / Radio 1 / External Ant.2_Non-Beamforming Mode

802.11ax HEW20_Nss1,(MCS0)_4TX

5720MHz Straddle 5.47-5.725GHz_TX

03/07/2020

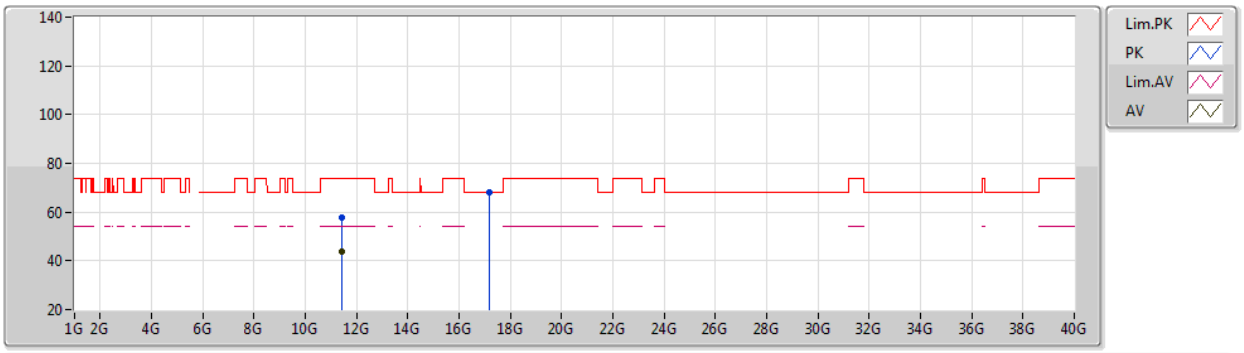

EUT Z_4TX
Setting 102
01-D-G-2

Type	Freq	Level	Limit	Margin	Raw	Dist	Condition	Azimuth	Height	Comment	AF	CL	PA
	(Hz)	(dBuV/m)	(dBuV/m)	(dB)	(dBuV)	(m)		(°)	(m)		(dB)	(dB)	(dB)
PK	11.44258G	57.75	74.00	-16.25	44.99	3	Vertical	318	1.91	-	38.44	9.24	34.92
AV	11.44252G	43.67	54.00	-10.33	30.91	3	Vertical	318	1.91	-	38.44	9.24	34.92
PK	17.16186G	68.07	68.20	-0.13	50.12	3	Vertical	196	1.98	-	41.44	10.23	33.72

For EUT 2 / Radio 1 / External Ant.2_Non-Beamforming Mode

802.11ax HEW20_Nss1,(MCS0)_4TX

5720MHz Straddle 5.47-5.725GHz_TX

03/07/2020

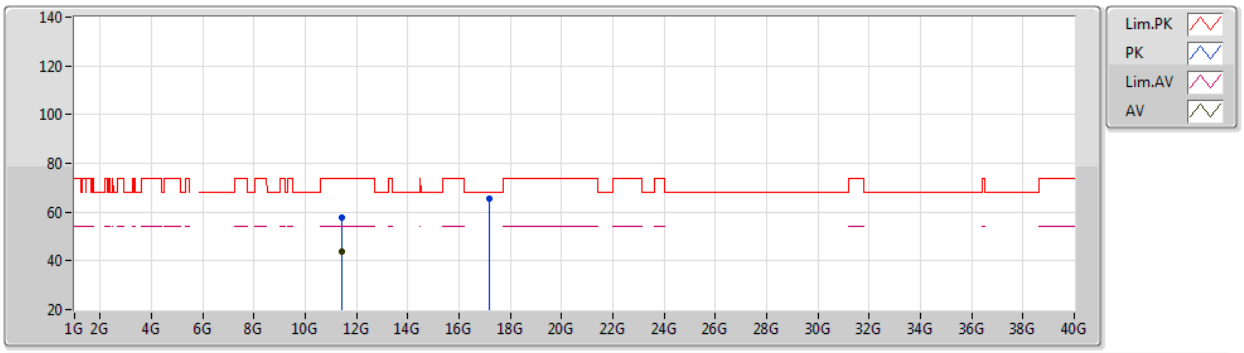

EUT Z_4TX
Setting 102
01-D-G-2

Type	Freq	Level	Limit	Margin	Raw	Dist	Condition	Azimuth	Height	Comment	AF	CL	PA
	(Hz)	(dBuV/m)	(dBuV/m)	(dB)	(dBuV)	(m)		(°)	(m)		(dB)	(dB)	(dB)
PK	11.44222G	57.52	74.00	-16.48	44.76	3	Horizontal	327	1.79	-	38.44	9.24	34.92
AV	11.44234G	43.54	54.00	-10.46	30.78	3	Horizontal	327	1.79	-	38.44	9.24	34.92
PK	17.1591G	65.71	68.20	-2.49	47.76	3	Horizontal	181	2.12	-	41.44	10.23	33.72

For EUT 2 / Radio 1 / External Ant.2_Non-Beamforming Mode

802.11ax HEW40_Nss1,(MCS0)_4TX

5270MHz_TX

03/07/2020

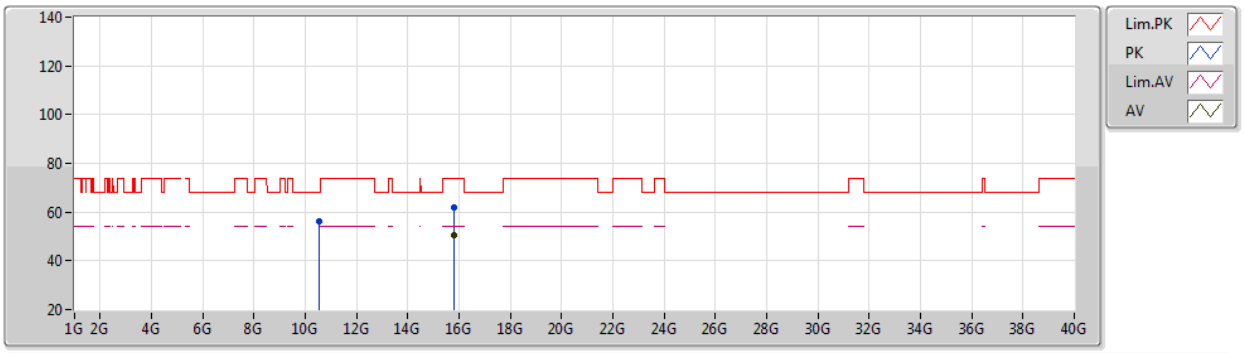

EUT Z_4TX
Setting 108
01-D-B-4

Type	Freq	Level	Limit	Margin	Raw	Dist	Condition	Azimuth	Height	Comment	AF	CL	PA
	(Hz)	(dBuV/m)	(dBuV/m)	(dB)	(dBuV)	(m)		(°)	(m)		(dB)	(dB)	(dB)
PK	10.54246G	56.19	68.20	-12.01	44.18	3	Vertical	133	1.80	-	38.26	8.97	35.22
PK	15.80382G	62.12	74.00	-11.88	48.89	3	Vertical	173	2.97	-	38.56	9.74	35.07
AV	15.81906G	50.72	54.00	-3.28	37.54	3	Vertical	173	2.97	-	38.54	9.73	35.09

For EUT 2 / Radio 1 / External Ant.2_Non-Beamforming Mode

802.11ax HEW40_Nss1,(MCS0)_4TX

5270MHz_TX

03/07/2020

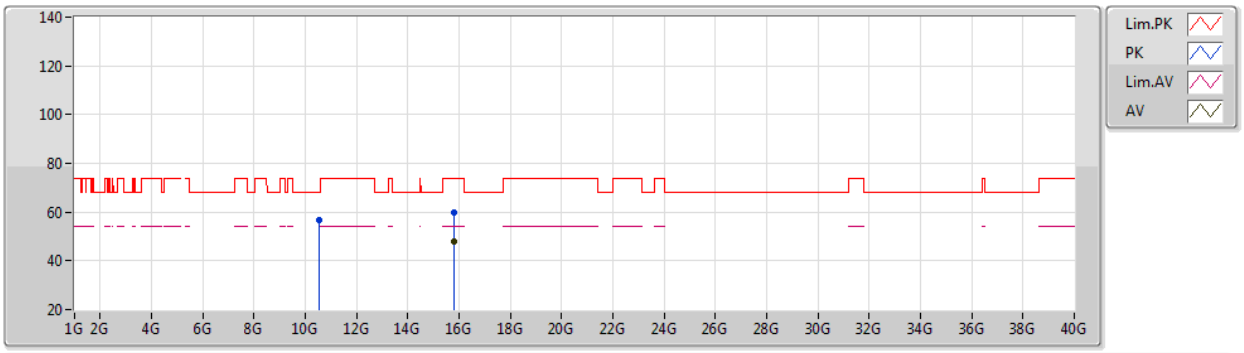

EUT Z_4TX
Setting 108
01-D-B-4

Type	Freq	Level	Limit	Margin	Raw	Dist	Condition	Azimuth	Height	Comment	AF	CL	PA
	(Hz)	(dBuV/m)	(dBuV/m)	(dB)	(dBuV)	(m)		(°)	(m)		(dB)	(dB)	(dB)
PK	10.54342G	56.65	68.20	-11.55	44.64	3	Horizontal	159	1.77	-	38.26	8.97	35.22
PK	15.82368G	59.87	74.00	-14.13	46.69	3	Horizontal	170	1.80	-	38.54	9.73	35.09
AV	15.82392G	48.15	54.00	-5.85	34.97	3	Horizontal	170	1.80	-	38.54	9.73	35.09

For EUT 2 / Radio 1 / External Ant.2_Non-Beamforming Mode

802.11ax HEW40_Nss1,(MCS0)_4TX

5310MHz_TX

03/07/2020

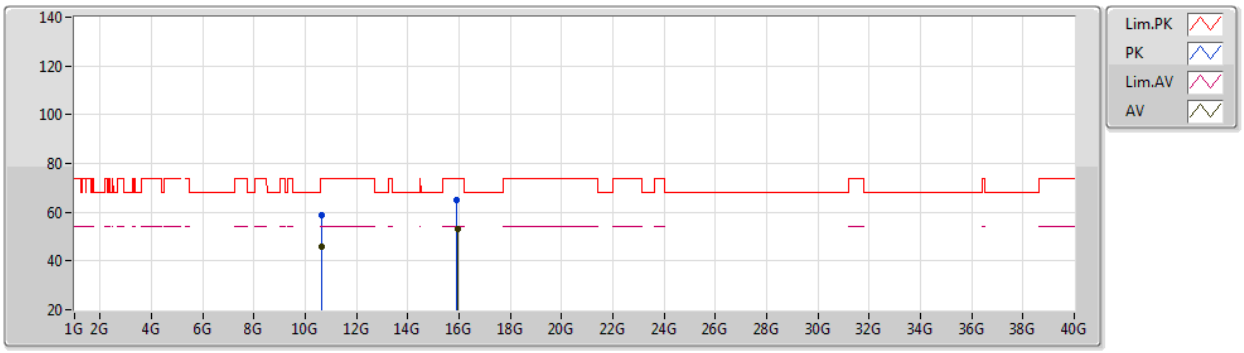

EUT Z_4TX
Setting 108
01-D-B-4

Type	Freq	Level	Limit	Margin	Raw	Dist	Condition	Azimuth	Height	Comment	AF	CL	PA
	(Hz)	(dBuV/m)	(dBuV/m)	(dB)	(dBuV)	(m)		(°)	(m)		(dB)	(dB)	(dB)
PK	10.61898G	58.79	74.00	-15.21	46.67	3	Vertical	151	2.94	-	38.29	8.99	35.16
AV	10.6221G	45.79	54.00	-8.21	33.67	3	Vertical	151	2.94	-	38.29	8.99	35.16
PK	15.91908G	65.15	74.00	-8.85	52.17	3	Vertical	171	2.97	-	38.46	9.72	35.20
AV	15.93438G	53.23	54.00	-0.77	40.29	3	Vertical	171	2.97	-	38.45	9.71	35.22

For EUT 2 / Radio 1 / External Ant.2_Non-Beamforming Mode

802.11ax HEW40_Nss1,(MCS0)_4TX

5310MHz_TX

03/07/2020

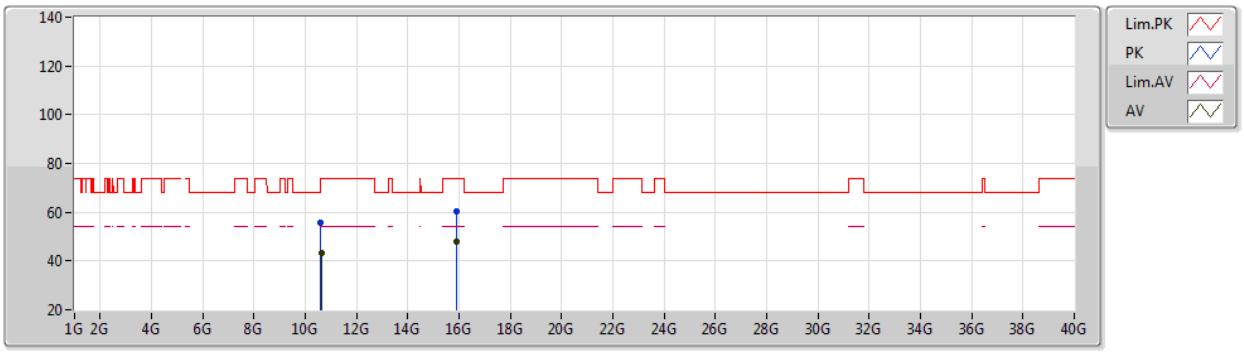

EUT Z_4TX
Setting 108
01-D-B-4

Type	Freq	Level	Limit	Margin	Raw	Dist	Condition	Azimuth	Height	Comment	AF	CL	PA
	(Hz)	(dBuV/m)	(dBuV/m)	(dB)	(dBuV)	(m)		(°)	(m)		(dB)	(dB)	(dB)
PK	10.61178G	55.45	74.00	-18.55	43.34	3	Horizontal	205	1.52	-	38.28	8.99	35.16
AV	10.62858G	43.13	54.00	-10.87	31.00	3	Horizontal	205	1.52	-	38.29	8.99	35.15
PK	15.91866G	60.54	74.00	-13.46	47.55	3	Horizontal	157	2.35	-	38.47	9.72	35.20
AV	15.91872G	47.80	54.00	-6.20	34.81	3	Horizontal	157	2.35	-	38.47	9.72	35.20

For EUT 2 / Radio 1 / External Ant.2_Non-Beamforming Mode

802.11ax HEW40_Nss1,(MCS0)_4TX

5510MHz_TX

03/07/2020

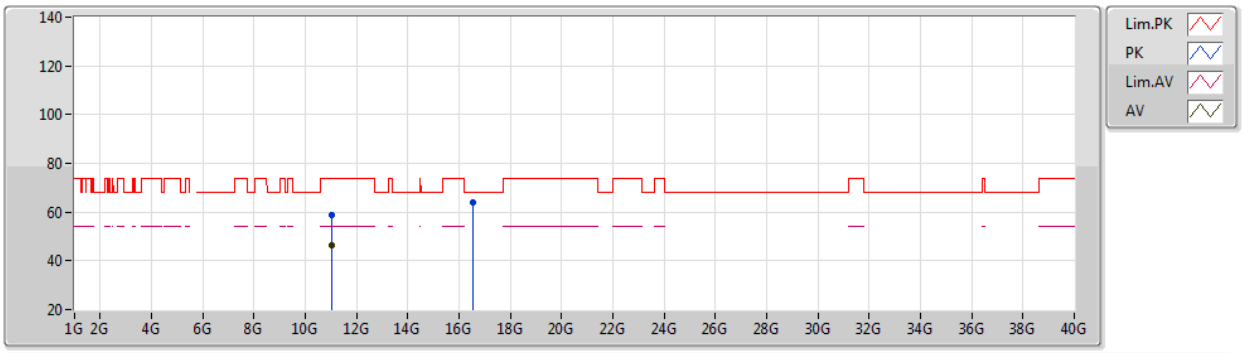

EUT Z_4TX
Setting 108
01-D-B-4

Type	Freq	Level	Limit	Margin	Raw	Dist	Condition	Azimuth	Height	Comment	AF	CL	PA
	(Hz)	(dBuV/m)	(dBuV/m)	(dB)	(dBuV)	(m)		(°)	(m)		(dB)	(dB)	(dB)
PK	11.01388G	58.81	74.00	-15.19	46.15	3	Vertical	128	1.82	-	38.40	9.11	34.85
AV	11.01934G	46.43	54.00	-7.57	33.76	3	Vertical	128	1.82	-	38.40	9.12	34.85
PK	16.5291G	63.72	68.20	-4.48	48.34	3	Vertical	195	2.06	-	39.88	9.94	34.44

For EUT 2 / Radio 1 / External Ant.2_Non-Beamforming Mode

802.11ax HEW40_Nss1,(MCS0)_4TX

5510MHz_TX

03/07/2020

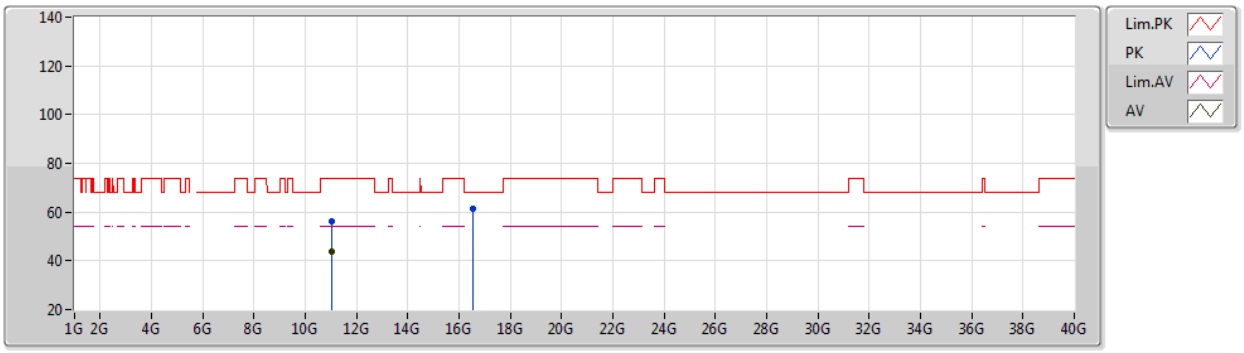

EUT Z_4TX
Setting 108
01-D-B-4

Type	Freq	Level	Limit	Margin	Raw	Dist	Condition	Azimuth	Height	Comment	AF	CL	PA
	(Hz)	(dBuV/m)	(dBuV/m)	(dB)	(dBuV)	(m)		(°)	(m)		(dB)	(dB)	(dB)
PK	11.03224G	56.15	74.00	-17.85	43.49	3	Horizontal	143	1.80	-	38.40	9.12	34.86
AV	11.02192G	43.81	54.00	-10.19	31.14	3	Horizontal	143	1.80	-	38.40	9.12	34.85
PK	16.5378G	61.59	68.20	-6.61	46.16	3	Horizontal	206	1.27	-	39.91	9.95	34.43

For EUT 2 / Radio 1 / External Ant.2_Non-Beamforming Mode

802.11ax HEW40_Nss1,(MCS0)_4TX

5550MHz_TX

03/07/2020

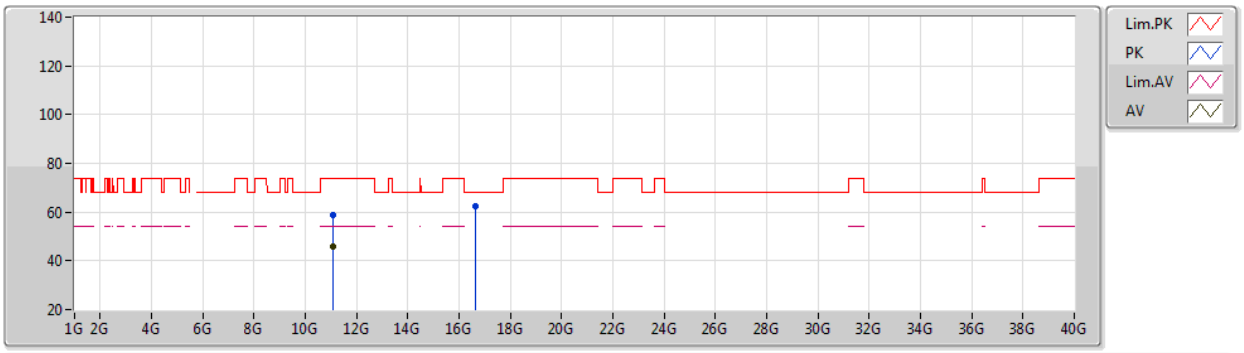

EUT Z_4TX
Setting 108
01-D-B-4

Type	Freq	Level	Limit	Margin	Raw	Dist	Condition	Azimuth	Height	Comment	AF	CL	PA
	(Hz)	(dBuV/m)	(dBuV/m)	(dB)	(dBuV)	(m)		(°)	(m)		(dB)	(dB)	(dB)
PK	11.09964G	58.66	74.00	-15.34	45.98	3	Vertical	128	1.78	-	38.41	9.14	34.87
AV	11.09922G	46.01	54.00	-7.99	33.33	3	Vertical	128	1.78	-	38.41	9.14	34.87
PK	16.63854G	62.60	68.20	-5.60	46.69	3	Vertical	170	2.42	-	40.19	9.99	34.27

For EUT 2 / Radio 1 / External Ant.2_Non-Beamforming Mode

802.11ax HEW40_Nss1,(MCS0)_4TX

5550MHz_TX

03/07/2020

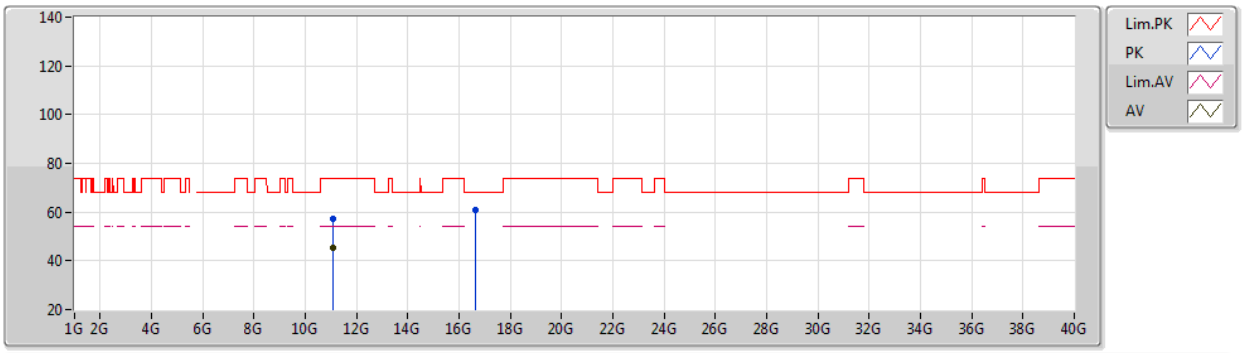

EUT Z_4TX
Setting 108
01-D-B-4

Type	Freq	Level	Limit	Margin	Raw	Dist	Condition	Azimuth	Height	Comment	AF	CL	PA
	(Hz)	(dBuV/m)	(dBuV/m)	(dB)	(dBuV)	(m)		(°)	(m)		(dB)	(dB)	(dB)
PK	11.10174G	57.44	74.00	-16.56	44.76	3	Horizontal	153	1.75	-	38.41	9.14	34.87
AV	11.10186G	45.28	54.00	-8.72	32.60	3	Horizontal	153	1.75	-	38.41	9.14	34.87
PK	16.66278G	60.68	68.20	-7.52	44.65	3	Horizontal	186	1.77	-	40.26	10.00	34.23

For EUT 2 / Radio 1 / External Ant.2_Non-Beamforming Mode

802.11ax HEW40_Nss1,(MCS0)_4TX

5670MHz_TX

03/07/2020

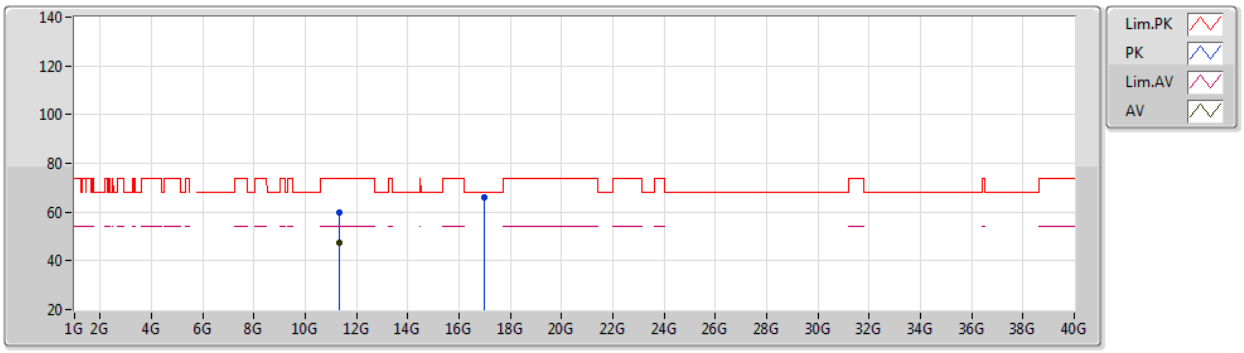

EUT Z_4TX
Setting 108
01-D-B-4

Type	Freq	Level	Limit	Margin	Raw	Dist	Condition	Azimuth	Height	Comment	AF	CL	PA
	(Hz)	(dBuV/m)	(dBuV/m)	(dB)	(dBuV)	(m)		(°)	(m)		(dB)	(dB)	(dB)
PK	11.34138G	59.69	74.00	-14.31	46.95	3	Vertical	157	1.92	-	38.43	9.21	34.90
AV	11.34526G	47.27	54.00	-6.73	34.54	3	Vertical	157	1.92	-	38.43	9.21	34.91
PK	17.00718G	65.85	68.20	-2.35	48.17	3	Vertical	186	2.10	-	41.21	10.16	33.69

For EUT 2 / Radio 1 / External Ant.2_Non-Beamforming Mode

802.11ax HEW40_Nss1,(MCS0)_4TX

5670MHz_TX

03/07/2020

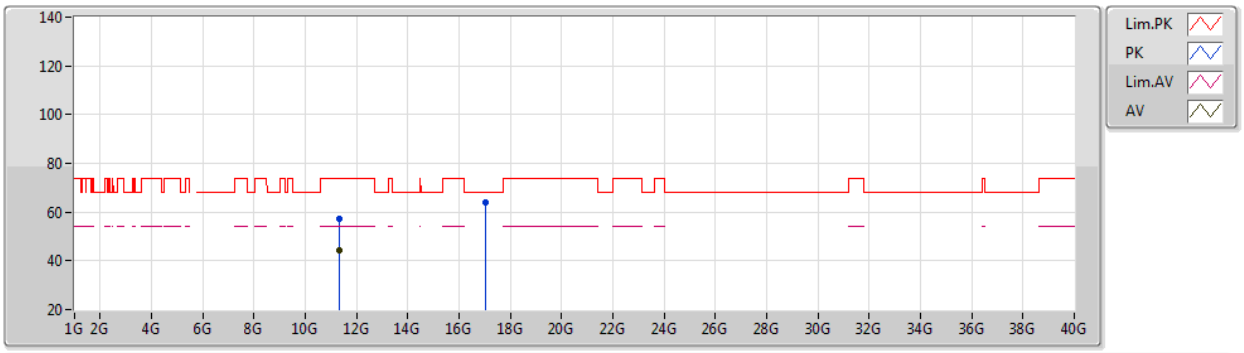

EUT Z_4TX
Setting 108
01-D-B-4

Type	Freq	Level	Limit	Margin	Raw	Dist	Condition	Azimuth	Height	Comment	AF	CL	PA
	(Hz)	(dBuV/m)	(dBuV/m)	(dB)	(dBuV)	(m)		(°)	(m)		(dB)	(dB)	(dB)
PK	11.34102G	57.19	74.00	-16.81	44.45	3	Horizontal	206	1.86	-	38.43	9.21	34.90
AV	11.34546G	44.54	54.00	-9.46	31.81	3	Horizontal	206	1.86	-	38.43	9.21	34.91
PK	17.01048G	63.96	68.20	-4.24	46.27	3	Horizontal	175	2.43	-	41.22	10.16	33.69

For EUT 2 / Radio 1 / External Ant.2_Non-Beamforming Mode

802.11ax HEW40_Nss1,(MCS0)_4TX

5710MHz Straddle 5.47-5.725GHz_TX

03/07/2020

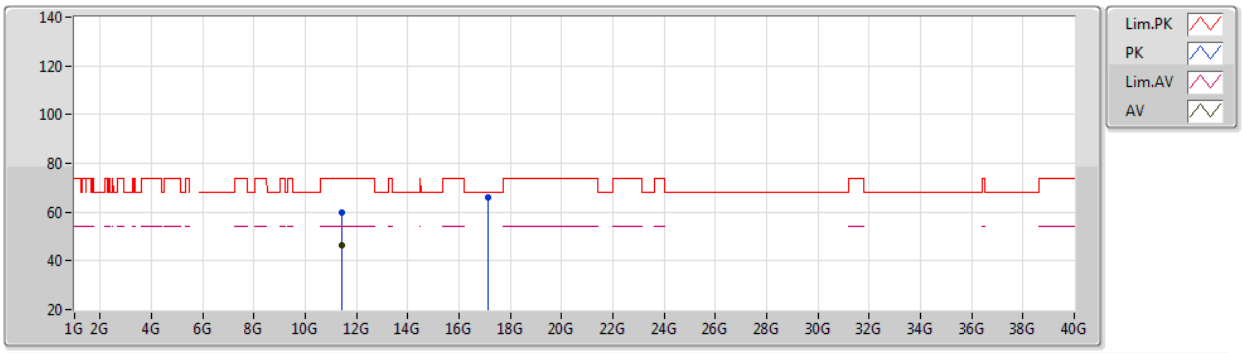

EUT Z_4TX
Setting 108
01-D-B-4

Type	Freq	Level	Limit	Margin	Raw	Dist	Condition	Azimuth	Height	Comment	AF	CL	PA
	(Hz)	(dBuV/m)	(dBuV/m)	(dB)	(dBuV)	(m)		(°)	(m)		(dB)	(dB)	(dB)
PK	11.41472G	59.59	74.00	-14.41	46.84	3	Vertical	37	1.80	-	38.44	9.23	34.92
AV	11.42184G	46.53	54.00	-7.47	33.78	3	Vertical	37	1.80	-	38.44	9.23	34.92
PK	17.14944G	66.23	68.20	-1.97	48.29	3	Vertical	197	2.03	-	41.42	10.23	33.71

For EUT 2 / Radio 1 / External Ant.2_Non-Beamforming Mode

802.11ax HEW40_Nss1,(MCS0)_4TX

5710MHz Straddle 5.47-5.725GHz_TX

03/07/2020

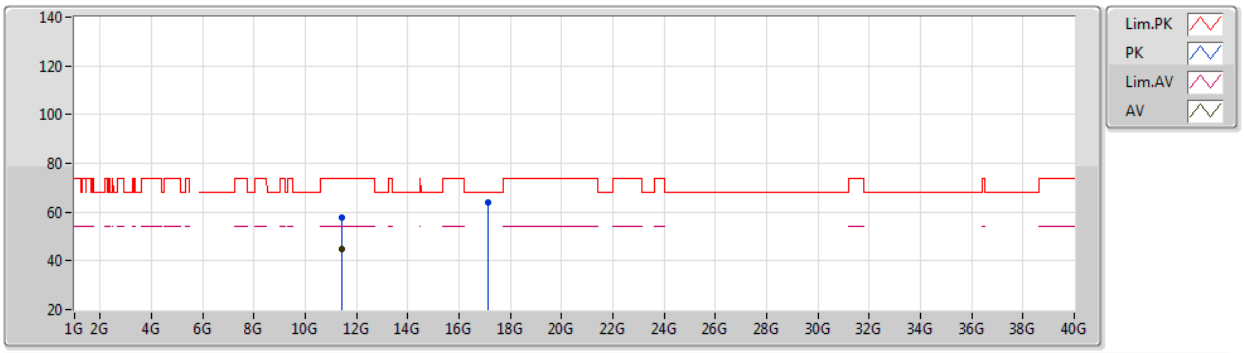

EUT Z_4TX
Setting 108
01-D-B-4

Type	Freq	Level	Limit	Margin	Raw	Dist	Condition	Azimuth	Height	Comment	AF	CL	PA
	(Hz)	(dBuV/m)	(dBuV/m)	(dB)	(dBuV)	(m)		(°)	(m)		(dB)	(dB)	(dB)
PK	11.41592G	57.51	74.00	-16.49	44.76	3	Horizontal	219	2.17	-	38.44	9.23	34.92
AV	11.42204G	44.87	54.00	-9.13	32.12	3	Horizontal	219	2.17	-	38.44	9.23	34.92
PK	17.13042G	64.20	68.20	-4.00	46.29	3	Horizontal	181	2.14	-	41.40	10.22	33.71

For EUT 2 / Radio 1 / External Ant.2_Non-Beamforming Mode

802.11ax HEW80_Nss1,(MCS0)_4TX

5290MHz_TX

03/07/2020

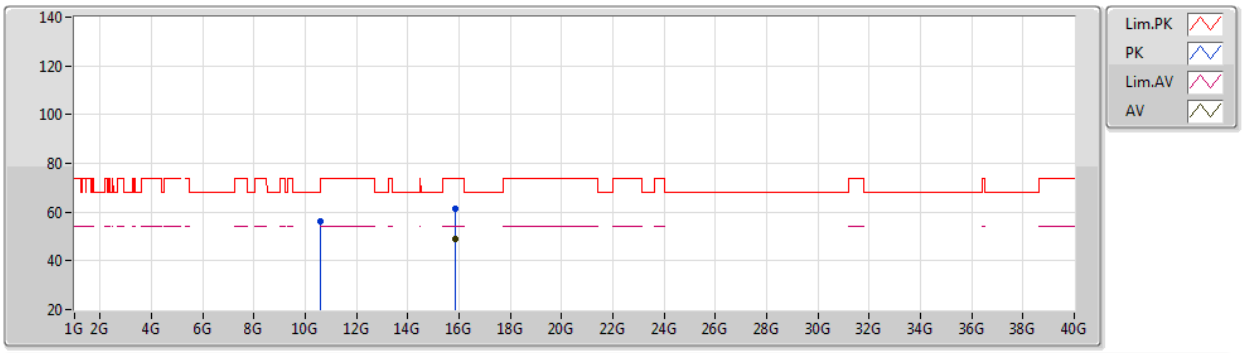

EUT Z_4TX
Setting 108
01-D-B-4

Type	Freq	Level	Limit	Margin	Raw	Dist	Condition	Azimuth	Height	Comment	AF	CL	PA
	(Hz)	(dBuV/m)	(dBuV/m)	(dB)	(dBuV)	(m)		(°)	(m)		(dB)	(dB)	(dB)
PK	10.59728G	56.28	68.20	-11.92	44.19	3	Vertical	133	2.27	-	38.28	8.99	35.18
PK	15.8692G	61.23	74.00	-12.77	48.15	3	Vertical	187	2.64	-	38.50	9.72	35.14
AV	15.85576G	48.81	54.00	-5.19	35.69	3	Vertical	187	2.64	-	38.52	9.73	35.13

For EUT 2 / Radio 1 / External Ant.2_Non-Beamforming Mode

802.11ax HEW80_Nss1,(MCS0)_4TX

5290MHz_TX

03/07/2020

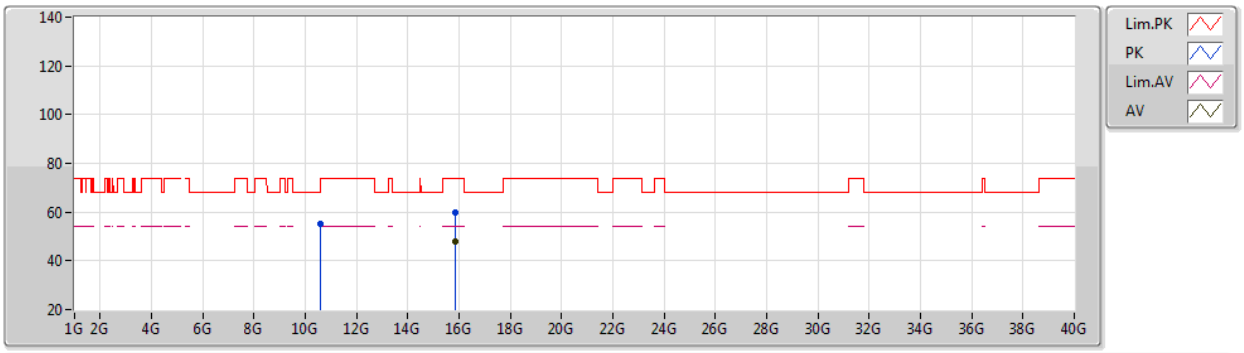

EUT Z_4TX
Setting 108
01-D-B-4

Type	Freq	Level	Limit	Margin	Raw	Dist	Condition	Azimuth	Height	Comment	AF	CL	PA
	(Hz)	(dBuV/m)	(dBuV/m)	(dB)	(dBuV)	(m)		(°)	(m)		(dB)	(dB)	(dB)
PK	10.58232G	55.08	68.20	-13.12	43.02	3	Horizontal	239	1.60	-	38.27	8.98	35.19
PK	15.8688G	59.65	74.00	-14.35	46.57	3	Horizontal	171	1.68	-	38.50	9.72	35.14
AV	15.8684G	47.75	54.00	-6.25	34.65	3	Horizontal	171	1.68	-	38.51	9.73	35.14

For EUT 2 / Radio 1 / External Ant.2_Non-Beamforming Mode

802.11ax HEW80_Nss1,(MCS0)_4TX

5530MHz_TX

03/07/2020

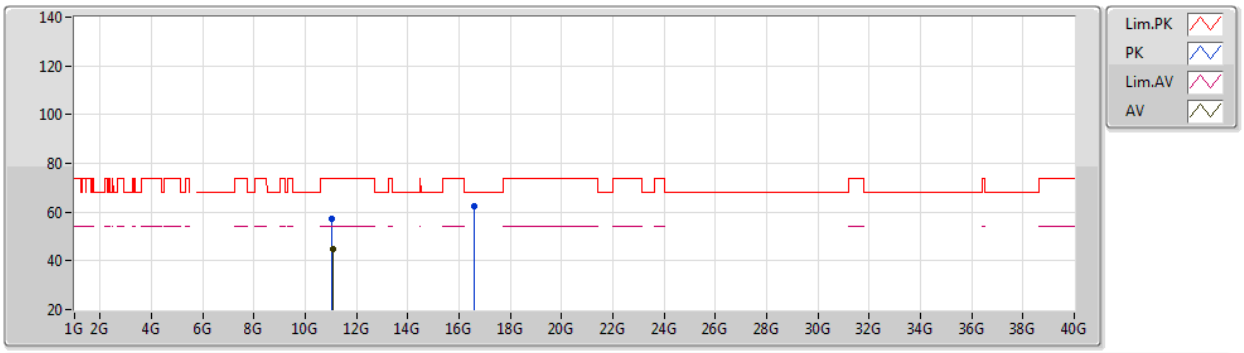

EUT Z_4TX
Setting 108
01-D-B-4

Type	Freq	Level	Limit	Margin	Raw	Dist	Condition	Azimuth	Height	Comment	AF	CL	PA
	(Hz)	(dBuV/m)	(dBuV/m)	(dB)	(dBuV)	(m)		(°)	(m)		(dB)	(dB)	(dB)
PK	11.05056G	57.05	74.00	-16.95	44.38	3	Vertical	282	2.25	-	38.41	9.12	34.86
AV	11.0712G	44.65	54.00	-9.35	31.97	3	Vertical	282	2.25	-	38.41	9.13	34.86
PK	16.5864G	62.44	68.20	-5.76	46.78	3	Vertical	194	2.68	-	40.04	9.97	34.35

For EUT 2 / Radio 1 / External Ant.2_Non-Beamforming Mode

802.11ax HEW80_Nss1,(MCS0)_4TX

5530MHz_TX

03/07/2020

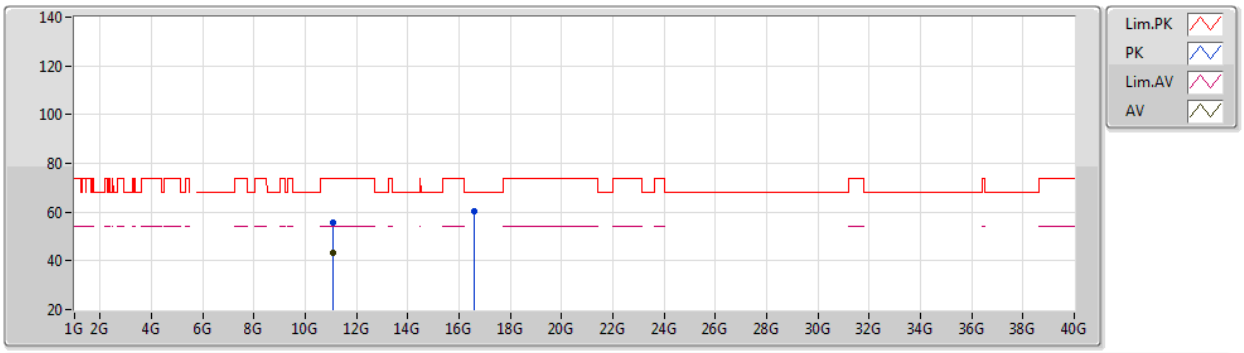

EUT Z_4TX
Setting 108
01-D-B-4

Type	Freq	Level	Limit	Margin	Raw	Dist	Condition	Azimuth	Height	Comment	AF	CL	PA
	(Hz)	(dBuV/m)	(dBuV/m)	(dB)	(dBuV)	(m)		(°)	(m)		(dB)	(dB)	(dB)
PK	11.0652G	55.77	74.00	-18.23	43.09	3	Horizontal	11	2.18	-	38.41	9.13	34.86
AV	11.06568G	43.19	54.00	-10.81	30.51	3	Horizontal	11	2.18	-	38.41	9.13	34.86
PK	16.60776G	60.35	68.20	-7.85	44.59	3	Horizontal	201	1.80	-	40.10	9.98	34.32

For EUT 2 / Radio 1 / External Ant.2_Non-Beamforming Mode

802.11ax HEW80_Nss1,(MCS0)_4TX

5610MHz_TX

03/07/2020

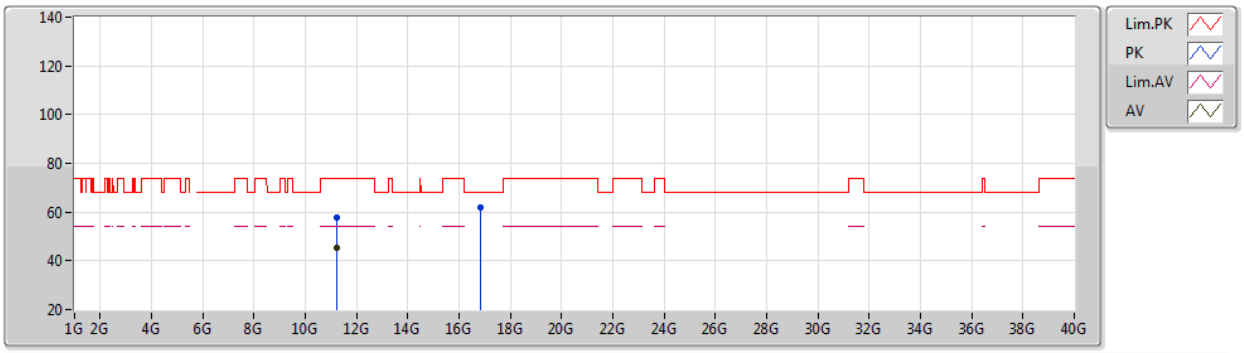

EUT Z_4TX
Setting 108
01-D-B-4

Type	Freq	Level	Limit	Margin	Raw	Dist	Condition	Azimuth	Height	Comment	AF	CL	PA
	(Hz)	(dBuV/m)	(dBuV/m)	(dB)	(dBuV)	(m)		(°)	(m)		(dB)	(dB)	(dB)
PK	11.2312G	57.73	74.00	-16.27	45.02	3	Vertical	217	1.68	-	38.42	9.18	34.89
AV	11.21944G	45.44	54.00	-8.56	32.74	3	Vertical	217	1.68	-	38.42	9.17	34.89
PK	16.84328G	62.07	68.20	-6.13	45.16	3	Vertical	154	2.79	-	40.76	10.09	33.94

For EUT 2 / Radio 1 / External Ant.2_Non-Beamforming Mode

802.11ax HEW80_Nss1,(MCS0)_4TX

5610MHz_TX

03/07/2020

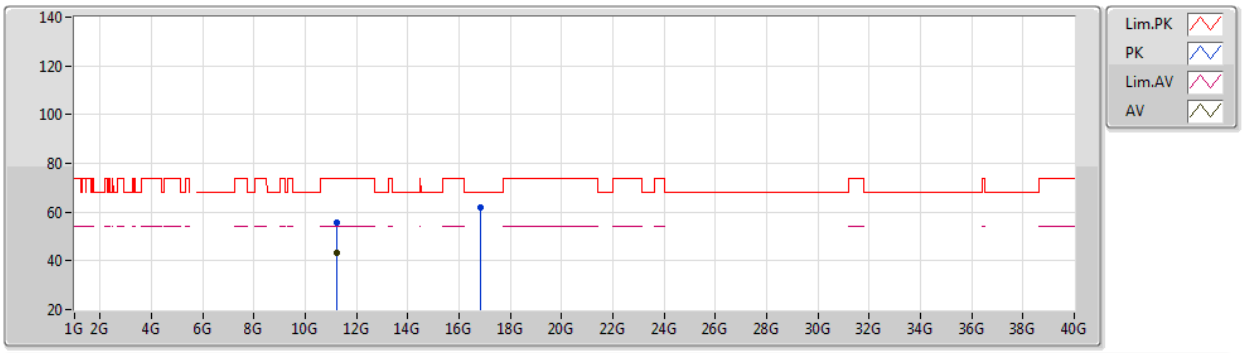

EUT Z_4TX
Setting 108
01-D-B-4

Type	Freq	Level	Limit	Margin	Raw	Dist	Condition	Azimuth	Height	Comment	AF	CL	PA
	(Hz)	(dBuV/m)	(dBuV/m)	(dB)	(dBuV)	(m)		(°)	(m)		(dB)	(dB)	(dB)
PK	11.23296G	55.58	74.00	-18.42	42.87	3	Horizontal	16	1.28	-	38.42	9.18	34.89
AV	11.23392G	43.50	54.00	-10.50	30.79	3	Horizontal	16	1.28	-	38.42	9.18	34.89
PK	16.81592G	62.06	68.20	-6.14	45.28	3	Horizontal	157	2.13	-	40.68	10.08	33.98

For EUT 2 / Radio 1 / External Ant.2_Non-Beamforming Mode

802.11ax HEW80_Nss1,(MCS0)_4TX

5690MHz Straddle 5.47-5.725GHz_TX

03/07/2020

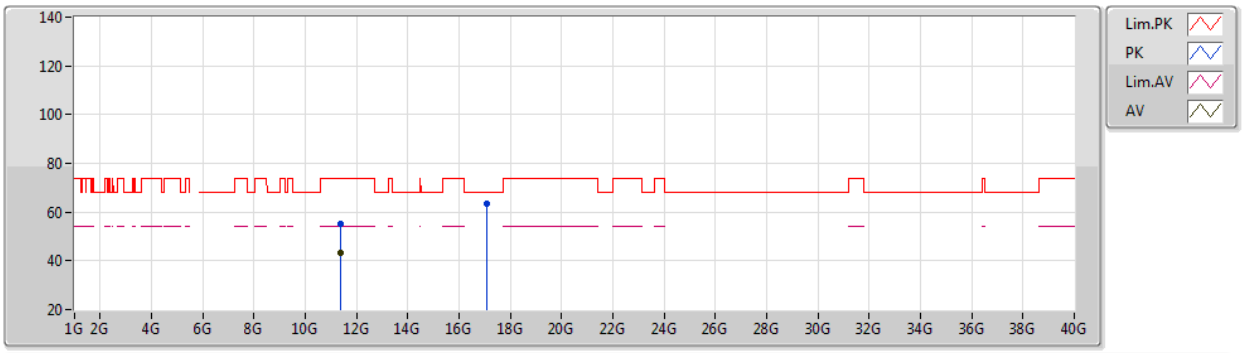

EUT Z_4TX
Setting 108
01-D-B-4

Type	Freq	Level	Limit	Margin	Raw	Dist	Condition	Azimuth	Height	Comment	AF	CL	PA
	(Hz)	(dBuV/m)	(dBuV/m)	(dB)	(dBuV)	(m)		(°)	(m)		(dB)	(dB)	(dB)
PK	11.3772G	55.28	74.00	-18.72	42.53	3	Vertical	229	2.03	-	38.44	9.22	34.91
AV	11.37264G	43.24	54.00	-10.76	30.49	3	Vertical	229	2.03	-	38.44	9.22	34.91
PK	17.08056G	63.26	68.20	-4.94	45.44	3	Vertical	159	1.80	-	41.32	10.20	33.70

For EUT 2 / Radio 1 / External Ant.2_Non-Beamforming Mode

802.11ax HEW80_Nss1,(MCS0)_4TX

5690MHz Straddle 5.47-5.725GHz_TX

03/07/2020

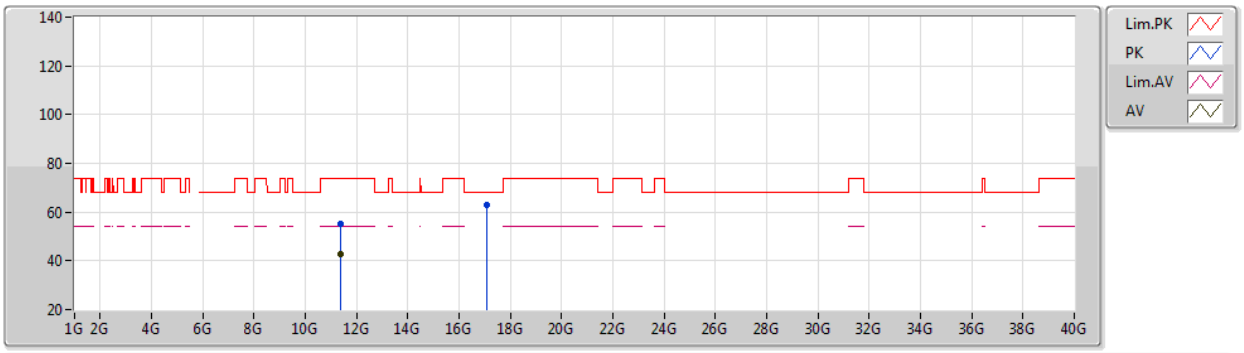

EUT Z_4TX
Setting 108
01-D-B-4

Type	Freq	Level	Limit	Margin	Raw	Dist	Condition	Azimuth	Height	Comment	AF	CL	PA
	(Hz)	(dBuV/m)	(dBuV/m)	(dB)	(dBuV)	(m)		(°)	(m)		(dB)	(dB)	(dB)
PK	11.39456G	55.33	74.00	-18.67	42.58	3	Horizontal	20	1.49	-	38.44	9.22	34.91
AV	11.3616G	42.94	54.00	-11.06	30.20	3	Horizontal	20	1.49	-	38.44	9.21	34.91
PK	17.06896G	62.78	68.20	-5.42	44.99	3	Horizontal	193	2.89	-	41.30	10.19	33.70

For EUT 2 / Radio 1 / External Ant.2_Non-Beamforming Mode
Summary

Mode	Result	Type	Freq (Hz)	Level (dBuV/m)	Limit (dBuV/m)	Margin (dB)	Dist (m)	Condition	Azimuth (°)	Height (m)	Comments
5.25-5.35GHz	-	-	-	-	-	-	-	-	-	-	-
802.11a_Nss1,(6Mbps)_4TX	Pass	AV	5.3524G	53.94	54.00	-0.06	3	Horizontal	344	3.00	-

For EUT 2 / Radio 1 / External Ant.2_Non-Beamforming Mode

802.11a_Nss1,(6Mbps)_4TX

5260MHz_TX

03/07/2020

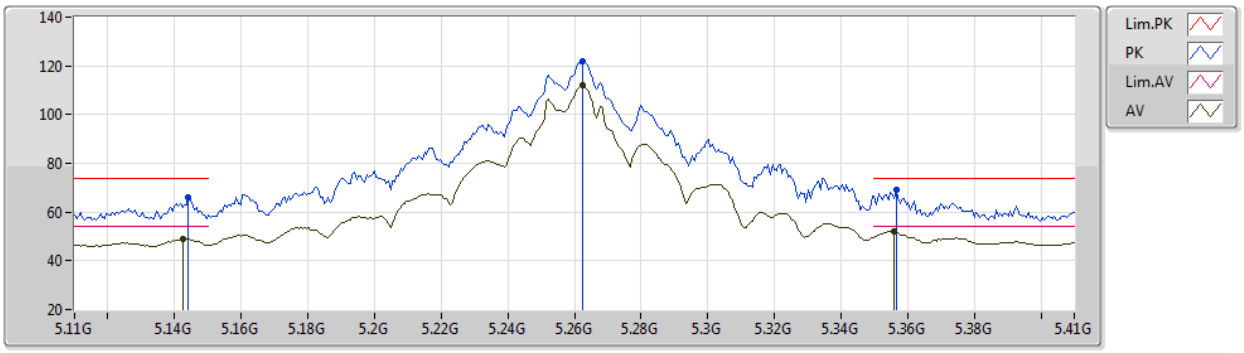

EUT Z_4TX
Setting 93
01-D-G-2-10

Type	Freq	Level	Limit	Margin	Raw	Dist	Condition	Azimuth	Height	Comment	AF	CL	PA
	(Hz)	(dBuV/m)	(dBuV/m)	(dB)	(dBuV)	(m)		(°)	(m)		(dB)	(dB)	(dB)
PK	5.1442G	65.91	74.00	-8.09	61.87	3	Vertical	37	1.27	-	32.80	5.87	34.63
AV	5.1424G	48.88	54.00	-5.12	44.84	3	Vertical	37	1.27	-	32.80	5.87	34.63
PK	5.2624G	121.70	Inf	-Inf	117.31	3	Vertical	37	1.27	-	32.99	6.07	34.67
AV	5.2624G	111.96	Inf	-Inf	107.57	3	Vertical	37	1.27	-	32.99	6.07	34.67
PK	5.3566G	69.02	74.00	-4.98	64.27	3	Vertical	37	1.27	-	33.16	6.30	34.71
AV	5.356G	52.21	54.00	-1.79	47.46	3	Vertical	37	1.27	-	33.16	6.30	34.71

For EUT 2 / Radio 1 / External Ant.2_Non-Beamforming Mode

802.11a_Nss1,(6Mbps)_4TX

5260MHz_TX

03/07/2020

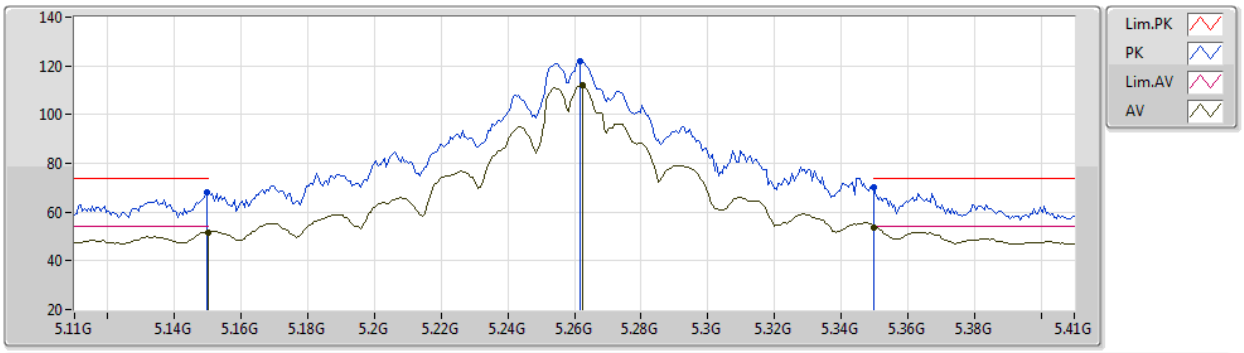

EUT Z_4TX
Setting 93
01-D-G-2-10

Type	Freq	Level	Limit	Margin	Raw	Dist	Condition	Azimuth	Height	Comment	AF	CL	PA
	(Hz)	(dBuV/m)	(dBuV/m)	(dB)	(dBuV)	(m)		(°)	(m)		(dB)	(dB)	(dB)
PK	5.1496G	68.10	74.00	-5.90	64.06	3	Horizontal	343	2.71	-	32.80	5.87	34.63
AV	5.15G	51.72	54.00	-2.28	47.68	3	Horizontal	343	2.71	-	32.80	5.87	34.63
PK	5.2618G	122.01	Inf	-Inf	117.62	3	Horizontal	343	2.71	-	32.99	6.07	34.67
AV	5.2624G	111.84	Inf	-Inf	107.45	3	Horizontal	343	2.71	-	32.99	6.07	34.67
PK	5.35G	69.98	74.00	-4.02	65.24	3	Horizontal	343	2.71	-	33.15	6.29	34.70
AV	5.35G	53.85	54.00	-0.15	49.11	3	Horizontal	343	2.71	-	33.15	6.29	34.70

For EUT 2 / Radio 1 / External Ant.2_Non-Beamforming Mode

802.11a_Nss1,(6Mbps)_4TX

5300MHz_TX

03/07/2020

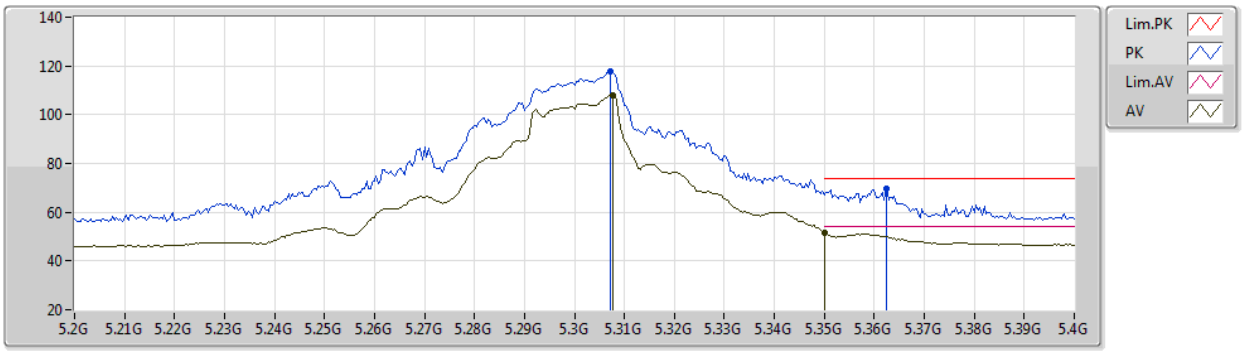

EUT Z_4TX
Setting 81
01-D-G-2-10

Type	Freq	Level	Limit	Margin	Raw	Dist	Condition	Azimuth	Height	Comment	AF	CL	PA
	(Hz)	(dBuV/m)	(dBuV/m)	(dB)	(dBuV)	(m)		(°)	(m)		(dB)	(dB)	(dB)
PK	5.3072G	117.83	Inf	-Inf	113.22	3	Vertical	340	2.06	-	33.11	6.19	34.69
AV	5.3076G	108.09	Inf	-Inf	103.48	3	Vertical	340	2.06	-	33.11	6.19	34.69
PK	5.3624G	69.51	74.00	-4.49	64.75	3	Vertical	340	2.06	-	33.16	6.31	34.71
AV	5.35G	51.77	54.00	-2.23	47.03	3	Vertical	340	2.06	-	33.15	6.29	34.70

For EUT 2 / Radio 1 / External Ant.2_Non-Beamforming Mode

802.11a_Nss1,(6Mbps)_4TX

5300MHz_TX

03/07/2020

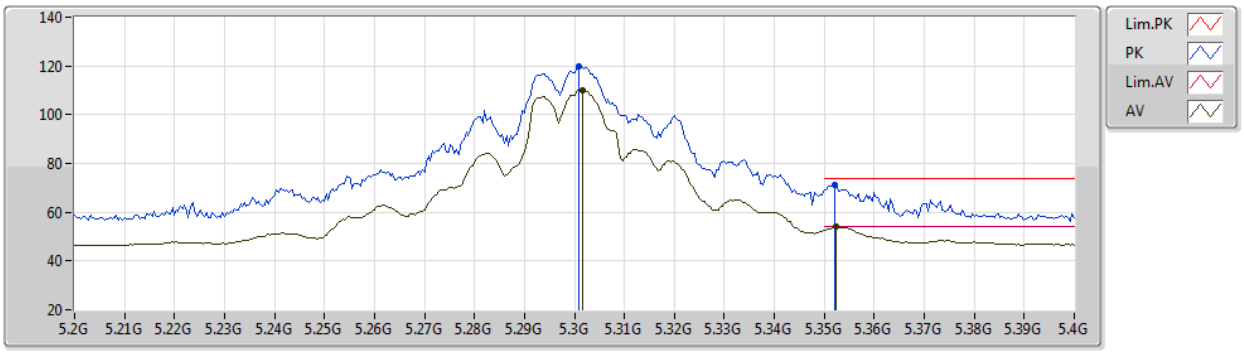

EUT Z_4TX
Setting 81
01-D-G-2-10

Type	Freq	Level	Limit	Margin	Raw	Dist	Condition	Azimuth	Height	Comment	AF	CL	PA
	(Hz)	(dBuV/m)	(dBuV/m)	(dB)	(dBuV)	(m)		(°)	(m)		(dB)	(dB)	(dB)
PK	5.3008G	119.57	Inf	-Inf	114.99	3	Horizontal	344	3.00	-	33.10	6.17	34.69
AV	5.3016G	110.19	Inf	-Inf	105.61	3	Horizontal	344	3.00	-	33.10	6.17	34.69
PK	5.352G	71.35	74.00	-2.65	66.62	3	Horizontal	344	3.00	-	33.15	6.29	34.71
AV	5.3524G	53.94	54.00	-0.06	49.21	3	Horizontal	344	3.00	-	33.15	6.29	34.71

For EUT 2 / Radio 1 / External Ant.2_Non-Beamforming Mode

802.11a_Nss1,(6Mbps)_4TX

5320MHz_TX

03/07/2020

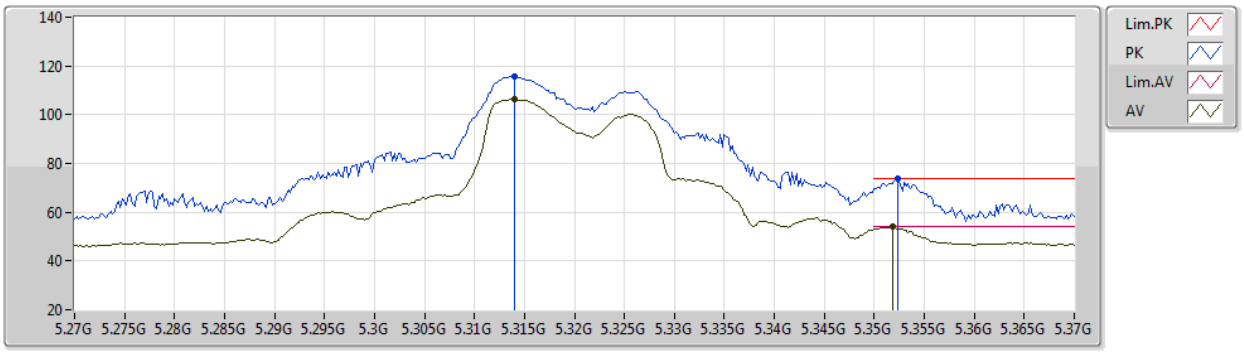

EUT Z_4TX
Setting 66
01-D-G-2-10

Type	Freq	Level	Limit	Margin	Raw	Dist	Condition	Azimuth	Height	Comment	AF	CL	PA
	(Hz)	(dBuV/m)	(dBuV/m)	(dB)	(dBuV)	(m)		(°)	(m)		(dB)	(dB)	(dB)
PK	5.314G	115.74	Inf	-Inf	111.12	3	Vertical	331	1.23	-	33.11	6.20	34.69
AV	5.314G	106.46	Inf	-Inf	101.84	3	Vertical	331	1.23	-	33.11	6.20	34.69
PK	5.3524G	73.88	74.00	-0.12	69.15	3	Vertical	331	1.23	-	33.15	6.29	34.71
AV	5.3518G	53.88	54.00	-0.12	49.15	3	Vertical	331	1.23	-	33.15	6.29	34.71

For EUT 2 / Radio 1 / External Ant.2_Non-Beamforming Mode

802.11a_Nss1,(6Mbps)_4TX

5320MHz_TX

03/07/2020

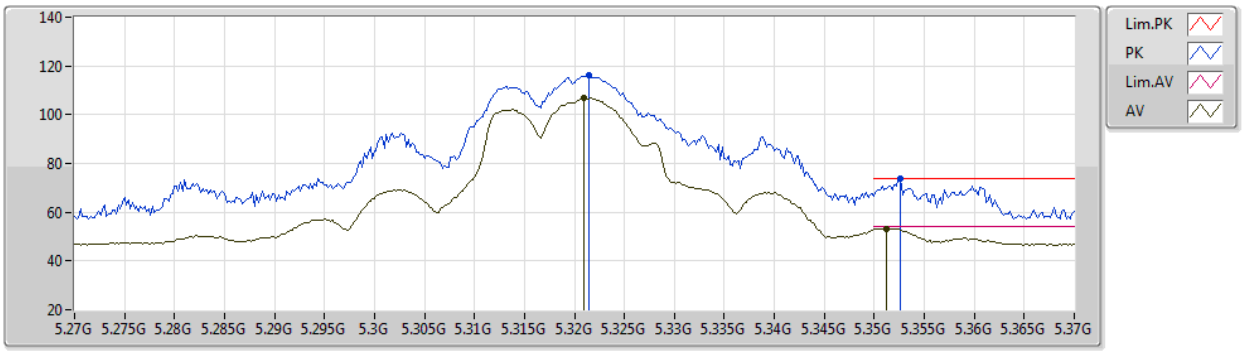

EUT Z_4TX
Setting 66
01-D-G-2-10

Type	Freq	Level	Limit	Margin	Raw	Dist	Condition	Azimuth	Height	Comment	AF	CL	PA
	(Hz)	(dBuV/m)	(dBuV/m)	(dB)	(dBuV)	(m)		(°)	(m)		(dB)	(dB)	(dB)
PK	5.3214G	116.15	Inf	-Inf	111.51	3	Horizontal	344	3.00	-	33.12	6.22	34.70
AV	5.321G	106.74	Inf	-Inf	102.10	3	Horizontal	344	3.00	-	33.12	6.22	34.70
PK	5.3526G	73.92	74.00	-0.08	69.19	3	Horizontal	344	3.00	-	33.15	6.29	34.71
AV	5.3512G	53.20	54.00	-0.80	48.47	3	Horizontal	344	3.00	-	33.15	6.29	34.71

For EUT 2 / Radio 1 / External Ant.2_Non-Beamforming Mode

802.11a_Nss1,(6Mbps)_4TX

5500MHz_TX

03/07/2020

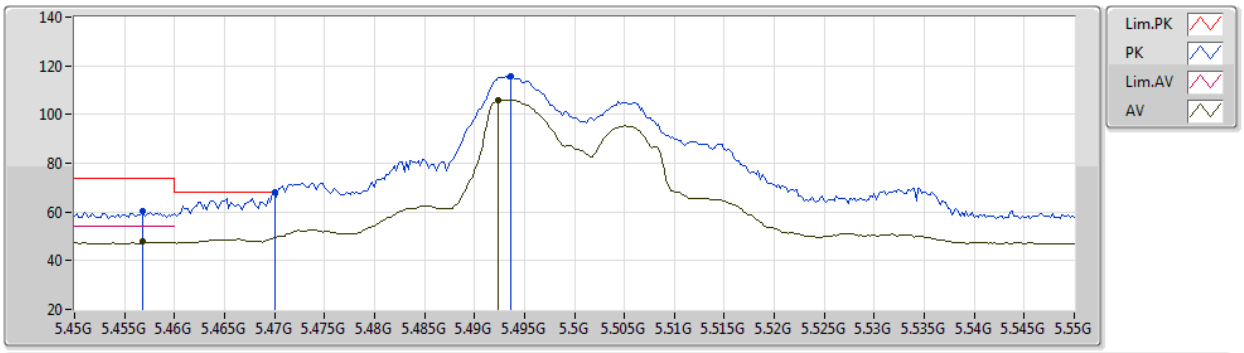

EUT Z_4TX
Setting 62
01-D-G-2-10

Type	Freq	Level	Limit	Margin	Raw	Dist	Condition	Azimuth	Height	Comment	AF	CL	PA
	(Hz)	(dBuV/m)	(dBuV/m)	(dB)	(dBuV)	(m)		(°)	(m)		(dB)	(dB)	(dB)
PK	5.4568G	60.10	74.00	-13.90	54.93	3	Vertical	329	1.28	-	33.54	6.37	34.74
AV	5.4568G	47.70	54.00	-6.30	42.53	3	Vertical	329	1.28	-	33.54	6.37	34.74
PK	5.47G	67.92	68.20	-0.28	62.68	3	Vertical	329	1.28	-	33.62	6.37	34.75
PK	5.4936G	115.51	Inf	-Inf	110.16	3	Vertical	329	1.28	-	33.76	6.35	34.76
AV	5.4924G	106.06	Inf	-Inf	100.72	3	Vertical	329	1.28	-	33.75	6.35	34.76

For EUT 2 / Radio 1 / External Ant.2_Non-Beamforming Mode

802.11a_Nss1,(6Mbps)_4TX

5500MHz_TX

03/07/2020

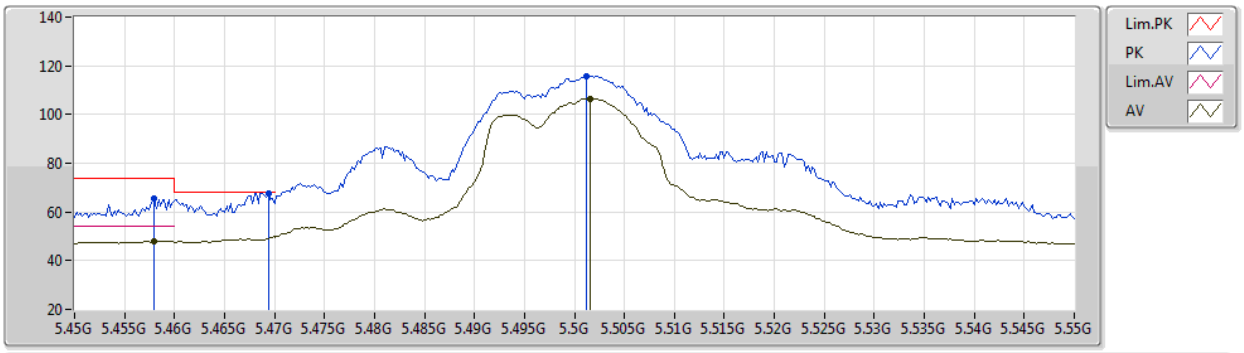

EUT Z_4TX
Setting 62
01-D-G-2-10

Type	Freq	Level	Limit	Margin	Raw	Dist	Condition	Azimuth	Height	Comment	AF	CL	PA
	(Hz)	(dBuV/m)	(dBuV/m)	(dB)	(dBuV)	(m)		(°)	(m)		(dB)	(dB)	(dB)
PK	5.458G	65.28	74.00	-8.72	60.10	3	Horizontal	336	2.95	-	33.55	6.37	34.74
AV	5.458G	47.99	54.00	-6.01	42.81	3	Horizontal	336	2.95	-	33.55	6.37	34.74
PK	5.4694G	67.58	68.20	-0.62	62.34	3	Horizontal	336	2.95	-	33.62	6.37	34.75
PK	5.5012G	115.78	Inf	-Inf	110.39	3	Horizontal	336	2.95	-	33.80	6.35	34.76
AV	5.5016G	106.59	Inf	-Inf	101.20	3	Horizontal	336	2.95	-	33.80	6.35	34.76

For EUT 2 / Radio 1 / External Ant.2_Non-Beamforming Mode

802.11a_Nss1,(6Mbps)_4TX

5580MHz_TX

03/07/2020

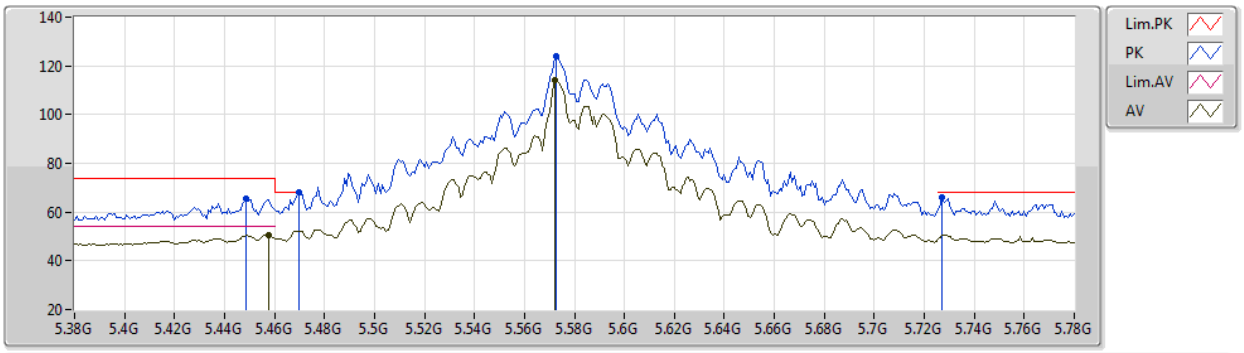

EUT Z_4TX
Setting 103
01-D-G-2-10

Type	Freq	Level	Limit	Margin	Raw	Dist	Condition	Azimuth	Height	Comment	AF	CL	PA
	(Hz)	(dBuV/m)	(dBuV/m)	(dB)	(dBuV)	(m)		(°)	(m)		(dB)	(dB)	(dB)
PK	5.4488G	65.75	74.00	-8.25	60.62	3	Vertical	334	1.29	-	33.49	6.38	34.74
AV	5.4576G	50.61	54.00	-3.39	45.43	3	Vertical	334	1.29	-	33.55	6.37	34.74
PK	5.4696G	68.06	68.20	-0.14	62.82	3	Vertical	334	1.29	-	33.62	6.37	34.75
PK	5.5728G	123.97	Inf	-Inf	118.44	3	Vertical	334	1.29	-	33.95	6.31	34.73
AV	5.572G	114.00	Inf	-Inf	108.48	3	Vertical	334	1.29	-	33.94	6.31	34.73
PK	5.7272G	66.03	68.20	-2.17	60.26	3	Vertical	334	1.29	-	34.08	6.36	34.67

For EUT 2 / Radio 1 / External Ant.2_Non-Beamforming Mode

802.11a_Nss1,(6Mbps)_4TX

5580MHz_TX

03/07/2020

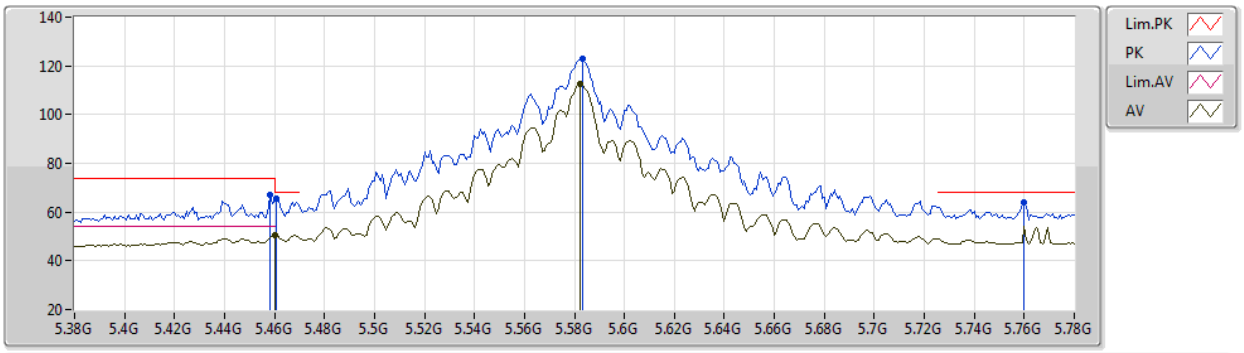

EUT Z_4TX
Setting 103
01-D-G-2-10

Type	Freq	Level	Limit	Margin	Raw	Dist	Condition	Azimuth	Height	Comment	AF	CL	PA
	(Hz)	(dBuV/m)	(dBuV/m)	(dB)	(dBuV)	(m)		(°)	(m)		(dB)	(dB)	(dB)
PK	5.4584G	67.28	74.00	-6.72	62.10	3	Horizontal	13	2.64	-	33.55	6.37	34.74
PK	5.4608G	65.54	68.20	-2.66	60.35	3	Horizontal	13	2.64	-	33.56	6.37	34.74
AV	5.46G	50.57	54.00	-3.43	45.38	3	Horizontal	13	2.64	-	33.56	6.37	34.74
PK	5.5832G	122.87	Inf	-Inf	117.32	3	Horizontal	13	2.64	-	33.97	6.31	34.73
AV	5.5824G	112.82	Inf	-Inf	107.28	3	Horizontal	13	2.64	-	33.96	6.31	34.73
PK	5.76G	63.77	68.20	-4.43	57.87	3	Horizontal	13	2.64	-	34.18	6.38	34.66

For EUT 2 / Radio 1 / External Ant.2_Non-Beamforming Mode

802.11a_Nss1,(6Mbps)_4TX

5700MHz_TX

03/07/2020

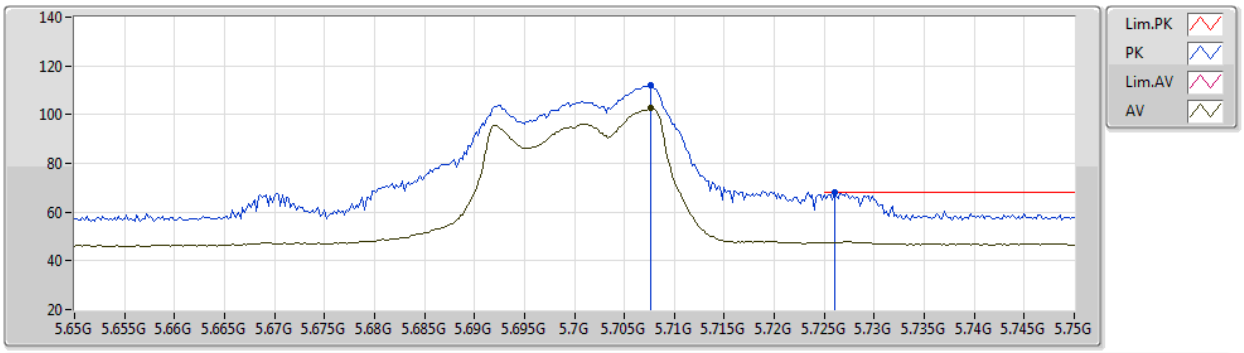

EUT Z_4TX
Setting 53
01-D-G-2-10

Type	Freq	Level	Limit	Margin	Raw	Dist	Condition	Azimuth	Height	Comment	AF	CL	PA
	(Hz)	(dBuV/m)	(dBuV/m)	(dB)	(dBuV)	(m)		(°)	(m)		(dB)	(dB)	(dB)
PK	5.7076G	112.01	Inf	-Inf	106.32	3	Vertical	344	2.02	-	34.02	6.35	34.68
AV	5.7076G	102.57	Inf	-Inf	96.88	3	Vertical	344	2.02	-	34.02	6.35	34.68
PK	5.726G	67.95	68.20	-0.25	62.18	3	Vertical	344	2.02	-	34.08	6.36	34.67

For EUT 2 / Radio 1 / External Ant.2_Non-Beamforming Mode

802.11a_Nss1,(6Mbps)_4TX

5700MHz_TX

03/07/2020

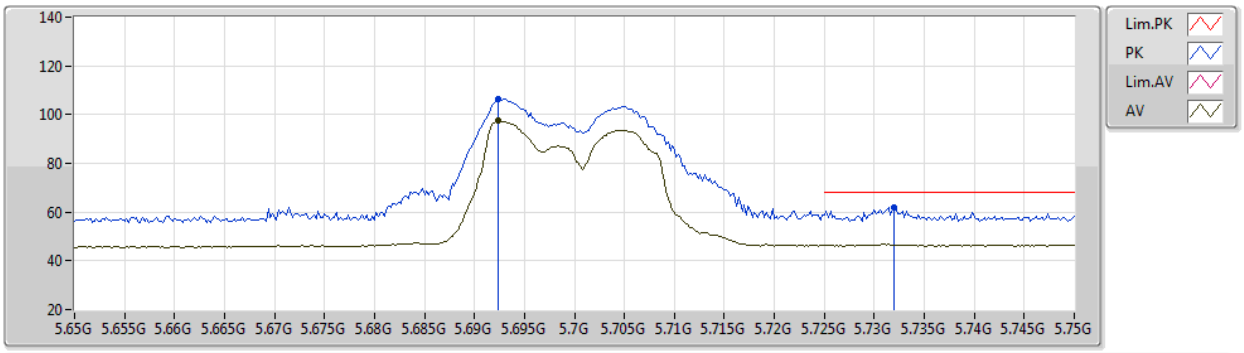

EUT Z_4TX
Setting 53
01-D-G-2-10

Type	Freq	Level	Limit	Margin	Raw	Dist	Condition	Azimuth	Height	Comment	AF	CL	PA
	(Hz)	(dBuV/m)	(dBuV/m)	(dB)	(dBuV)	(m)		(°)	(m)		(dB)	(dB)	(dB)
PK	5.6924G	106.60	Inf	-Inf	100.93	3	Horizontal	29	1.80	-	34.00	6.35	34.68
AV	5.6924G	97.46	Inf	-Inf	91.79	3	Horizontal	29	1.80	-	34.00	6.35	34.68
PK	5.732G	62.12	68.20	-6.08	56.32	3	Horizontal	29	1.80	-	34.10	6.37	34.67

For EUT 2 / Radio 1 / External Ant.2_Non-Beamforming Mode

802.11a_Nss1,(6Mbps)_4TX

03/07/2020

5720MHz Straddle 5.47-5.725GHz_TX

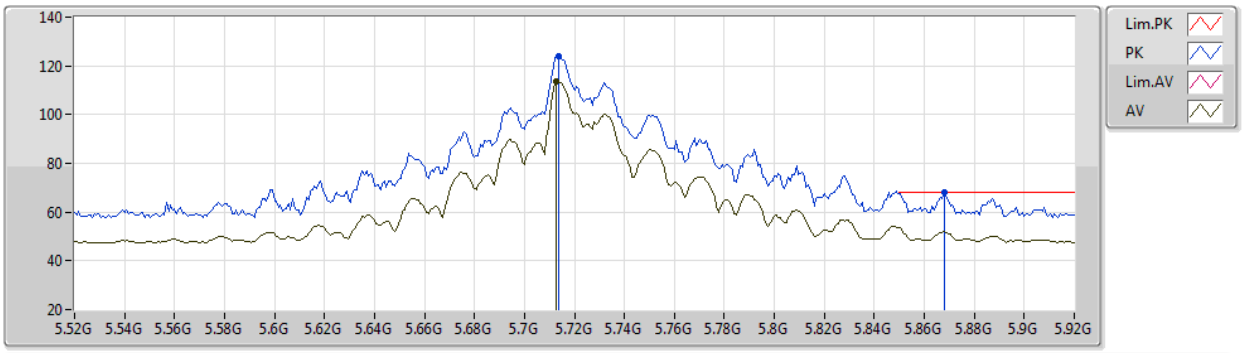

EUT Z_4TX
Setting 104
01-D-G-2-10

Type	Freq	Level	Limit	Margin	Raw	Dist	Condition	Azimuth	Height	Comment	AF	CL	PA
	(Hz)	(dBuV/m)	(dBuV/m)	(dB)	(dBuV)	(m)		(°)	(m)		(dB)	(dB)	(dB)
PK	5.7136G	124.19	Inf	-Inf	118.47	3	Vertical	330	1.33	-	34.04	6.36	34.68
AV	5.7128G	113.55	Inf	-Inf	107.83	3	Vertical	330	1.33	-	34.04	6.36	34.68
PK	5.868G	67.96	68.20	-0.24	61.51	3	Vertical	330	1.33	-	34.64	6.43	34.62

For EUT 2 / Radio 1 / External Ant.2_Non-Beamforming Mode

802.11a_Nss1,(6Mbps)_4TX

5720MHz Straddle 5.47-5.725GHz_TX

03/07/2020

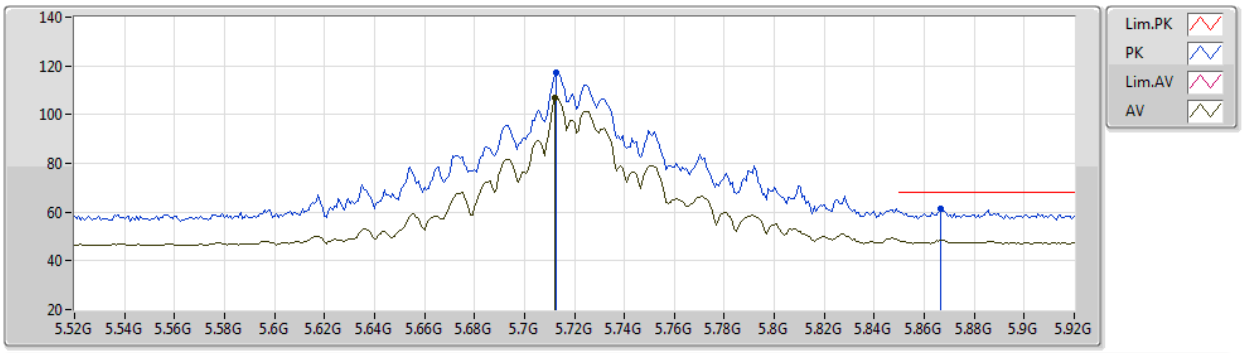

EUT Z_4TX
Setting 104
01-D-G-2-10

Type	Freq	Level	Limit	Margin	Raw	Dist	Condition	Azimuth	Height	Comment	AF	CL	PA
	(Hz)	(dBuV/m)	(dBuV/m)	(dB)	(dBuV)	(m)		(°)	(m)		(dB)	(dB)	(dB)
PK	5.7128G	117.33	Inf	-Inf	111.61	3	Horizontal	30	1.76	-	34.04	6.36	34.68
AV	5.712G	106.82	Inf	-Inf	101.10	3	Horizontal	30	1.76	-	34.04	6.36	34.68
PK	5.8664G	61.24	68.20	-6.96	54.80	3	Horizontal	30	1.76	-	34.63	6.43	34.62

For EUT 2 / Radio 1 / External Ant.2_Non-Beamforming Mode

802.11ax HEW20_Nss1,(MCS0)_4TX

5260MHz_TX

03/07/2020

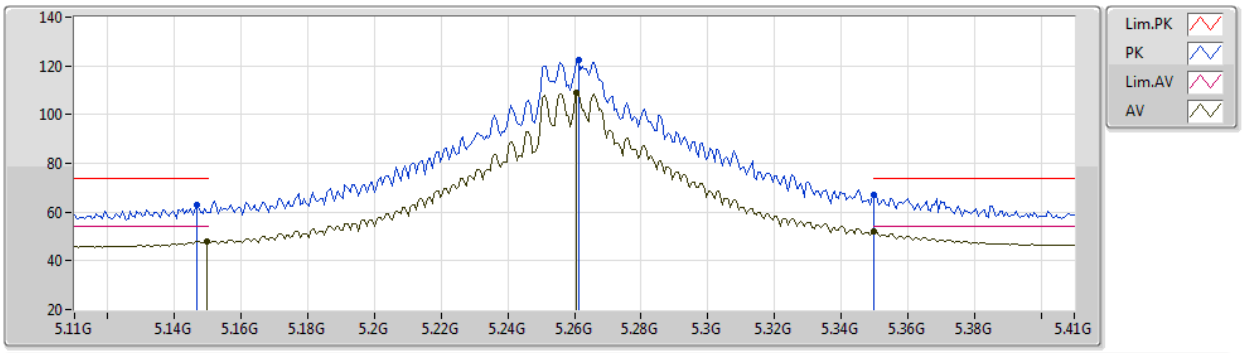

EUT Z_4TX
Setting 89
01-D-M-1-10

Type	Freq	Level	Limit	Margin	Raw	Dist	Condition	Azimuth	Height	Comment	AF	CL	PA
	(Hz)	(dBuV/m)	(dBuV/m)	(dB)	(dBuV)	(m)		(°)	(m)		(dB)	(dB)	(dB)
PK	5.1466G	62.74	74.00	-11.26	58.70	3	Vertical	31	1.27	-	32.80	5.87	34.63
AV	5.1496G	47.81	54.00	-6.19	43.77	3	Vertical	31	1.27	-	32.80	5.87	34.63
PK	5.2612G	122.42	Inf	-Inf	118.04	3	Vertical	31	1.27	-	32.98	6.07	34.67
AV	5.2606G	109.16	Inf	-Inf	104.79	3	Vertical	31	1.27	-	32.98	6.06	34.67
PK	5.35G	66.84	74.00	-7.16	62.10	3	Vertical	31	1.27	-	33.15	6.29	34.70
AV	5.35G	52.19	54.00	-1.81	47.45	3	Vertical	31	1.27	-	33.15	6.29	34.70

For EUT 2 / Radio 1 / External Ant.2_Non-Beamforming Mode

802.11ax HEW20_Nss1,(MCS0)_4TX

5260MHz_TX

03/07/2020

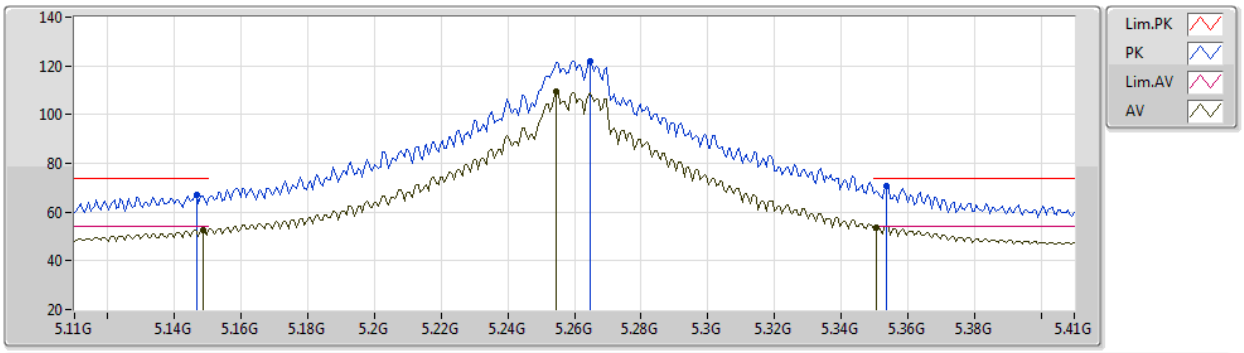

EUT Z_4TX
Setting 89
01-D-M-1-10

Type	Freq	Level	Limit	Margin	Raw	Dist	Condition	Azimuth	Height	Comment	AF	CL	PA
	(Hz)	(dBuV/m)	(dBuV/m)	(dB)	(dBuV)	(m)		(°)	(m)		(dB)	(dB)	(dB)
PK	5.1466G	67.10	74.00	-6.90	63.06	3	Horizontal	352	2.91	-	32.80	5.87	34.63
AV	5.1484G	52.53	54.00	-1.47	48.49	3	Horizontal	352	2.91	-	32.80	5.87	34.63
PK	5.2648G	122.13	Inf	-Inf	117.75	3	Horizontal	352	2.91	-	32.99	6.07	34.68
AV	5.2546G	109.50	Inf	-Inf	105.16	3	Horizontal	352	2.91	-	32.96	6.05	34.67
PK	5.3536G	70.89	74.00	-3.11	66.16	3	Horizontal	352	2.91	-	33.15	6.29	34.71
AV	5.3506G	53.87	54.00	-0.13	49.14	3	Horizontal	352	2.91	-	33.15	6.29	34.71

For EUT 2 / Radio 1 / External Ant.2_Non-Beamforming Mode

802.11ax HEW20_Nss1,(MCS0)_4TX

5300MHz_TX

03/07/2020

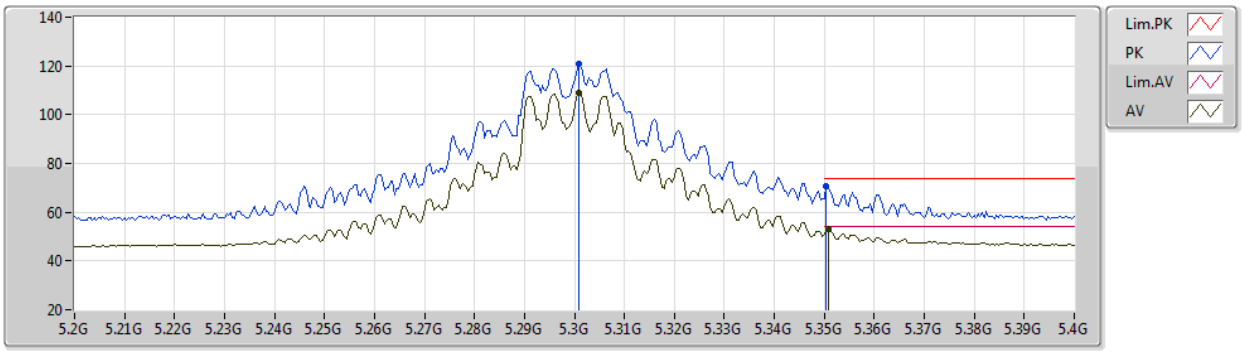

EUT Z_4TX
Setting 75
01-D-M-1-10

Type	Freq	Level	Limit	Margin	Raw	Dist	Condition	Azimuth	Height	Comment	AF	CL	PA
	(Hz)	(dBuV/m)	(dBuV/m)	(dB)	(dBuV)	(m)		(°)	(m)		(dB)	(dB)	(dB)
PK	5.3008G	120.63	Inf	-Inf	116.05	3	Vertical	28	1.42	-	33.10	6.17	34.69
AV	5.3008G	108.73	Inf	-Inf	104.15	3	Vertical	28	1.42	-	33.10	6.17	34.69
PK	5.3504G	70.56	74.00	-3.44	65.83	3	Vertical	28	1.42	-	33.15	6.29	34.71
AV	5.3508G	53.09	54.00	-0.91	48.36	3	Vertical	28	1.42	-	33.15	6.29	34.71

For EUT 2 / Radio 1 / External Ant.2_Non-Beamforming Mode

802.11ax HEW20_Nss1,(MCS0)_4TX

5300MHz_TX

03/07/2020

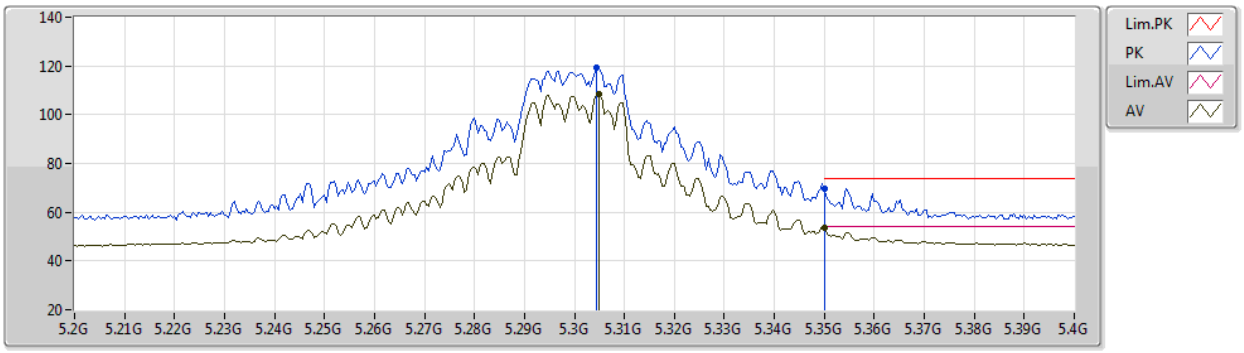

EUT Z_4TX
Setting 75
01-D-M-1-10

Type	Freq	Level	Limit	Margin	Raw	Dist	Condition	Azimuth	Height	Comment	AF	CL	PA
	(Hz)	(dBuV/m)	(dBuV/m)	(dB)	(dBuV)	(m)		(°)	(m)		(dB)	(dB)	(dB)
PK	5.3044G	119.44	Inf	-Inf	114.85	3	Horizontal	351	3.00	-	33.10	6.18	34.69
AV	5.3048G	108.27	Inf	-Inf	103.68	3	Horizontal	351	3.00	-	33.10	6.18	34.69
PK	5.35G	69.77	74.00	-4.23	65.03	3	Horizontal	351	3.00	-	33.15	6.29	34.70
AV	5.35G	53.60	54.00	-0.40	48.86	3	Horizontal	351	3.00	-	33.15	6.29	34.70

For EUT 2 / Radio 1 / External Ant.2_Non-Beamforming Mode

802.11ax HEW20_Nss1,(MCS0)_4TX

5320MHz_TX

03/07/2020

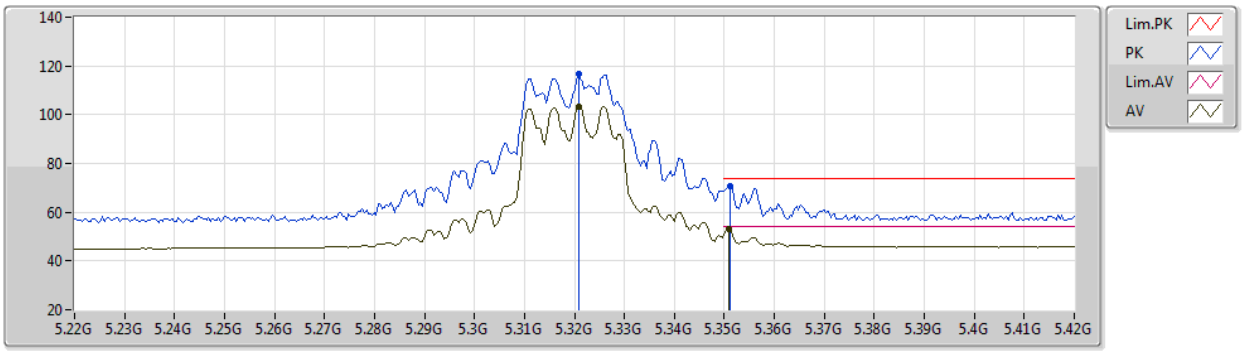

EUT Z_4TX
Setting 60
01-D-M-1-10

Type	Freq	Level	Limit	Margin	Raw	Dist	Condition	Azimuth	Height	Comment	AF	CL	PA
	(Hz)	(dBuV/m)	(dBuV/m)	(dB)	(dBuV)	(m)		(°)	(m)		(dB)	(dB)	(dB)
PK	5.3208G	116.62	Inf	-Inf	111.98	3	Vertical	29	1.32	-	33.12	6.22	34.70
AV	5.3208G	103.37	Inf	-Inf	98.73	3	Vertical	29	1.32	-	33.12	6.22	34.70
PK	5.3512G	70.77	74.00	-3.23	66.04	3	Vertical	29	1.32	-	33.15	6.29	34.71
AV	5.3508G	52.88	54.00	-1.12	48.15	3	Vertical	29	1.32	-	33.15	6.29	34.71

For EUT 2 / Radio 1 / External Ant.2_Non-Beamforming Mode

802.11ax HEW20_Nss1,(MCS0)_4TX

5320MHz_TX

03/07/2020

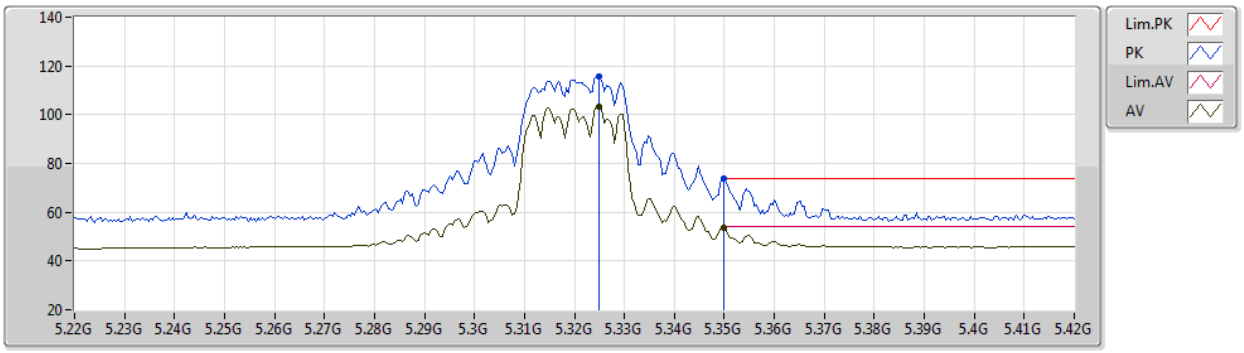

EUT Z_4TX
Setting 60
01-D-M-1-10

Type	Freq	Level	Limit	Margin	Raw	Dist	Condition	Azimuth	Height	Comment	AF	CL	PA
	(Hz)	(dBuV/m)	(dBuV/m)	(dB)	(dBuV)	(m)		(°)	(m)		(dB)	(dB)	(dB)
PK	5.3248G	115.78	Inf	-Inf	111.13	3	Horizontal	349	2.96	-	33.12	6.23	34.70
AV	5.3248G	103.50	Inf	-Inf	98.85	3	Horizontal	349	2.96	-	33.12	6.23	34.70
PK	5.35G	73.55	74.00	-0.45	68.81	3	Horizontal	349	2.96	-	33.15	6.29	34.70
AV	5.35G	53.55	54.00	-0.45	48.81	3	Horizontal	349	2.96	-	33.15	6.29	34.70

For EUT 2 / Radio 1 / External Ant.2_Non-Beamforming Mode

802.11ax HEW20_Nss1,(MCS0)_4TX

5500MHz_TX

03/07/2020

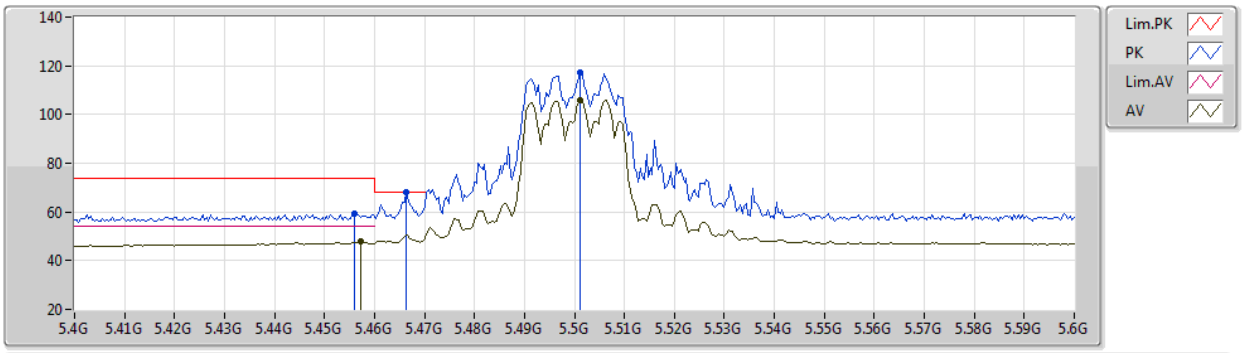

EUT Z_4TX
Setting 57
01-D-M-1-10

Type	Freq	Level	Limit	Margin	Raw	Dist	Condition	Azimuth	Height	Comment	AF	CL	PA
	(Hz)	(dBuV/m)	(dBuV/m)	(dB)	(dBuV)	(m)		(°)	(m)		(dB)	(dB)	(dB)
PK	5.456G	59.38	74.00	-14.62	54.21	3	Vertical	335	1.34	-	33.54	6.37	34.74
AV	5.4572G	47.86	54.00	-6.14	42.69	3	Vertical	335	1.34	-	33.54	6.37	34.74
PK	5.4664G	67.98	68.20	-0.22	62.76	3	Vertical	335	1.34	-	33.60	6.37	34.75
PK	5.5012G	117.26	Inf	-Inf	111.87	3	Vertical	335	1.34	-	33.80	6.35	34.76
AV	5.5012G	105.63	Inf	-Inf	100.24	3	Vertical	335	1.34	-	33.80	6.35	34.76

For EUT 2 / Radio 1 / External Ant.2_Non-Beamforming Mode

802.11ax HEW20_Nss1,(MCS0)_4TX

5500MHz_TX

03/07/2020

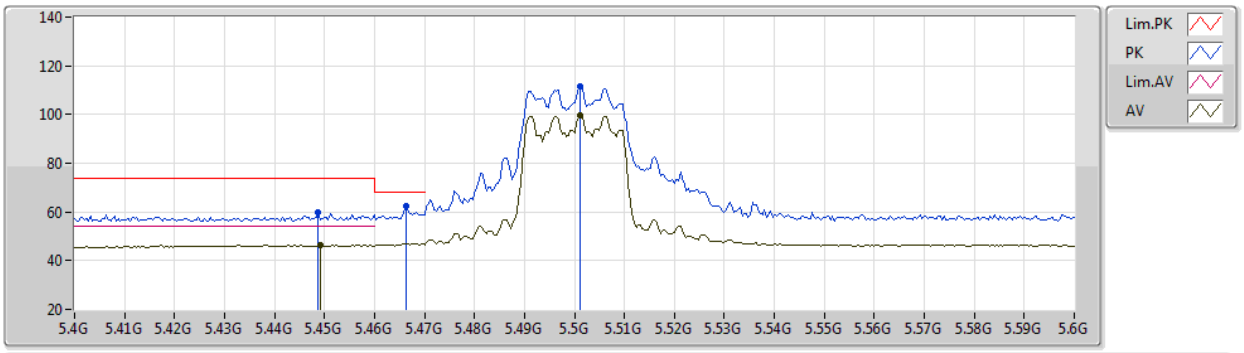

EUT Z_4TX
Setting 57
01-D-M-1-10

Type	Freq	Level	Limit	Margin	Raw	Dist	Condition	Azimuth	Height	Comment	AF	CL	PA
	(Hz)	(dBuV/m)	(dBuV/m)	(dB)	(dBuV)	(m)		(°)	(m)		(dB)	(dB)	(dB)
PK	5.4488G	59.57	74.00	-14.43	54.44	3	Horizontal	34	1.73	-	33.49	6.38	34.74
AV	5.4492G	46.33	54.00	-7.67	41.19	3	Horizontal	34	1.73	-	33.50	6.38	34.74
PK	5.4664G	62.47	68.20	-5.73	57.25	3	Horizontal	34	1.73	-	33.60	6.37	34.75
PK	5.5012G	111.32	Inf	-Inf	105.93	3	Horizontal	34	1.73	-	33.80	6.35	34.76
AV	5.5012G	99.48	Inf	-Inf	94.09	3	Horizontal	34	1.73	-	33.80	6.35	34.76

For EUT 2 / Radio 1 / External Ant.2_Non-Beamforming Mode

802.11ax HEW20_Nss1,(MCS0)_4TX

5580MHz_TX

03/07/2020

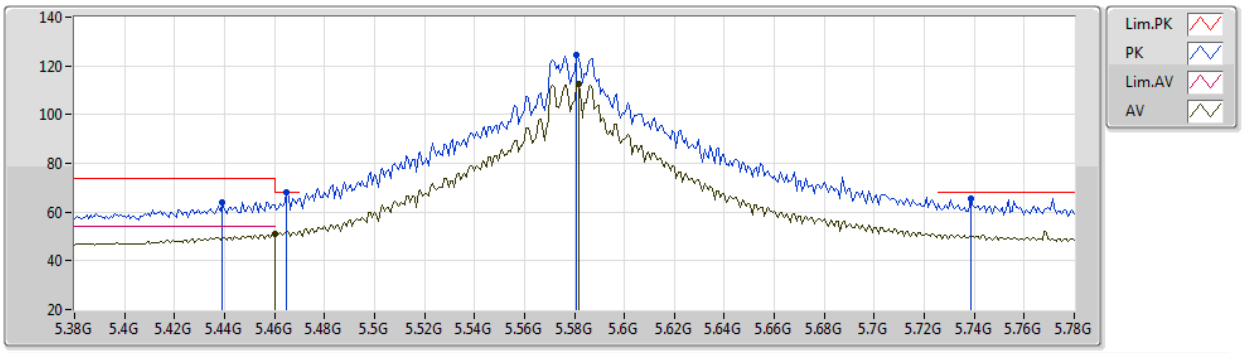

EUT Z_4TX
Setting 97
01-D-M-1-10

Type	Freq	Level	Limit	Margin	Raw	Dist	Condition	Azimuth	Height	Comment	AF	CL	PA
	(Hz)	(dBuV/m)	(dBuV/m)	(dB)	(dBuV)	(m)		(°)	(m)		(dB)	(dB)	(dB)
PK	5.4392G	64.16	74.00	-9.84	59.08	3	Vertical	336	1.32	-	33.44	6.38	34.74
PK	5.4648G	67.87	68.20	-0.33	62.66	3	Vertical	336	1.32	-	33.59	6.37	34.75
AV	5.46G	51.16	54.00	-2.84	45.97	3	Vertical	336	1.32	-	33.56	6.37	34.74
PK	5.5808G	124.44	Inf	-Inf	118.90	3	Vertical	336	1.32	-	33.96	6.31	34.73
AV	5.5816G	112.48	Inf	-Inf	106.94	3	Vertical	336	1.32	-	33.96	6.31	34.73
PK	5.7384G	65.72	68.20	-2.48	59.90	3	Vertical	336	1.32	-	34.12	6.37	34.67

For EUT 2 / Radio 1 / External Ant.2_Non-Beamforming Mode

802.11ax HEW20_Nss1,(MCS0)_4TX

5580MHz_TX

03/07/2020

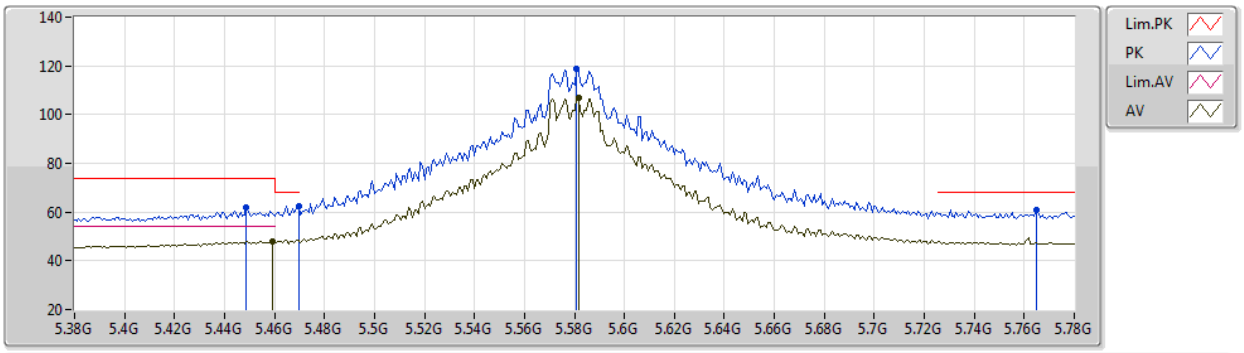

EUT Z_4TX
Setting 97
01-D-M-1-10

Type	Freq	Level	Limit	Margin	Raw	Dist	Condition	Azimuth	Height	Comment	AF	CL	PA
	(Hz)	(dBuV/m)	(dBuV/m)	(dB)	(dBuV)	(m)		(°)	(m)		(dB)	(dB)	(dB)
PK	5.4488G	62.05	74.00	-11.95	56.92	3	Horizontal	33	1.79	-	33.49	6.38	34.74
AV	5.4592G	47.99	54.00	-6.01	42.80	3	Horizontal	33	1.79	-	33.56	6.37	34.74
PK	5.4696G	62.55	68.20	-5.65	57.31	3	Horizontal	33	1.79	-	33.62	6.37	34.75
PK	5.5808G	119.02	Inf	-Inf	113.48	3	Horizontal	33	1.79	-	33.96	6.31	34.73
AV	5.5816G	106.76	Inf	-Inf	101.22	3	Horizontal	33	1.79	-	33.96	6.31	34.73
PK	5.7648G	61.02	68.20	-7.18	55.11	3	Horizontal	33	1.79	-	34.19	6.38	34.66

For EUT 2 / Radio 1 / External Ant.2_Non-Beamforming Mode

802.11ax HEW20_Nss1,(MCS0)_4TX

5700MHz_TX

03/07/2020

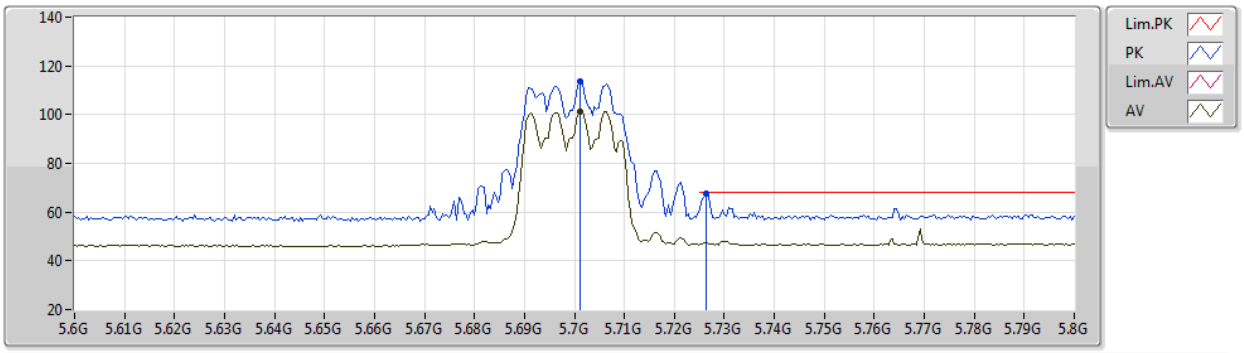

EUT Z_4TX
Setting 41
01-D-M-1-10

Type	Freq	Level	Limit	Margin	Raw	Dist	Condition	Azimuth	Height	Comment	AF	CL	PA
	(Hz)	(dBuV/m)	(dBuV/m)	(dB)	(dBuV)	(m)		(°)	(m)		(dB)	(dB)	(dB)
PK	5.7012G	113.43	Inf	-Inf	107.76	3	Vertical	338	1.40	-	34.00	6.35	34.68
AV	5.7012G	101.12	Inf	-Inf	95.45	3	Vertical	338	1.40	-	34.00	6.35	34.68
PK	5.7264G	67.81	68.20	-0.39	62.04	3	Vertical	338	1.40	-	34.08	6.36	34.67

For EUT 2 / Radio 1 / External Ant.2_Non-Beamforming Mode

802.11ax HEW20_Nss1,(MCS0)_4TX

5700MHz_TX

03/07/2020

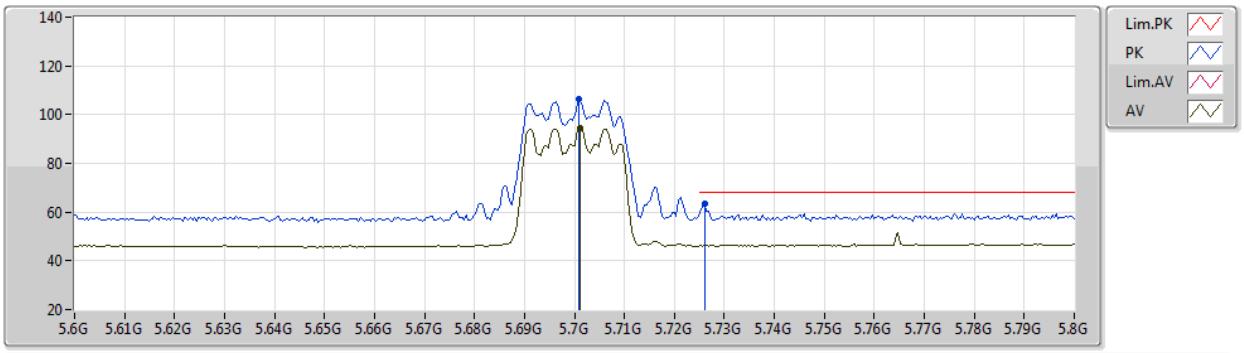

EUT Z_4TX
Setting 41
01-D-M-1-10

Type	Freq	Level	Limit	Margin	Raw	Dist	Condition	Azimuth	Height	Comment	AF	CL	PA
	(Hz)	(dBuV/m)	(dBuV/m)	(dB)	(dBuV)	(m)		(°)	(m)		(dB)	(dB)	(dB)
PK	5.7008G	106.53	Inf	-Inf	100.86	3	Horizontal	31	1.90	-	34.00	6.35	34.68
AV	5.7012G	94.54	Inf	-Inf	88.87	3	Horizontal	31	1.90	-	34.00	6.35	34.68
PK	5.726G	63.25	68.20	-4.95	57.48	3	Horizontal	31	1.90	-	34.08	6.36	34.67

For EUT 2 / Radio 1 / External Ant.2_Non-Beamforming Mode

802.11ax HEW20_Nss1,(MCS0)_4TX

5720MHz Straddle 5.47-5.725GHz_TX

03/07/2020

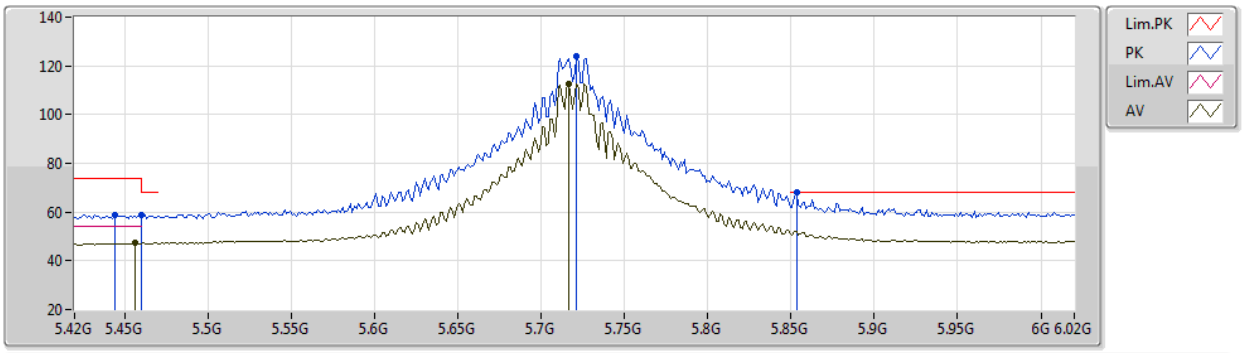

EUT Z_4TX
Setting 102
01-D-M-1-10

Type	Freq	Level	Limit	Margin	Raw	Dist	Condition	Azimuth	Height	Comment	AF	CL	PA
	(Hz)	(dBuV/m)	(dBuV/m)	(dB)	(dBuV)	(m)		(°)	(m)		(dB)	(dB)	(dB)
PK	5.444G	58.95	74.00	-15.05	53.85	3	Vertical	338	1.34	-	33.46	6.38	34.74
PK	5.46G	58.63	68.20	-9.57	53.44	3	Vertical	338	1.34	-	33.56	6.37	34.74
AV	5.456G	47.19	54.00	-6.81	42.02	3	Vertical	338	1.34	-	33.54	6.37	34.74
PK	5.7212G	124.15	Inf	-Inf	118.40	3	Vertical	338	1.34	-	34.06	6.36	34.67
AV	5.7164G	112.46	Inf	-Inf	106.73	3	Vertical	338	1.34	-	34.05	6.36	34.68
PK	5.8532G	68.12	68.20	-0.08	61.75	3	Vertical	338	1.34	-	34.57	6.43	34.63

For EUT 2 / Radio 1 / External Ant.2_Non-Beamforming Mode

802.11ax HEW20_Nss1,(MCS0)_4TX

5720MHz Straddle 5.47-5.725GHz_TX

03/07/2020

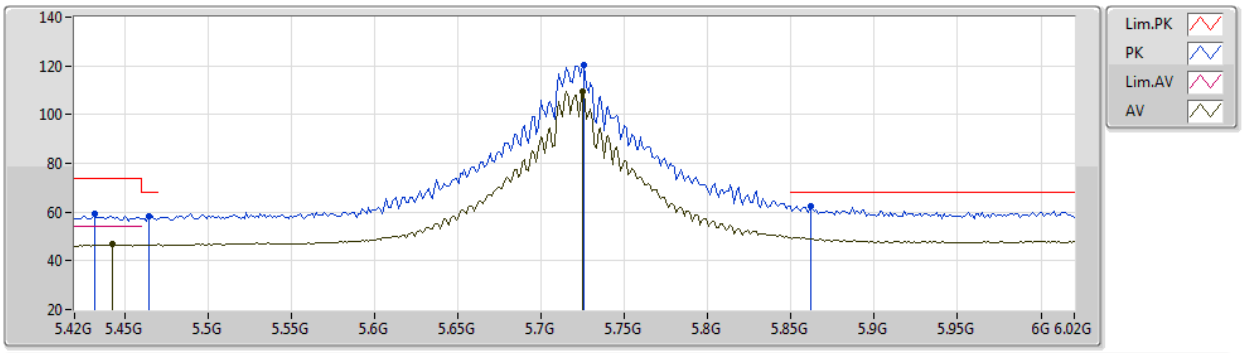

EUT Z_4TX
Setting 102
01-D-M-1-10

Type	Freq	Level	Limit	Margin	Raw	Dist	Condition	Azimuth	Height	Comment	AF	CL	PA
	(Hz)	(dBuV/m)	(dBuV/m)	(dB)	(dBuV)	(m)		(°)	(m)		(dB)	(dB)	(dB)
PK	5.432G	59.29	74.00	-14.71	54.25	3	Horizontal	12	3.00	-	33.39	6.38	34.73
AV	5.4428G	46.71	54.00	-7.29	41.61	3	Horizontal	12	3.00	-	33.46	6.38	34.74
PK	5.4644G	58.40	68.20	-9.80	53.19	3	Horizontal	12	3.00	-	33.59	6.37	34.75
PK	5.726G	120.25	Inf	-Inf	114.48	3	Horizontal	12	3.00	-	34.08	6.36	34.67
AV	5.7248G	109.48	Inf	-Inf	103.72	3	Horizontal	12	3.00	-	34.07	6.36	34.67
PK	5.8616G	62.44	68.20	-5.76	56.03	3	Horizontal	12	3.00	-	34.61	6.43	34.63

For EUT 2 / Radio 1 / External Ant.2_Non-Beamforming Mode

802.11ax HEW40_Nss1,(MCS0)_4TX

5270MHz_TX

03/07/2020

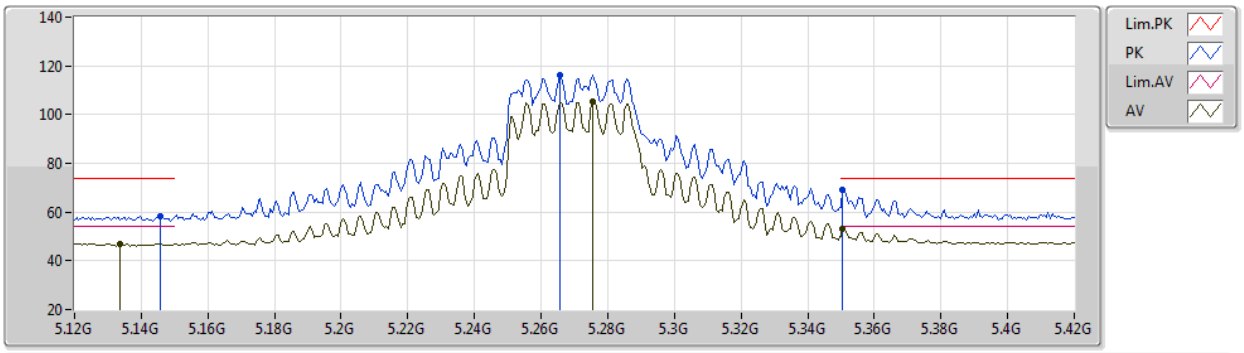

EUT Z_4TX
Setting 69
01-D-G-2-10

Type	Freq	Level	Limit	Margin	Raw	Dist	Condition	Azimuth	Height	Comment	AF	CL	PA
	(Hz)	(dBuV/m)	(dBuV/m)	(dB)	(dBuV)	(m)		(°)	(m)		(dB)	(dB)	(dB)
PK	5.1458G	58.51	74.00	-15.49	54.47	3	Vertical	32	1.48	-	32.80	5.87	34.63
AV	5.1338G	47.11	54.00	-6.89	43.07	3	Vertical	32	1.48	-	32.80	5.87	34.63
PK	5.2658G	116.39	Inf	-Inf	111.99	3	Vertical	32	1.48	-	33.00	6.08	34.68
AV	5.2754G	105.11	Inf	-Inf	100.66	3	Vertical	32	1.48	-	33.03	6.10	34.68
PK	5.3504G	69.27	74.00	-4.73	64.54	3	Vertical	32	1.48	-	33.15	6.29	34.71
AV	5.3504G	53.24	54.00	-0.76	48.51	3	Vertical	32	1.48	-	33.15	6.29	34.71

For EUT 2 / Radio 1 / External Ant.2_Non-Beamforming Mode

802.11ax HEW40_Nss1,(MCS0)_4TX

5270MHz_TX

03/07/2020

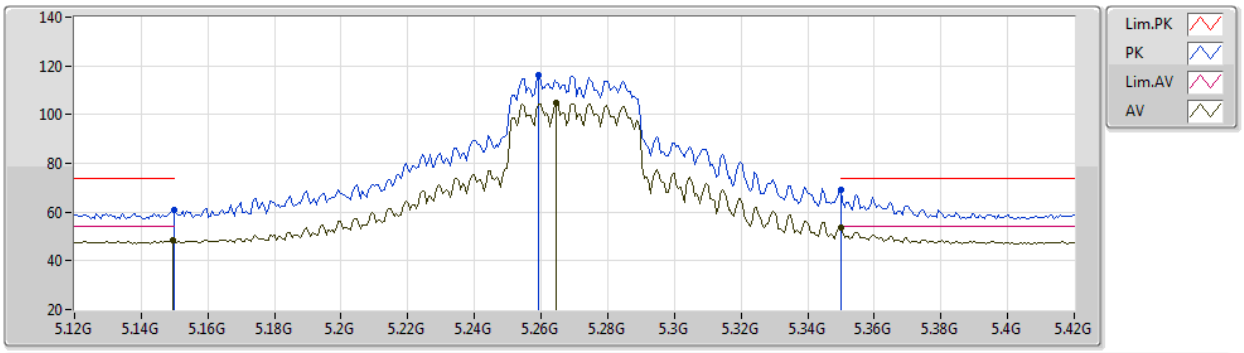

EUT Z_4TX
Setting 69
01-D-G-2-10

Type	Freq	Level	Limit	Margin	Raw	Dist	Condition	Azimuth	Height	Comment	AF	CL	PA
	(Hz)	(dBuV/m)	(dBuV/m)	(dB)	(dBuV)	(m)		(°)	(m)		(dB)	(dB)	(dB)
PK	5.15G	60.79	74.00	-13.21	56.75	3	Horizontal	358	3.00	-	32.80	5.87	34.63
AV	5.1494G	48.40	54.00	-5.60	44.36	3	Horizontal	358	3.00	-	32.80	5.87	34.63
PK	5.2592G	116.11	Inf	-Inf	111.74	3	Horizontal	358	3.00	-	32.98	6.06	34.67
AV	5.2646G	104.84	Inf	-Inf	100.46	3	Horizontal	358	3.00	-	32.99	6.07	34.68
PK	5.35G	68.95	74.00	-5.05	64.22	3	Horizontal	358	3.00	-	33.15	6.29	34.71
AV	5.35G	53.82	54.00	-0.18	49.09	3	Horizontal	358	3.00	-	33.15	6.29	34.71

For EUT 2 / Radio 1 / External Ant.2_Non-Beamforming Mode

802.11ax HEW40_Nss1,(MCS0)_4TX

5310MHz_TX

03/07/2020

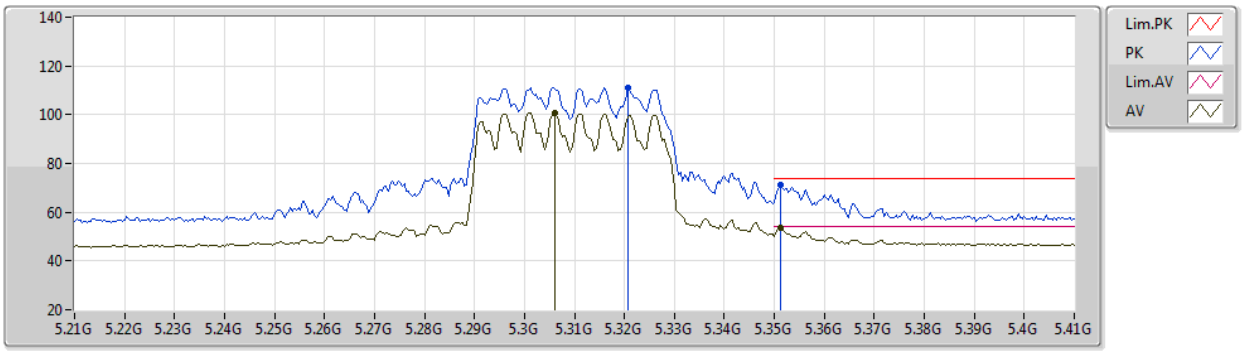

EUT Z_4TX
Setting 53
01-D-G-2-10

Type	Freq	Level	Limit	Margin	Raw	Dist	Condition	Azimuth	Height	Comment	AF	CL	PA
	(Hz)	(dBuV/m)	(dBuV/m)	(dB)	(dBuV)	(m)		(°)	(m)		(dB)	(dB)	(dB)
PK	5.3208G	111.21	Inf	-Inf	106.57	3	Vertical	28	1.30	-	33.12	6.22	34.70
AV	5.306G	100.74	Inf	-Inf	96.14	3	Vertical	28	1.30	-	33.11	6.18	34.69
PK	5.3512G	71.46	74.00	-2.54	66.73	3	Vertical	28	1.30	-	33.15	6.29	34.71
AV	5.3512G	53.44	54.00	-0.56	48.71	3	Vertical	28	1.30	-	33.15	6.29	34.71

For EUT 2 / Radio 1 / External Ant.2_Non-Beamforming Mode

802.11ax HEW40_Nss1,(MCS0)_4TX

5310MHz_TX

03/07/2020

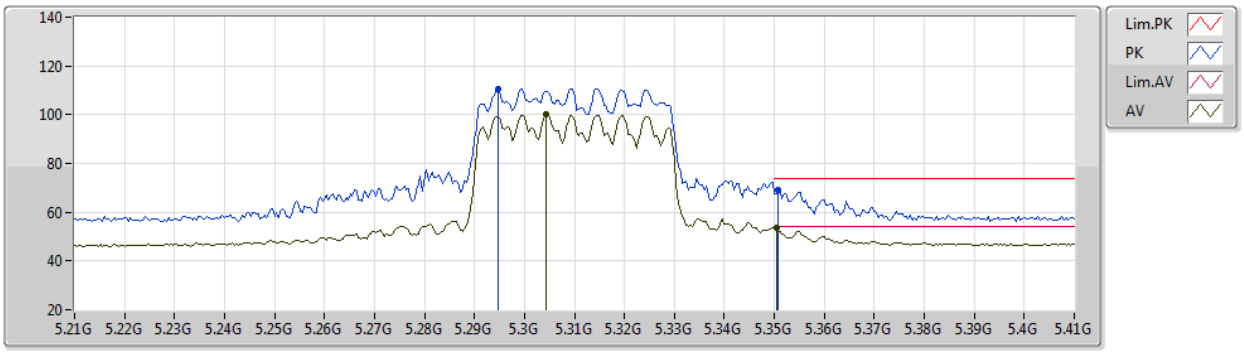

EUT Z_4TX
Setting 53
01-D-G-2-10

Type	Freq	Level	Limit	Margin	Raw	Dist	Condition	Azimuth	Height	Comment	AF	CL	PA
	(Hz)	(dBuV/m)	(dBuV/m)	(dB)	(dBuV)	(m)		(°)	(m)		(dB)	(dB)	(dB)
PK	5.2948G	110.68	Inf	-Inf	106.13	3	Horizontal	356	3.00	-	33.08	6.16	34.69
AV	5.3044G	100.20	Inf	-Inf	95.61	3	Horizontal	356	3.00	-	33.10	6.18	34.69
PK	5.3508G	69.14	74.00	-4.86	64.41	3	Horizontal	356	3.00	-	33.15	6.29	34.71
AV	5.3504G	53.71	54.00	-0.29	48.98	3	Horizontal	356	3.00	-	33.15	6.29	34.71

For EUT 2 / Radio 1 / External Ant.2_Non-Beamforming Mode

802.11ax HEW40_Nss1,(MCS0)_4TX

5510MHz_TX

03/07/2020

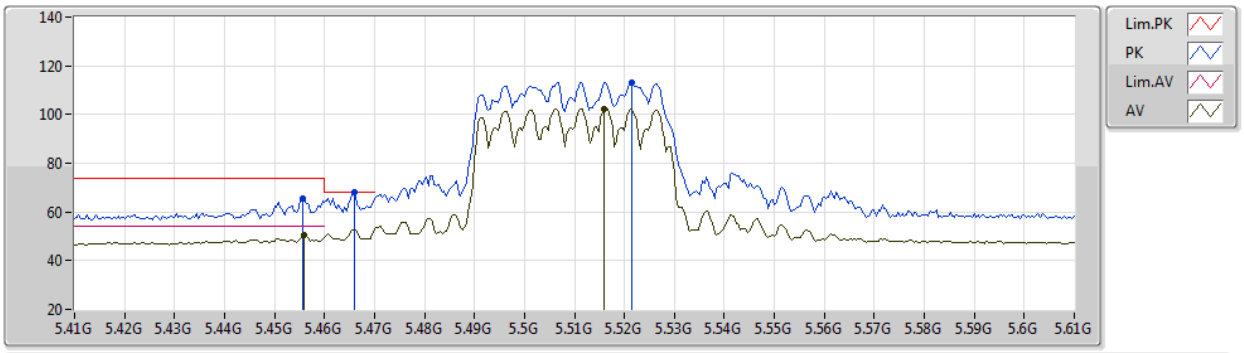

EUT Z_4TX
Setting 53
01-D-G-2-10

Type	Freq	Level	Limit	Margin	Raw	Dist	Condition	Azimuth	Height	Comment	AF	CL	PA
	(Hz)	(dBuV/m)	(dBuV/m)	(dB)	(dBuV)	(m)		(°)	(m)		(dB)	(dB)	(dB)
PK	5.4556G	65.77	74.00	-8.23	60.61	3	Vertical	336	1.41	-	33.53	6.37	34.74
AV	5.456G	50.29	54.00	-3.71	45.12	3	Vertical	336	1.41	-	33.54	6.37	34.74
PK	5.466G	68.09	68.20	-0.11	62.87	3	Vertical	336	1.41	-	33.60	6.37	34.75
PK	5.5216G	113.36	Inf	-Inf	107.93	3	Vertical	336	1.41	-	33.84	6.34	34.75
AV	5.516G	102.40	Inf	-Inf	96.98	3	Vertical	336	1.41	-	33.83	6.34	34.75

For EUT 2 / Radio 1 / External Ant.2_Non-Beamforming Mode

802.11ax HEW40_Nss1,(MCS0)_4TX

5510MHz_TX

03/07/2020

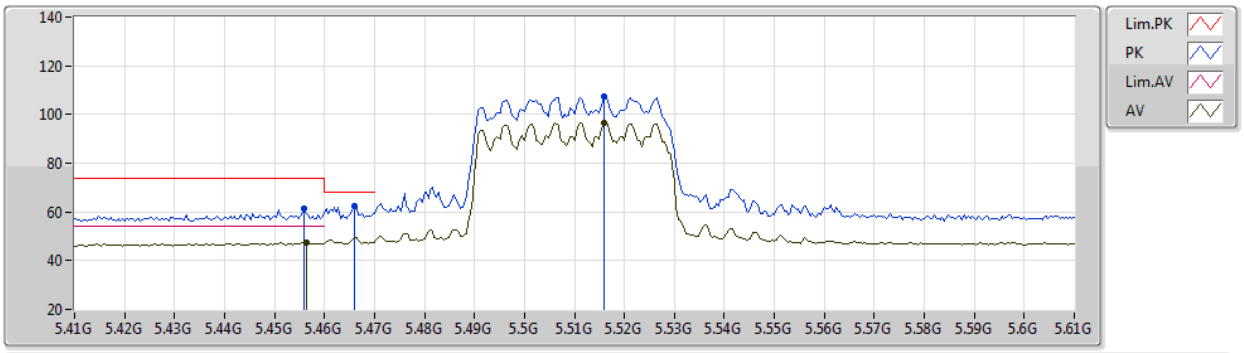

EUT Z_4TX
Setting 53
01-D-G-2-10

Type	Freq	Level	Limit	Margin	Raw	Dist	Condition	Azimuth	Height	Comment	AF	CL	PA
	(Hz)	(dBuV/m)	(dBuV/m)	(dB)	(dBuV)	(m)		(°)	(m)		(dB)	(dB)	(dB)
PK	5.456G	61.21	74.00	-12.79	56.04	3	Horizontal	32	1.80	-	33.54	6.37	34.74
AV	5.4564G	47.36	54.00	-6.64	42.19	3	Horizontal	32	1.80	-	33.54	6.37	34.74
PK	5.466G	62.18	68.20	-6.02	56.96	3	Horizontal	32	1.80	-	33.60	6.37	34.75
PK	5.516G	107.45	Inf	-Inf	102.03	3	Horizontal	32	1.80	-	33.83	6.34	34.75
AV	5.516G	96.71	Inf	-Inf	91.29	3	Horizontal	32	1.80	-	33.83	6.34	34.75

For EUT 2 / Radio 1 / External Ant.2_Non-Beamforming Mode

802.11ax HEW40_Nss1,(MCS0)_4TX

5550MHz_TX

03/07/2020

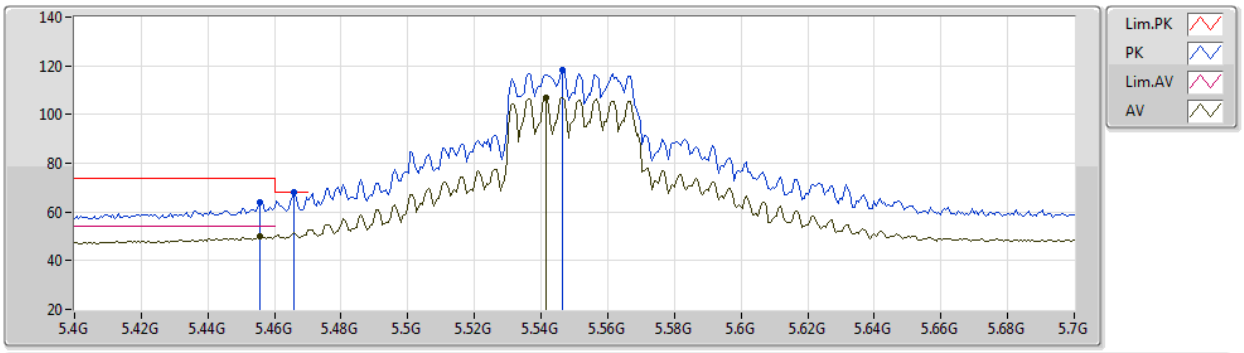

EUT Z_4TX
Setting 71
01-D-G-2-10

Type	Freq	Level	Limit	Margin	Raw	Dist	Condition	Azimuth	Height	Comment	AF	CL	PA
	(Hz)	(dBuV/m)	(dBuV/m)	(dB)	(dBuV)	(m)		(°)	(m)		(dB)	(dB)	(dB)
PK	5.4558G	64.11	74.00	-9.89	58.95	3	Vertical	335	1.34	-	33.53	6.37	34.74
AV	5.4558G	50.07	54.00	-3.93	44.91	3	Vertical	335	1.34	-	33.53	6.37	34.74
PK	5.466G	67.98	68.20	-0.22	62.76	3	Vertical	335	1.34	-	33.60	6.37	34.75
PK	5.5464G	118.19	Inf	-Inf	112.71	3	Vertical	335	1.34	-	33.89	6.33	34.74
AV	5.5416G	106.95	Inf	-Inf	101.48	3	Vertical	335	1.34	-	33.88	6.33	34.74

For EUT 2 / Radio 1 / External Ant.2_Non-Beamforming Mode

802.11ax HEW40_Nss1,(MCS0)_4TX

5550MHz_TX

03/07/2020

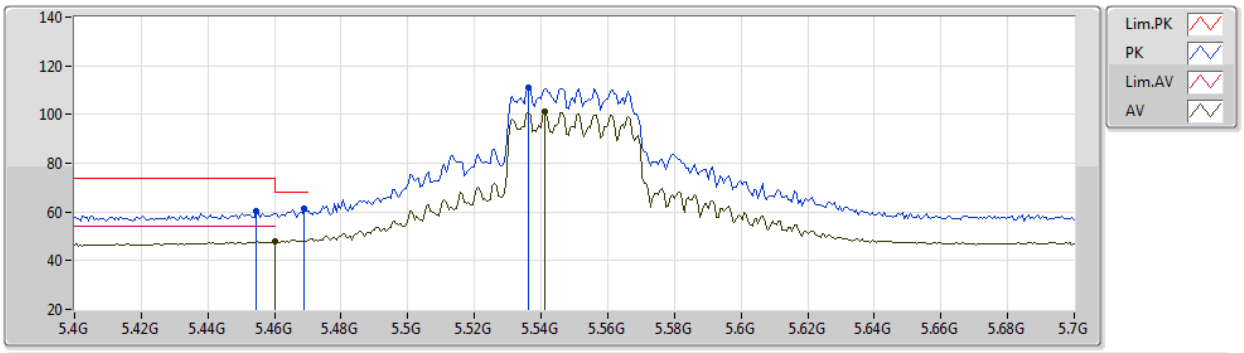

EUT Z_4TX
Setting 71
01-D-G-2-10

Type	Freq	Level	Limit	Margin	Raw	Dist	Condition	Azimuth	Height	Comment	AF	CL	PA
	(Hz)	(dBuV/m)	(dBuV/m)	(dB)	(dBuV)	(m)		(°)	(m)		(dB)	(dB)	(dB)
PK	5.4546G	60.14	74.00	-13.86	54.98	3	Horizontal	36	1.75	-	33.53	6.37	34.74
AV	5.46G	47.85	54.00	-6.15	42.66	3	Horizontal	36	1.75	-	33.56	6.37	34.74
PK	5.469G	61.22	68.20	-6.98	55.99	3	Horizontal	36	1.75	-	33.61	6.37	34.75
PK	5.5362G	110.83	Inf	-Inf	105.38	3	Horizontal	36	1.75	-	33.87	6.33	34.75
AV	5.541G	101.02	Inf	-Inf	95.55	3	Horizontal	36	1.75	-	33.88	6.33	34.74

For EUT 2 / Radio 1 / External Ant.2_Non-Beamforming Mode

802.11ax HEW40_Nss1,(MCS0)_4TX

5670MHz_TX

03/07/2020

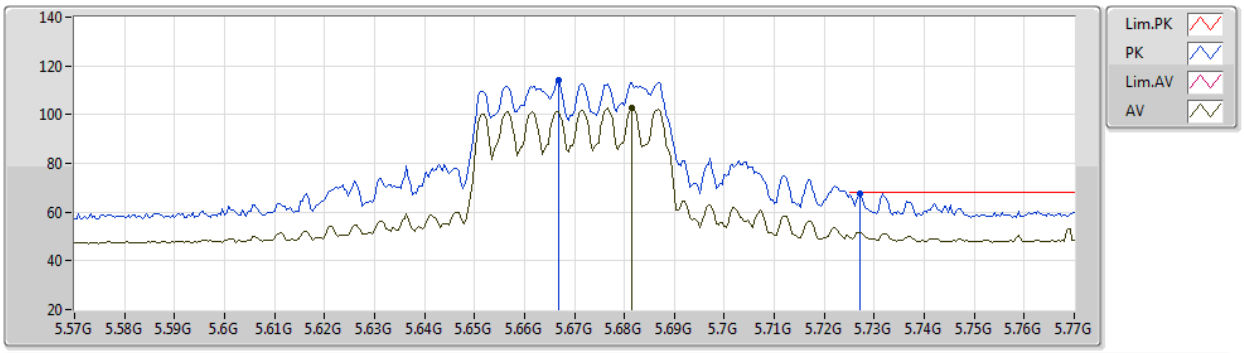

EUT Z_4TX
Setting 59
01-D-G-2-10

Type	Freq	Level	Limit	Margin	Raw	Dist	Condition	Azimuth	Height	Comment	AF	CL	PA
	(Hz)	(dBuV/m)	(dBuV/m)	(dB)	(dBuV)	(m)		(°)	(m)		(dB)	(dB)	(dB)
PK	5.6668G	113.93	Inf	-Inf	108.29	3	Vertical	331	1.29	-	34.00	6.33	34.69
AV	5.6816G	102.60	Inf	-Inf	96.95	3	Vertical	331	1.29	-	34.00	6.34	34.69
PK	5.7272G	67.80	68.20	-0.40	62.03	3	Vertical	331	1.29	-	34.08	6.36	34.67

For EUT 2 / Radio 1 / External Ant.2_Non-Beamforming Mode

802.11ax HEW40_Nss1,(MCS0)_4TX

5670MHz_TX

03/07/2020

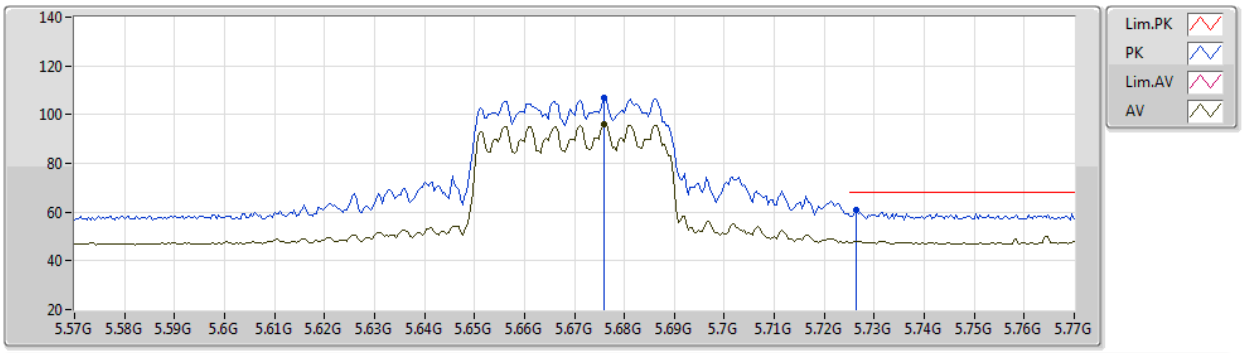

EUT Z_4TX
Setting 59
01-D-G-2-10

Type	Freq	Level	Limit	Margin	Raw	Dist	Condition	Azimuth	Height	Comment	AF	CL	PA
	(Hz)	(dBuV/m)	(dBuV/m)	(dB)	(dBuV)	(m)		(°)	(m)		(dB)	(dB)	(dB)
PK	5.676G	106.67	Inf	-Inf	101.02	3	Horizontal	33	1.80	-	34.00	6.34	34.69
AV	5.676G	95.97	Inf	-Inf	90.32	3	Horizontal	33	1.80	-	34.00	6.34	34.69
PK	5.7264G	60.93	68.20	-7.27	55.16	3	Horizontal	33	1.80	-	34.08	6.36	34.67

For EUT 2 / Radio 1 / External Ant.2_Non-Beamforming Mode

802.11ax HEW40_Nss1,(MCS0)_4TX

5710MHz Straddle 5.47-5.725GHz_TX

03/07/2020

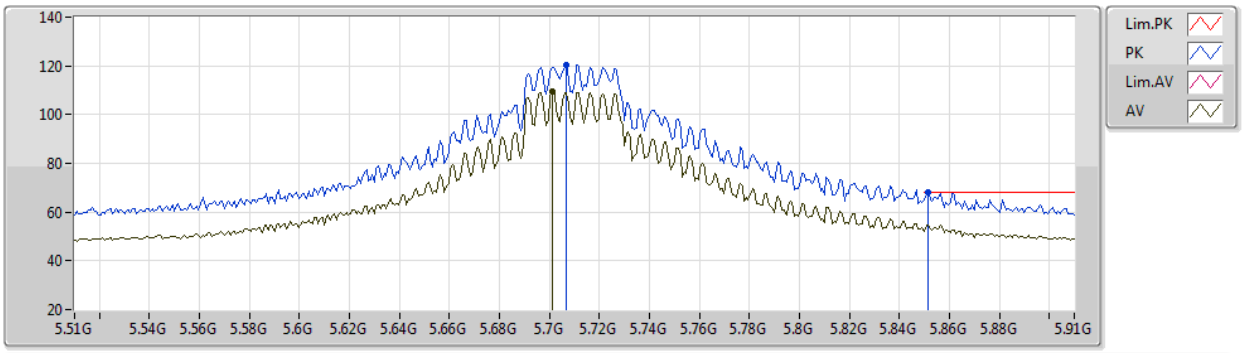

EUT Z_4TX
Setting 91
01-D-G-2-10

Type	Freq	Level	Limit	Margin	Raw	Dist	Condition	Azimuth	Height	Comment	AF	CL	PA
	(Hz)	(dBuV/m)	(dBuV/m)	(dB)	(dBuV)	(m)		(°)	(m)		(dB)	(dB)	(dB)
PK	5.7068G	120.30	Inf	-Inf	114.61	3	Vertical	339	1.31	-	34.02	6.35	34.68
AV	5.7012G	109.42	Inf	-Inf	103.75	3	Vertical	339	1.31	-	34.00	6.35	34.68
PK	5.8516G	67.90	68.20	-0.30	61.54	3	Vertical	339	1.31	-	34.56	6.43	34.63

For EUT 2 / Radio 1 / External Ant.2_Non-Beamforming Mode

802.11ax HEW40_Nss1,(MCS0)_4TX

5710MHz Straddle 5.47-5.725GHz_TX

03/07/2020

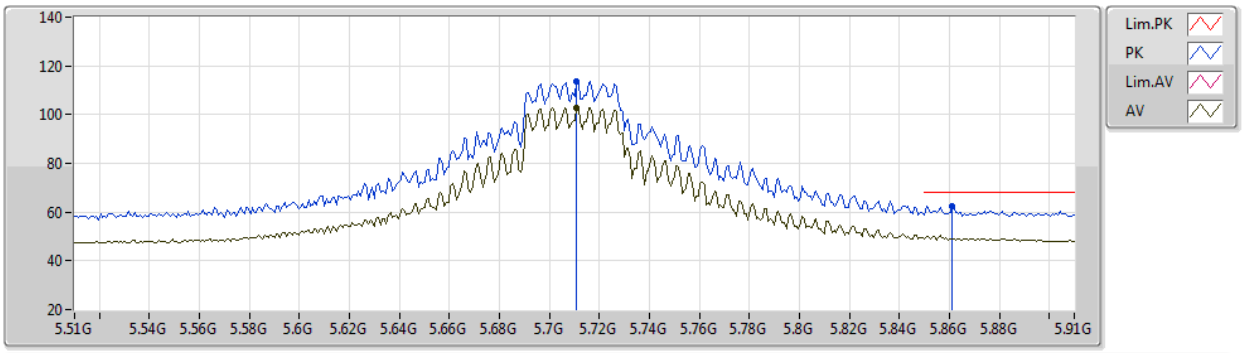

EUT Z_4TX
Setting 91
01-D-G-2-10

Type	Freq	Level	Limit	Margin	Raw	Dist	Condition	Azimuth	Height	Comment	AF	CL	PA
	(Hz)	(dBuV/m)	(dBuV/m)	(dB)	(dBuV)	(m)		(°)	(m)		(dB)	(dB)	(dB)
PK	5.7108G	113.75	Inf	-Inf	108.04	3	Horizontal	31	1.86	-	34.03	6.36	34.68
AV	5.7108G	102.96	Inf	-Inf	97.25	3	Horizontal	31	1.86	-	34.03	6.36	34.68
PK	5.8612G	62.63	68.20	-5.57	56.22	3	Horizontal	31	1.86	-	34.61	6.43	34.63

For EUT 2 / Radio 1 / External Ant.2_Non-Beamforming Mode

802.11ax HEW80_Nss1,(MCS0)_4TX

5290MHz_TX

03/07/2020

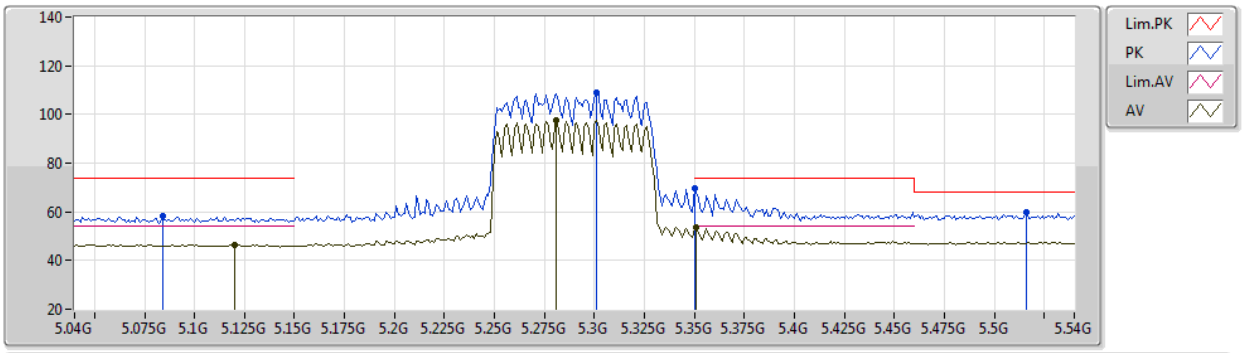

EUT Z_4TX
Setting 52
01-D-G-2-10

Type	Freq	Level	Limit	Margin	Raw	Dist	Condition	Azimuth	Height	Comment	AF	CL	PA
	(Hz)	(dBuV/m)	(dBuV/m)	(dB)	(dBuV)	(m)		(°)	(m)		(dB)	(dB)	(dB)
PK	5.084G	58.15	74.00	-15.85	54.10	3	Vertical	33	1.34	-	32.82	5.84	34.61
AV	5.12G	46.55	54.00	-7.45	42.52	3	Vertical	33	1.34	-	32.80	5.86	34.63
PK	5.301G	109.09	Inf	-Inf	104.51	3	Vertical	33	1.34	-	33.10	6.17	34.69
AV	5.281G	97.61	Inf	-Inf	93.13	3	Vertical	33	1.34	-	33.04	6.12	34.68
PK	5.35G	69.70	74.00	-4.30	64.96	3	Vertical	33	1.34	-	33.15	6.29	34.70
AV	5.351G	53.61	54.00	-0.39	48.88	3	Vertical	33	1.34	-	33.15	6.29	34.71
PK	5.516G	59.80	68.20	-8.40	54.38	3	Vertical	33	1.34	-	33.83	6.34	34.75

For EUT 2 / Radio 1 / External Ant.2_Non-Beamforming Mode

802.11ax HEW80_Nss1,(MCS0)_4TX

5290MHz_TX

03/07/2020

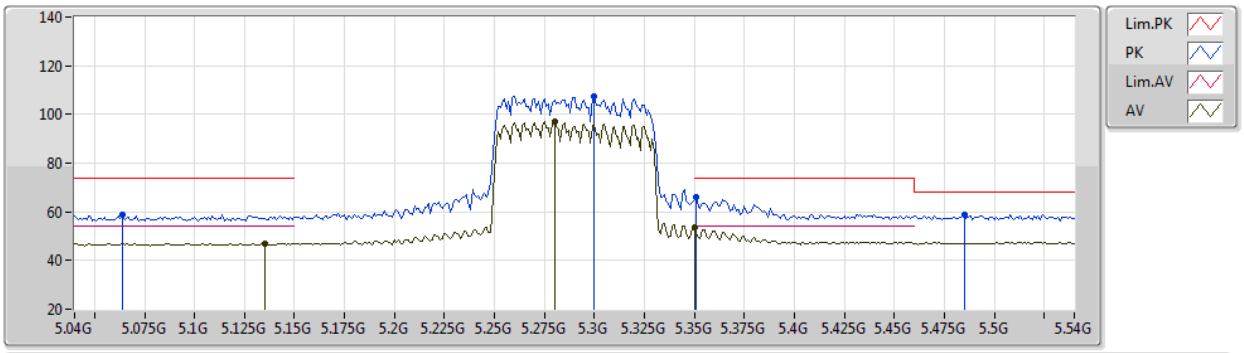

EUT Z_4TX
Setting 52
01-D-G-2-10

Type	Freq	Level	Limit	Margin	Raw	Dist	Condition	Azimuth	Height	Comment	AF	CL	PA
	(Hz)	(dBuV/m)	(dBuV/m)	(dB)	(dBuV)	(m)		(°)	(m)		(dB)	(dB)	(dB)
PK	5.064G	58.78	74.00	-15.22	54.72	3	Horizontal	352	3.00	-	32.84	5.83	34.61
AV	5.135G	46.95	54.00	-7.05	42.91	3	Horizontal	352	3.00	-	32.80	5.87	34.63
PK	5.3G	107.47	Inf	-Inf	102.89	3	Horizontal	352	3.00	-	33.10	6.17	34.69
AV	5.28G	97.15	Inf	-Inf	92.67	3	Horizontal	352	3.00	-	33.04	6.12	34.68
PK	5.351G	66.25	74.00	-7.75	61.52	3	Horizontal	352	3.00	-	33.15	6.29	34.71
AV	5.35G	53.75	54.00	-0.25	49.01	3	Horizontal	352	3.00	-	33.15	6.29	34.70
PK	5.485G	58.81	68.20	-9.39	53.49	3	Horizontal	352	3.00	-	33.71	6.36	34.75

For EUT 2 / Radio 1 / External Ant.2_Non-Beamforming Mode

802.11ax HEW80_Nss1,(MCS0)_4TX

5530MHz_TX

03/07/2020

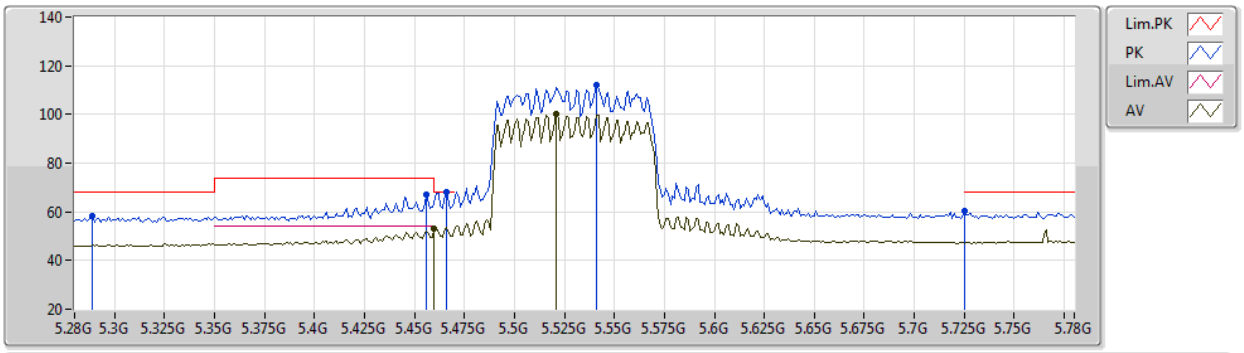

EUT Z_4TX
Setting 53
01-D-G-2-10

Type	Freq	Level	Limit	Margin	Raw	Dist	Condition	Azimuth	Height	Comment	AF	CL	PA
	(Hz)	(dBuV/m)	(dBuV/m)	(dB)	(dBuV)	(m)		(°)	(m)		(dB)	(dB)	(dB)
PK	5.289G	58.04	68.20	-10.16	53.52	3	Vertical	335	1.43	-	33.07	6.14	34.69
PK	5.456G	66.87	74.00	-7.13	61.70	3	Vertical	335	1.43	-	33.54	6.37	34.74
AV	5.46G	52.95	54.00	-1.05	47.76	3	Vertical	335	1.43	-	33.56	6.37	34.74
PK	5.466G	67.99	68.20	-0.21	62.77	3	Vertical	335	1.43	-	33.60	6.37	34.75
PK	5.541G	112.29	Inf	-Inf	106.82	3	Vertical	335	1.43	-	33.88	6.33	34.74
AV	5.521G	100.37	Inf	-Inf	94.94	3	Vertical	335	1.43	-	33.84	6.34	34.75
PK	5.725G	60.18	68.20	-8.02	54.41	3	Vertical	335	1.43	-	34.08	6.36	34.67

For EUT 2 / Radio 1 / External Ant.2_Non-Beamforming Mode

802.11ax HEW80_Nss1,(MCS0)_4TX

5530MHz_TX

03/07/2020

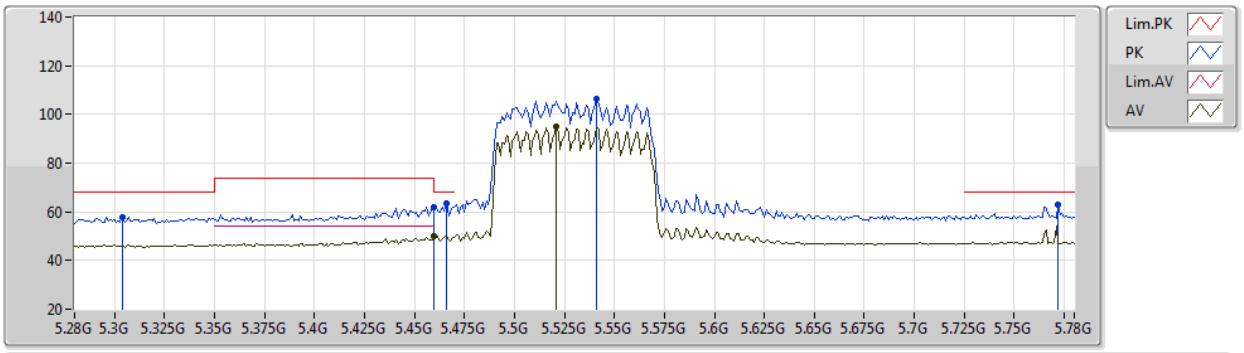

EUT Z_4TX
Setting 53
01-D-G-2-10

Type	Freq	Level	Limit	Margin	Raw	Dist	Condition	Azimuth	Height	Comment	AF	CL	PA
	(Hz)	(dBuV/m)	(dBuV/m)	(dB)	(dBuV)	(m)		(°)	(m)		(dB)	(dB)	(dB)
PK	5.304G	57.90	68.20	-10.30	53.31	3	Horizontal	36	1.79	-	33.10	6.18	34.69
PK	5.46G	62.13	74.00	-11.87	56.94	3	Horizontal	36	1.79	-	33.56	6.37	34.74
AV	5.46G	49.85	54.00	-4.15	44.66	3	Horizontal	36	1.79	-	33.56	6.37	34.74
PK	5.466G	63.34	68.20	-4.86	58.12	3	Horizontal	36	1.79	-	33.60	6.37	34.75
PK	5.541G	106.41	Inf	-Inf	100.94	3	Horizontal	36	1.79	-	33.88	6.33	34.74
AV	5.521G	95.09	Inf	-Inf	89.66	3	Horizontal	36	1.79	-	33.84	6.34	34.75
PK	5.772G	62.86	68.20	-5.34	56.91	3	Horizontal	36	1.79	-	34.22	6.39	34.66

For EUT 2 / Radio 1 / External Ant.2_Non-Beamforming Mode

802.11ax HEW80_Nss1,(MCS0)_4TX

5610MHz_TX

03/07/2020

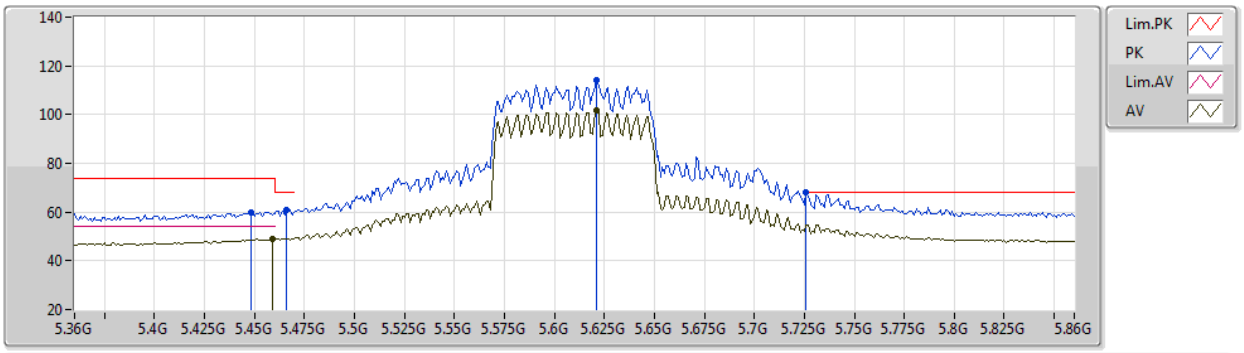

EUT Z_4TX
Setting 66
01-D-G-2-10

Type	Freq	Level	Limit	Margin	Raw	Dist	Condition	Azimuth	Height	Comment	AF	CL	PA
	(Hz)	(dBuV/m)	(dBuV/m)	(dB)	(dBuV)	(m)		(°)	(m)		(dB)	(dB)	(dB)
PK	5.448G	59.94	74.00	-14.06	54.81	3	Vertical	339	1.34	-	33.49	6.38	34.74
PK	5.466G	60.92	68.20	-7.28	55.70	3	Vertical	339	1.34	-	33.60	6.37	34.75
AV	5.459G	48.79	54.00	-5.21	43.61	3	Vertical	339	1.34	-	33.55	6.37	34.74
PK	5.621G	113.99	Inf	-Inf	108.39	3	Vertical	339	1.34	-	34.00	6.31	34.71
AV	5.621G	101.52	Inf	-Inf	95.92	3	Vertical	339	1.34	-	34.00	6.31	34.71
PK	5.726G	67.85	68.20	-0.35	62.08	3	Vertical	339	1.34	-	34.08	6.36	34.67

For EUT 2 / Radio 1 / External Ant.2_Non-Beamforming Mode

802.11ax HEW80_Nss1,(MCS0)_4TX

5610MHz_TX

03/07/2020

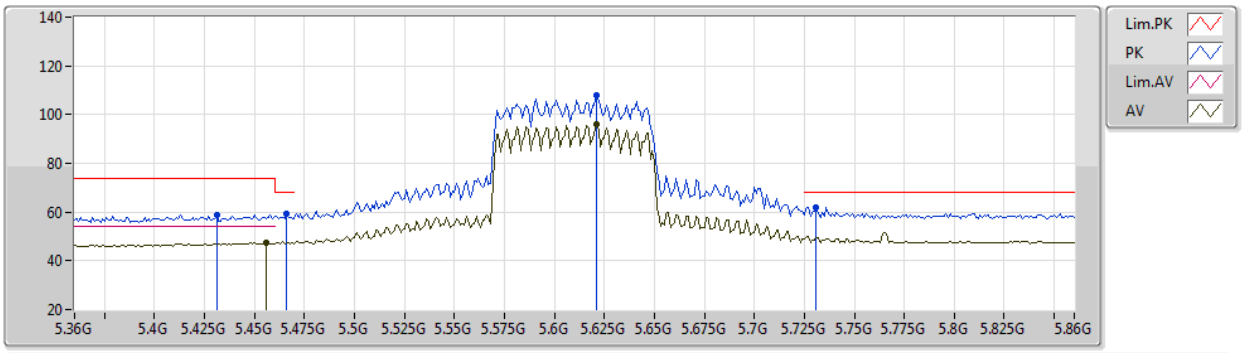

EUT Z_4TX
Setting 66
01-D-G-2-10

Type	Freq	Level	Limit	Margin	Raw	Dist	Condition	Azimuth	Height	Comment	AF	CL	PA
	(Hz)	(dBuV/m)	(dBuV/m)	(dB)	(dBuV)	(m)		(°)	(m)		(dB)	(dB)	(dB)
PK	5.431G	58.93	74.00	-15.07	53.89	3	Horizontal	35	1.76	-	33.39	6.38	34.73
PK	5.466G	59.18	68.20	-9.02	53.96	3	Horizontal	35	1.76	-	33.60	6.37	34.75
AV	5.456G	47.25	54.00	-6.75	42.08	3	Horizontal	35	1.76	-	33.54	6.37	34.74
PK	5.621G	107.75	Inf	-Inf	102.15	3	Horizontal	35	1.76	-	34.00	6.31	34.71
AV	5.621G	95.87	Inf	-Inf	90.27	3	Horizontal	35	1.76	-	34.00	6.31	34.71
PK	5.731G	61.91	68.20	-6.29	56.12	3	Horizontal	35	1.76	-	34.09	6.37	34.67

For EUT 2 / Radio 1 / External Ant.2_Non-Beamforming Mode

802.11ax HEW80_Nss1,(MCS0)_4TX

5690MHz Straddle 5.47-5.725GHz_TX

03/07/2020

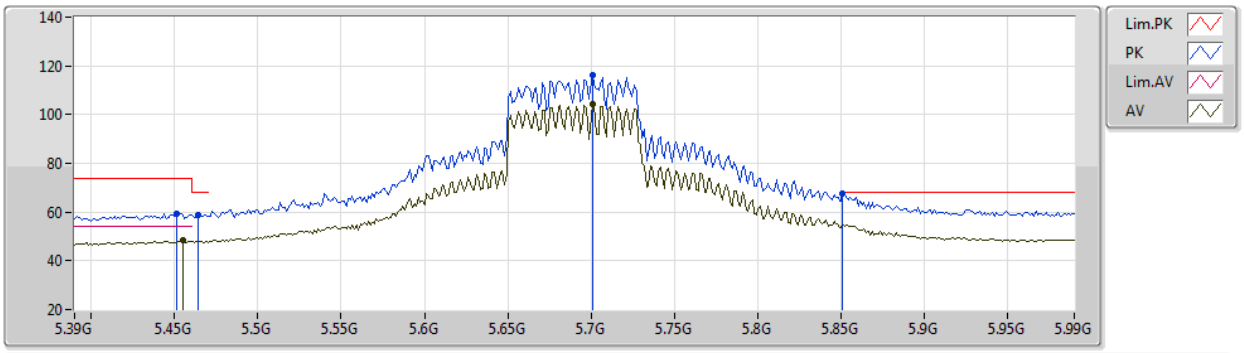

EUT Z_4TX
Setting 75
01-D-G-2-10

Type	Freq	Level	Limit	Margin	Raw	Dist	Condition	Azimuth	Height	Comment	AF	CL	PA
	(Hz)	(dBuV/m)	(dBuV/m)	(dB)	(dBuV)	(m)		(°)	(m)		(dB)	(dB)	(dB)
PK	5.4512G	59.34	74.00	-14.66	54.20	3	Vertical	338	1.45	-	33.51	6.37	34.74
AV	5.4548G	48.40	54.00	-5.60	43.24	3	Vertical	338	1.45	-	33.53	6.37	34.74
PK	5.4644G	58.89	68.20	-9.31	53.68	3	Vertical	338	1.45	-	33.59	6.37	34.75
PK	5.7008G	116.21	Inf	-Inf	110.54	3	Vertical	338	1.45	-	34.00	6.35	34.68
AV	5.7008G	104.24	Inf	-Inf	98.57	3	Vertical	338	1.45	-	34.00	6.35	34.68
PK	5.8508G	67.84	68.20	-0.36	61.49	3	Vertical	338	1.45	-	34.55	6.43	34.63

For EUT 2 / Radio 1 / External Ant.2_Non-Beamforming Mode

802.11ax HEW80_Nss1,(MCS0)_4TX

5690MHz Straddle 5.47-5.725GHz_TX

03/07/2020

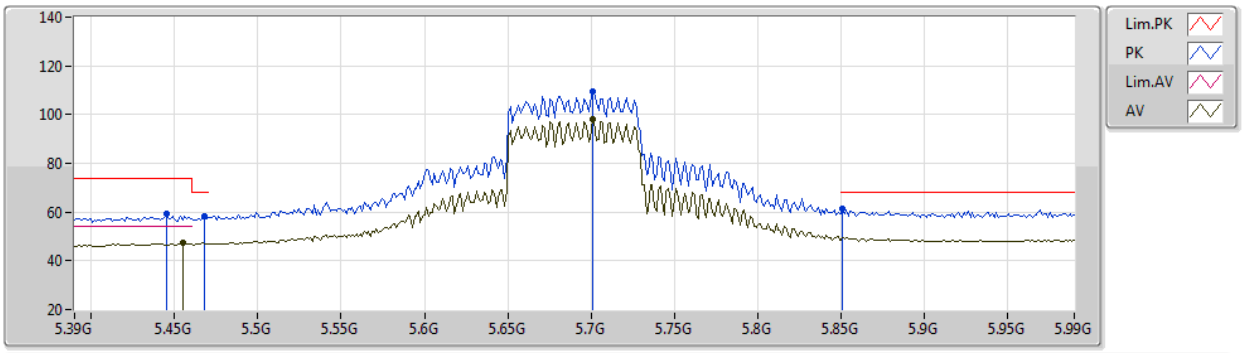

EUT Z_4TX
Setting 75
01-D-G-2-10

Type	Freq	Level	Limit	Margin	Raw	Dist	Condition	Azimuth	Height	Comment	AF	CL	PA
	(Hz)	(dBuV/m)	(dBuV/m)	(dB)	(dBuV)	(m)		(°)	(m)		(dB)	(dB)	(dB)
PK	5.4452G	59.20	74.00	-14.80	54.09	3	Horizontal	33	1.89	-	33.47	6.38	34.74
AV	5.4548G	47.24	54.00	-6.76	42.08	3	Horizontal	33	1.89	-	33.53	6.37	34.74
PK	5.468G	58.02	68.20	-10.18	52.79	3	Horizontal	33	1.89	-	33.61	6.37	34.75
PK	5.7008G	109.56	Inf	-Inf	103.89	3	Horizontal	33	1.89	-	34.00	6.35	34.68
AV	5.7008G	98.03	Inf	-Inf	92.36	3	Horizontal	33	1.89	-	34.00	6.35	34.68
PK	5.8508G	61.27	68.20	-6.93	54.92	3	Horizontal	33	1.89	-	34.55	6.43	34.63

For EUT 2 / Radio 3 / External Ant.2_Non-Beamforming Mode
Summary

Mode	Result	Type	Freq (Hz)	Level (dBuV/m)	Limit (dBuV/m)	Margin (dB)	Dist (m)	Condition	Azimuth (°)	Height (m)	Comments
5.25-5.35GHz	-	-	-	-	-	-	-	-	-	-	-
802.11a_Nss1,(6Mbps)_2TX	Pass	AV	15.77654G	47.48	54.00	-6.52	3	Horizontal	285	1.70	-

For EUT 2 / Radio 3 / External Ant.2_Non-Beamforming Mode

802.11a_Nss1,(6Mbps)_2TX

5260MHz_TX

03/07/2020

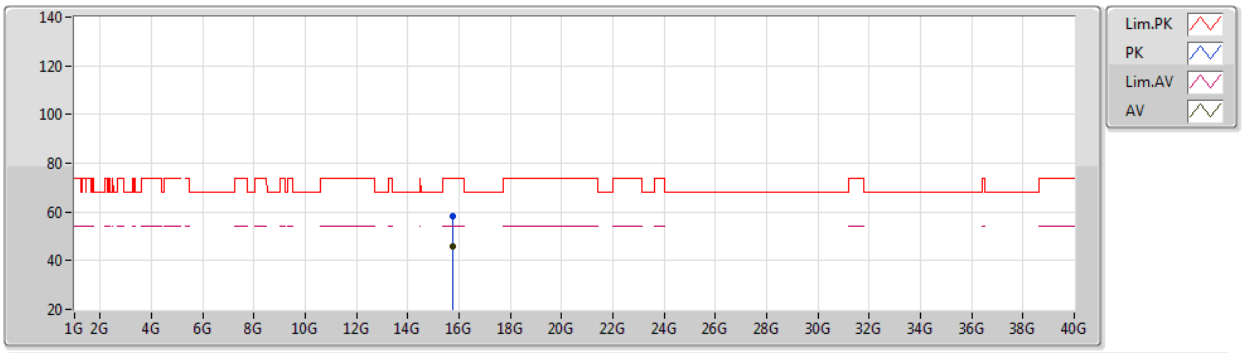

EUT X_2TX
Setting 108
01-D-L-2

Type	Freq	Level	Limit	Margin	Raw	Dist	Condition	Azimuth	Height	Comment	AF	CL	PA
	(Hz)	(dBuV/m)	(dBuV/m)	(dB)	(dBuV)	(m)		(°)	(m)		(dB)	(dB)	(dB)
PK	15.77514G	58.51	74.00	-15.49	45.23	3	Vertical	6	3.00	-	38.58	9.74	35.04
AV	15.77606G	45.84	54.00	-8.16	32.56	3	Vertical	6	3.00	-	38.58	9.74	35.04

For EUT 2 / Radio 3 / External Ant.2_Non-Beamforming Mode

802.11a_Nss1,(6Mbps)_2TX

5260MHz_TX

03/07/2020

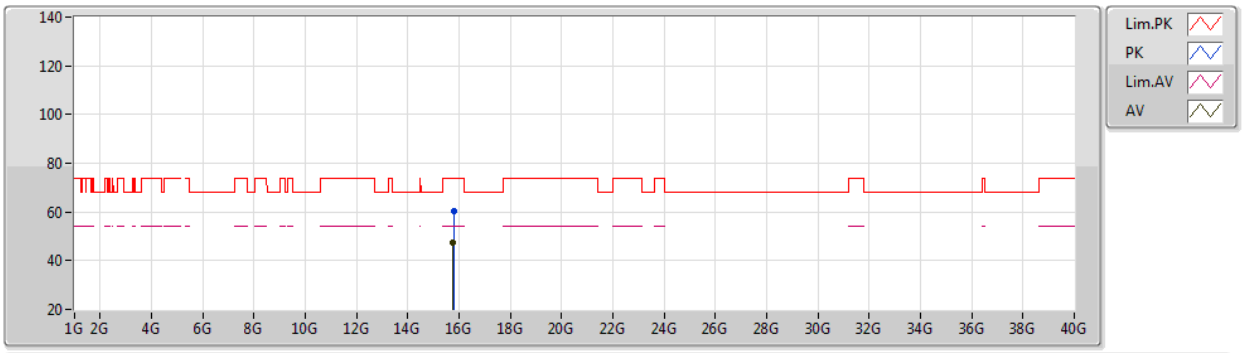

EUT X_2TX
Setting 108
01-D-L-2

Type	Freq	Level	Limit	Margin	Raw	Dist	Condition	Azimuth	Height	Comment	AF	CL	PA
	(Hz)	(dBuV/m)	(dBuV/m)	(dB)	(dBuV)	(m)		(°)	(m)		(dB)	(dB)	(dB)
PK	15.78098G	60.20	74.00	-13.80	46.93	3	Horizontal	285	1.70	-	38.58	9.74	35.05
AV	15.77654G	47.48	54.00	-6.52	34.20	3	Horizontal	285	1.70	-	38.58	9.74	35.04

For EUT 2 / Radio 3 / External Ant.2_Non-Beamforming Mode

802.11a_Nss1,(6Mbps)_2TX

5300MHz_TX

03/07/2020

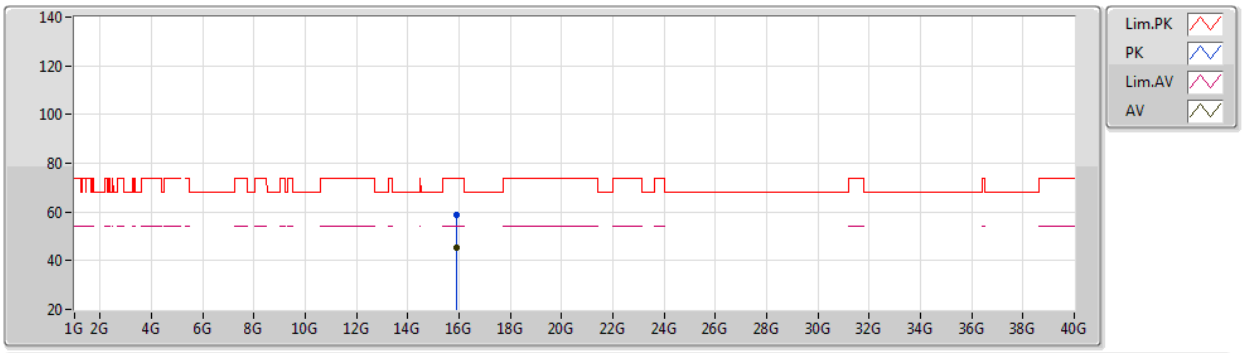

EUT X_2TX
Setting 108
01-D-L-2

Type	Freq	Level	Limit	Margin	Raw	Dist	Condition	Azimuth	Height	Comment	AF	CL	PA
	(Hz)	(dBuV/m)	(dBuV/m)	(dB)	(dBuV)	(m)		(°)	(m)		(dB)	(dB)	(dB)
PK	15.90498G	58.82	74.00	-15.18	45.80	3	Vertical	24	1.80	-	38.48	9.72	35.18
AV	15.90318G	45.24	54.00	-8.76	32.22	3	Vertical	24	1.80	-	38.48	9.72	35.18

For EUT 2 / Radio 3 / External Ant.2_Non-Beamforming Mode

802.11a_Nss1,(6Mbps)_2TX

5300MHz_TX

03/07/2020

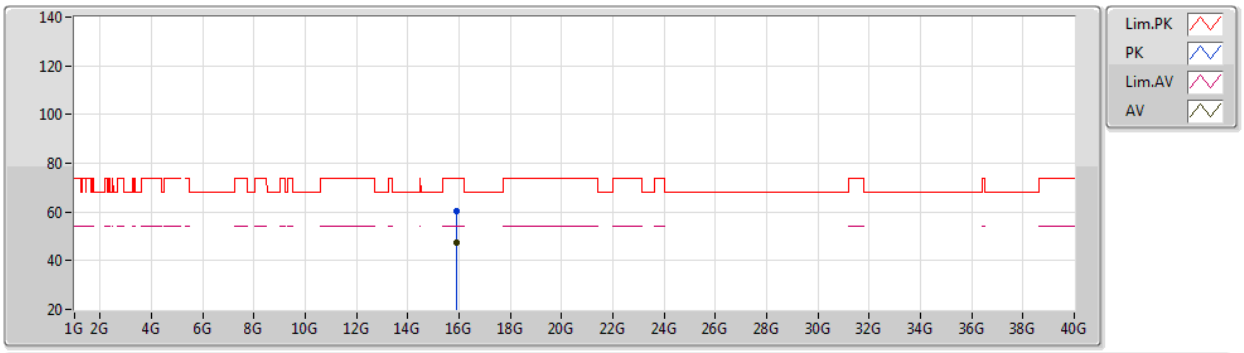

EUT X_2TX
Setting 108
01-D-L-2

Type	Freq	Level	Limit	Margin	Raw	Dist	Condition	Azimuth	Height	Comment	AF	CL	PA
	(Hz)	(dBuV/m)	(dBuV/m)	(dB)	(dBuV)	(m)		(°)	(m)		(dB)	(dB)	(dB)
PK	15.8971G	60.55	74.00	-13.45	47.53	3	Horizontal	312	1.91	-	38.48	9.72	35.18
AV	15.89732G	47.23	54.00	-6.77	34.21	3	Horizontal	312	1.91	-	38.48	9.72	35.18

For EUT 2 / Radio 3 / External Ant.2_Non-Beamforming Mode

802.11a_Nss1,(6Mbps)_2TX

5320MHz_TX

03/07/2020

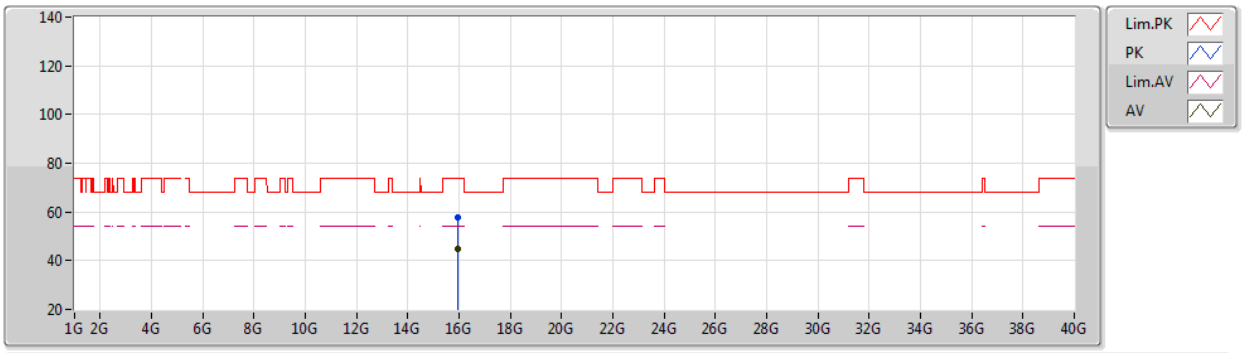

EUT X_2TX
Setting 108
01-D-L-2

Type	Freq	Level	Limit	Margin	Raw	Dist	Condition	Azimuth	Height	Comment	AF	CL	PA
	(Hz)	(dBuV/m)	(dBuV/m)	(dB)	(dBuV)	(m)		(°)	(m)		(dB)	(dB)	(dB)
PK	15.95606G	58.00	74.00	-16.00	45.09	3	Vertical	1	3.00	-	38.44	9.71	35.24
AV	15.95746G	44.83	54.00	-9.17	31.93	3	Vertical	1	3.00	-	38.43	9.71	35.24

For EUT 2 / Radio 3 / External Ant.2_Non-Beamforming Mode

802.11a_Nss1,(6Mbps)_2TX

5320MHz_TX

03/07/2020

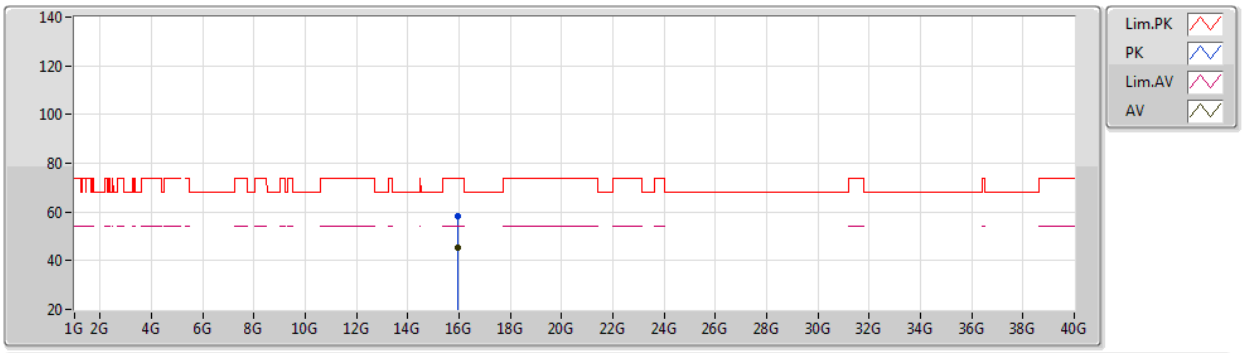

EUT X_2TX
Setting 108
01-D-L-2

Type	Freq	Level	Limit	Margin	Raw	Dist	Condition	Azimuth	Height	Comment	AF	CL	PA
	(Hz)	(dBuV/m)	(dBuV/m)	(dB)	(dBuV)	(m)		(°)	(m)		(dB)	(dB)	(dB)
PK	15.96418G	58.51	74.00	-15.49	45.62	3	Horizontal	42	1.77	-	38.43	9.71	35.25
AV	15.95816G	45.30	54.00	-8.70	32.40	3	Horizontal	42	1.77	-	38.43	9.71	35.24

For EUT 2 / Radio 3 / External Ant.2_Non-Beamforming Mode

802.11a_Nss1,(6Mbps)_2TX

5500MHz_TX

03/07/2020

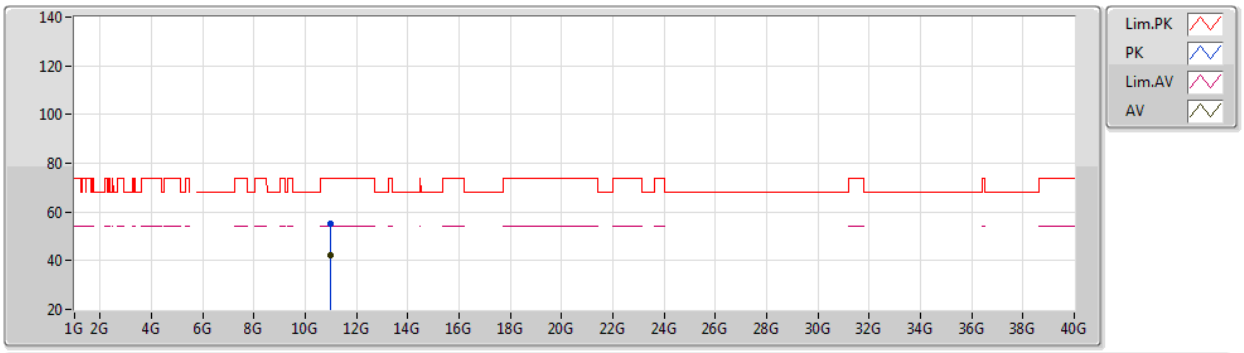

EUT X_2TX
Setting 108
01-D-L-2

Type	Freq	Level	Limit	Margin	Raw	Dist	Condition	Azimuth	Height	Comment	AF	CL	PA
	(Hz)	(dBuV/m)	(dBuV/m)	(dB)	(dBuV)	(m)		(°)	(m)		(dB)	(dB)	(dB)
PK	11.00366G	55.28	74.00	-18.72	42.62	3	Vertical	267	2.31	-	38.40	9.11	34.85
AV	11.0043G	42.16	54.00	-11.84	29.50	3	Vertical	267	2.31	-	38.40	9.11	34.85

For EUT 2 / Radio 3 / External Ant.2_Non-Beamforming Mode

802.11a_Nss1,(6Mbps)_2TX

5500MHz_TX

03/07/2020

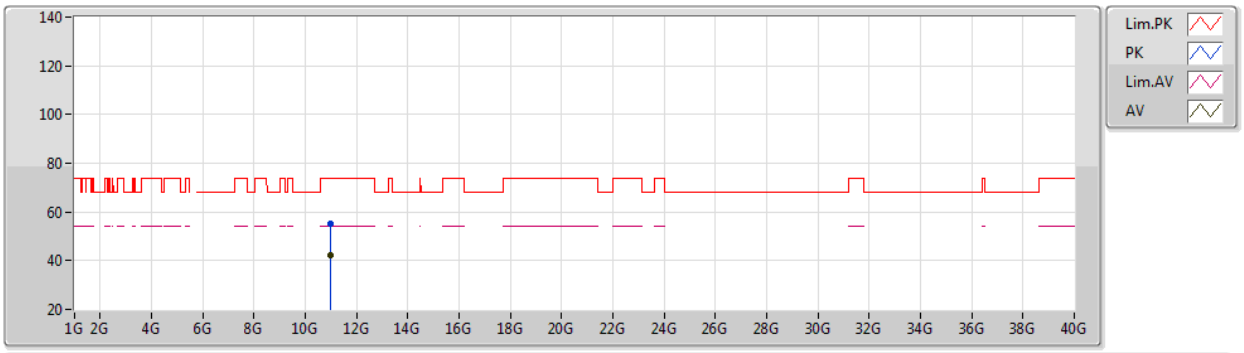

EUT X_2TX
Setting 108
01-D-L-2

Type	Freq	Level	Limit	Margin	Raw	Dist	Condition	Azimuth	Height	Comment	AF	CL	PA
	(Hz)	(dBuV/m)	(dBuV/m)	(dB)	(dBuV)	(m)		(°)	(m)		(dB)	(dB)	(dB)
PK	10.99666G	54.95	74.00	-19.05	42.29	3	Horizontal	43	1.80	-	38.40	9.11	34.85
AV	10.99998G	42.08	54.00	-11.92	29.42	3	Horizontal	43	1.80	-	38.40	9.11	34.85

For EUT 2 / Radio 3 / External Ant.2_Non-Beamforming Mode

802.11a_Nss1,(6Mbps)_2TX

5580MHz_TX

03/07/2020

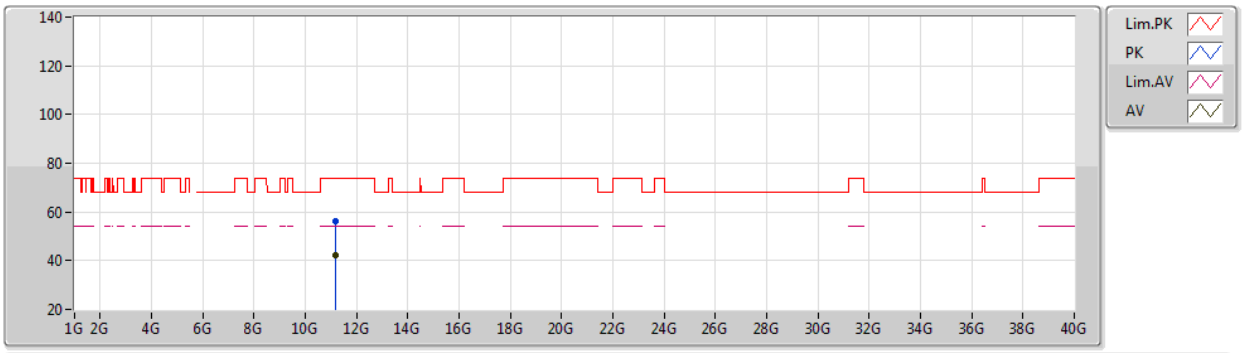

EUT X_2TX
Setting 108
01-D-L-2

Type	Freq	Level	Limit	Margin	Raw	Dist	Condition	Azimuth	Height	Comment	AF	CL	PA
	(Hz)	(dBuV/m)	(dBuV/m)	(dB)	(dBuV)	(m)		(°)	(m)		(dB)	(dB)	(dB)
PK	11.15788G	55.96	74.00	-18.04	43.26	3	Vertical	65	1.80	-	38.42	9.16	34.88
AV	11.16456G	42.01	54.00	-11.99	29.31	3	Vertical	65	1.80	-	38.42	9.16	34.88

For EUT 2 / Radio 3 / External Ant.2_Non-Beamforming Mode

802.11a_Nss1,(6Mbps)_2TX

5580MHz_TX

03/07/2020

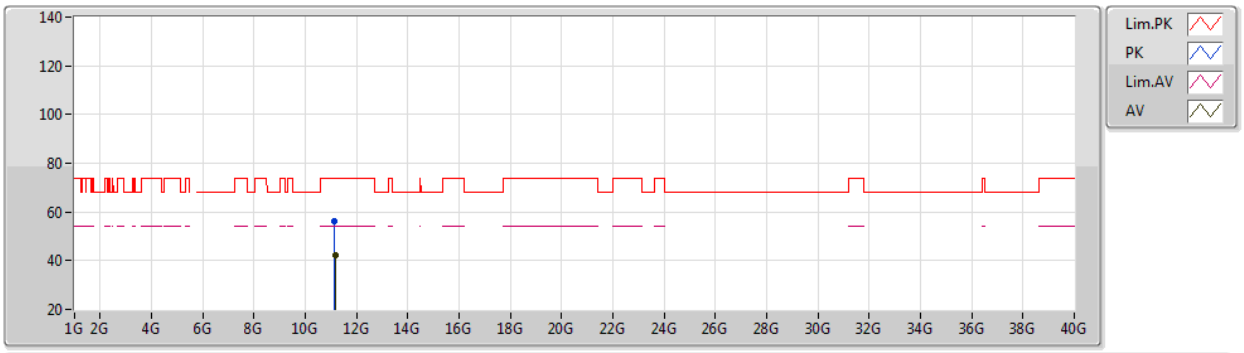

EUT X_2TX
Setting 108
01-D-L-2

Type	Freq	Level	Limit	Margin	Raw	Dist	Condition	Azimuth	Height	Comment	AF	CL	PA
	(Hz)	(dBuV/m)	(dBuV/m)	(dB)	(dBuV)	(m)		(°)	(m)		(dB)	(dB)	(dB)
PK	11.155G	56.30	74.00	-17.70	43.60	3	Horizontal	324	1.80	-	38.42	9.15	34.87
AV	11.16416G	42.12	54.00	-11.88	29.42	3	Horizontal	324	1.80	-	38.42	9.16	34.88

For EUT 2 / Radio 3 / External Ant.2_Non-Beamforming Mode

802.11a_Nss1,(6Mbps)_2TX

5700MHz_TX

03/07/2020

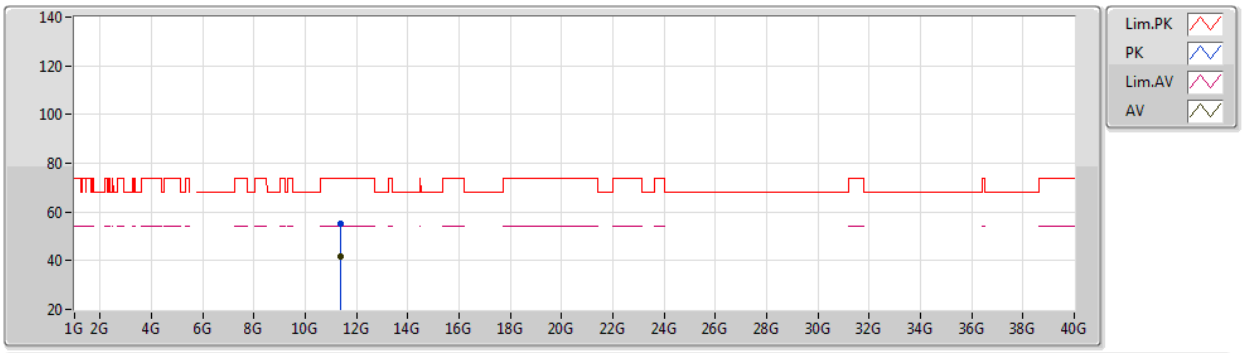

EUT X_2TX
Setting 108
01-D-L-2

Type	Freq	Level	Limit	Margin	Raw	Dist	Condition	Azimuth	Height	Comment	AF	CL	PA
	(Hz)	(dBuV/m)	(dBuV/m)	(dB)	(dBuV)	(m)		(°)	(m)		(dB)	(dB)	(dB)
PK	11.40018G	55.25	74.00	-18.75	42.49	3	Vertical	260	1.80	-	38.44	9.23	34.91
AV	11.39874G	41.93	54.00	-12.07	29.17	3	Vertical	260	1.80	-	38.44	9.23	34.91

For EUT 2 / Radio 3 / External Ant.2_Non-Beamforming Mode

802.11a_Nss1,(6Mbps)_2TX

5700MHz_TX

03/07/2020

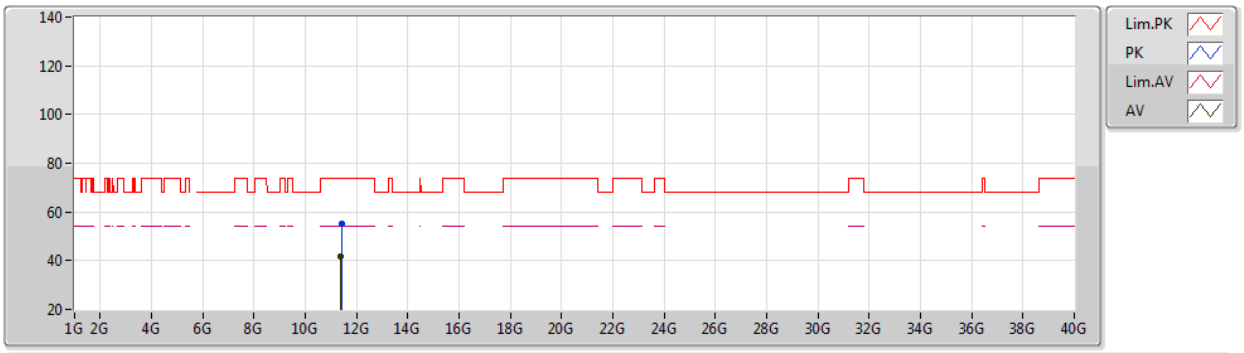

EUT X_2TX
Setting 108
01-D-L-2

Type	Freq	Level	Limit	Margin	Raw	Dist	Condition	Azimuth	Height	Comment	AF	CL	PA
	(Hz)	(dBuV/m)	(dBuV/m)	(dB)	(dBuV)	(m)		(°)	(m)		(dB)	(dB)	(dB)
PK	11.40196G	55.27	74.00	-18.73	42.51	3	Horizontal	278	1.43	-	38.44	9.23	34.91
AV	11.40032G	41.85	54.00	-12.15	29.09	3	Horizontal	278	1.43	-	38.44	9.23	34.91

For EUT 2 / Radio 3 / External Ant.2_Non-Beamforming Mode

802.11a_Nss1,(6Mbps)_2TX

5720MHz Straddle 5.47-5.725GHz_TX

03/07/2020

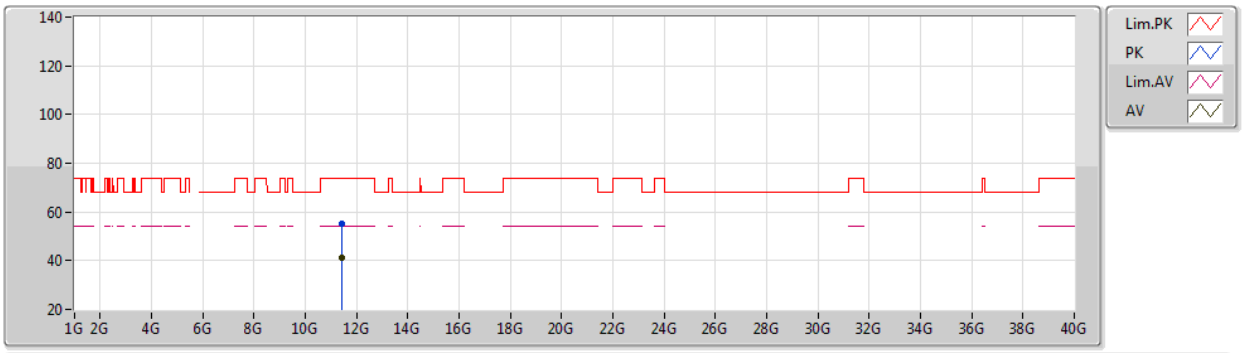

EUT X_2TX
Setting 108
01-D-L-2

Type	Freq	Level	Limit	Margin	Raw	Dist	Condition	Azimuth	Height	Comment	AF	CL	PA
	(Hz)	(dBuV/m)	(dBuV/m)	(dB)	(dBuV)	(m)		(°)	(m)		(dB)	(dB)	(dB)
PK	11.43666G	54.97	74.00	-19.03	42.21	3	Vertical	119	1.80	-	38.44	9.24	34.92
AV	11.43804G	41.39	54.00	-12.61	28.63	3	Vertical	119	1.80	-	38.44	9.24	34.92

For EUT 2 / Radio 3 / External Ant.2_Non-Beamforming Mode

802.11a_Nss1,(6Mbps)_2TX

5720MHz Straddle 5.47-5.725GHz_TX

03/07/2020

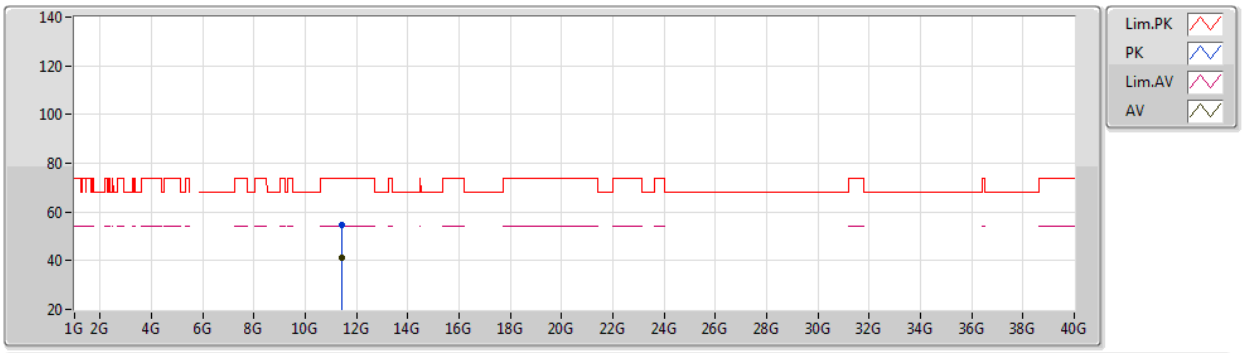

EUT X_2TX
Setting 108
01-D-L-2

Type	Freq	Level	Limit	Margin	Raw	Dist	Condition	Azimuth	Height	Comment	AF	CL	PA
	(Hz)	(dBuV/m)	(dBuV/m)	(dB)	(dBuV)	(m)		(°)	(m)		(dB)	(dB)	(dB)
PK	11.44124G	54.69	74.00	-19.31	41.93	3	Horizontal	7	1.80	-	38.44	9.24	34.92
AV	11.44394G	41.31	54.00	-12.69	28.55	3	Horizontal	7	1.80	-	38.44	9.24	34.92

For EUT 2 / Radio 3 / External Ant.2_Non-Beamforming Mode

802.11ax HEW20_Nss1,(MCS0)_2TX

5260MHz_TX

03/07/2020

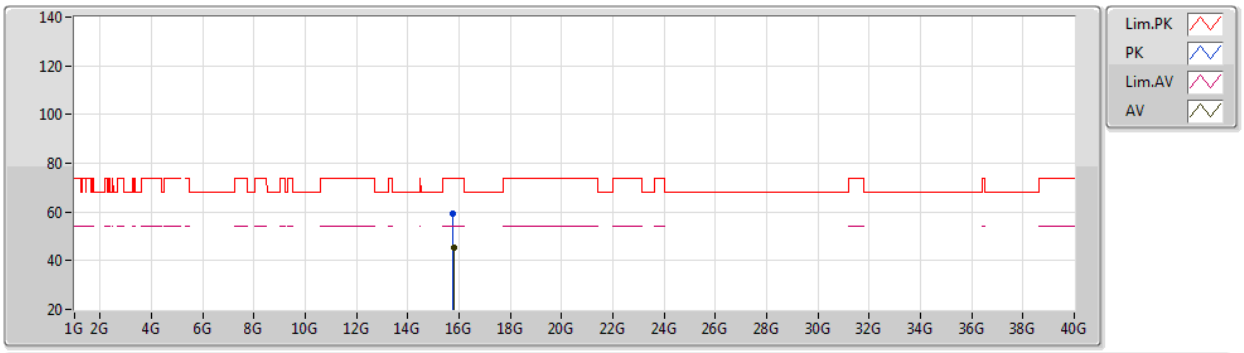

EUT X_2TX
Setting 108
01-D-L-2

Type	Freq	Level	Limit	Margin	Raw	Dist	Condition	Azimuth	Height	Comment	AF	CL	PA
	(Hz)	(dBuV/m)	(dBuV/m)	(dB)	(dBuV)	(m)		(°)	(m)		(dB)	(dB)	(dB)
PK	15.77714G	59.17	74.00	-14.83	45.89	3	Vertical	66	1.80	-	38.58	9.74	35.04
AV	15.78064G	45.09	54.00	-8.91	31.82	3	Vertical	66	1.80	-	38.58	9.74	35.05

For EUT 2 / Radio 3 / External Ant.2_Non-Beamforming Mode

802.11ax HEW20_Nss1,(MCS0)_2TX

5260MHz_TX

03/07/2020

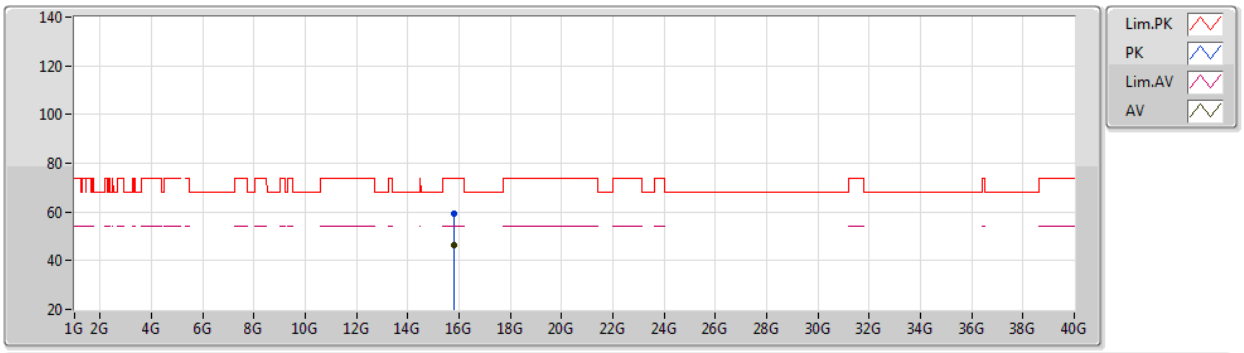

EUT X_2TX
Setting 108
01-D-L-2

Type	Freq	Level	Limit	Margin	Raw	Dist	Condition	Azimuth	Height	Comment	AF	CL	PA
	(Hz)	(dBuV/m)	(dBuV/m)	(dB)	(dBuV)	(m)		(°)	(m)		(dB)	(dB)	(dB)
PK	15.78318G	59.34	74.00	-14.66	46.08	3	Horizontal	285	1.72	-	38.57	9.74	35.05
AV	15.78066G	46.44	54.00	-7.56	33.17	3	Horizontal	285	1.72	-	38.58	9.74	35.05

For EUT 2 / Radio 3 / External Ant.2_Non-Beamforming Mode

802.11ax HEW20_Nss1,(MCS0)_2TX

5300MHz_TX

03/07/2020

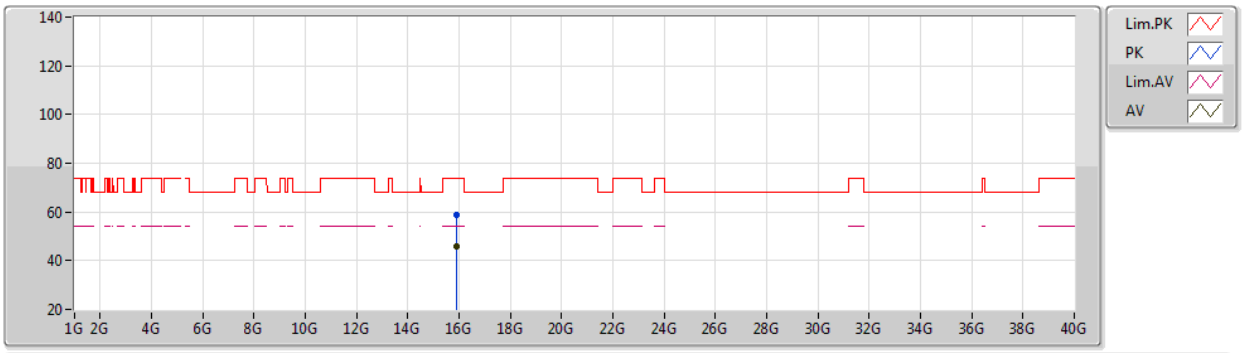

EUT X_2TX
Setting 108
01-D-L-2

Type	Freq	Level	Limit	Margin	Raw	Dist	Condition	Azimuth	Height	Comment	AF	CL	PA
	(Hz)	(dBuV/m)	(dBuV/m)	(dB)	(dBuV)	(m)		(°)	(m)		(dB)	(dB)	(dB)
PK	15.89882G	58.96	74.00	-15.04	45.94	3	Vertical	318	2.22	-	38.48	9.72	35.18
AV	15.90074G	45.62	54.00	-8.38	32.60	3	Vertical	318	2.22	-	38.48	9.72	35.18

For EUT 2 / Radio 3 / External Ant.2_Non-Beamforming Mode

802.11ax HEW20_Nss1,(MCS0)_2TX

5300MHz_TX

03/07/2020

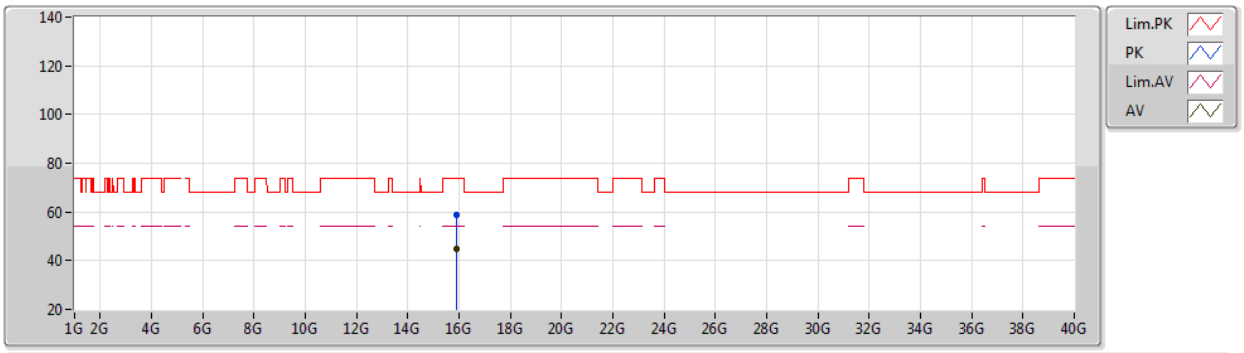

EUT X_2TX
Setting 108
01-D-L-2

Type	Freq	Level	Limit	Margin	Raw	Dist	Condition	Azimuth	Height	Comment	AF	CL	PA
	(Hz)	(dBuV/m)	(dBuV/m)	(dB)	(dBuV)	(m)		(°)	(m)		(dB)	(dB)	(dB)
PK	15.9043G	58.62	74.00	-15.38	45.60	3	Horizontal	350	2.37	-	38.48	9.72	35.18
AV	15.89774G	45.02	54.00	-8.98	32.00	3	Horizontal	350	2.37	-	38.48	9.72	35.18

For EUT 2 / Radio 3 / External Ant.2_Non-Beamforming Mode

802.11ax HEW20_Nss1,(MCS0)_2TX

5320MHz_TX

03/07/2020

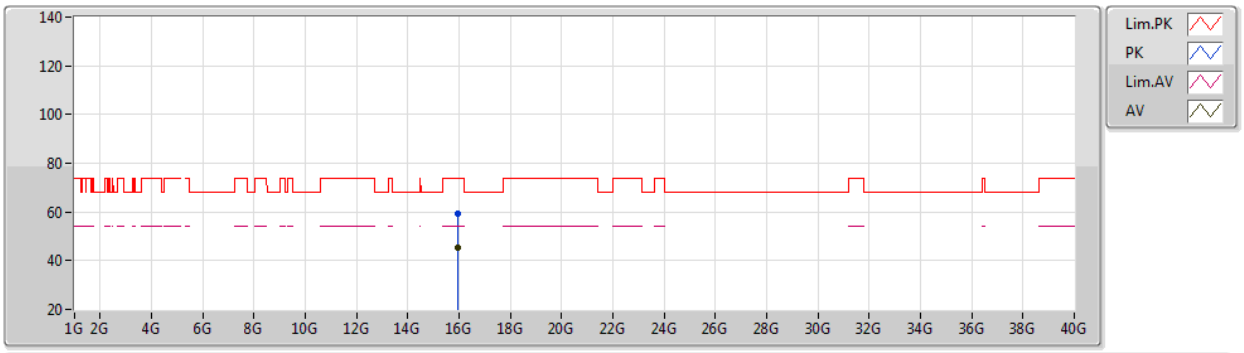

EUT X_2TX
Setting 108
01-D-L-2

Type	Freq	Level	Limit	Margin	Raw	Dist	Condition	Azimuth	Height	Comment	AF	CL	PA
	(Hz)	(dBuV/m)	(dBuV/m)	(dB)	(dBuV)	(m)		(°)	(m)		(dB)	(dB)	(dB)
PK	15.96328G	59.52	74.00	-14.48	46.63	3	Vertical	18	1.72	-	38.43	9.71	35.25
AV	15.95856G	45.54	54.00	-8.46	32.64	3	Vertical	18	1.72	-	38.43	9.71	35.24

For EUT 2 / Radio 3 / External Ant.2_Non-Beamforming Mode

802.11ax HEW20_Nss1,(MCS0)_2TX

5320MHz_TX

03/07/2020

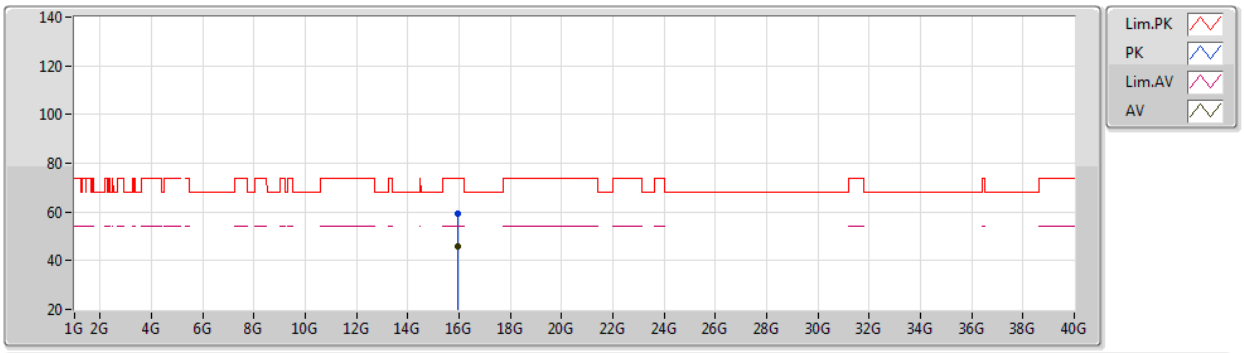

EUT X_2TX
Setting 108
01-D-L-2

Type	Freq	Level	Limit	Margin	Raw	Dist	Condition	Azimuth	Height	Comment	AF	CL	PA
	(Hz)	(dBuV/m)	(dBuV/m)	(dB)	(dBuV)	(m)		(°)	(m)		(dB)	(dB)	(dB)
PK	15.95638G	59.24	74.00	-14.76	46.34	3	Horizontal	42	1.77	-	38.43	9.71	35.24
AV	15.95928G	45.98	54.00	-8.02	33.08	3	Horizontal	42	1.77	-	38.43	9.71	35.24

For EUT 2 / Radio 3 / External Ant.2_Non-Beamforming Mode

802.11ax HEW20_Nss1,(MCS0)_2TX

5500MHz_TX

03/07/2020

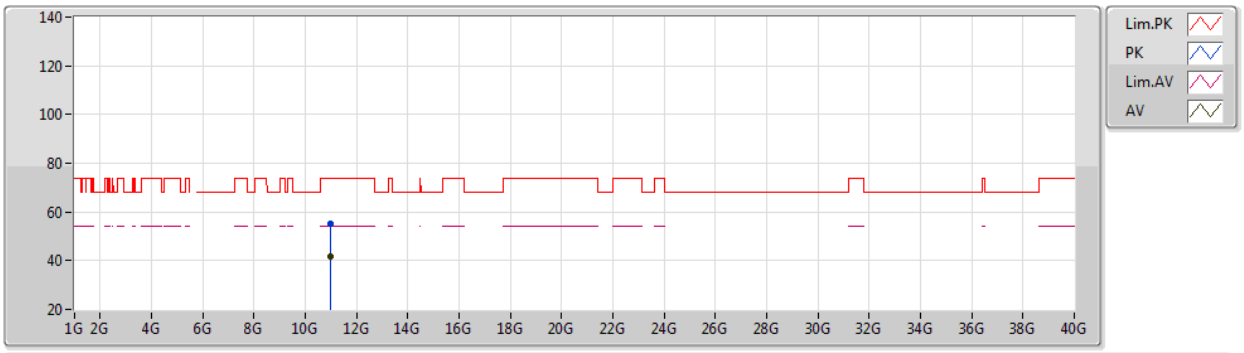

EUT X_2TX
Setting 108
01-D-L-2

Type	Freq	Level	Limit	Margin	Raw	Dist	Condition	Azimuth	Height	Comment	AF	CL	PA
	(Hz)	(dBuV/m)	(dBuV/m)	(dB)	(dBuV)	(m)		(°)	(m)		(dB)	(dB)	(dB)
PK	11.00274G	55.42	74.00	-18.58	42.76	3	Vertical	254	1.80	-	38.40	9.11	34.85
AV	10.99738G	41.79	54.00	-12.21	29.13	3	Vertical	254	1.80	-	38.40	9.11	34.85

For EUT 2 / Radio 3 / External Ant.2_Non-Beamforming Mode

802.11ax HEW20_Nss1,(MCS0)_2TX

5500MHz_TX

03/07/2020

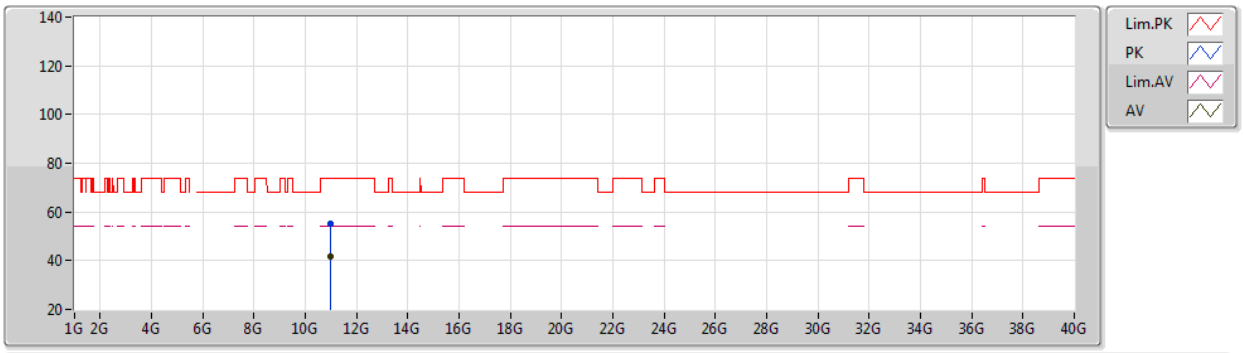

EUT X_2TX
Setting 108
01-D-L-2

Type	Freq	Level	Limit	Margin	Raw	Dist	Condition	Azimuth	Height	Comment	AF	CL	PA
	(Hz)	(dBuV/m)	(dBuV/m)	(dB)	(dBuV)	(m)		(°)	(m)		(dB)	(dB)	(dB)
PK	11.00168G	55.25	74.00	-18.75	42.59	3	Horizontal	34	1.80	-	38.40	9.11	34.85
AV	11.00014G	41.88	54.00	-12.12	29.22	3	Horizontal	34	1.80	-	38.40	9.11	34.85

For EUT 2 / Radio 3 / External Ant.2_Non-Beamforming Mode

802.11ax HEW20_Nss1,(MCS0)_2TX

5580MHz_TX

03/07/2020

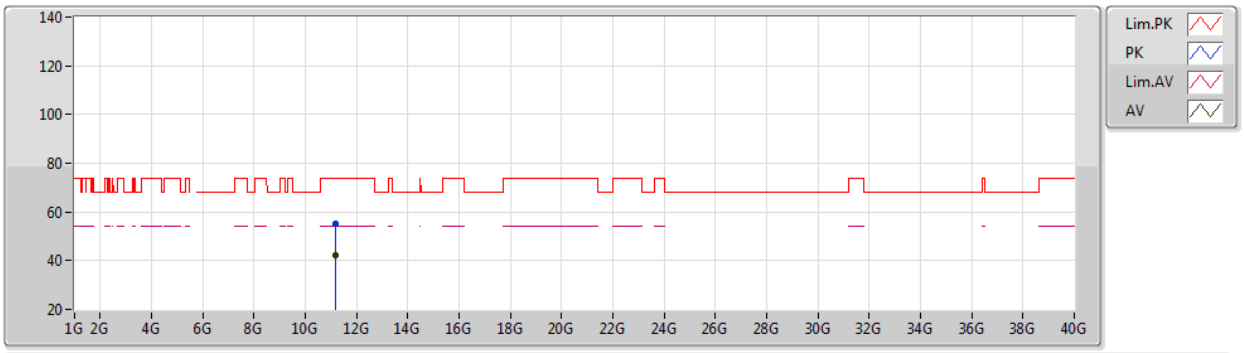

EUT X_2TX
Setting 108
01-D-L-2

Type	Freq	Level	Limit	Margin	Raw	Dist	Condition	Azimuth	Height	Comment	AF	CL	PA
	(Hz)	(dBuV/m)	(dBuV/m)	(dB)	(dBuV)	(m)		(°)	(m)		(dB)	(dB)	(dB)
PK	11.15744G	55.28	74.00	-18.72	42.58	3	Vertical	37	2.93	-	38.42	9.16	34.88
AV	11.15994G	42.44	54.00	-11.56	29.74	3	Vertical	37	2.93	-	38.42	9.16	34.88

For EUT 2 / Radio 3 / External Ant.2_Non-Beamforming Mode

802.11ax HEW20_Nss1,(MCS0)_2TX

5580MHz_TX

03/07/2020

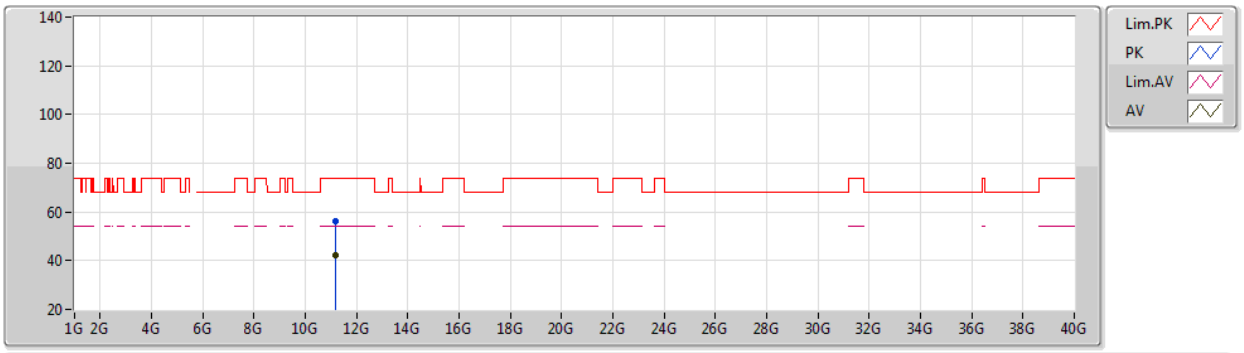

EUT X_2TX
Setting 108
01-D-L-2

Type	Freq	Level	Limit	Margin	Raw	Dist	Condition	Azimuth	Height	Comment	AF	CL	PA
	(Hz)	(dBuV/m)	(dBuV/m)	(dB)	(dBuV)	(m)		(°)	(m)		(dB)	(dB)	(dB)
PK	11.16016G	56.11	74.00	-17.89	43.41	3	Horizontal	188	1.80	-	38.42	9.16	34.88
AV	11.15976G	42.37	54.00	-11.63	29.67	3	Horizontal	188	1.80	-	38.42	9.16	34.88

For EUT 2 / Radio 3 / External Ant.2_Non-Beamforming Mode

802.11ax HEW20_Nss1,(MCS0)_2TX

5700MHz_TX

03/07/2020

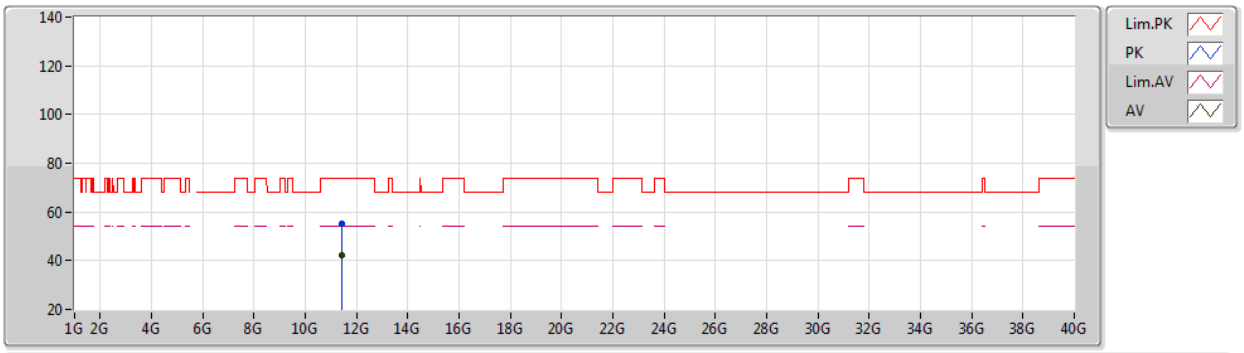

EUT X_2TX
Setting 108
01-D-L-2

Type	Freq	Level	Limit	Margin	Raw	Dist	Condition	Azimuth	Height	Comment	AF	CL	PA
	(Hz)	(dBuV/m)	(dBuV/m)	(dB)	(dBuV)	(m)		(°)	(m)		(dB)	(dB)	(dB)
PK	11.40498G	55.36	74.00	-18.64	42.60	3	Vertical	206	2.23	-	38.44	9.23	34.91
AV	11.40348G	42.04	54.00	-11.96	29.28	3	Vertical	206	2.23	-	38.44	9.23	34.91

For EUT 2 / Radio 3 / External Ant.2_Non-Beamforming Mode

802.11ax HEW20_Nss1,(MCS0)_2TX

5700MHz_TX

03/07/2020

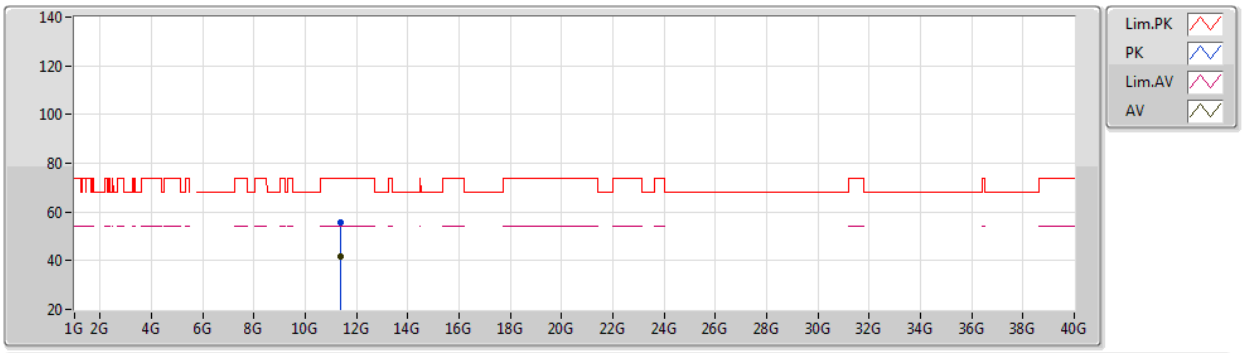

EUT X_2TX
Setting 108
01-D-L-2

Type	Freq	Level	Limit	Margin	Raw	Dist	Condition	Azimuth	Height	Comment	AF	CL	PA
	(Hz)	(dBuV/m)	(dBuV/m)	(dB)	(dBuV)	(m)		(°)	(m)		(dB)	(dB)	(dB)
PK	11.3959G	55.47	74.00	-18.53	42.72	3	Horizontal	74	1.57	-	38.44	9.22	34.91
AV	11.39728G	41.97	54.00	-12.03	29.21	3	Horizontal	74	1.57	-	38.44	9.23	34.91

For EUT 2 / Radio 3 / External Ant.2_Non-Beamforming Mode

802.11ax HEW20_Nss1,(MCS0)_2TX

5720MHz Straddle 5.47-5.725GHz_TX

03/07/2020

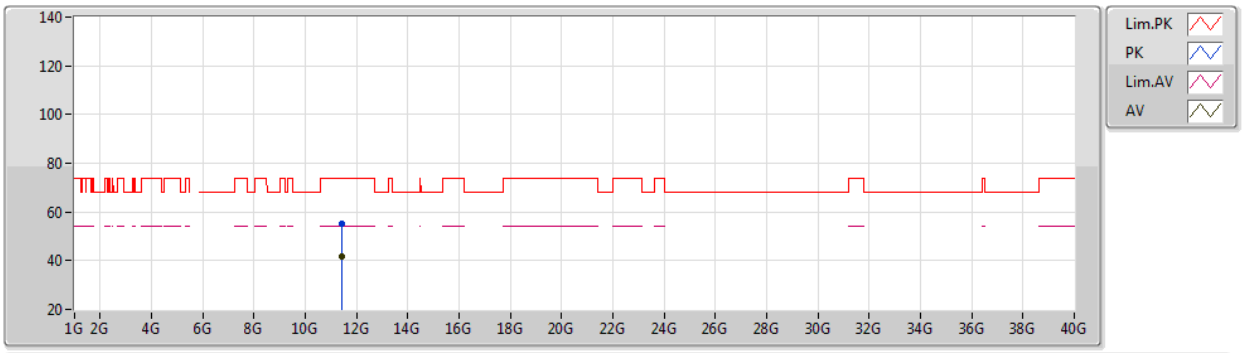

EUT X_2TX
Setting 108
01-D-L-2

Type	Freq	Level	Limit	Margin	Raw	Dist	Condition	Azimuth	Height	Comment	AF	CL	PA
	(Hz)	(dBuV/m)	(dBuV/m)	(dB)	(dBuV)	(m)		(°)	(m)		(dB)	(dB)	(dB)
PK	11.44438G	55.14	74.00	-18.86	42.38	3	Vertical	348	2.85	-	38.44	9.24	34.92
AV	11.44174G	41.56	54.00	-12.44	28.80	3	Vertical	348	2.85	-	38.44	9.24	34.92

For EUT 2 / Radio 3 / External Ant.2_Non-Beamforming Mode

802.11ax HEW20_Nss1,(MCS0)_2TX

5720MHz Straddle 5.47-5.725GHz_TX

03/07/2020

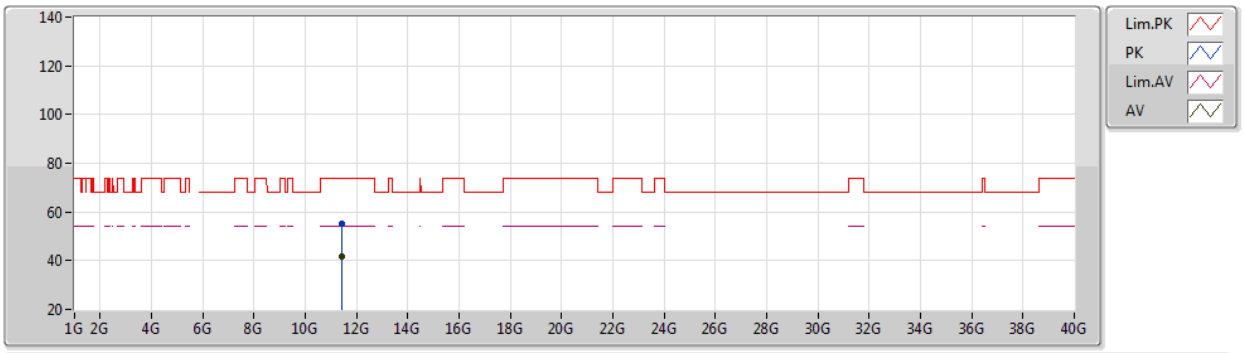

EUT X_2TX
Setting 108
01-D-L-2

Type	Freq	Level	Limit	Margin	Raw	Dist	Condition	Azimuth	Height	Comment	AF	CL	PA
	(Hz)	(dBuV/m)	(dBuV/m)	(dB)	(dBuV)	(m)		(°)	(m)		(dB)	(dB)	(dB)
PK	11.44218G	54.95	74.00	-19.05	42.19	3	Horizontal	323	1.80	-	38.44	9.24	34.92
AV	11.43768G	41.54	54.00	-12.46	28.78	3	Horizontal	323	1.80	-	38.44	9.24	34.92

For EUT 2 / Radio 3 / External Ant.2_Non-Beamforming Mode

802.11ax HEW40_Nss1,(MCS0)_2TX

5270MHz_TX

03/07/2020

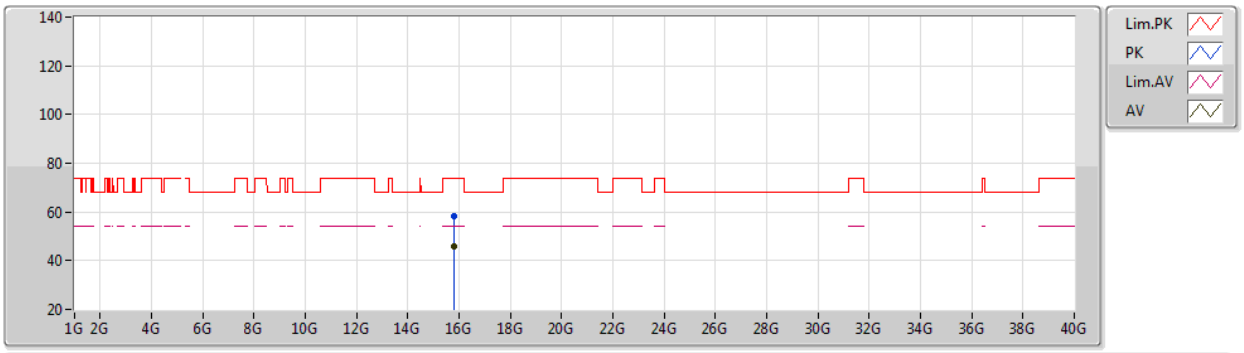

EUT X_2TX
Setting 108
01-D-L-2

Type	Freq	Level	Limit	Margin	Raw	Dist	Condition	Azimuth	Height	Comment	AF	CL	PA
	(Hz)	(dBuV/m)	(dBuV/m)	(dB)	(dBuV)	(m)		(°)	(m)		(dB)	(dB)	(dB)
PK	15.8113G	58.21	74.00	-15.79	45.00	3	Vertical	126	1.25	-	38.55	9.74	35.08
AV	15.81034G	46.07	54.00	-7.93	32.86	3	Vertical	126	1.25	-	38.55	9.74	35.08

For EUT 2 / Radio 3 / External Ant.2_Non-Beamforming Mode

802.11ax HEW40_Nss1,(MCS0)_2TX

5270MHz_TX

03/07/2020

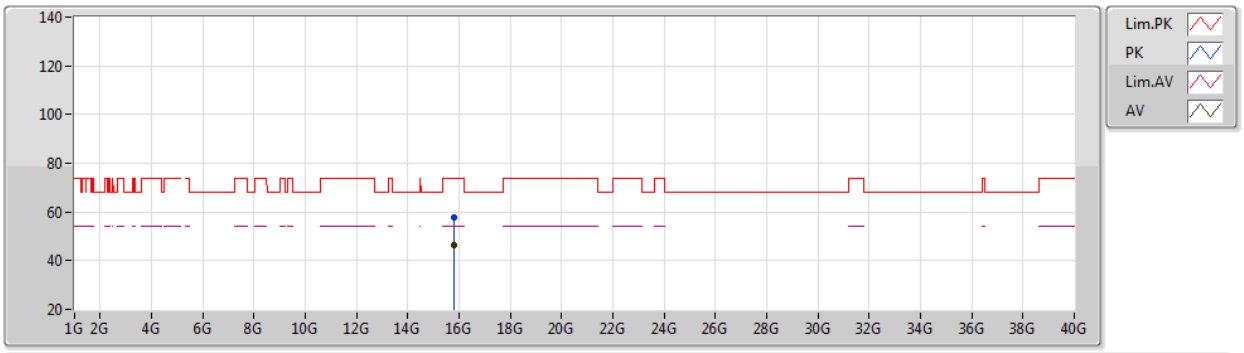

EUT X_2TX
Setting 108
01-D-L-2

Type	Freq	Level	Limit	Margin	Raw	Dist	Condition	Azimuth	Height	Comment	AF	CL	PA
	(Hz)	(dBuV/m)	(dBuV/m)	(dB)	(dBuV)	(m)		(°)	(m)		(dB)	(dB)	(dB)
PK	15.80942G	57.78	74.00	-16.22	44.57	3	Horizontal	294	1.81	-	38.55	9.74	35.08
AV	15.80965G	46.20	54.00	-7.80	32.99	3	Horizontal	294	1.81	-	38.55	9.74	35.08

For EUT 2 / Radio 3 / External Ant.2_Non-Beamforming Mode

802.11ax HEW40_Nss1,(MCS0)_2TX

5310MHz_TX

03/07/2020

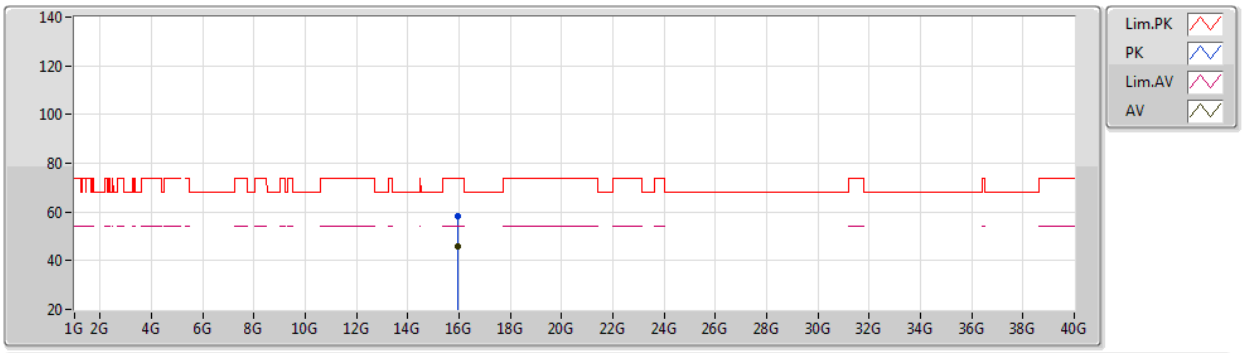

EUT X_2TX
Setting 108
01-D-L-2

Type	Freq	Level	Limit	Margin	Raw	Dist	Condition	Azimuth	Height	Comment	AF	CL	PA
	(Hz)	(dBuV/m)	(dBuV/m)	(dB)	(dBuV)	(m)		(°)	(m)		(dB)	(dB)	(dB)
PK	15.92989G	58.10	74.00	-15.90	45.14	3	Vertical	94	2.89	-	38.46	9.71	35.21
AV	15.9312G	45.65	54.00	-8.35	32.69	3	Vertical	94	2.89	-	38.46	9.71	35.21

For EUT 2 / Radio 3 / External Ant.2_Non-Beamforming Mode

802.11ax HEW40_Nss1,(MCS0)_2TX

5310MHz_TX

03/07/2020

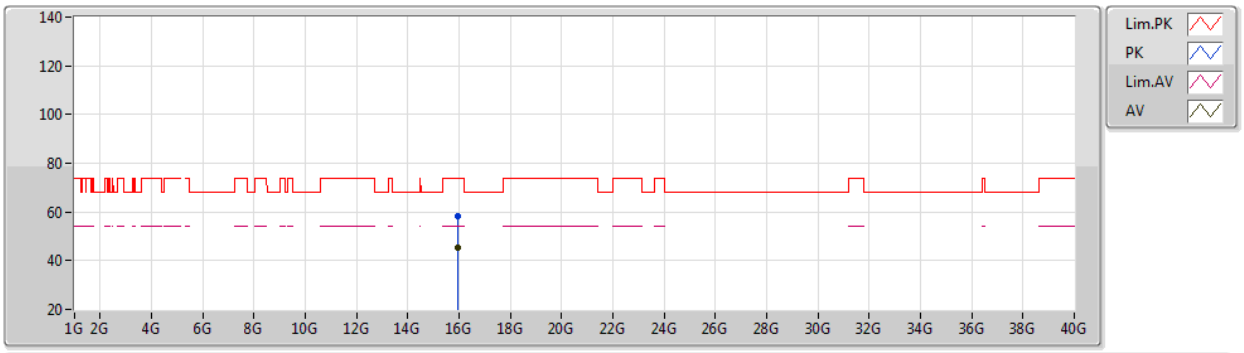

EUT X_2TX
Setting 108
01-D-L-2

Type	Freq	Level	Limit	Margin	Raw	Dist	Condition	Azimuth	Height	Comment	AF	CL	PA
	(Hz)	(dBuV/m)	(dBuV/m)	(dB)	(dBuV)	(m)		(°)	(m)		(dB)	(dB)	(dB)
PK	15.92933G	58.30	74.00	-15.70	45.34	3	Horizontal	98	1.64	-	38.46	9.71	35.21
AV	15.92962G	45.43	54.00	-8.57	32.47	3	Horizontal	98	1.64	-	38.46	9.71	35.21

For EUT 2 / Radio 3 / External Ant.2_Non-Beamforming Mode

802.11ax HEW40_Nss1,(MCS0)_2TX

5510MHz_TX

03/07/2020

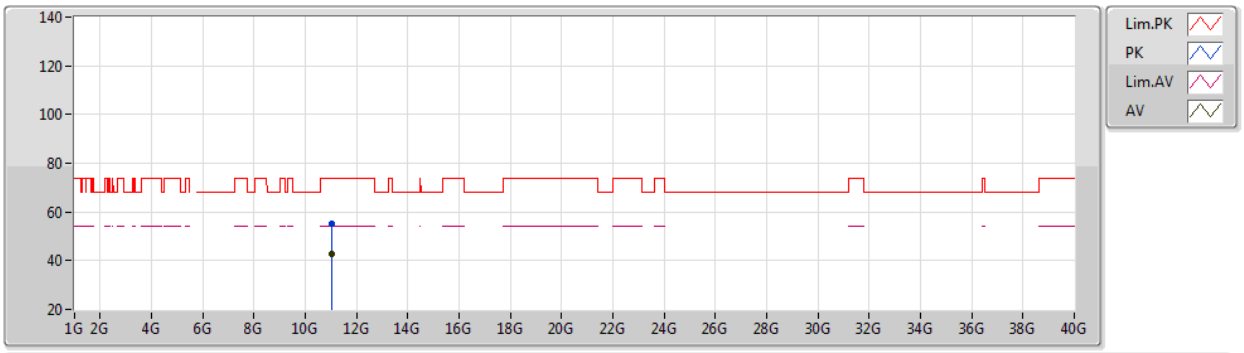

EUT X_2TX
Setting 108
01-D-L-2

Type	Freq	Level	Limit	Margin	Raw	Dist	Condition	Azimuth	Height	Comment	AF	CL	PA
	(Hz)	(dBuV/m)	(dBuV/m)	(dB)	(dBuV)	(m)		(°)	(m)		(dB)	(dB)	(dB)
PK	11.0197G	55.12	74.00	-18.88	42.45	3	Vertical	70	1.73	-	38.40	9.12	34.85
AV	11.02014G	42.72	54.00	-11.28	30.05	3	Vertical	70	1.73	-	38.40	9.12	34.85

For EUT 2 / Radio 3 / External Ant.2_Non-Beamforming Mode

802.11ax HEW40_Nss1,(MCS0)_2TX

5510MHz_TX

03/07/2020

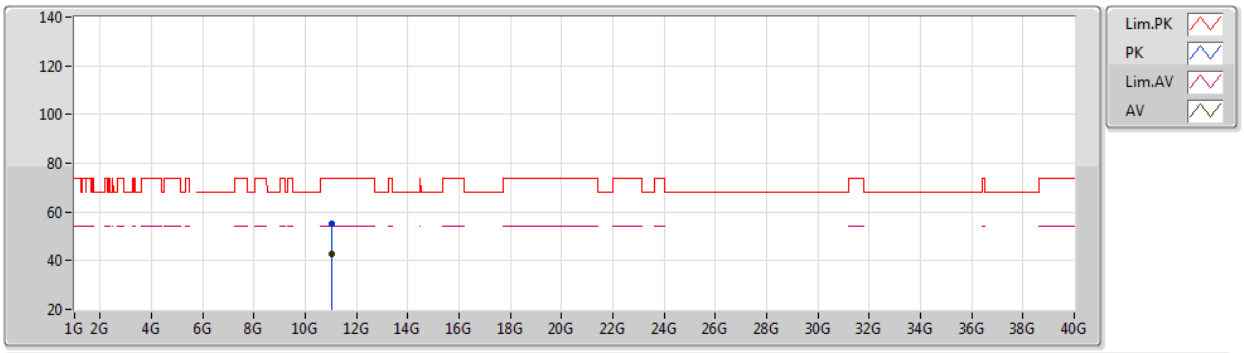

EUT X_2TX
Setting 108
01-D-L-2

Type	Freq	Level	Limit	Margin	Raw	Dist	Condition	Azimuth	Height	Comment	AF	CL	PA
	(Hz)	(dBuV/m)	(dBuV/m)	(dB)	(dBuV)	(m)		(°)	(m)		(dB)	(dB)	(dB)
PK	11.02048G	55.13	74.00	-18.87	42.46	3	Horizontal	16	2.53	-	38.40	9.12	34.85
AV	11.02088G	42.63	54.00	-11.37	29.96	3	Horizontal	16	2.53	-	38.40	9.12	34.85

For EUT 2 / Radio 3 / External Ant.2_Non-Beamforming Mode

802.11ax HEW40_Nss1,(MCS0)_2TX

5550MHz_TX

03/07/2020

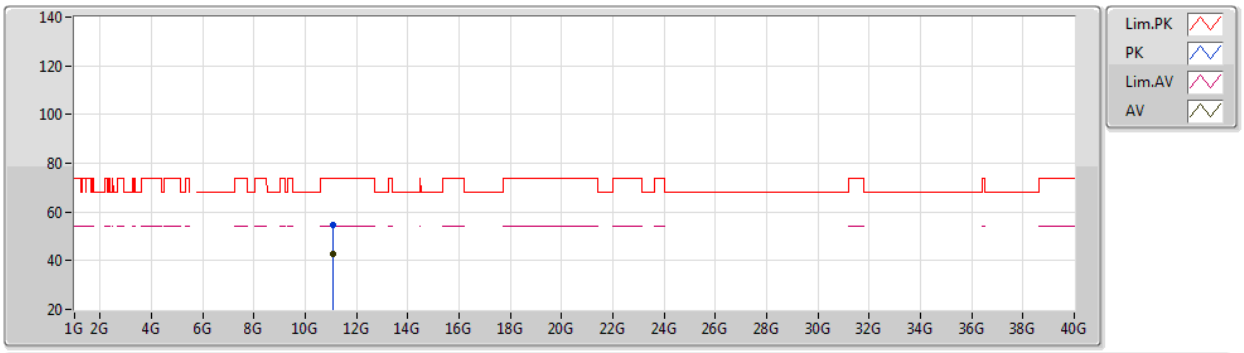

EUT X_2TX
Setting 108
01-D-L-2

Type	Freq	Level	Limit	Margin	Raw	Dist	Condition	Azimuth	Height	Comment	AF	CL	PA
	(Hz)	(dBuV/m)	(dBuV/m)	(dB)	(dBuV)	(m)		(°)	(m)		(dB)	(dB)	(dB)
PK	11.09855G	54.59	74.00	-19.41	41.91	3	Vertical	196	1.39	-	38.41	9.14	34.87
AV	11.10079G	42.63	54.00	-11.37	29.95	3	Vertical	196	1.39	-	38.41	9.14	34.87

For EUT 2 / Radio 3 / External Ant.2_Non-Beamforming Mode

802.11ax HEW40_Nss1,(MCS0)_2TX

5550MHz_TX

03/07/2020

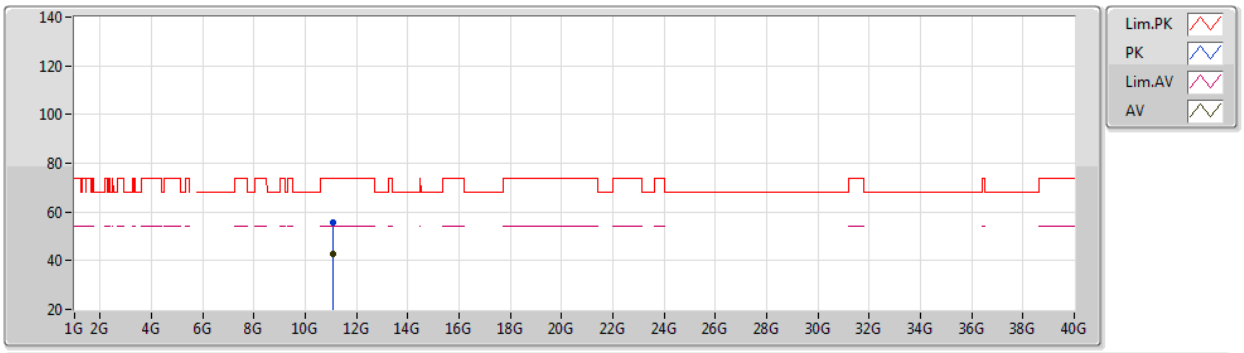

EUT X_2TX
Setting 108
01-D-L-2

Type	Freq	Level	Limit	Margin	Raw	Dist	Condition	Azimuth	Height	Comment	AF	CL	PA
	(Hz)	(dBuV/m)	(dBuV/m)	(dB)	(dBuV)	(m)		(°)	(m)		(dB)	(dB)	(dB)
PK	11.09903G	55.60	74.00	-18.40	42.92	3	Horizontal	112	1.68	-	38.41	9.14	34.87
AV	11.09915G	42.81	54.00	-11.19	30.13	3	Horizontal	112	1.68	-	38.41	9.14	34.87

For EUT 2 / Radio 3 / External Ant.2_Non-Beamforming Mode

802.11ax HEW40_Nss1,(MCS0)_2TX

5670MHz_TX

03/07/2020

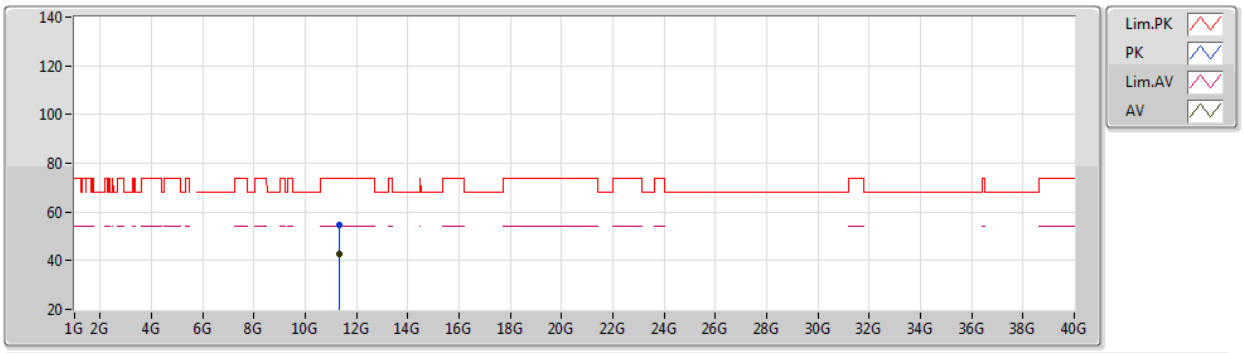

EUT X_2TX
Setting 108
01-D-L-2

Type	Freq	Level	Limit	Margin	Raw	Dist	Condition	Azimuth	Height	Comment	AF	CL	PA
	(Hz)	(dBuV/m)	(dBuV/m)	(dB)	(dBuV)	(m)		(°)	(m)		(dB)	(dB)	(dB)
PK	11.33881G	54.73	74.00	-19.27	41.99	3	Vertical	175	1.16	-	38.43	9.21	34.90
AV	11.33867G	42.59	54.00	-11.41	29.85	3	Vertical	175	1.16	-	38.43	9.21	34.90

For EUT 2 / Radio 3 / External Ant.2_Non-Beamforming Mode

802.11ax HEW40_Nss1,(MCS0)_2TX

5670MHz_TX

03/07/2020

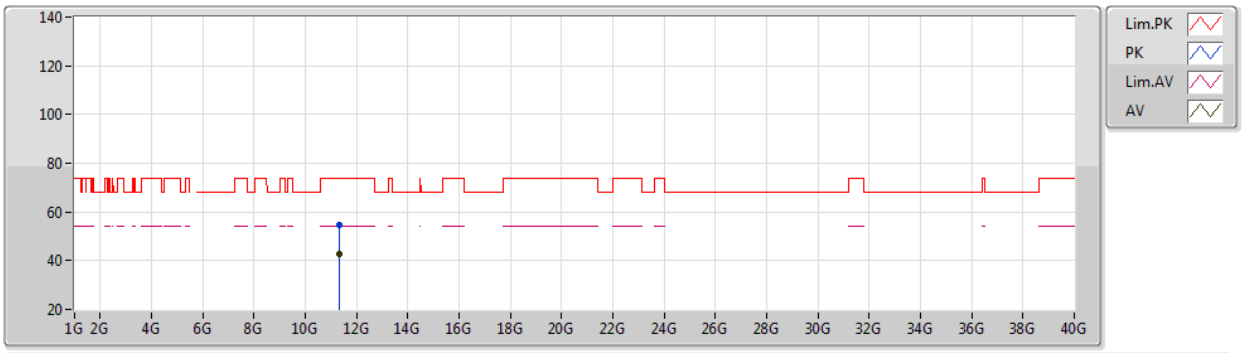

EUT X_2TX
Setting 108
01-D-L-2

Type	Freq	Level	Limit	Margin	Raw	Dist	Condition	Azimuth	Height	Comment	AF	CL	PA
	(Hz)	(dBuV/m)	(dBuV/m)	(dB)	(dBuV)	(m)		(°)	(m)		(dB)	(dB)	(dB)
PK	11.34035G	54.91	74.00	-19.09	42.17	3	Horizontal	267	1.63	-	38.43	9.21	34.90
AV	11.34019G	42.91	54.00	-11.09	30.17	3	Horizontal	267	1.63	-	38.43	9.21	34.90

For EUT 2 / Radio 3 / External Ant.2_Non-Beamforming Mode

802.11ax HEW40_Nss1,(MCS0)_2TX

5710MHz Straddle 5.47-5.725GHz_TX

03/07/2020

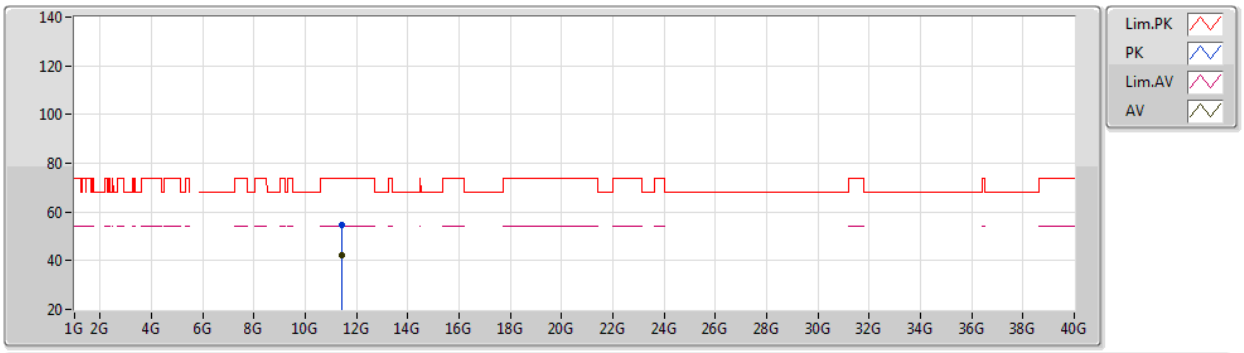

EUT X_2TX
Setting 108
01-D-L-2

Type	Freq	Level	Limit	Margin	Raw	Dist	Condition	Azimuth	Height	Comment	AF	CL	PA
	(Hz)	(dBuV/m)	(dBuV/m)	(dB)	(dBuV)	(m)		(°)	(m)		(dB)	(dB)	(dB)
PK	11.42086G	54.42	74.00	-19.58	41.67	3	Vertical	199	2.20	-	38.44	9.23	34.92
AV	11.42004G	42.49	54.00	-11.51	29.74	3	Vertical	199	2.20	-	38.44	9.23	34.92

For EUT 2 / Radio 3 / External Ant.2_Non-Beamforming Mode

802.11ax HEW40_Nss1,(MCS0)_2TX

5710MHz Straddle 5.47-5.725GHz_TX

03/07/2020

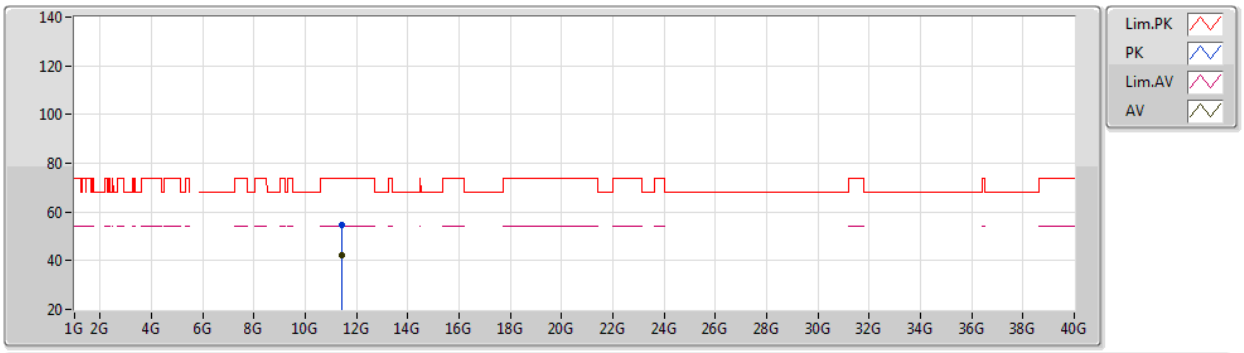

EUT X_2TX
Setting 108
01-D-L-2

Type	Freq	Level	Limit	Margin	Raw	Dist	Condition	Azimuth	Height	Comment	AF	CL	PA
	(Hz)	(dBuV/m)	(dBuV/m)	(dB)	(dBuV)	(m)		(°)	(m)		(dB)	(dB)	(dB)
PK	11.41915G	54.73	74.00	-19.27	41.98	3	Horizontal	353	1.54	-	38.44	9.23	34.92
AV	11.42068G	42.29	54.00	-11.71	29.54	3	Horizontal	353	1.54	-	38.44	9.23	34.92

For EUT 2 / Radio 3 / External Ant.2_Non-Beamforming Mode

802.11ax HEW80_Nss1,(MCS0)_2TX

5290MHz_TX

03/07/2020

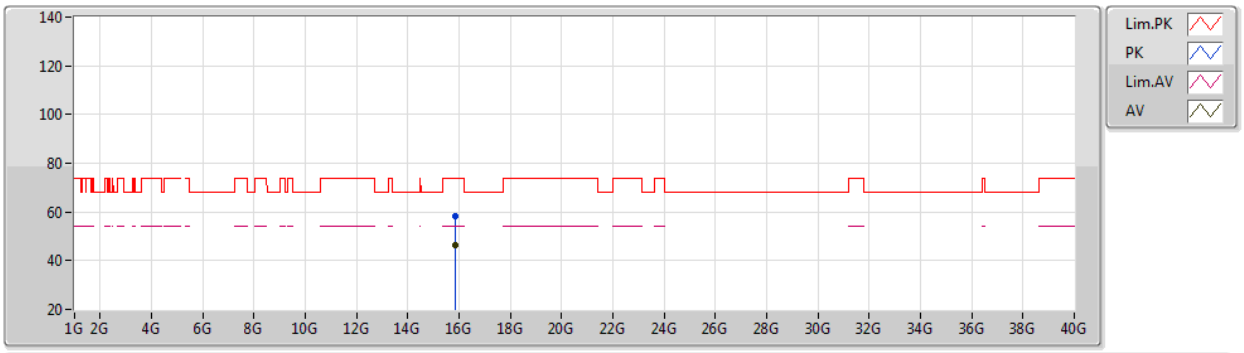

EUT X_2TX
Setting 108
01-D-L-2

Type	Freq	Level	Limit	Margin	Raw	Dist	Condition	Azimuth	Height	Comment	AF	CL	PA
	(Hz)	(dBuV/m)	(dBuV/m)	(dB)	(dBuV)	(m)		(°)	(m)		(dB)	(dB)	(dB)
PK	15.86853G	58.30	74.00	-15.70	45.21	3	Vertical	171	2.55	-	38.51	9.72	35.14
AV	15.87079G	46.54	54.00	-7.46	33.47	3	Vertical	171	2.55	-	38.50	9.72	35.15

For EUT 2 / Radio 3 / External Ant.2_Non-Beamforming Mode

802.11ax HEW80_Nss1,(MCS0)_2TX

5290MHz_TX

03/07/2020

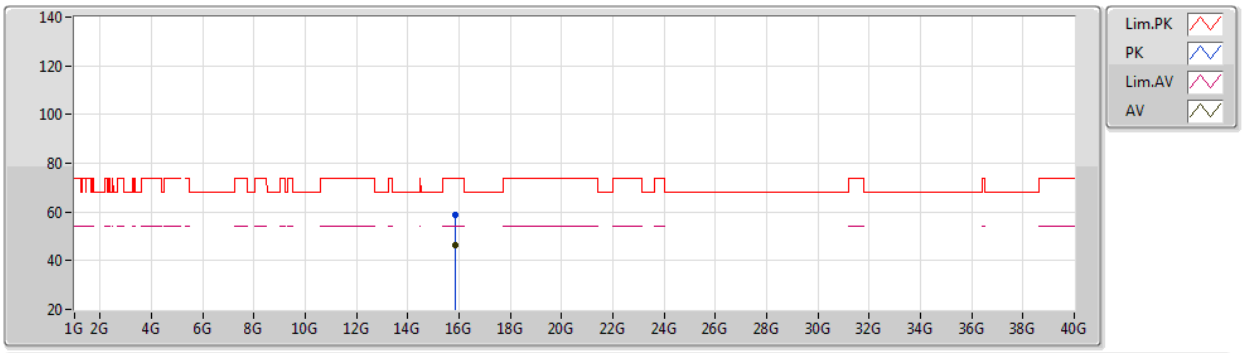

EUT X_2TX
Setting 108
01-D-L-2

Type	Freq	Level	Limit	Margin	Raw	Dist	Condition	Azimuth	Height	Comment	AF	CL	PA
	(Hz)	(dBuV/m)	(dBuV/m)	(dB)	(dBuV)	(m)		(°)	(m)		(dB)	(dB)	(dB)
PK	15.8714G	58.64	74.00	-15.36	45.57	3	Horizontal	348	1.82	-	38.50	9.72	35.15
AV	15.87001G	46.51	54.00	-7.49	33.44	3	Horizontal	348	1.82	-	38.50	9.72	35.15

For EUT 2 / Radio 3 / External Ant.2_Non-Beamforming Mode

802.11ax HEW80_Nss1,(MCS0)_2TX

5530MHz_TX

03/07/2020

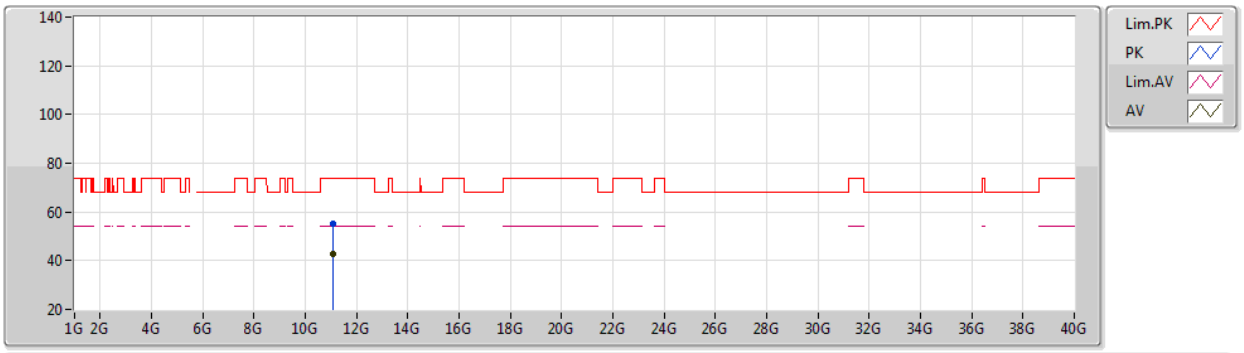

EUT X_2TX
Setting 108
01-D-L-2

Type	Freq	Level	Limit	Margin	Raw	Dist	Condition	Azimuth	Height	Comment	AF	CL	PA
	(Hz)	(dBuV/m)	(dBuV/m)	(dB)	(dBuV)	(m)		(°)	(m)		(dB)	(dB)	(dB)
PK	11.06105G	55.07	74.00	-18.93	42.39	3	Vertical	78	1.82	-	38.41	9.13	34.86
AV	11.06082G	43.01	54.00	-10.99	30.33	3	Vertical	78	1.82	-	38.41	9.13	34.86

For EUT 2 / Radio 3 / External Ant.2_Non-Beamforming Mode

802.11ax HEW80_Nss1,(MCS0)_2TX

5530MHz_TX

03/07/2020

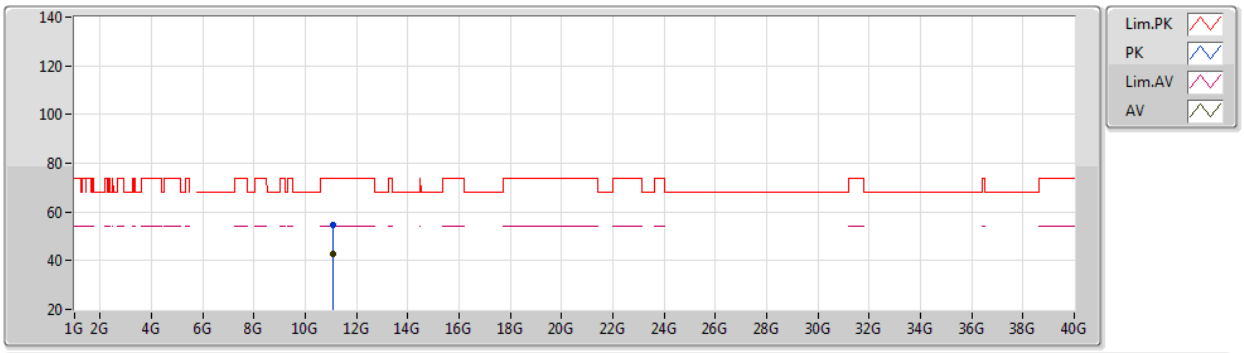

EUT X_2TX
Setting 108
01-D-L-2

Type	Freq	Level	Limit	Margin	Raw	Dist	Condition	Azimuth	Height	Comment	AF	CL	PA
	(Hz)	(dBuV/m)	(dBuV/m)	(dB)	(dBuV)	(m)		(°)	(m)		(dB)	(dB)	(dB)
PK	11.0599G	54.81	74.00	-19.19	42.13	3	Horizontal	122	2.53	-	38.41	9.13	34.86
AV	11.06141G	42.79	54.00	-11.21	30.11	3	Horizontal	122	2.53	-	38.41	9.13	34.86

For EUT 2 / Radio 3 / External Ant.2_Non-Beamforming Mode

802.11ax HEW80_Nss1,(MCS0)_2TX

5610MHz_TX

03/07/2020

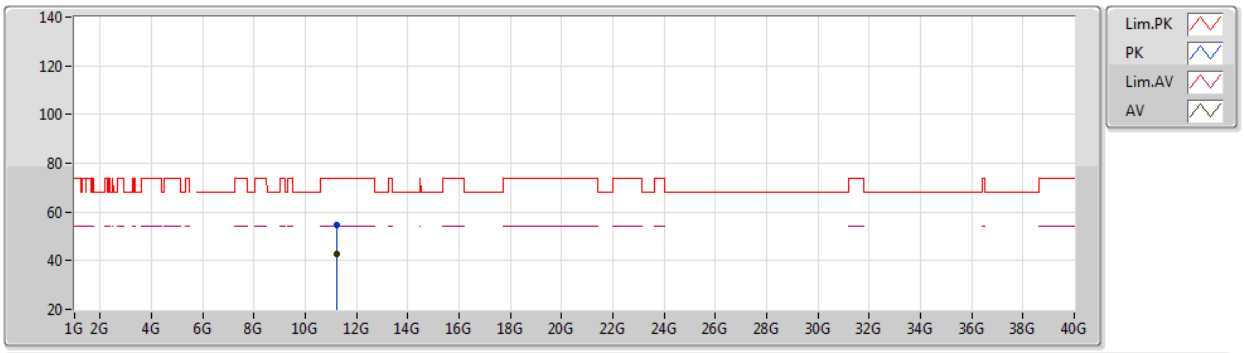

EUT X_2TX
Setting 108
01-D-L-2

Type	Freq	Level	Limit	Margin	Raw	Dist	Condition	Azimuth	Height	Comment	AF	CL	PA
	(Hz)	(dBuV/m)	(dBuV/m)	(dB)	(dBuV)	(m)		(°)	(m)		(dB)	(dB)	(dB)
PK	11.22021G	54.87	74.00	-19.13	42.17	3	Vertical	18	1.04	-	38.42	9.17	34.89
AV	11.22047G	42.93	54.00	-11.07	30.23	3	Vertical	18	1.04	-	38.42	9.17	34.89

For EUT 2 / Radio 3 / External Ant.2_Non-Beamforming Mode

802.11ax HEW80_Nss1,(MCS0)_2TX

5610MHz_TX

03/07/2020

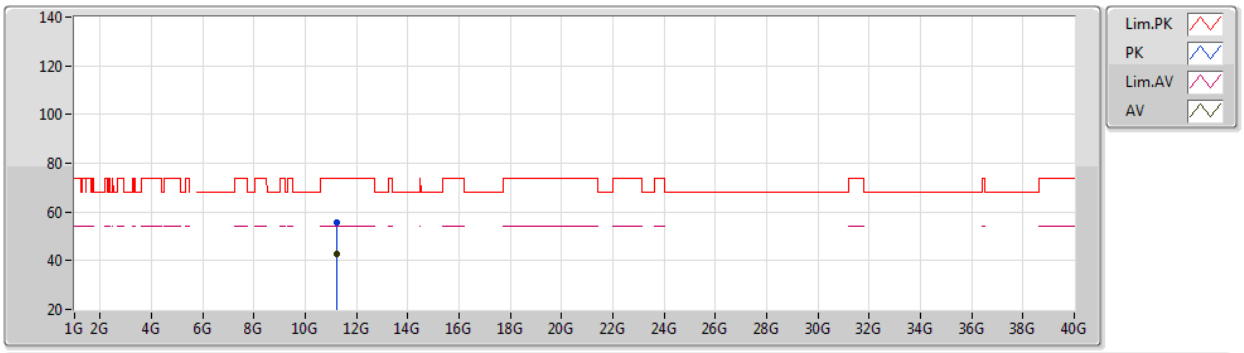

EUT X_2TX
Setting 108
01-D-L-2

Type	Freq	Level	Limit	Margin	Raw	Dist	Condition	Azimuth	Height	Comment	AF	CL	PA
	(Hz)	(dBuV/m)	(dBuV/m)	(dB)	(dBuV)	(m)		(°)	(m)		(dB)	(dB)	(dB)
PK	11.21982G	55.48	74.00	-18.52	42.78	3	Horizontal	72	2.73	-	38.42	9.17	34.89
AV	11.22103G	42.86	54.00	-11.14	30.16	3	Horizontal	72	2.73	-	38.42	9.17	34.89

For EUT 2 / Radio 3 / External Ant.2_Non-Beamforming Mode

802.11ax HEW80_Nss1,(MCS0)_2TX

5690MHz Straddle 5.47-5.725GHz_TX

03/07/2020

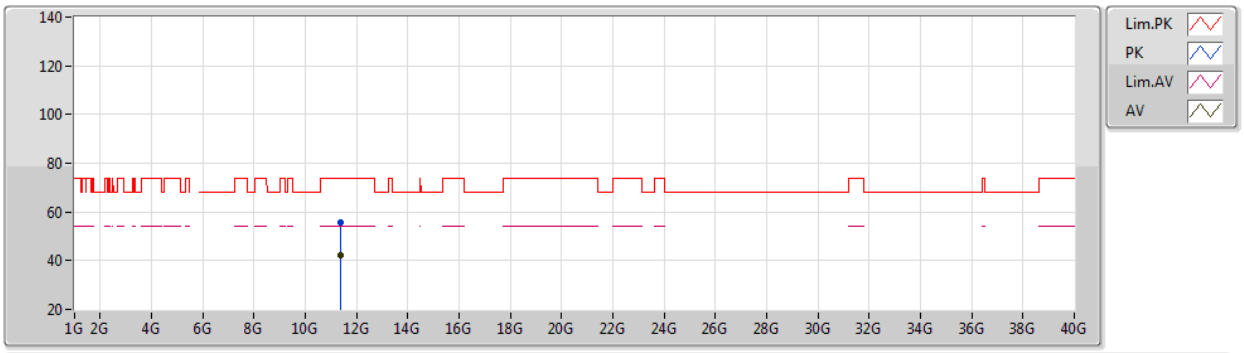

EUT X_2TX
Setting 108
01-D-L-2

Type	Freq	Level	Limit	Margin	Raw	Dist	Condition	Azimuth	Height	Comment	AF	CL	PA
	(Hz)	(dBuV/m)	(dBuV/m)	(dB)	(dBuV)	(m)		(°)	(m)		(dB)	(dB)	(dB)
PK	11.38028G	55.56	74.00	-18.44	42.81	3	Vertical	49	2.50	-	38.44	9.22	34.91
AV	11.38007G	42.49	54.00	-11.51	29.74	3	Vertical	49	2.50	-	38.44	9.22	34.91

For EUT 2 / Radio 3 / External Ant.2_Non-Beamforming Mode

802.11ax HEW80_Nss1,(MCS0)_2TX

5690MHz Straddle 5.47-5.725GHz_TX

03/07/2020

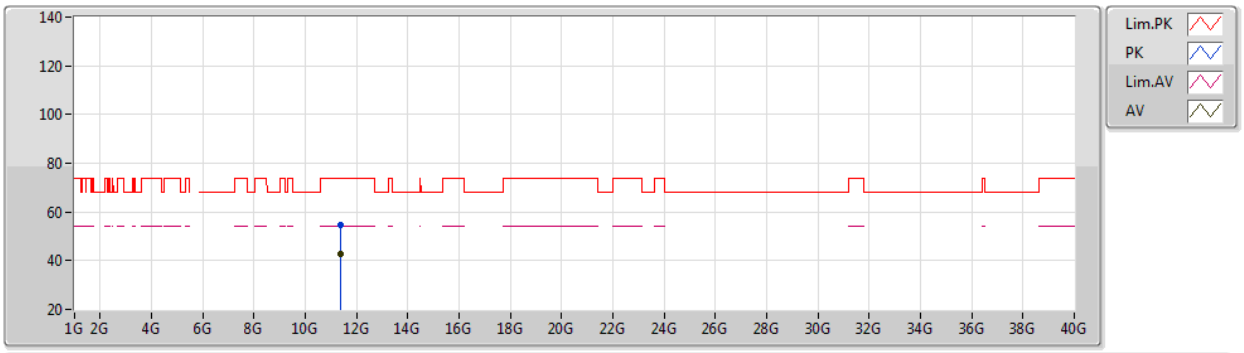

EUT X_2TX
Setting 108
01-D-L-2

Type	Freq	Level	Limit	Margin	Raw	Dist	Condition	Azimuth	Height	Comment	AF	CL	PA
	(Hz)	(dBuV/m)	(dBuV/m)	(dB)	(dBuV)	(m)		(°)	(m)		(dB)	(dB)	(dB)
PK	11.37951G	54.75	74.00	-19.25	42.00	3	Horizontal	199	1.83	-	38.44	9.22	34.91
AV	11.37919G	42.66	54.00	-11.34	29.91	3	Horizontal	199	1.83	-	38.44	9.22	34.91

For EUT 2 / Radio 3 / External Ant.2_Non-Beamforming Mode
Summary

Mode	Result	Type	Freq (Hz)	Level (dBuV/m)	Limit (dBuV/m)	Margin (dB)	Dist (m)	Condition	Azimuth (°)	Height (m)	Comments
5.47-5.725GHz	-	-	-	-	-	-	-	-	-	-	-
802.11ax HEW40_Nss1,(MCS0)_2TX	Pass	PK	5.4672G	68.18	68.20	-0.02	3	Vertical	21	1.80	-

For EUT 2 / Radio 3 / External Ant.2_Non-Beamforming Mode

802.11a_Nss1,(6Mbps)_2TX

5260MHz_TX

07/07/2020

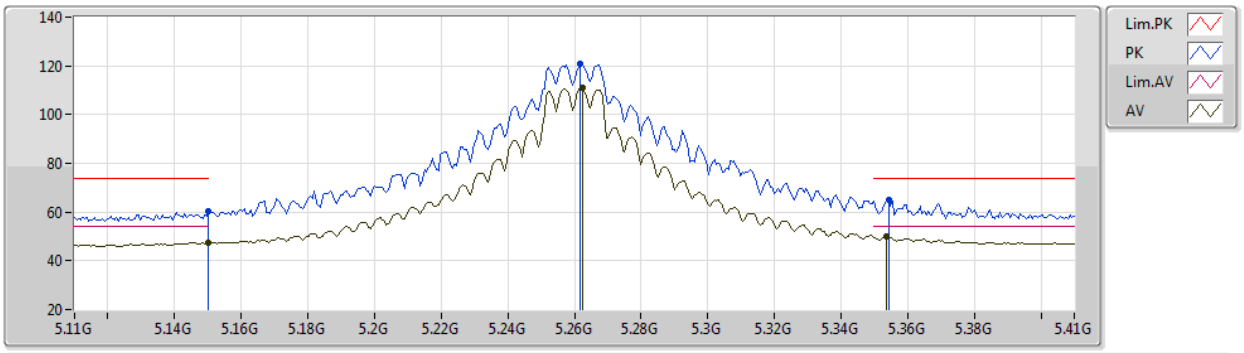

EUT Y_2TX
Setting 108
01-D-G-2-10

Type	Freq	Level	Limit	Margin	Raw	Dist	Condition	Azimuth	Height	Comment	AF	CL	PA
	(Hz)	(dBuV/m)	(dBuV/m)	(dB)	(dBuV)	(m)		(°)	(m)		(dB)	(dB)	(dB)
PK	5.15G	60.10	74.00	-13.90	56.06	3	Vertical	326	1.78	-	32.80	5.87	34.63
AV	5.15G	47.35	54.00	-6.65	43.31	3	Vertical	326	1.78	-	32.80	5.87	34.63
PK	5.2618G	120.68	Inf	-Inf	116.29	3	Vertical	326	1.78	-	32.99	6.07	34.67
AV	5.2624G	110.93	Inf	-Inf	106.54	3	Vertical	326	1.78	-	32.99	6.07	34.67
PK	5.3542G	64.96	74.00	-9.04	60.23	3	Vertical	326	1.78	-	33.15	6.29	34.71
AV	5.3536G	49.77	54.00	-4.23	45.04	3	Vertical	326	1.78	-	33.15	6.29	34.71

For EUT 2 / Radio 3 / External Ant.2_Non-Beamforming Mode

802.11a_Nss1,(6Mbps)_2TX

5260MHz_TX

07/07/2020

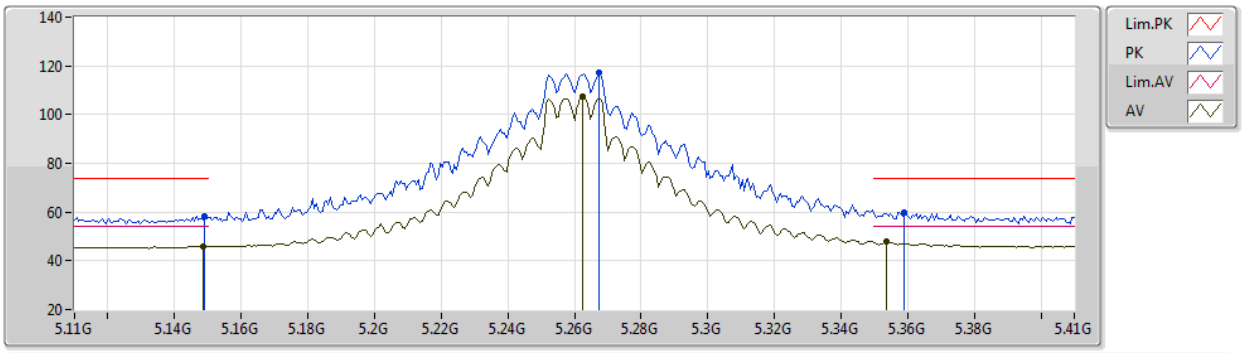

EUT Y_2TX
Setting 108
01-D-G-2-10

Type	Freq	Level	Limit	Margin	Raw	Dist	Condition	Azimuth	Height	Comment	AF	CL	PA
	(Hz)	(dBuV/m)	(dBuV/m)	(dB)	(dBuV)	(m)		(°)	(m)		(dB)	(dB)	(dB)
PK	5.149G	58.48	74.00	-15.52	54.44	3	Horizontal	324	2.15	-	32.80	5.87	34.63
AV	5.1484G	46.12	54.00	-7.88	42.08	3	Horizontal	324	2.15	-	32.80	5.87	34.63
PK	5.2672G	117.11	Inf	-Inf	112.71	3	Horizontal	324	2.15	-	33.00	6.08	34.68
AV	5.2624G	107.32	Inf	-Inf	102.93	3	Horizontal	324	2.15	-	32.99	6.07	34.67
PK	5.359G	59.71	74.00	-14.29	54.95	3	Horizontal	324	2.15	-	33.16	6.31	34.71
AV	5.3536G	47.68	54.00	-6.32	42.95	3	Horizontal	324	2.15	-	33.15	6.29	34.71

For EUT 2 / Radio 3 / External Ant.2_Non-Beamforming Mode

802.11a_Nss1,(6Mbps)_2TX

5300MHz_TX

07/07/2020

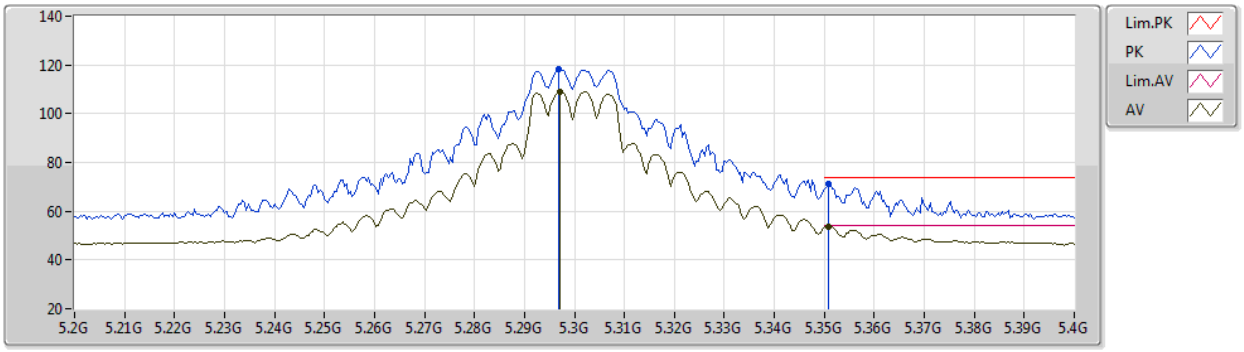

EUT Y_2TX
Setting 93
01-D-N-2-10

Type	Freq	Level	Limit	Margin	Raw	Dist	Condition	Azimuth	Height	Comment	AF	CL	PA
	(Hz)	(dBuV/m)	(dBuV/m)	(dB)	(dBuV)	(m)		(°)	(m)		(dB)	(dB)	(dB)
PK	5.2968G	118.14	Inf	-Inf	113.58	3	Vertical	320	1.83	-	33.09	6.16	34.69
AV	5.2972G	108.78	Inf	-Inf	104.22	3	Vertical	320	1.83	-	33.09	6.16	34.69
PK	5.3508G	71.39	74.00	-2.61	66.66	3	Vertical	320	1.83	-	33.15	6.29	34.71
AV	5.3508G	53.84	54.00	-0.16	49.11	3	Vertical	320	1.83	-	33.15	6.29	34.71

For EUT 2 / Radio 3 / External Ant.2_Non-Beamforming Mode

802.11a_Nss1,(6Mbps)_2TX

5300MHz_TX

07/07/2020

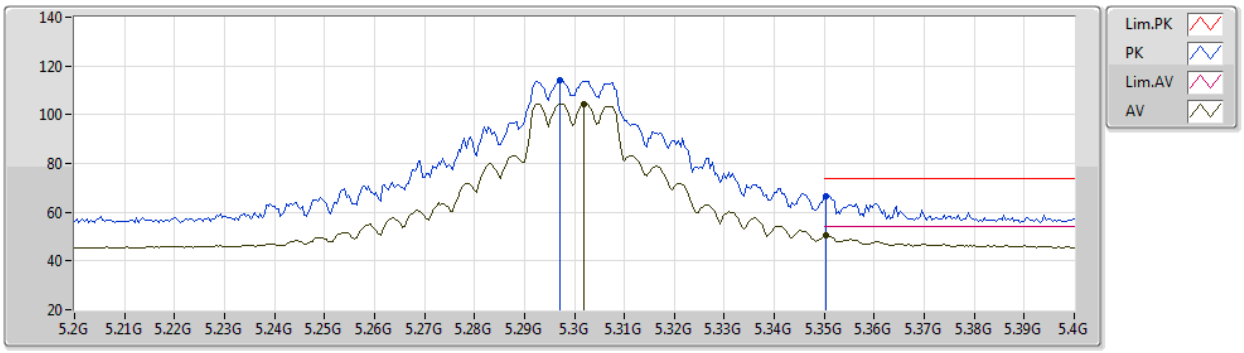

EUT Y_2TX
Setting 93
01-D-N-2-10

Type	Freq	Level	Limit	Margin	Raw	Dist	Condition	Azimuth	Height	Comment	AF	CL	PA
	(Hz)	(dBuV/m)	(dBuV/m)	(dB)	(dBuV)	(m)		(°)	(m)		(dB)	(dB)	(dB)
PK	5.2972G	114.18	Inf	-Inf	109.62	3	Horizontal	323	2.13	-	33.09	6.16	34.69
AV	5.302G	104.50	Inf	-Inf	99.92	3	Horizontal	323	2.13	-	33.10	6.17	34.69
PK	5.3504G	66.62	74.00	-7.38	61.89	3	Horizontal	323	2.13	-	33.15	6.29	34.71
AV	5.3504G	50.36	54.00	-3.64	45.63	3	Horizontal	323	2.13	-	33.15	6.29	34.71

For EUT 2 / Radio 3 / External Ant.2_Non-Beamforming Mode

802.11a_Nss1,(6Mbps)_2TX

5320MHz_TX

07/07/2020

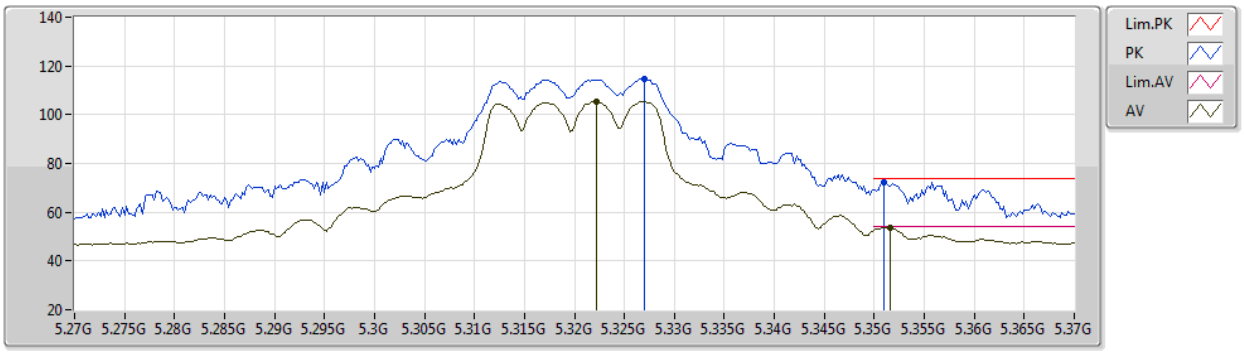

EUT Y_2TX
Setting 79
01-D-N-2-10

Type	Freq	Level	Limit	Margin	Raw	Dist	Condition	Azimuth	Height	Comment	AF	CL	PA
	(Hz)	(dBuV/m)	(dBuV/m)	(dB)	(dBuV)	(m)		(°)	(m)		(dB)	(dB)	(dB)
PK	5.327G	114.88	Inf	-Inf	110.22	3	Vertical	332	1.80	-	33.13	6.23	34.70
AV	5.3222G	105.49	Inf	-Inf	100.85	3	Vertical	332	1.80	-	33.12	6.22	34.70
PK	5.351G	72.50	74.00	-1.50	67.77	3	Vertical	332	1.80	-	33.15	6.29	34.71
AV	5.3516G	53.76	54.00	-0.24	49.03	3	Vertical	332	1.80	-	33.15	6.29	34.71

For EUT 2 / Radio 3 / External Ant.2_Non-Beamforming Mode

802.11a_Nss1,(6Mbps)_2TX

5320MHz_TX

07/07/2020

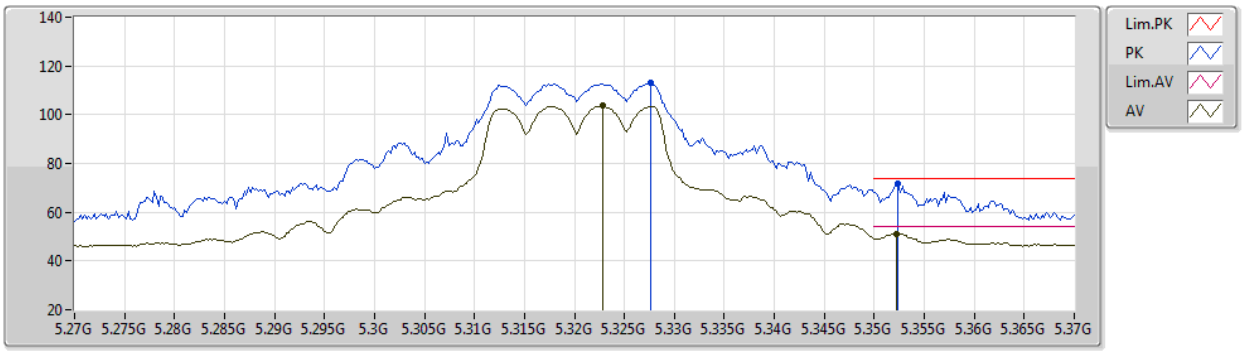

EUT Y_2TX
Setting 79
01-D-N-2-10

Type	Freq	Level	Limit	Margin	Raw	Dist	Condition	Azimuth	Height	Comment	AF	CL	PA
	(Hz)	(dBuV/m)	(dBuV/m)	(dB)	(dBuV)	(m)		(°)	(m)		(dB)	(dB)	(dB)
PK	5.3276G	113.07	Inf	-Inf	108.41	3	Horizontal	342	2.59	-	33.13	6.23	34.70
AV	5.3228G	103.56	Inf	-Inf	98.92	3	Horizontal	342	2.59	-	33.12	6.22	34.70
PK	5.3524G	71.61	74.00	-2.39	66.88	3	Horizontal	342	2.59	-	33.15	6.29	34.71
AV	5.3522G	51.23	54.00	-2.77	46.50	3	Horizontal	342	2.59	-	33.15	6.29	34.71

For EUT 2 / Radio 3 / External Ant.2_Non-Beamforming Mode

802.11a_Nss1,(6Mbps)_2TX

5500MHz_TX

07/07/2020

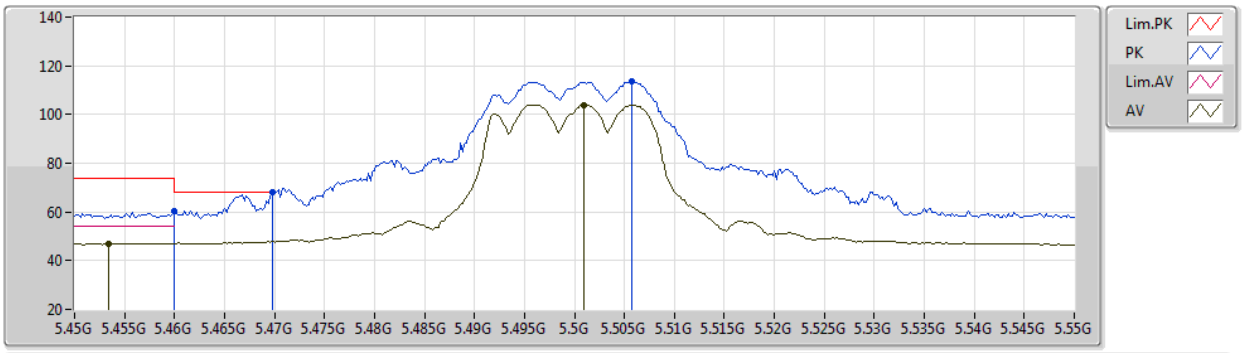

EUT Y_2TX
Setting 63
01-D-N-2-10

Type	Freq	Level	Limit	Margin	Raw	Dist	Condition	Azimuth	Height	Comment	AF	CL	PA
	(Hz)	(dBuV/m)	(dBuV/m)	(dB)	(dBuV)	(m)		(°)	(m)		(dB)	(dB)	(dB)
PK	5.46G	60.19	74.00	-13.81	55.00	3	Vertical	21	1.79	-	33.56	6.37	34.74
AV	5.4534G	47.15	54.00	-6.85	42.00	3	Vertical	21	1.79	-	33.52	6.37	34.74
PK	5.4698G	68.06	68.20	-0.14	62.82	3	Vertical	21	1.79	-	33.62	6.37	34.75
PK	5.5058G	113.48	Inf	-Inf	108.08	3	Vertical	21	1.79	-	33.81	6.35	34.76
AV	5.501G	103.99	Inf	-Inf	98.60	3	Vertical	21	1.79	-	33.80	6.35	34.76

For EUT 2 / Radio 3 / External Ant.2_Non-Beamforming Mode

802.11a_Nss1,(6Mbps)_2TX

5500MHz_TX

07/07/2020

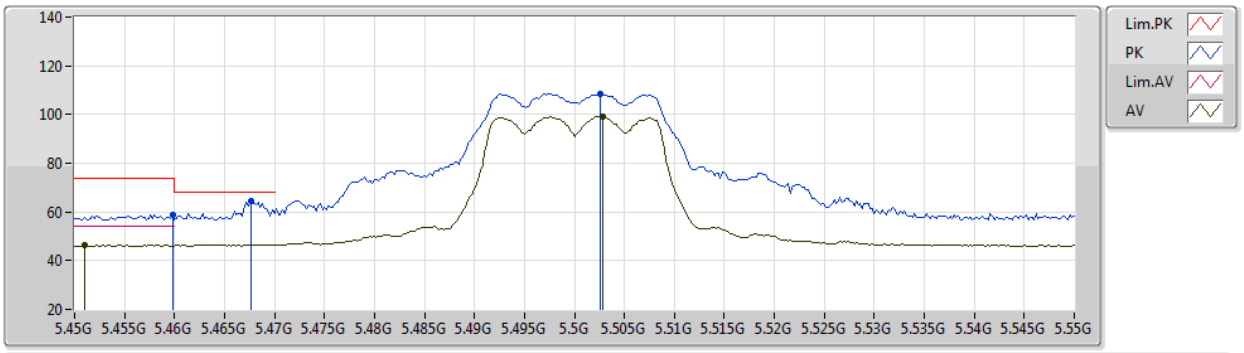

EUT Y_2TX
Setting 63
01-D-N-2-10

Type	Freq	Level	Limit	Margin	Raw	Dist	Condition	Azimuth	Height	Comment	AF	CL	PA
	(Hz)	(dBuV/m)	(dBuV/m)	(dB)	(dBuV)	(m)		(°)	(m)		(dB)	(dB)	(dB)
PK	5.4598G	58.69	74.00	-15.31	53.50	3	Horizontal	313	3.00	-	33.56	6.37	34.74
AV	5.451G	46.31	54.00	-7.69	41.17	3	Horizontal	313	3.00	-	33.51	6.37	34.74
PK	5.4676G	64.27	68.20	-3.93	59.04	3	Horizontal	313	3.00	-	33.61	6.37	34.75
PK	5.5026G	108.64	Inf	-Inf	103.24	3	Horizontal	313	3.00	-	33.81	6.35	34.76
AV	5.5028G	99.21	Inf	-Inf	93.81	3	Horizontal	313	3.00	-	33.81	6.35	34.76

For EUT 2 / Radio 3 / External Ant.2_Non-Beamforming Mode

802.11a_Nss1,(6Mbps)_2TX

5580MHz_TX

07/07/2020

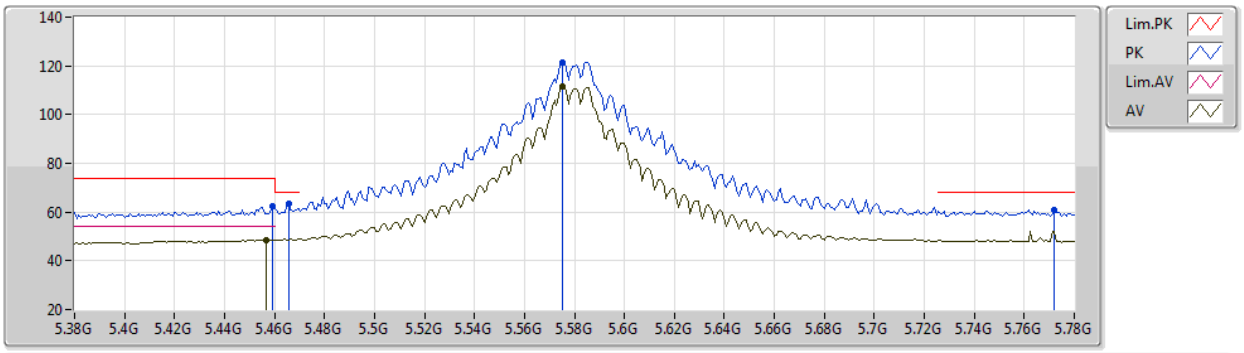

EUT Y_2TX
Setting 108
01-D-N-2-10

Type	Freq	Level	Limit	Margin	Raw	Dist	Condition	Azimuth	Height	Comment	AF	CL	PA
	(Hz)	(dBuV/m)	(dBuV/m)	(dB)	(dBuV)	(m)		(°)	(m)		(dB)	(dB)	(dB)
PK	5.4592G	62.53	74.00	-11.47	57.34	3	Vertical	24	1.63	-	33.56	6.37	34.74
AV	5.4568G	48.55	54.00	-5.45	43.38	3	Vertical	24	1.63	-	33.54	6.37	34.74
PK	5.4656G	63.67	68.20	-4.53	58.46	3	Vertical	24	1.63	-	33.59	6.37	34.75
PK	5.5752G	121.53	Inf	-Inf	116.00	3	Vertical	24	1.63	-	33.95	6.31	34.73
AV	5.5752G	111.56	Inf	-Inf	106.03	3	Vertical	24	1.63	-	33.95	6.31	34.73
PK	5.772G	60.62	68.20	-7.58	54.67	3	Vertical	24	1.63	-	34.22	6.39	34.66

For EUT 2 / Radio 3 / External Ant.2_Non-Beamforming Mode

802.11a_Nss1,(6Mbps)_2TX

5580MHz_TX

07/07/2020

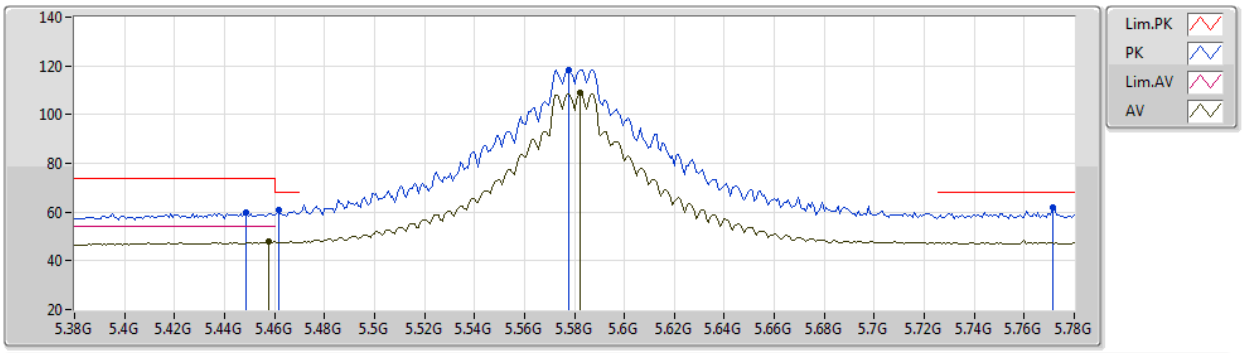

EUT Y_2TX
Setting 108
01-D-N-2-10

Type	Freq	Level	Limit	Margin	Raw	Dist	Condition	Azimuth	Height	Comment	AF	CL	PA
	(Hz)	(dBuV/m)	(dBuV/m)	(dB)	(dBuV)	(m)		(°)	(m)		(dB)	(dB)	(dB)
PK	5.4488G	59.91	74.00	-14.09	54.78	3	Horizontal	29	2.68	-	33.49	6.38	34.74
PK	5.4616G	60.90	68.20	-7.30	55.70	3	Horizontal	29	2.68	-	33.57	6.37	34.74
AV	5.4576G	47.78	54.00	-6.22	42.60	3	Horizontal	29	2.68	-	33.55	6.37	34.74
PK	5.5776G	118.50	Inf	-Inf	112.96	3	Horizontal	29	2.68	-	33.96	6.31	34.73
AV	5.5824G	108.78	Inf	-Inf	103.24	3	Horizontal	29	2.68	-	33.96	6.31	34.73
PK	5.7712G	62.11	68.20	-6.09	56.17	3	Horizontal	29	2.68	-	34.21	6.39	34.66

For EUT 2 / Radio 3 / External Ant.2_Non-Beamforming Mode

802.11a_Nss1,(6Mbps)_2TX

5700MHz_TX

07/07/2020

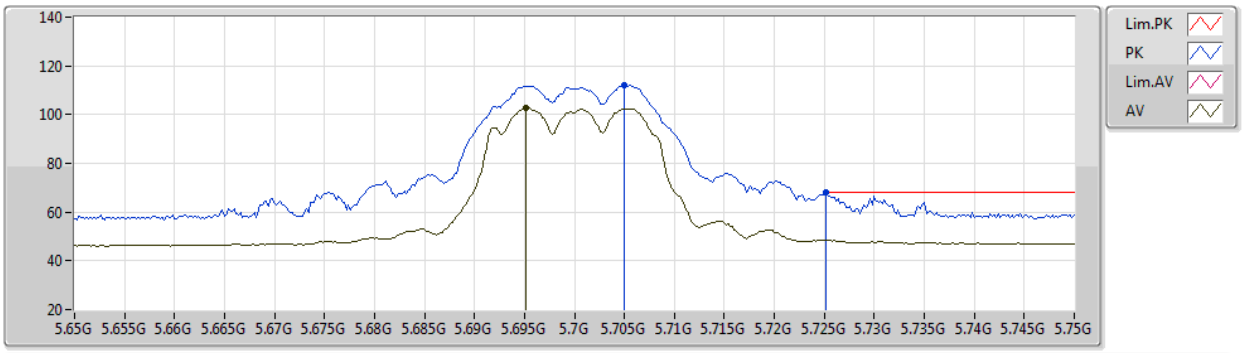

EUT Y_2TX
Setting 64
01-D-N-2-10

Type	Freq	Level	Limit	Margin	Raw	Dist	Condition	Azimuth	Height	Comment	AF	CL	PA
	(Hz)	(dBuV/m)	(dBuV/m)	(dB)	(dBuV)	(m)		(°)	(m)		(dB)	(dB)	(dB)
PK	5.705G	112.16	Inf	-Inf	106.47	3	Vertical	23	1.80	-	34.02	6.35	34.68
AV	5.6952G	102.72	Inf	-Inf	97.05	3	Vertical	23	1.80	-	34.00	6.35	34.68
PK	5.7252G	68.00	68.20	-0.20	62.23	3	Vertical	23	1.80	-	34.08	6.36	34.67

For EUT 2 / Radio 3 / External Ant.2_Non-Beamforming Mode

802.11a_Nss1,(6Mbps)_2TX

5700MHz_TX

07/07/2020

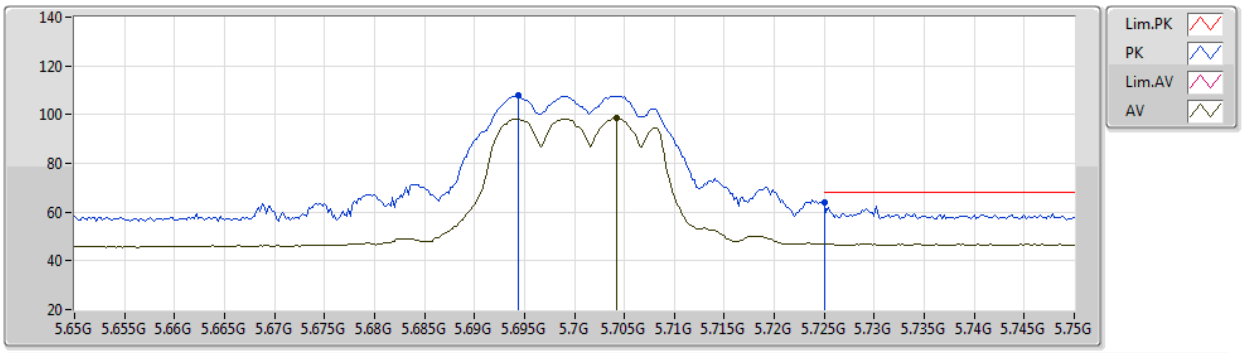

EUT Y_2TX
Setting 64
01-D-N-2-10

Type	Freq	Level	Limit	Margin	Raw	Dist	Condition	Azimuth	Height	Comment	AF	CL	PA
	(Hz)	(dBuV/m)	(dBuV/m)	(dB)	(dBuV)	(m)		(°)	(m)		(dB)	(dB)	(dB)
PK	5.6944G	107.74	Inf	-Inf	102.07	3	Horizontal	17	1.00	-	34.00	6.35	34.68
AV	5.7042G	98.78	Inf	-Inf	93.10	3	Horizontal	17	1.00	-	34.01	6.35	34.68
PK	5.725G	63.99	68.20	-4.21	58.22	3	Horizontal	17	1.00	-	34.08	6.36	34.67

For EUT 2 / Radio 3 / External Ant.2_Non-Beamforming Mode

802.11a_Nss1,(6Mbps)_2TX

5720MHz Straddle 5.47-5.725GHz_TX

07/07/2020

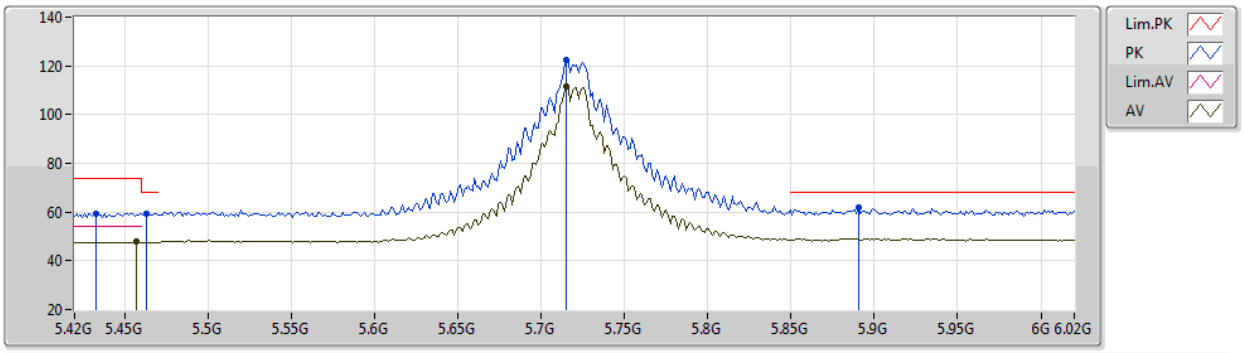

EUT Y_2TX
Setting 108
01-D-N-2-10

Type	Freq	Level	Limit	Margin	Raw	Dist	Condition	Azimuth	Height	Comment	AF	CL	PA
	(Hz)	(dBuV/m)	(dBuV/m)	(dB)	(dBuV)	(m)		(°)	(m)		(dB)	(dB)	(dB)
PK	5.4332G	59.52	74.00	-14.48	54.47	3	Vertical	27	1.73	-	33.40	6.38	34.73
PK	5.4632G	59.56	68.20	-8.64	54.36	3	Vertical	27	1.73	-	33.58	6.37	34.75
AV	5.4572G	47.73	54.00	-6.27	42.56	3	Vertical	27	1.73	-	33.54	6.37	34.74
PK	5.7152G	122.44	Inf	-Inf	116.71	3	Vertical	27	1.73	-	34.05	6.36	34.68
AV	5.7152G	111.77	Inf	-Inf	106.04	3	Vertical	27	1.73	-	34.05	6.36	34.68
PK	5.8904G	61.96	68.20	-6.24	55.37	3	Vertical	27	1.73	-	34.75	6.45	34.61

For EUT 2 / Radio 3 / External Ant.2_Non-Beamforming Mode

802.11a_Nss1,(6Mbps)_2TX

5720MHz Straddle 5.47-5.725GHz_TX

07/07/2020

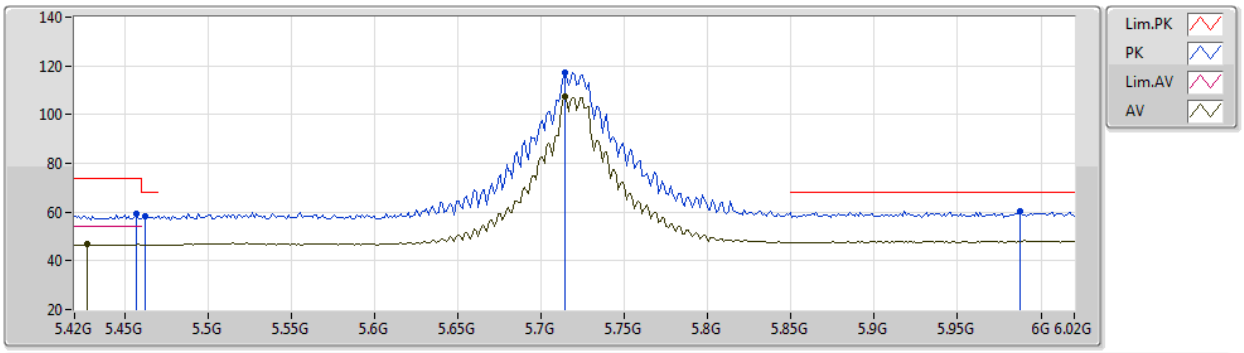

EUT Y_2TX
Setting 108
01-D-N-2-10

Type	Freq	Level	Limit	Margin	Raw	Dist	Condition	Azimuth	Height	Comment	AF	CL	PA
	(Hz)	(dBuV/m)	(dBuV/m)	(dB)	(dBuV)	(m)		(°)	(m)		(dB)	(dB)	(dB)
PK	5.4572G	59.31	74.00	-14.69	54.14	3	Horizontal	15	1.00	-	33.54	6.37	34.74
AV	5.4272G	46.76	54.00	-7.24	41.74	3	Horizontal	15	1.00	-	33.36	6.39	34.73
PK	5.462G	58.25	68.20	-9.95	53.05	3	Horizontal	15	1.00	-	33.57	6.37	34.74
PK	5.714G	117.36	Inf	-Inf	111.64	3	Horizontal	15	1.00	-	34.04	6.36	34.68
AV	5.714G	107.23	Inf	-Inf	101.51	3	Horizontal	15	1.00	-	34.04	6.36	34.68
PK	5.9876G	60.28	68.20	-7.92	53.12	3	Horizontal	15	1.00	-	35.24	6.49	34.57

For EUT 2 / Radio 3 / External Ant.2_Non-Beamforming Mode

802.11ax HEW20_Nss1,(MCS0)_2TX

5260MHz_TX

07/07/2020

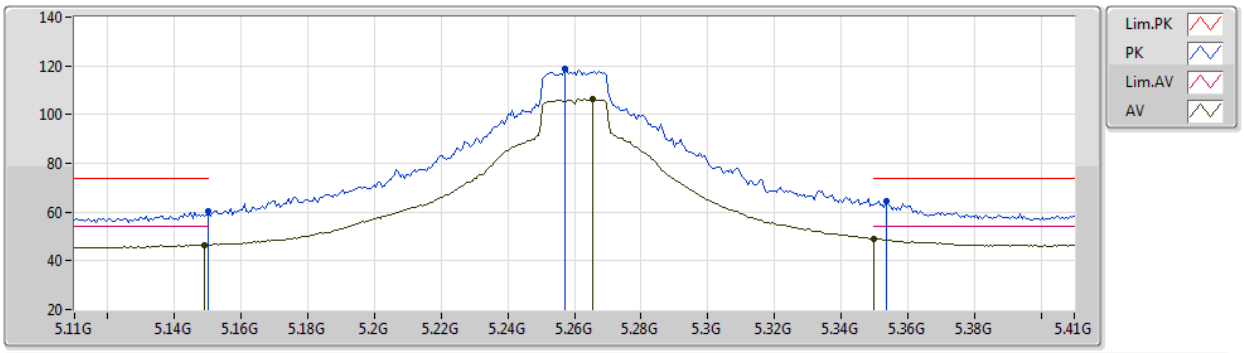

EUT Y_2TX
Setting 108
01-D-N-2-10

Type	Freq	Level	Limit	Margin	Raw	Dist	Condition	Azimuth	Height	Comment	AF	CL	PA
	(Hz)	(dBuV/m)	(dBuV/m)	(dB)	(dBuV)	(m)		(°)	(m)		(dB)	(dB)	(dB)
PK	5.15G	60.11	74.00	-13.89	56.07	3	Vertical	323	1.65	-	32.80	5.87	34.63
AV	5.149G	46.62	54.00	-7.38	42.58	3	Vertical	323	1.65	-	32.80	5.87	34.63
PK	5.257G	118.93	Inf	-Inf	114.58	3	Vertical	323	1.65	-	32.97	6.05	34.67
AV	5.2654G	106.22	Inf	-Inf	101.82	3	Vertical	323	1.65	-	33.00	6.08	34.68
PK	5.3536G	64.50	74.00	-9.50	59.77	3	Vertical	323	1.65	-	33.15	6.29	34.71
AV	5.35G	49.06	54.00	-4.94	44.32	3	Vertical	323	1.65	-	33.15	6.29	34.70

For EUT 2 / Radio 3 / External Ant.2_Non-Beamforming Mode

802.11ax HEW20_Nss1,(MCS0)_2TX

5260MHz_TX

07/07/2020

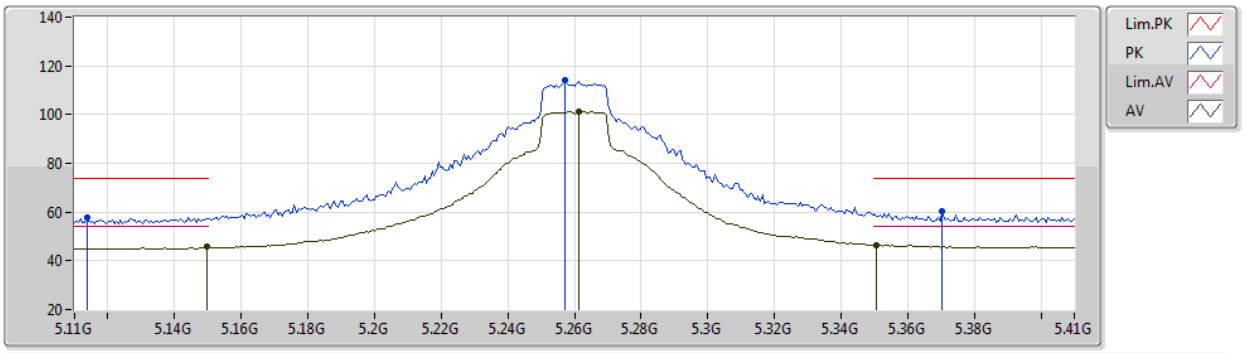

EUT Y_2TX
Setting 108
01-D-N-2-10

Type	Freq	Level	Limit	Margin	Raw	Dist	Condition	Azimuth	Height	Comment	AF	CL	PA
	(Hz)	(dBuV/m)	(dBuV/m)	(dB)	(dBuV)	(m)		(°)	(m)		(dB)	(dB)	(dB)
PK	5.1136G	57.86	74.00	-16.14	53.82	3	Horizontal	32	1.42	-	32.80	5.86	34.62
AV	5.1496G	45.65	54.00	-8.35	41.61	3	Horizontal	32	1.42	-	32.80	5.87	34.63
PK	5.257G	113.89	Inf	-Inf	109.54	3	Horizontal	32	1.42	-	32.97	6.05	34.67
AV	5.2612G	101.26	Inf	-Inf	96.88	3	Horizontal	32	1.42	-	32.98	6.07	34.67
PK	5.3704G	60.12	74.00	-13.88	55.33	3	Horizontal	32	1.42	-	33.17	6.33	34.71
AV	5.3506G	46.45	54.00	-7.55	41.72	3	Horizontal	32	1.42	-	33.15	6.29	34.71

For EUT 2 / Radio 3 / External Ant.2_Non-Beamforming Mode

802.11ax HEW20_Nss1,(MCS0)_2TX

5300MHz_TX

07/07/2020

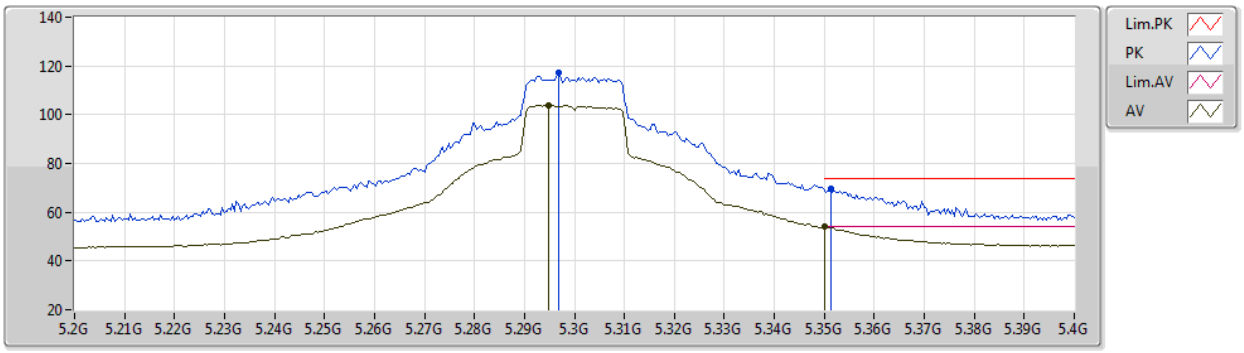

EUT Y_2TX
Setting 93
01-D-N-2-10

Type	Freq	Level	Limit	Margin	Raw	Dist	Condition	Azimuth	Height	Comment	AF	CL	PA
	(Hz)	(dBuV/m)	(dBuV/m)	(dB)	(dBuV)	(m)		(°)	(m)		(dB)	(dB)	(dB)
PK	5.2968G	117.09	Inf	-Inf	112.53	3	Vertical	335	1.74	-	33.09	6.16	34.69
AV	5.2948G	103.73	Inf	-Inf	99.18	3	Vertical	335	1.74	-	33.08	6.16	34.69
PK	5.3512G	69.71	74.00	-4.29	64.98	3	Vertical	335	1.74	-	33.15	6.29	34.71
AV	5.35G	53.92	54.00	-0.08	49.18	3	Vertical	335	1.74	-	33.15	6.29	34.70

For EUT 2 / Radio 3 / External Ant.2_Non-Beamforming Mode

802.11ax HEW20_Nss1,(MCS0)_2TX

5300MHz_TX

07/07/2020

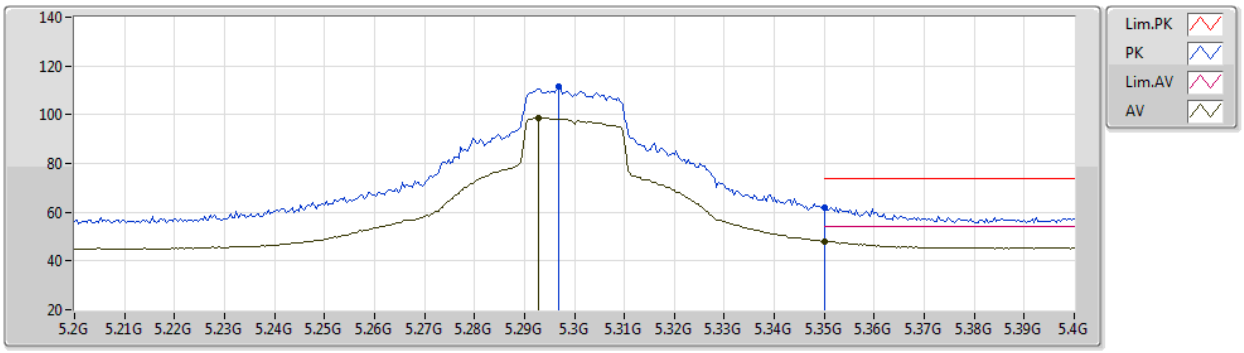

EUT Y_2TX
Setting 93
01-D-N-2-10

Type	Freq	Level	Limit	Margin	Raw	Dist	Condition	Azimuth	Height	Comment	AF	CL	PA
	(Hz)	(dBuV/m)	(dBuV/m)	(dB)	(dBuV)	(m)		(°)	(m)		(dB)	(dB)	(dB)
PK	5.2968G	111.59	Inf	-Inf	107.03	3	Horizontal	47	1.64	-	33.09	6.16	34.69
AV	5.2928G	98.74	Inf	-Inf	94.20	3	Horizontal	47	1.64	-	33.08	6.15	34.69
PK	5.35G	62.14	74.00	-11.86	57.40	3	Horizontal	47	1.64	-	33.15	6.29	34.70
AV	5.35G	47.96	54.00	-6.04	43.22	3	Horizontal	47	1.64	-	33.15	6.29	34.70

For EUT 2 / Radio 3 / External Ant.2_Non-Beamforming Mode

802.11ax HEW20_Nss1,(MCS0)_2TX

5320MHz_TX

07/07/2020

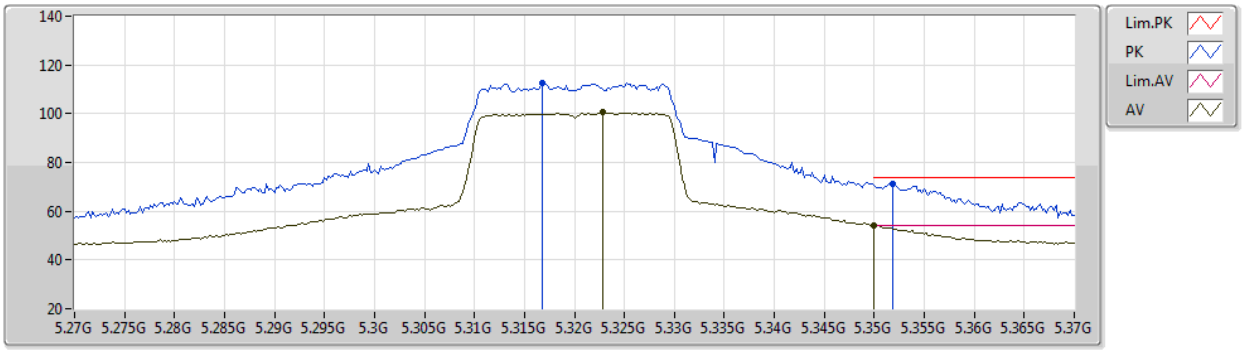

EUT Y_2TX
Setting 77
01-D-N-2-10

Type	Freq	Level	Limit	Margin	Raw	Dist	Condition	Azimuth	Height	Comment	AF	CL	PA
	(Hz)	(dBuV/m)	(dBuV/m)	(dB)	(dBuV)	(m)		(°)	(m)		(dB)	(dB)	(dB)
PK	5.3168G	112.56	Inf	-Inf	107.93	3	Vertical	334	1.72	-	33.12	6.21	34.70
AV	5.3228G	100.46	Inf	-Inf	95.82	3	Vertical	334	1.72	-	33.12	6.22	34.70
PK	5.3518G	71.24	74.00	-2.76	66.51	3	Vertical	334	1.72	-	33.15	6.29	34.71
AV	5.35G	53.97	54.00	-0.03	49.23	3	Vertical	334	1.72	-	33.15	6.29	34.70

For EUT 2 / Radio 3 / External Ant.2_Non-Beamforming Mode

802.11ax HEW20_Nss1,(MCS0)_2TX

5320MHz_TX

07/07/2020

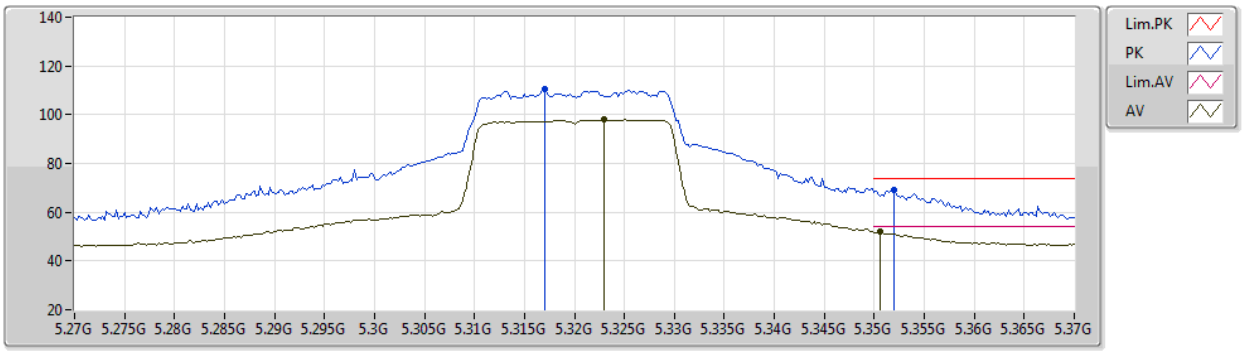

EUT Y_2TX
Setting 77
01-D-N-2-10

Type	Freq	Level	Limit	Margin	Raw	Dist	Condition	Azimuth	Height	Comment	AF	CL	PA
	(Hz)	(dBuV/m)	(dBuV/m)	(dB)	(dBuV)	(m)		(°)	(m)		(dB)	(dB)	(dB)
PK	5.317G	110.26	Inf	-Inf	105.63	3	Horizontal	12	1.00	-	33.12	6.21	34.70
AV	5.323G	98.19	Inf	-Inf	93.55	3	Horizontal	12	1.00	-	33.12	6.22	34.70
PK	5.352G	69.36	74.00	-4.64	64.63	3	Horizontal	12	1.00	-	33.15	6.29	34.71
AV	5.3506G	52.27	54.00	-1.73	47.54	3	Horizontal	12	1.00	-	33.15	6.29	34.71

For EUT 2 / Radio 3 / External Ant.2_Non-Beamforming Mode

802.11ax HEW20_Nss1,(MCS0)_2TX

5500MHz_TX

07/07/2020

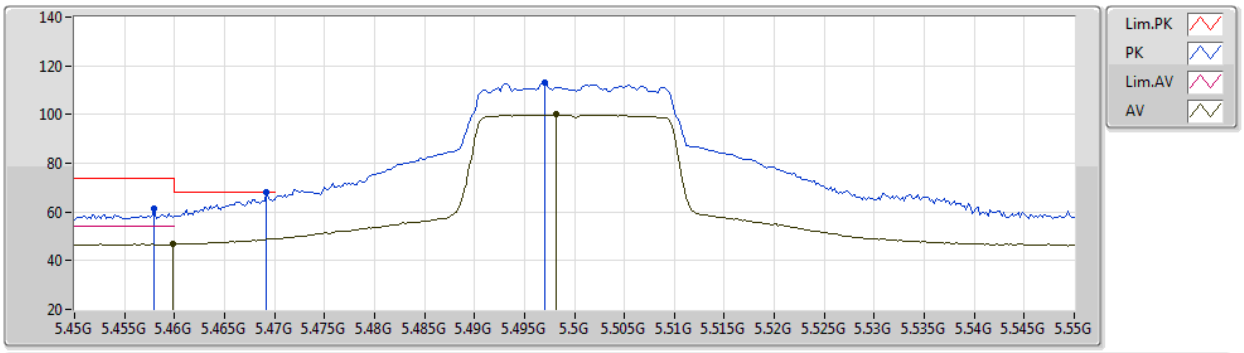

EUT Y_2TX
Setting 69
01-D-N-2-10

Type	Freq	Level	Limit	Margin	Raw	Dist	Condition	Azimuth	Height	Comment	AF	CL	PA
	(Hz)	(dBuV/m)	(dBuV/m)	(dB)	(dBuV)	(m)		(°)	(m)		(dB)	(dB)	(dB)
PK	5.458G	61.58	74.00	-12.42	56.40	3	Vertical	328	1.69	-	33.55	6.37	34.74
AV	5.4598G	46.87	54.00	-7.13	41.68	3	Vertical	328	1.69	-	33.56	6.37	34.74
PK	5.4692G	68.02	68.20	-0.18	62.78	3	Vertical	328	1.69	-	33.62	6.37	34.75
PK	5.497G	113.13	Inf	-Inf	107.76	3	Vertical	328	1.69	-	33.78	6.35	34.76
AV	5.4982G	99.94	Inf	-Inf	94.56	3	Vertical	328	1.69	-	33.79	6.35	34.76

For EUT 2 / Radio 3 / External Ant.2_Non-Beamforming Mode

802.11ax HEW20_Nss1,(MCS0)_2TX

5500MHz_TX

07/07/2020

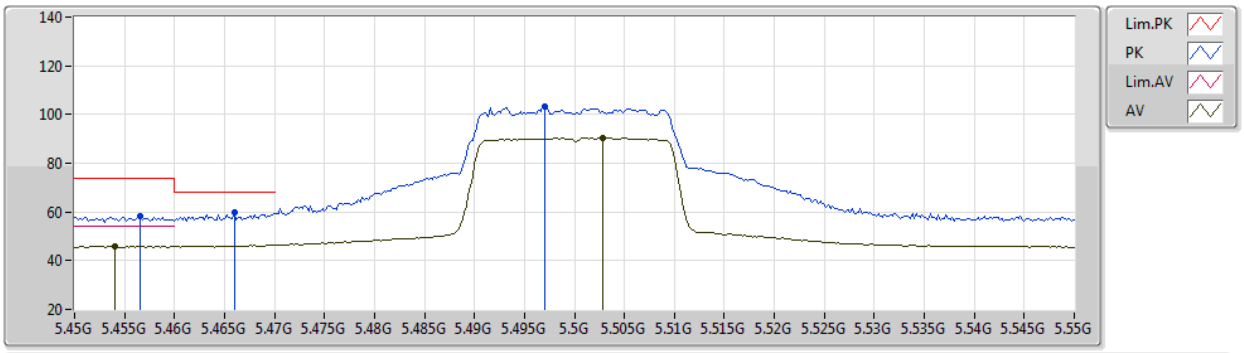

EUT Y_2TX
Setting 69
01-D-N-2-10

Type	Freq	Level	Limit	Margin	Raw	Dist	Condition	Azimuth	Height	Comment	AF	CL	PA
	(Hz)	(dBuV/m)	(dBuV/m)	(dB)	(dBuV)	(m)		(°)	(m)		(dB)	(dB)	(dB)
PK	5.4566G	58.04	74.00	-15.96	52.87	3	Horizontal	222	1.80	-	33.54	6.37	34.74
AV	5.454G	46.05	54.00	-7.95	40.90	3	Horizontal	222	1.80	-	33.52	6.37	34.74
PK	5.466G	59.87	68.20	-8.33	54.65	3	Horizontal	222	1.80	-	33.60	6.37	34.75
PK	5.497G	103.19	Inf	-Inf	97.82	3	Horizontal	222	1.80	-	33.78	6.35	34.76
AV	5.5028G	90.31	Inf	-Inf	84.91	3	Horizontal	222	1.80	-	33.81	6.35	34.76

For EUT 2 / Radio 3 / External Ant.2_Non-Beamforming Mode

802.11ax HEW20_Nss1,(MCS0)_2TX

5580MHz_TX

07/07/2020

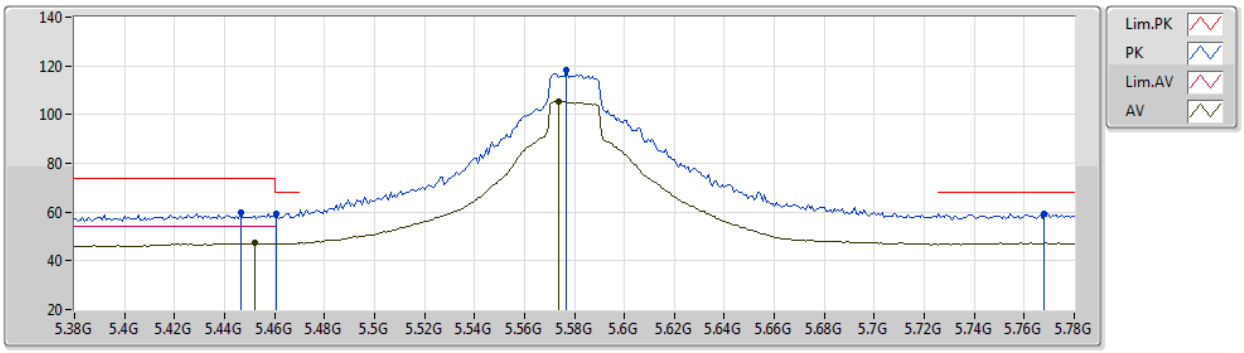

EUT Y_2TX
Setting 108
01-D-N-2-10

Type	Freq	Level	Limit	Margin	Raw	Dist	Condition	Azimuth	Height	Comment	AF	CL	PA
	(Hz)	(dBuV/m)	(dBuV/m)	(dB)	(dBuV)	(m)		(°)	(m)		(dB)	(dB)	(dB)
PK	5.4464G	59.65	74.00	-14.35	54.53	3	Vertical	324	1.80	-	33.48	6.38	34.74
AV	5.452G	47.18	54.00	-6.82	42.04	3	Vertical	324	1.80	-	33.51	6.37	34.74
PK	5.4608G	59.23	68.20	-8.97	54.04	3	Vertical	324	1.80	-	33.56	6.37	34.74
PK	5.5768G	118.03	Inf	-Inf	112.50	3	Vertical	324	1.80	-	33.95	6.31	34.73
AV	5.5736G	105.46	Inf	-Inf	99.93	3	Vertical	324	1.80	-	33.95	6.31	34.73
PK	5.768G	59.45	68.20	-8.75	53.53	3	Vertical	324	1.80	-	34.20	6.38	34.66

For EUT 2 / Radio 3 / External Ant.2_Non-Beamforming Mode

802.11ax HEW20_Nss1,(MCS0)_2TX

5580MHz_TX

07/07/2020

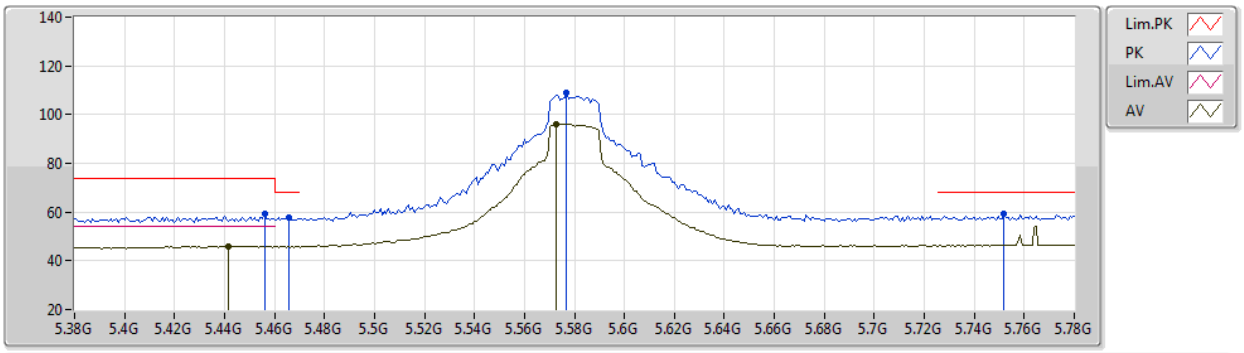

EUT Y_2TX
Setting 108
01-D-N-2-10

Type	Freq	Level	Limit	Margin	Raw	Dist	Condition	Azimuth	Height	Comment	AF	CL	PA
	(Hz)	(dBuV/m)	(dBuV/m)	(dB)	(dBuV)	(m)		(°)	(m)		(dB)	(dB)	(dB)
PK	5.456G	59.20	74.00	-14.80	54.03	3	Horizontal	222	2.25	-	33.54	6.37	34.74
AV	5.4416G	45.93	54.00	-8.07	40.84	3	Horizontal	222	2.25	-	33.45	6.38	34.74
PK	5.4656G	57.94	68.20	-10.26	52.73	3	Horizontal	222	2.25	-	33.59	6.37	34.75
PK	5.5768G	108.79	Inf	-Inf	103.26	3	Horizontal	222	2.25	-	33.95	6.31	34.73
AV	5.5728G	96.29	Inf	-Inf	90.76	3	Horizontal	222	2.25	-	33.95	6.31	34.73
PK	5.752G	59.56	68.20	-8.64	53.68	3	Horizontal	222	2.25	-	34.16	6.38	34.66

For EUT 2 / Radio 3 / External Ant.2_Non-Beamforming Mode

802.11ax HEW20_Nss1,(MCS0)_2TX

5700MHz_TX

07/07/2020

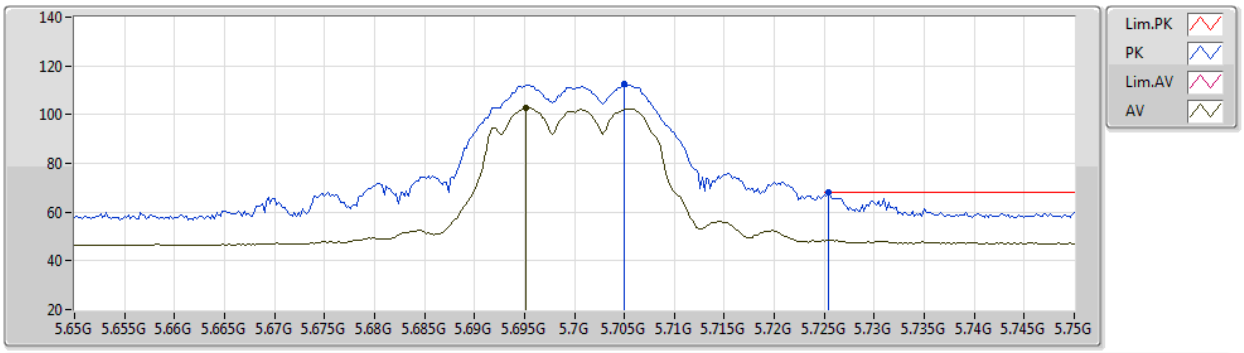

EUT Y_2TX
Setting 64
01-D-N-2-10

Type	Freq	Level	Limit	Margin	Raw	Dist	Condition	Azimuth	Height	Comment	AF	CL	PA
	(Hz)	(dBuV/m)	(dBuV/m)	(dB)	(dBuV)	(m)		(°)	(m)		(dB)	(dB)	(dB)
PK	5.705G	112.36	Inf	-Inf	106.67	3	Vertical	24	1.80	-	34.02	6.35	34.68
AV	5.6952G	102.82	Inf	-Inf	97.15	3	Vertical	24	1.80	-	34.00	6.35	34.68
PK	5.7254G	67.99	68.20	-0.21	62.22	3	Vertical	24	1.80	-	34.08	6.36	34.67

For EUT 2 / Radio 3 / External Ant.2_Non-Beamforming Mode

802.11ax HEW20_Nss1,(MCS0)_2TX

5700MHz_TX

07/07/2020

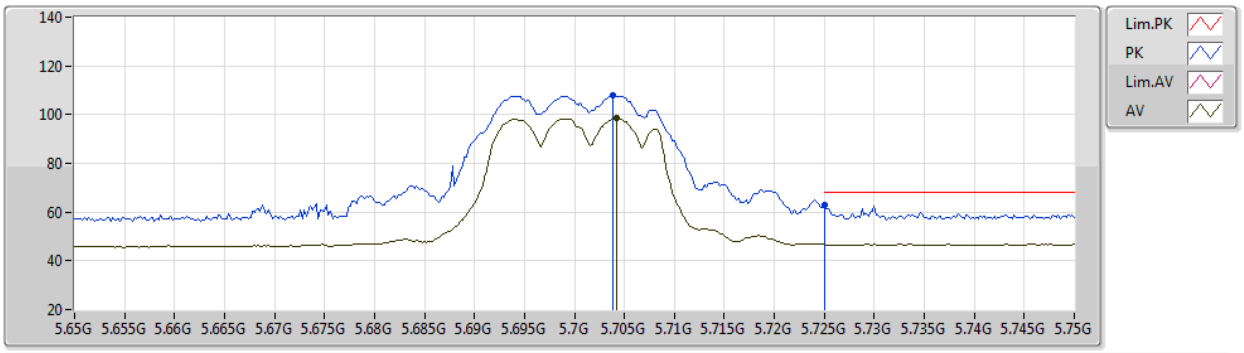

EUT Y_2TX
Setting 64
01-D-N-2-10

Type	Freq	Level	Limit	Margin	Raw	Dist	Condition	Azimuth	Height	Comment	AF	CL	PA
	(Hz)	(dBuV/m)	(dBuV/m)	(dB)	(dBuV)	(m)		(°)	(m)		(dB)	(dB)	(dB)
PK	5.7038G	107.94	Inf	-Inf	102.26	3	Horizontal	17	1.00	-	34.01	6.35	34.68
AV	5.7042G	98.65	Inf	-Inf	92.97	3	Horizontal	17	1.00	-	34.01	6.35	34.68
PK	5.725G	62.80	68.20	-5.40	57.03	3	Horizontal	17	1.00	-	34.08	6.36	34.67

For EUT 2 / Radio 3 / External Ant.2_Non-Beamforming Mode

802.11ax HEW20_Nss1,(MCS0)_2TX

5720MHz Straddle 5.47-5.725GHz_TX

07/07/2020

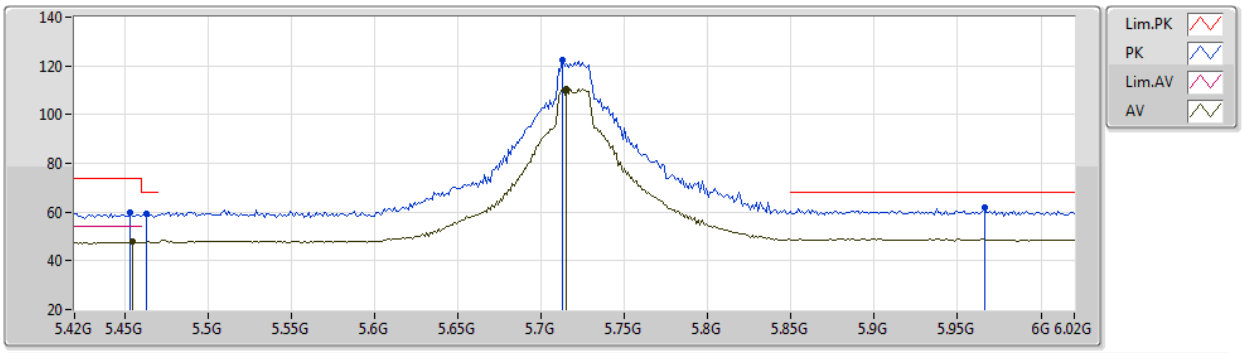

EUT Y_2TX
Setting 108
01-D-N-2-10

Type	Freq	Level	Limit	Margin	Raw	Dist	Condition	Azimuth	Height	Comment	AF	CL	PA
	(Hz)	(dBuV/m)	(dBuV/m)	(dB)	(dBuV)	(m)		(°)	(m)		(dB)	(dB)	(dB)
PK	5.4536G	59.94	74.00	-14.06	54.79	3	Vertical	28	1.80	-	33.52	6.37	34.74
AV	5.4548G	47.74	54.00	-6.26	42.58	3	Vertical	28	1.80	-	33.53	6.37	34.74
PK	5.4632G	59.37	68.20	-8.83	54.17	3	Vertical	28	1.80	-	33.58	6.37	34.75
PK	5.7128G	122.20	Inf	-Inf	116.48	3	Vertical	28	1.80	-	34.04	6.36	34.68
AV	5.7152G	110.67	Inf	-Inf	104.94	3	Vertical	28	1.80	-	34.05	6.36	34.68
PK	5.966G	61.67	68.20	-6.53	54.64	3	Vertical	28	1.80	-	35.13	6.48	34.58

For EUT 2 / Radio 3 / External Ant.2_Non-Beamforming Mode

802.11ax HEW20_Nss1,(MCS0)_2TX

5720MHz Straddle 5.47-5.725GHz_TX

07/07/2020

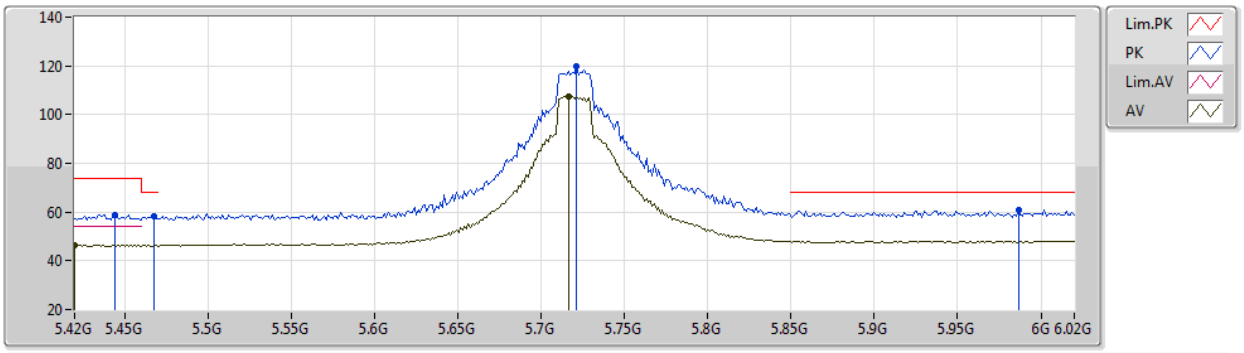

EUT Y_2TX
Setting 108
01-D-N-2-10

Type	Freq	Level	Limit	Margin	Raw	Dist	Condition	Azimuth	Height	Comment	AF	CL	PA
	(Hz)	(dBuV/m)	(dBuV/m)	(dB)	(dBuV)	(m)		(°)	(m)		(dB)	(dB)	(dB)
PK	5.444G	58.98	74.00	-15.02	53.88	3	Horizontal	327	2.88	-	33.46	6.38	34.74
AV	5.42G	46.56	54.00	-7.44	41.58	3	Horizontal	327	2.88	-	33.32	6.39	34.73
PK	5.468G	58.14	68.20	-10.06	52.91	3	Horizontal	327	2.88	-	33.61	6.37	34.75
PK	5.7212G	119.62	Inf	-Inf	113.87	3	Horizontal	327	2.88	-	34.06	6.36	34.67
AV	5.7164G	107.52	Inf	-Inf	101.79	3	Horizontal	327	2.88	-	34.05	6.36	34.68
PK	5.9864G	60.95	68.20	-7.25	53.81	3	Horizontal	327	2.88	-	35.23	6.49	34.58

For EUT 2 / Radio 3 / External Ant.2_Non-Beamforming Mode

802.11ax HEW40_Nss1,(MCS0)_2TX

5270MHz_TX

07/07/2020

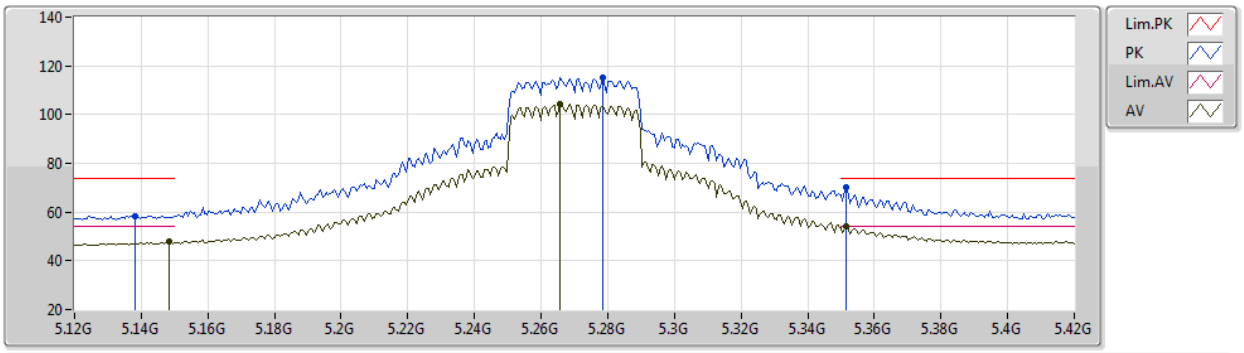

EUT Y_2TX
Setting 84
01-D-N-2-10

Type	Freq	Level	Limit	Margin	Raw	Dist	Condition	Azimuth	Height	Comment	AF	CL	PA
	(Hz)	(dBuV/m)	(dBuV/m)	(dB)	(dBuV)	(m)		(°)	(m)		(dB)	(dB)	(dB)
PK	5.138G	58.49	74.00	-15.51	54.45	3	Vertical	323	1.65	-	32.80	5.87	34.63
AV	5.1482G	47.91	54.00	-6.09	43.87	3	Vertical	323	1.65	-	32.80	5.87	34.63
PK	5.2784G	115.20	Inf	-Inf	110.73	3	Vertical	323	1.65	-	33.04	6.11	34.68
AV	5.2658G	104.11	Inf	-Inf	99.71	3	Vertical	323	1.65	-	33.00	6.08	34.68
PK	5.3516G	70.20	74.00	-3.80	65.47	3	Vertical	323	1.65	-	33.15	6.29	34.71
AV	5.3516G	53.88	54.00	-0.12	49.15	3	Vertical	323	1.65	-	33.15	6.29	34.71

For EUT 2 / Radio 3 / External Ant.2_Non-Beamforming Mode

802.11ax HEW40_Nss1,(MCS0)_2TX

5270MHz_TX

07/07/2020

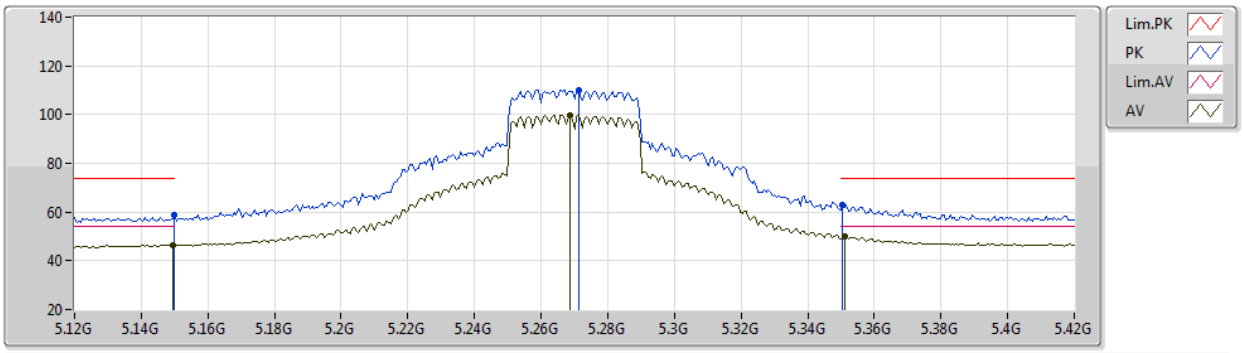

EUT Y_2TX
Setting 84
01-D-N-2-10

Type	Freq	Level	Limit	Margin	Raw	Dist	Condition	Azimuth	Height	Comment	AF	CL	PA
	(Hz)	(dBuV/m)	(dBuV/m)	(dB)	(dBuV)	(m)		(°)	(m)		(dB)	(dB)	(dB)
PK	5.15G	58.58	74.00	-15.42	54.54	3	Horizontal	314	2.20	-	32.80	5.87	34.63
AV	5.1494G	46.40	54.00	-7.60	42.36	3	Horizontal	314	2.20	-	32.80	5.87	34.63
PK	5.2712G	110.25	Inf	-Inf	105.83	3	Horizontal	314	2.20	-	33.01	6.09	34.68
AV	5.2688G	99.73	Inf	-Inf	95.31	3	Horizontal	314	2.20	-	33.01	6.09	34.68
PK	5.3504G	63.04	74.00	-10.96	58.31	3	Horizontal	314	2.20	-	33.15	6.29	34.71
AV	5.351G	50.01	54.00	-3.99	45.28	3	Horizontal	314	2.20	-	33.15	6.29	34.71

For EUT 2 / Radio 3 / External Ant.2_Non-Beamforming Mode

802.11ax HEW40_Nss1,(MCS0)_2TX

5310MHz_TX

07/07/2020

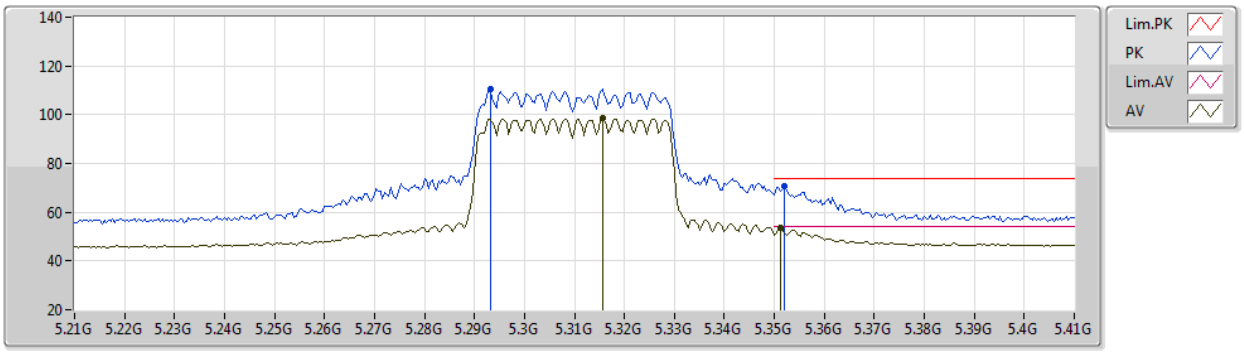

EUT Y_2TX
Setting 64
01-D-N-2-10

Type	Freq	Level	Limit	Margin	Raw	Dist	Condition	Azimuth	Height	Comment	AF	CL	PA
	(Hz)	(dBuV/m)	(dBuV/m)	(dB)	(dBuV)	(m)		(°)	(m)		(dB)	(dB)	(dB)
PK	5.2932G	110.63	Inf	-Inf	106.09	3	Vertical	14	1.60	-	33.08	6.15	34.69
AV	5.3156G	98.46	Inf	-Inf	93.82	3	Vertical	14	1.60	-	33.12	6.21	34.69
PK	5.352G	70.50	74.00	-3.50	65.77	3	Vertical	14	1.60	-	33.15	6.29	34.71
AV	5.3512G	53.76	54.00	-0.24	49.03	3	Vertical	14	1.60	-	33.15	6.29	34.71

For EUT 2 / Radio 3 / External Ant.2_Non-Beamforming Mode

802.11ax HEW40_Nss1,(MCS0)_2TX

5310MHz_TX

07/07/2020

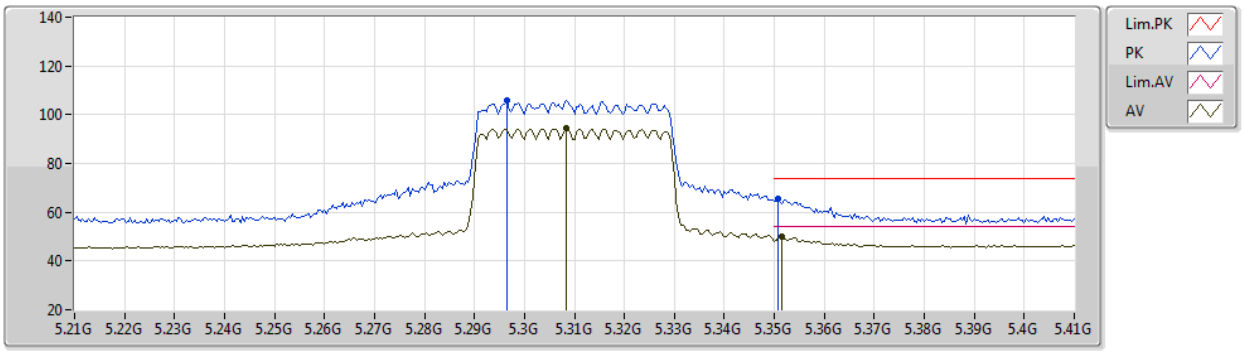

EUT Y_2TX
Setting 64
01-D-N-2-10

Type	Freq	Level	Limit	Margin	Raw	Dist	Condition	Azimuth	Height	Comment	AF	CL	PA
	(Hz)	(dBuV/m)	(dBuV/m)	(dB)	(dBuV)	(m)		(°)	(m)		(dB)	(dB)	(dB)
PK	5.2964G	106.00	Inf	-Inf	101.44	3	Horizontal	312	2.15	-	33.09	6.16	34.69
AV	5.3084G	94.39	Inf	-Inf	89.78	3	Horizontal	312	2.15	-	33.11	6.19	34.69
PK	5.3508G	65.65	74.00	-8.35	60.92	3	Horizontal	312	2.15	-	33.15	6.29	34.71
AV	5.3516G	49.82	54.00	-4.18	45.09	3	Horizontal	312	2.15	-	33.15	6.29	34.71

For EUT 2 / Radio 3 / External Ant.2_Non-Beamforming Mode

802.11ax HEW40_Nss1,(MCS0)_2TX

5510MHz_TX

07/07/2020

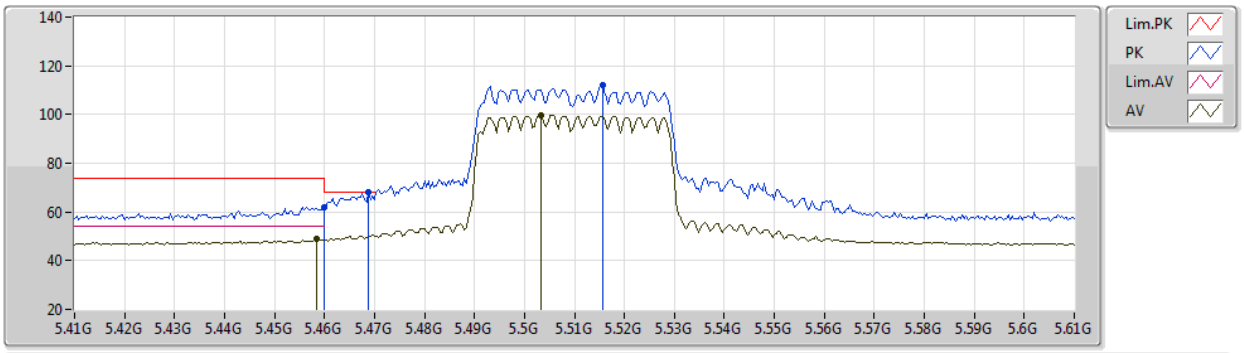

EUT Y_2TX
Setting 60
01-D-N-2-10

Type	Freq	Level	Limit	Margin	Raw	Dist	Condition	Azimuth	Height	Comment	AF	CL	PA
	(Hz)	(dBuV/m)	(dBuV/m)	(dB)	(dBuV)	(m)		(°)	(m)		(dB)	(dB)	(dB)
PK	5.46G	62.13	74.00	-11.87	56.94	3	Vertical	20	1.80	-	33.56	6.37	34.74
AV	5.4584G	49.22	54.00	-4.78	44.04	3	Vertical	20	1.80	-	33.55	6.37	34.74
PK	5.4688G	68.16	68.20	-0.04	62.93	3	Vertical	20	1.80	-	33.61	6.37	34.75
PK	5.5156G	112.04	Inf	-Inf	106.62	3	Vertical	20	1.80	-	33.83	6.34	34.75
AV	5.5032G	99.80	Inf	-Inf	94.40	3	Vertical	20	1.80	-	33.81	6.35	34.76

For EUT 2 / Radio 3 / External Ant.2_Non-Beamforming Mode

802.11ax HEW40_Nss1,(MCS0)_2TX

5510MHz_TX

07/07/2020

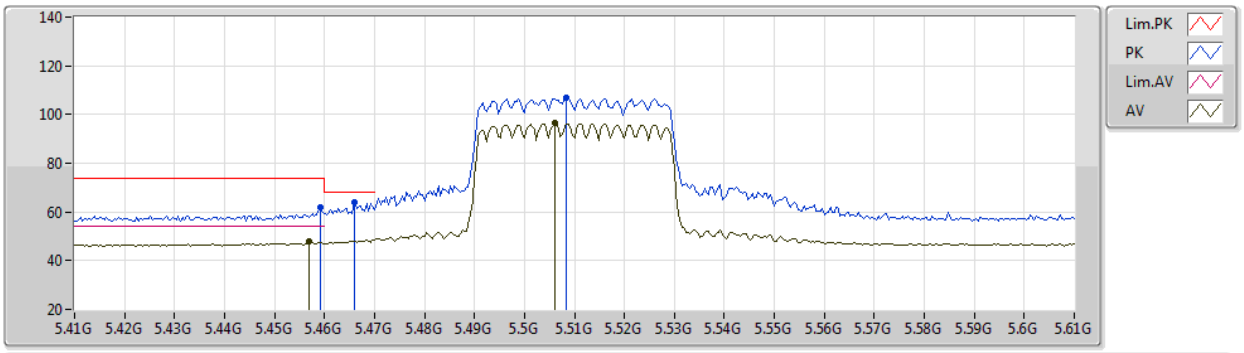

EUT Y_2TX
Setting 60
01-D-N-2-10

Type	Freq	Level	Limit	Margin	Raw	Dist	Condition	Azimuth	Height	Comment	AF	CL	PA
	(Hz)	(dBuV/m)	(dBuV/m)	(dB)	(dBuV)	(m)		(°)	(m)		(dB)	(dB)	(dB)
PK	5.4592G	62.12	74.00	-11.88	56.93	3	Horizontal	335	2.89	-	33.56	6.37	34.74
AV	5.4568G	47.74	54.00	-6.26	42.57	3	Horizontal	335	2.89	-	33.54	6.37	34.74
PK	5.466G	63.83	68.20	-4.37	58.61	3	Horizontal	335	2.89	-	33.60	6.37	34.75
PK	5.5084G	107.05	Inf	-Inf	101.64	3	Horizontal	335	2.89	-	33.82	6.35	34.76
AV	5.506G	96.31	Inf	-Inf	90.91	3	Horizontal	335	2.89	-	33.81	6.35	34.76

For EUT 2 / Radio 3 / External Ant.2_Non-Beamforming Mode

802.11ax HEW40_Nss1,(MCS0)_2TX

5550MHz_TX

07/07/2020

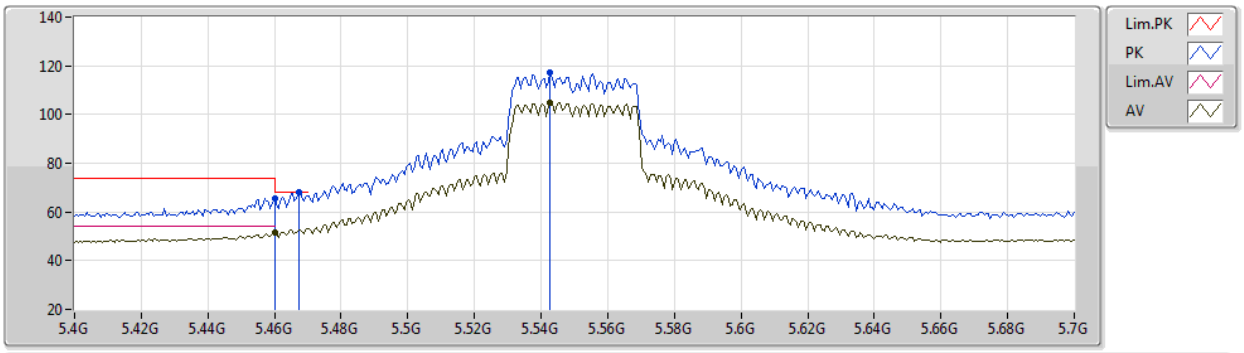

EUT Y_2TX
Setting 79
01-D-N-2-10

Type	Freq	Level	Limit	Margin	Raw	Dist	Condition	Azimuth	Height	Comment	AF	CL	PA
	(Hz)	(dBuV/m)	(dBuV/m)	(dB)	(dBuV)	(m)		(°)	(m)		(dB)	(dB)	(dB)
PK	5.46G	65.36	74.00	-8.64	60.17	3	Vertical	21	1.80	-	33.56	6.37	34.74
AV	5.46G	51.31	54.00	-2.69	46.12	3	Vertical	21	1.80	-	33.56	6.37	34.74
PK	5.4672G	68.18	68.20	-0.02	62.96	3	Vertical	21	1.80	-	33.60	6.37	34.75
PK	5.5428G	117.10	Inf	-Inf	111.62	3	Vertical	21	1.80	-	33.89	6.33	34.74
AV	5.5428G	104.85	Inf	-Inf	99.37	3	Vertical	21	1.80	-	33.89	6.33	34.74

For EUT 2 / Radio 3 / External Ant.2_Non-Beamforming Mode

802.11ax HEW40_Nss1,(MCS0)_2TX

5550MHz_TX

07/07/2020

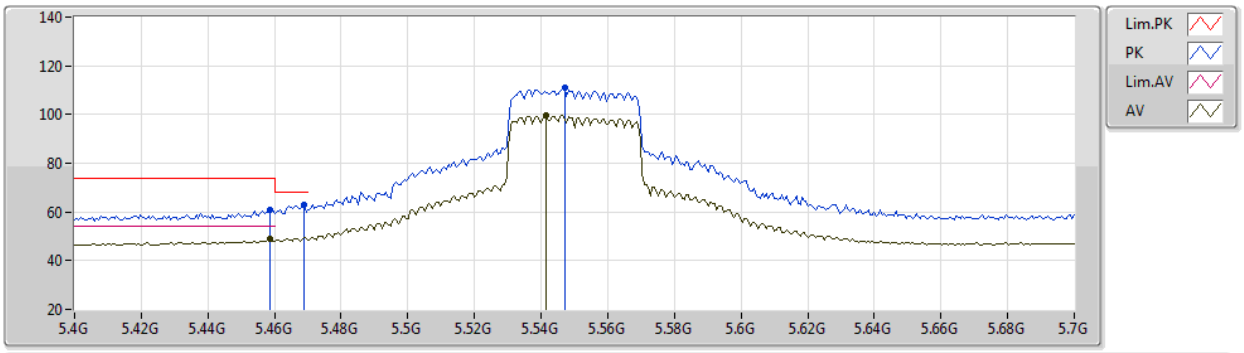

EUT Y_2TX
Setting 79
01-D-N-2-10

Type	Freq	Level	Limit	Margin	Raw	Dist	Condition	Azimuth	Height	Comment	AF	CL	PA
	(Hz)	(dBuV/m)	(dBuV/m)	(dB)	(dBuV)	(m)		(°)	(m)		(dB)	(dB)	(dB)
PK	5.4588G	60.74	74.00	-13.26	55.56	3	Horizontal	310	2.84	-	33.55	6.37	34.74
AV	5.4588G	49.17	54.00	-4.83	43.99	3	Horizontal	310	2.84	-	33.55	6.37	34.74
PK	5.469G	63.09	68.20	-5.11	57.86	3	Horizontal	310	2.84	-	33.61	6.37	34.75
PK	5.547G	111.28	Inf	-Inf	105.80	3	Horizontal	310	2.84	-	33.89	6.33	34.74
AV	5.5416G	99.58	Inf	-Inf	94.11	3	Horizontal	310	2.84	-	33.88	6.33	34.74

For EUT 2 / Radio 3 / External Ant.2_Non-Beamforming Mode

802.11ax HEW40_Nss1,(MCS0)_2TX

5670MHz_TX

07/07/2020

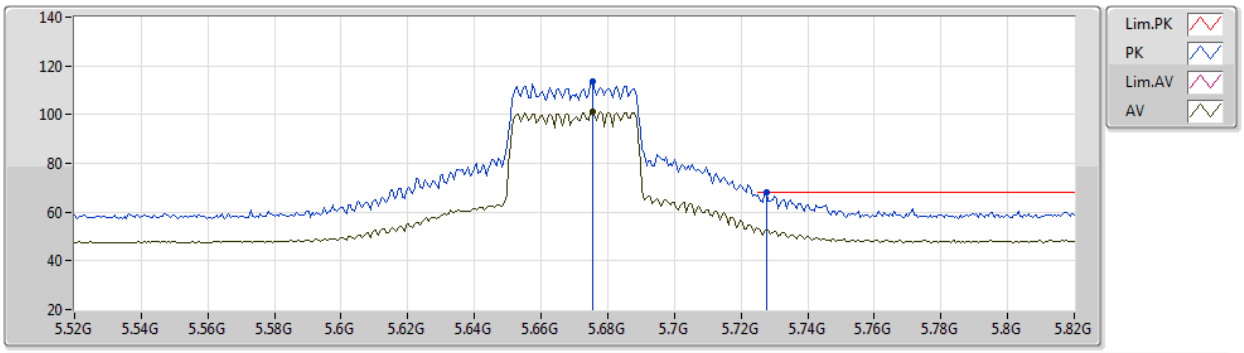

EUT Y_2TX
Setting 74
01-D-L-2-10

Type	Freq	Level	Limit	Margin	Raw	Dist	Condition	Azimuth	Height	Comment	AF	CL	PA
	(Hz)	(dBuV/m)	(dBuV/m)	(dB)	(dBuV)	(m)		(°)	(m)		(dB)	(dB)	(dB)
PK	5.6754G	113.45	Inf	-Inf	107.80	3	Vertical	24	1.72	-	34.00	6.34	34.69
AV	5.6754G	101.45	Inf	-Inf	95.80	3	Vertical	24	1.72	-	34.00	6.34	34.69
PK	5.7276G	67.97	68.20	-0.23	62.20	3	Vertical	24	1.72	-	34.08	6.36	34.67

For EUT 2 / Radio 3 / External Ant.2_Non-Beamforming Mode

802.11ax HEW40_Nss1,(MCS0)_2TX

5670MHz_TX

07/07/2020

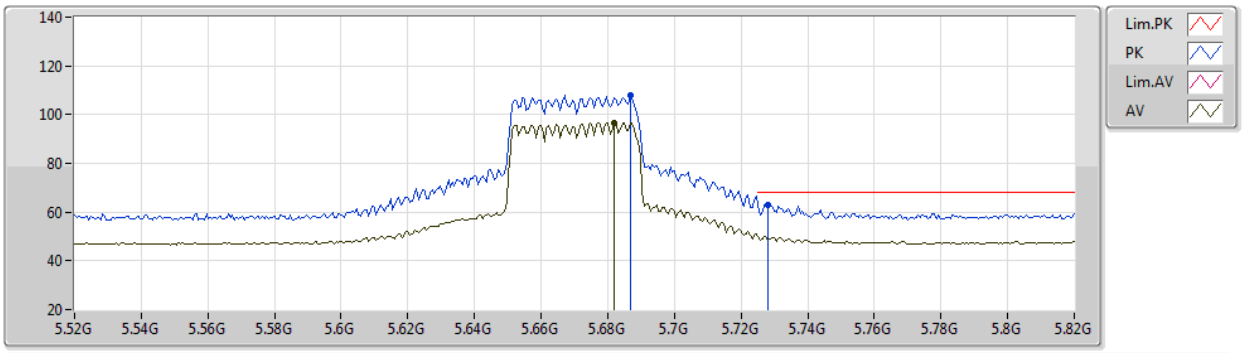

EUT Y_2TX
Setting 74
01-D-L-2-10

Type	Freq	Level	Limit	Margin	Raw	Dist	Condition	Azimuth	Height	Comment	AF	CL	PA
	(Hz)	(dBuV/m)	(dBuV/m)	(dB)	(dBuV)	(m)		(°)	(m)		(dB)	(dB)	(dB)
PK	5.6868G	107.97	Inf	-Inf	102.32	3	Horizontal	16	1.02	-	34.00	6.34	34.69
AV	5.682G	96.69	Inf	-Inf	91.04	3	Horizontal	16	1.02	-	34.00	6.34	34.69
PK	5.7282G	62.90	68.20	-5.30	57.13	3	Horizontal	16	1.02	-	34.08	6.36	34.67

For EUT 2 / Radio 3 / External Ant.2_Non-Beamforming Mode

802.11ax HEW40_Nss1,(MCS0)_2TX

5710MHz Straddle 5.47-5.725GHz_TX

07/07/2020

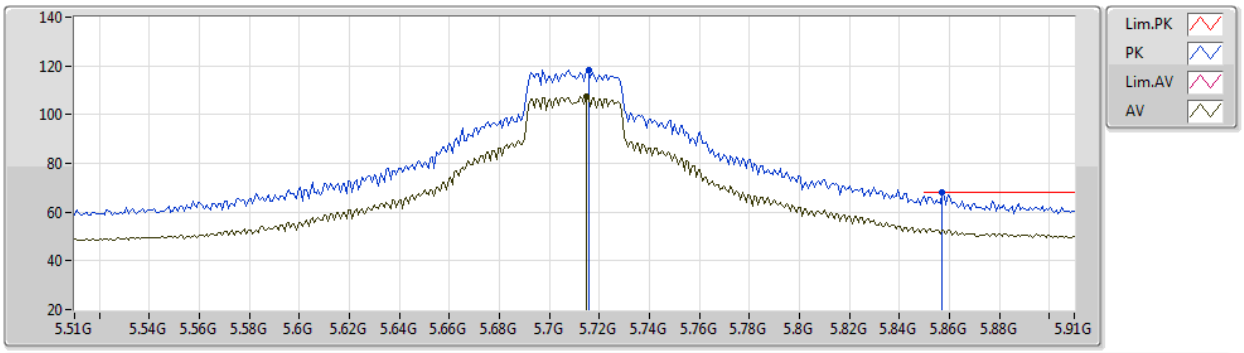

EUT Y_2TX
Setting 101
01-D-L-2-10

Type	Freq	Level	Limit	Margin	Raw	Dist	Condition	Azimuth	Height	Comment	AF	CL	PA
	(Hz)	(dBuV/m)	(dBuV/m)	(dB)	(dBuV)	(m)		(°)	(m)		(dB)	(dB)	(dB)
PK	5.7156G	118.31	Inf	-Inf	112.58	3	Vertical	23	1.69	-	34.05	6.36	34.68
AV	5.7148G	107.53	Inf	-Inf	101.81	3	Vertical	23	1.69	-	34.04	6.36	34.68
PK	5.8572G	67.98	68.20	-0.22	61.59	3	Vertical	23	1.69	-	34.59	6.43	34.63

For EUT 2 / Radio 3 / External Ant.2_Non-Beamforming Mode

802.11ax HEW40_Nss1,(MCS0)_2TX

5710MHz Straddle 5.47-5.725GHz_TX

07/07/2020

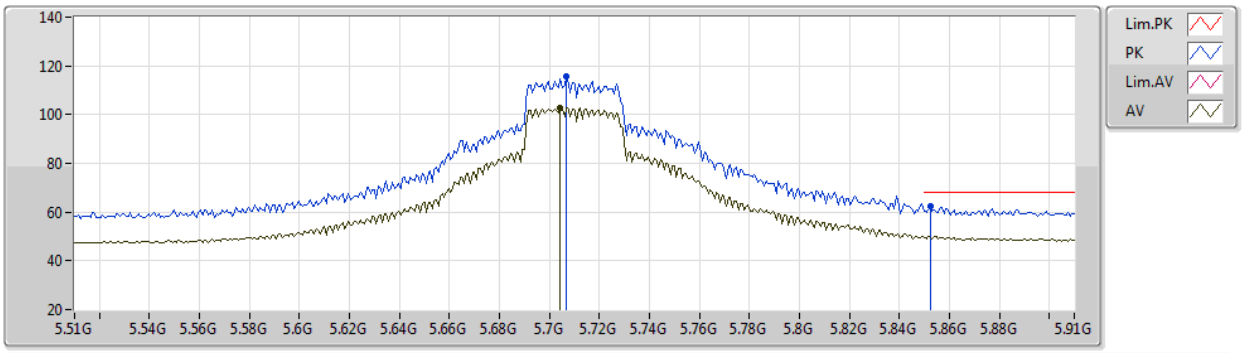

EUT Y_2TX
Setting 101
01-D-L-2-10

Type	Freq	Level	Limit	Margin	Raw	Dist	Condition	Azimuth	Height	Comment	AF	CL	PA
	(Hz)	(dBuV/m)	(dBuV/m)	(dB)	(dBuV)	(m)		(°)	(m)		(dB)	(dB)	(dB)
PK	5.7068G	115.46	Inf	-Inf	109.77	3	Horizontal	20	1.00	-	34.02	6.35	34.68
AV	5.7044G	102.77	Inf	-Inf	97.09	3	Horizontal	20	1.00	-	34.01	6.35	34.68
PK	5.8524G	62.31	68.20	-5.89	55.95	3	Horizontal	20	1.00	-	34.56	6.43	34.63

For EUT 2 / Radio 3 / External Ant.2_Non-Beamforming Mode

802.11ax HEW80_Nss1,(MCS0)_2TX

5290MHz_TX

07/07/2020

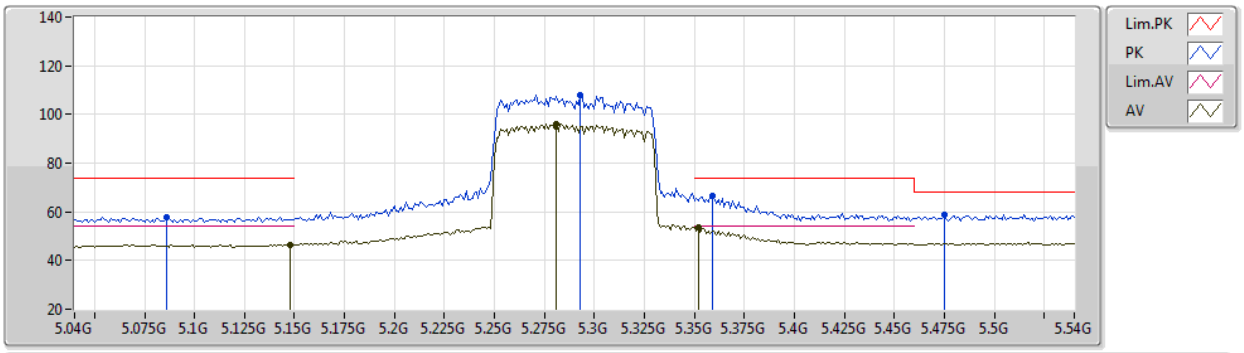

EUT Y_2TX
Setting 66
01-D-L-2-10

Type	Freq	Level	Limit	Margin	Raw	Dist	Condition	Azimuth	Height	Comment	AF	CL	PA
	(Hz)	(dBuV/m)	(dBuV/m)	(dB)	(dBuV)	(m)		(°)	(m)		(dB)	(dB)	(dB)
PK	5.086G	58.00	74.00	-16.00	53.96	3	Vertical	323	1.72	-	32.81	5.84	34.61
AV	5.148G	46.52	54.00	-7.48	42.48	3	Vertical	323	1.72	-	32.80	5.87	34.63
PK	5.293G	107.94	Inf	-Inf	103.40	3	Vertical	323	1.72	-	33.08	6.15	34.69
AV	5.281G	95.97	Inf	-Inf	91.49	3	Vertical	323	1.72	-	33.04	6.12	34.68
PK	5.359G	66.79	74.00	-7.21	62.03	3	Vertical	323	1.72	-	33.16	6.31	34.71
AV	5.352G	53.79	54.00	-0.21	49.06	3	Vertical	323	1.72	-	33.15	6.29	34.71
PK	5.475G	58.70	68.20	-9.50	53.44	3	Vertical	323	1.72	-	33.65	6.36	34.75

For EUT 2 / Radio 3 / External Ant.2_Non-Beamforming Mode

802.11ax HEW80_Nss1,(MCS0)_2TX

5290MHz_TX

07/07/2020

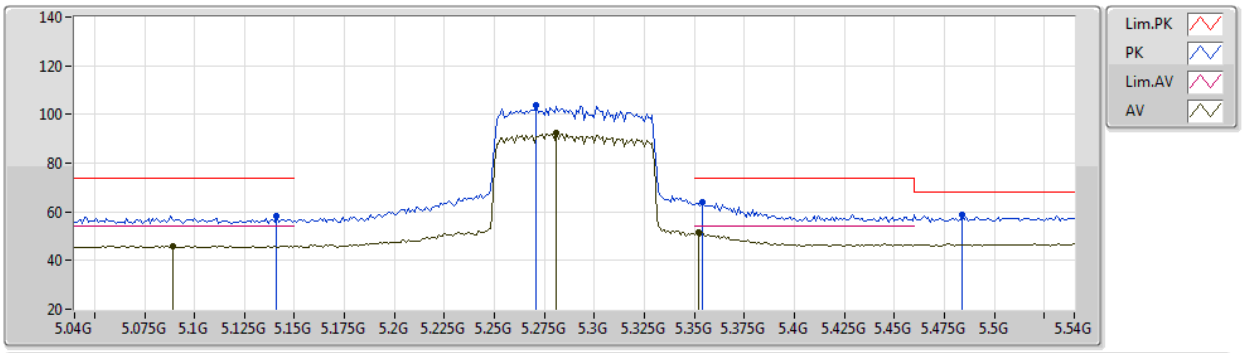

EUT Y_2TX
Setting 66
01-D-L-2-10

Type	Freq	Level	Limit	Margin	Raw	Dist	Condition	Azimuth	Height	Comment	AF	CL	PA
	(Hz)	(dBuV/m)	(dBuV/m)	(dB)	(dBuV)	(m)		(°)	(m)		(dB)	(dB)	(dB)
PK	5.141G	58.27	74.00	-15.73	54.23	3	Horizontal	312	2.15	-	32.80	5.87	34.63
AV	5.089G	45.97	54.00	-8.03	41.94	3	Horizontal	312	2.15	-	32.81	5.84	34.62
PK	5.271G	103.57	Inf	-Inf	99.15	3	Horizontal	312	2.15	-	33.01	6.09	34.68
AV	5.281G	92.59	Inf	-Inf	88.11	3	Horizontal	312	2.15	-	33.04	6.12	34.68
PK	5.354G	64.21	74.00	-9.79	59.48	3	Horizontal	312	2.15	-	33.15	6.29	34.71
AV	5.352G	51.51	54.00	-2.49	46.78	3	Horizontal	312	2.15	-	33.15	6.29	34.71
PK	5.484G	58.86	68.20	-9.34	53.55	3	Horizontal	312	2.15	-	33.70	6.36	34.75

For EUT 2 / Radio 3 / External Ant.2_Non-Beamforming Mode

802.11ax HEW80_Nss1,(MCS0)_2TX

5530MHz_TX

07/07/2020

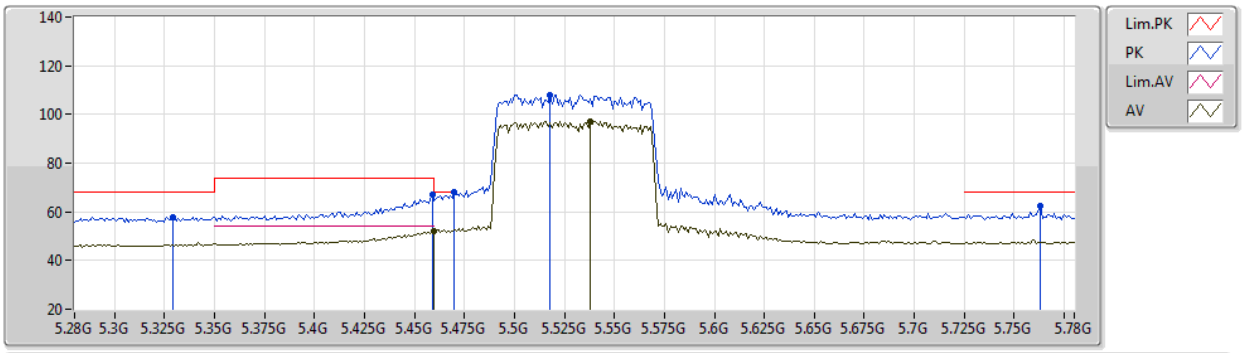

EUT Y_2TX
Setting 63
01-D-L-2-10

Type	Freq	Level	Limit	Margin	Raw	Dist	Condition	Azimuth	Height	Comment	AF	CL	PA
	(Hz)	(dBuV/m)	(dBuV/m)	(dB)	(dBuV)	(m)		(°)	(m)		(dB)	(dB)	(dB)
PK	5.329G	57.84	68.20	-10.36	53.17	3	Vertical	20	1.79	-	33.13	6.24	34.70
PK	5.459G	67.01	74.00	-6.99	61.83	3	Vertical	20	1.79	-	33.55	6.37	34.74
AV	5.46G	51.97	54.00	-2.03	46.78	3	Vertical	20	1.79	-	33.56	6.37	34.74
PK	5.47G	67.99	68.20	-0.21	62.76	3	Vertical	20	1.79	-	33.62	6.36	34.75
PK	5.518G	108.18	Inf	-Inf	102.75	3	Vertical	20	1.79	-	33.84	6.34	34.75
AV	5.538G	97.15	Inf	-Inf	91.68	3	Vertical	20	1.79	-	33.88	6.33	34.74
PK	5.763G	62.41	68.20	-5.79	56.50	3	Vertical	20	1.79	-	34.19	6.38	34.66

For EUT 2 / Radio 3 / External Ant.2_Non-Beamforming Mode

802.11ax HEW80_Nss1,(MCS0)_2TX

5530MHz_TX

07/07/2020

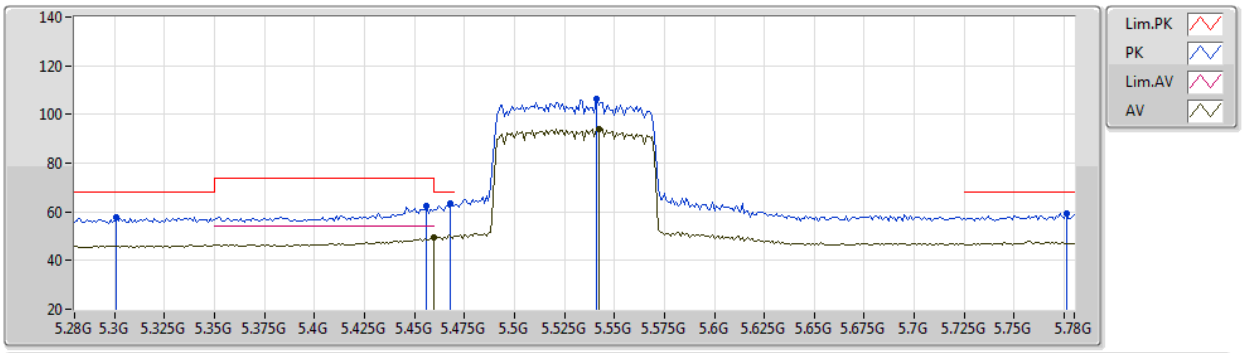

EUT Y_2TX
Setting 63
01-D-L-2-10

Type	Freq	Level	Limit	Margin	Raw	Dist	Condition	Azimuth	Height	Comment	AF	CL	PA
	(Hz)	(dBuV/m)	(dBuV/m)	(dB)	(dBuV)	(m)		(°)	(m)		(dB)	(dB)	(dB)
PK	5.301G	57.74	68.20	-10.46	53.16	3	Horizontal	335	2.89	-	33.10	6.17	34.69
PK	5.456G	62.40	74.00	-11.60	57.23	3	Horizontal	335	2.89	-	33.54	6.37	34.74
AV	5.46G	49.23	54.00	-4.77	44.04	3	Horizontal	335	2.89	-	33.56	6.37	34.74
PK	5.468G	63.45	68.20	-4.75	58.22	3	Horizontal	335	2.89	-	33.61	6.37	34.75
PK	5.541G	106.43	Inf	-Inf	100.96	3	Horizontal	335	2.89	-	33.88	6.33	34.74
AV	5.542G	94.12	Inf	-Inf	88.65	3	Horizontal	335	2.89	-	33.88	6.33	34.74
PK	5.776G	59.31	68.20	-8.89	53.35	3	Horizontal	335	2.89	-	34.23	6.39	34.66

For EUT 2 / Radio 3 / External Ant.2_Non-Beamforming Mode

802.11ax HEW80_Nss1,(MCS0)_2TX

5610MHz_TX

07/07/2020

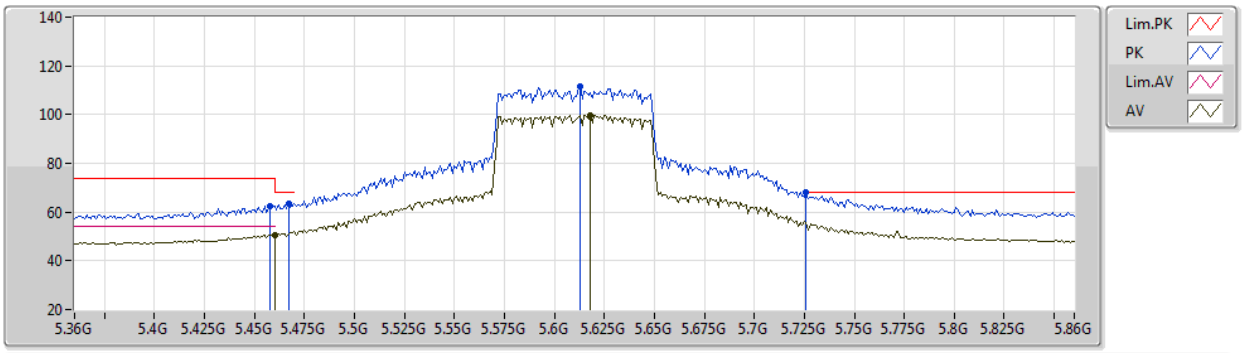

EUT Y_2TX
Setting 80
01-D-L-2-10

Type	Freq	Level	Limit	Margin	Raw	Dist	Condition	Azimuth	Height	Comment	AF	CL	PA
	(Hz)	(dBuV/m)	(dBuV/m)	(dB)	(dBuV)	(m)		(°)	(m)		(dB)	(dB)	(dB)
PK	5.458G	62.38	74.00	-11.62	57.20	3	Vertical	23	1.77	-	33.55	6.37	34.74
AV	5.46G	50.60	54.00	-3.40	45.41	3	Vertical	23	1.77	-	33.56	6.37	34.74
PK	5.467G	63.41	68.20	-4.79	58.19	3	Vertical	23	1.77	-	33.60	6.37	34.75
PK	5.613G	111.59	Inf	-Inf	105.99	3	Vertical	23	1.77	-	34.00	6.31	34.71
AV	5.618G	99.77	Inf	-Inf	94.17	3	Vertical	23	1.77	-	34.00	6.31	34.71
PK	5.726G	67.98	68.20	-0.22	62.21	3	Vertical	23	1.77	-	34.08	6.36	34.67

For EUT 2 / Radio 3 / External Ant.2_Non-Beamforming Mode

802.11ax HEW80_Nss1,(MCS0)_2TX

5610MHz_TX

07/07/2020

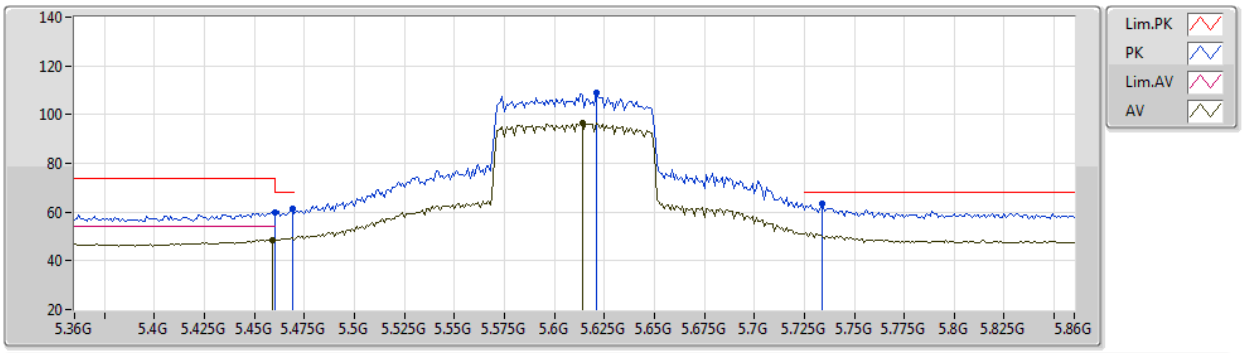

EUT Y_2TX
Setting 80
01-D-L-2-10

Type	Freq	Level	Limit	Margin	Raw	Dist	Condition	Azimuth	Height	Comment	AF	CL	PA
	(Hz)	(dBuV/m)	(dBuV/m)	(dB)	(dBuV)	(m)		(°)	(m)		(dB)	(dB)	(dB)
PK	5.46G	59.85	74.00	-14.15	54.66	3	Horizontal	338	3.00	-	33.56	6.37	34.74
AV	5.459G	48.61	54.00	-5.39	43.43	3	Horizontal	338	3.00	-	33.55	6.37	34.74
PK	5.469G	61.21	68.20	-6.99	55.98	3	Horizontal	338	3.00	-	33.61	6.37	34.75
PK	5.621G	108.89	Inf	-Inf	103.29	3	Horizontal	338	3.00	-	34.00	6.31	34.71
AV	5.614G	96.58	Inf	-Inf	90.98	3	Horizontal	338	3.00	-	34.00	6.31	34.71
PK	5.734G	63.64	68.20	-4.56	57.84	3	Horizontal	338	3.00	-	34.10	6.37	34.67

For EUT 2 / Radio 3 / External Ant.2_Non-Beamforming Mode

802.11ax HEW80_Nss1,(MCS0)_2TX

5690MHz Straddle 5.47-5.725GHz_TX

07/07/2020

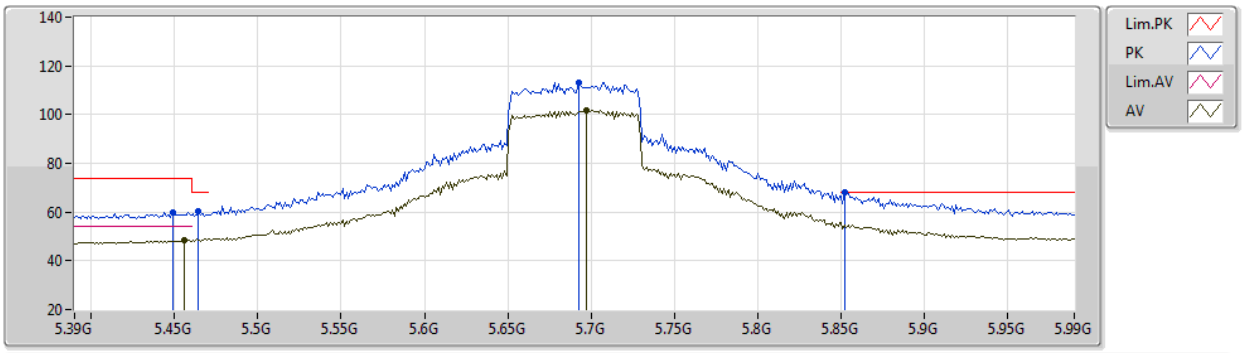

EUT Y_2TX
Setting 89
01-D-L-2-10

Type	Freq	Level	Limit	Margin	Raw	Dist	Condition	Azimuth	Height	Comment	AF	CL	PA
	(Hz)	(dBuV/m)	(dBuV/m)	(dB)	(dBuV)	(m)		(°)	(m)		(dB)	(dB)	(dB)
PK	5.4488G	60.06	74.00	-13.94	54.93	3	Vertical	26	1.80	-	33.49	6.38	34.74
AV	5.456G	48.60	54.00	-5.40	43.43	3	Vertical	26	1.80	-	33.54	6.37	34.74
PK	5.4644G	60.40	68.20	-7.80	55.19	3	Vertical	26	1.80	-	33.59	6.37	34.75
PK	5.6924G	113.08	Inf	-Inf	107.41	3	Vertical	26	1.80	-	34.00	6.35	34.68
AV	5.6972G	101.87	Inf	-Inf	96.20	3	Vertical	26	1.80	-	34.00	6.35	34.68
PK	5.852G	68.07	68.20	-0.13	61.71	3	Vertical	26	1.80	-	34.56	6.43	34.63

For EUT 2 / Radio 3 / External Ant.2_Non-Beamforming Mode

802.11ax HEW80_Nss1,(MCS0)_2TX

5690MHz Straddle 5.47-5.725GHz_TX

07/07/2020

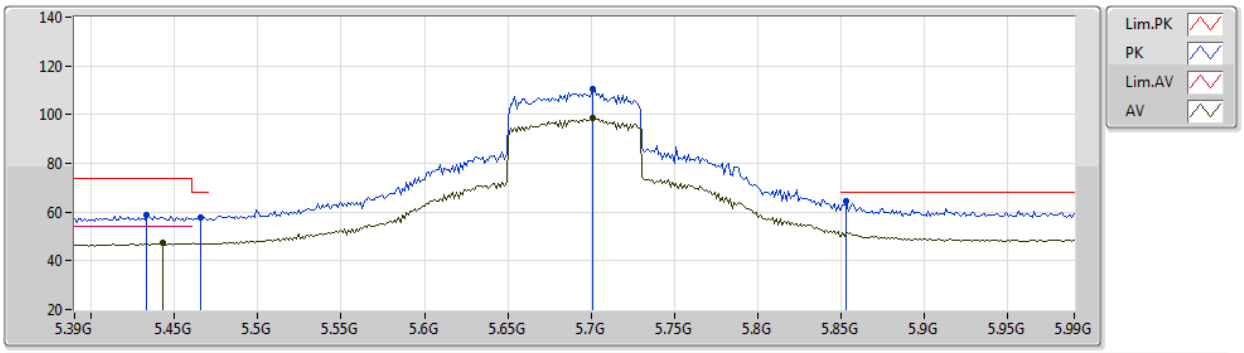

EUT Y_2TX
Setting 89
01-D-L-2-10

Type	Freq	Level	Limit	Margin	Raw	Dist	Condition	Azimuth	Height	Comment	AF	CL	PA
	(Hz)	(dBuV/m)	(dBuV/m)	(dB)	(dBuV)	(m)		(°)	(m)		(dB)	(dB)	(dB)
PK	5.4332G	58.82	74.00	-15.18	53.77	3	Horizontal	27	3.00	-	33.40	6.38	34.73
AV	5.4428G	47.43	54.00	-6.57	42.33	3	Horizontal	27	3.00	-	33.46	6.38	34.74
PK	5.4656G	57.79	68.20	-10.41	52.58	3	Horizontal	27	3.00	-	33.59	6.37	34.75
PK	5.7008G	110.56	Inf	-Inf	104.89	3	Horizontal	27	3.00	-	34.00	6.35	34.68
AV	5.7008G	98.46	Inf	-Inf	92.79	3	Horizontal	27	3.00	-	34.00	6.35	34.68
PK	5.8532G	64.52	68.20	-3.68	58.15	3	Horizontal	27	3.00	-	34.57	6.43	34.63