FCC RADIO TEST REPORT

FCC ID	:	**2AHBN-AP64**
Equipment	:	**802.11ax WiFi6E 2+2+2 Access Point**
Brand Name	:	**Juniper**
Model Name	:	**AP64**
Applicant	:	**Juniper Networks, Inc. 1133 Innovation Way, Sunnyvale, CA 94089, USA**
Manufacturer	:	**Juniper Networks, Inc. 1133 Innovation Way, Sunnyvale, CA 94089, USA**
Standard	:	**47 CFR FCC Part 15.407**

The product was received on Sep. 13, 2023, and testing was started from Sep. 29, 2023 and completed on Jan. 25, 2024. We, SPORTON INTERNATIONAL INC. Hsinhua Laboratory, would like to declare that the tested sample has been evaluated in accordance with the procedures given in ANSI C63.10-2013 and shown compliance with the applicable technical standards.

The test results in this report apply exclusively to the tested model / sample. Without written approval of SPORTON INTERNATIONAL INC. Hsinhua Laboratory, the test report shall not be reproduced except in full.

Approved by: Jackson Tsai

SPORTON INTERNATIONAL INC. Hsinhua Laboratory

No.52, Huaya 1st Rd., Guishan Dist., Taoyuan City 333411, Taiwan (R.O.C.)

Table of Contents

History of this test report **3**

Summary of Test Result **4**

1 General Description **5**

1.1 Information 5

1.2 Applicable Standards 10

1.3 Testing Location Information 10

1.4 Measurement Uncertainty 11

2 Test Configuration of EUT **12**

2.1 Test Channel Mode 12

2.2 The Worst Case Measurement Configuration 17

2.3 Accessories 19

2.4 Support Equipment 19

2.5 Test Setup Diagram 20

3 Transmitter Test Result **22**

3.1 AC Power-line Conducted Emissions 22

3.2 Emission Bandwidth 24

3.3 Maximum Equivalent Isotopically Radiated Power (E.I.R.P.) 25

3.4 Peak Power Spectral Density (E.I.R.P.) 27

3.5 Unwanted Emissions 30

4 Test Equipment and Calibration Data **36**

Appendix A. Test Results of AC Power-line Conducted Emissions

Appendix B. Test Results of Emission Bandwidth

Appendix C. Test Results of Maximum Equivalent Isotopically Radiated Power (E.I.R.P.)

Appendix D. Test Results of Peak Power Spectral Density (E.I.R.P.)

Appendix E. Test Results of Unwanted Emissions

Appendix F. Test Results of Radiated Emission Co-location

Appendix G. Test Photos

Photographs of EUT v01

History of this test report

Report No.	Version	Description	Issued Date
FR391129-01AE	01	Initial issue of report	Jun. 05, 2025

Summary of Test Result

Report Clause	Ref Std. Clause	Test Items	Result (PASS/FAIL)	Remark
1.1.2	15.203	Antenna Requirement	PASS	-
3.1	15.207	AC Power-line Conducted Emissions	PASS	-
3.2	15.407(a)	Emission Bandwidth	PASS	-
3.3	15.407(a)	Maximum Equivalent Isotopically Radiated Power (E.I.R.P.)	PASS	-
3.4	15.407(a)	Peak Power Spectral Density (E.I.R.P.)	PASS	-
3.5	15.407(b)	Unwanted Emissions	PASS	-

Declaration of Conformity:
The test results with all measurement uncertainty excluded are presented in accordance with the regulation limits or requirements declared by manufacturers.
Comments and Explanations:
The EUT supports beamforming and CDD modes, and the CDD mode is the worst case. Therefore, all test items are evaluated in the report. The beamforming mode only evaluates the output power.

Reviewed by: Ryan Hsiao

Report Producer: Amber Chiu

1 General Description

1.1 Information

1.1.1 RF General Information

Frequency Range (MHz)	IEEE Std. 802.11	Ch. Frequency (MHz)	Channel Number
5925 ~ 6425	ax (HEW20)	5955 ~ 6415	1 ~ 93 [24]
6525 ~ 6875		6535 ~ 6855	117 ~ 181 [17]
5925 ~ 6425	ax (HEW40)	5965 ~ 6405	3 ~ 91 [12]
6525 ~ 6875		6565 ~ 6845	123 ~ 179 [8]
5925 ~ 6425	ax (HEW80)	5985 ~ 6385	7 ~ 87 [6]
6525 ~ 6875		6625 ~ 6785	135 ~ 167 [3]
5925 ~ 6425	ax (HEW160)	6025 ~ 6345	15 ~ 79 [3]
6525 ~ 6875		6665	143 [1]

Non-Beamforming_Radio 1

Band	Mode	BWch (MHz)	Nant
5.925-6.425GHz	802.11ax HEW20	20	2TX
6.525-6.875GHz	802.11ax HEW20	20	2TX
5.925-6.425GHz	802.11ax HEW40	40	2TX
6.525-6.875GHz	802.11ax HEW40	40	2TX
5.925-6.425GHz	802.11ax HEW80	80	2TX
6.525-6.875GHz	802.11ax HEW80	80	2TX
5.925-6.425GHz	802.11ax HEW160	160	2TX
6.525-6.875GHz	802.11ax HEW160	160	2TX

Non-Beamforming_Radio 2

Band	Mode	BWch (MHz)	Nant
5.925-6.425GHz	802.11ax HEW20	20	1TX
6.525-6.875GHz	802.11ax HEW20	20	1TX
5.925-6.425GHz	802.11ax HEW40	40	1TX
6.525-6.875GHz	802.11ax HEW40	40	1TX
5.925-6.425GHz	802.11ax HEW80	80	1TX
6.525-6.875GHz	802.11ax HEW80	80	1TX
5.925-6.425GHz	802.11ax HEW160	160	1TX
6.525-6.875GHz	802.11ax HEW160	160	1TX

Beamforming_Radio 1

Band	Mode	BWch (MHz)	Nant
5.925-6.425GHz	802.11ax HEW20-BF	20	2TX
6.525-6.875GHz	802.11ax HEW20-BF	20	2TX
5.925-6.425GHz	802.11ax HEW40-BF	40	2TX
6.525-6.875GHz	802.11ax HEW40-BF	40	2TX
5.925-6.425GHz	802.11ax HEW80-BF	80	2TX
6.525-6.875GHz	802.11ax HEW80-BF	80	2TX
5.925-6.425GHz	802.11ax HEW160-BF	160	2TX
6.525-6.875GHz	802.11ax HEW160-BF	160	2TX

Note:
- HEW20, HEW40, HEW80 and HEW160 use a combination of OFDMA-BPSK, QPSK, 16QAM, 64QAM, 256QAM, 1024QAM modulation.
- BWch is the nominal channel bandwidth.
- The channel defined in the IEEE Standard P802.11ax™/D6.1.

1.1.2 Antenna Information

Ant.	Brand	Model Name	Antenna Type	Connector	Remark
1	Juniper	0990279010_1	PIFA	I-PEX	Radio 2_2.4G+Radio 1_6G
2	Juniper	0990279010_2	PIFA	I-PEX	Radio 0_5G+BT/Thread/Zigbee
3	Juniper	0990279010_3	PIFA	I-PEX	Radio 1_2.4G+Radio 0_5G
4	Juniper	0990279010_4	PIFA	I-PEX	Radio 1_2.4G+Radio 1_6G
5	Juniper	0990279010_5	PIFA	I-PEX	Radio 2_2.4G+Radio 2_5G+ Radio 2_6G
6	Juniper	0990278910	PIFA	I-PEX	GPS

Ant.	Gain (dBi)							
	Radio 0	Radio 1		Radio 2			BT/Thread/Zigbee	GPS
	5G	2.4G	6G	2.4G	5G	6G		
1	-	-	4.45	1.58	-	-	-	-
2	5.46	-	-	-	-	-	1.22	-
3	5.41	1.38	-	-	-	-	-	-
4	-	4.41	4.25	-	-	-	-	-
5	-	-	-	2.3	4.26	3.9	-	-
6	-	-	-	-	-	-	-	3.15

Composite Gain (dBi)									
	2.4G	UNII-1	UNII-2A	UNII-2C	UNII-3	6.175G	6.475G	6.695G	6.995G
DG [1SS] Ant.1 & Ant.5	4.35	-	-	-	-	-	-	-	-
DG [1SS] Ant.3 & Ant.4	5.08	-	-	-	-	-	-	-	-
DG [1SS] Ant.2 & Ant.3	-	5.46	5.42	5.52	3.99	-	-	-	-
DG [1SS] Ant.1 & Ant.4	-	-	-	-	-	5.37	4.72	4.36	4.63

Note 1: The EUT has six antennas.
Note 2: The composite gain is derived as KDB 662911 D03 v01 which was used as directional gain. For more detail information, please refer to the Antenna Pattern Report AP391129.

For 2.4GHz function:
For IEEE 802.11 b/g/n/VHT/ax mode (1TX/1RX) (Radio 2)
Ant. 5 could transmit/receive.
For IEEE 802.11 b/g/n/VHT/ax mode (2TX/2RX) (Radio 1)
Ant. 3 and Ant. 4 could transmit/receive simultaneously.
For IEEE 802.11 b/g/n/VHT/ax mode (2TX/2RX) (Radio 2)
Ant. 1 and Ant. 5 could transmit/receive simultaneously.

For BT function:
For IEEE 802.15.1 Bluetooth mode (1TX/1RX)
Ant. 2 could transmit/receive.

For 5GHz function:
For IEEE 802.11 a/n/ac/ax mode (1TX/1RX) (Radio 2)
Ant. 5 could transmit/receive.
For IEEE 802.11 a/n/ac/ax mode (2TX/2RX) (Radio 0)
Ant. 2 and Ant. 3 could transmit/receive simultaneously.

For 6GHz function:
For IEEE 802.11 ax mode (1TX/1RX) (Radio 2)
Ant. 5 could transmit/receive.
For IEEE 802.11 ax mode (2TX/2RX) (Radio 1)
Ant. 1 and Ant.4 transmit/receive simultaneously.

For Thread function:
For Thread mode (1TX/1RX)
Ant. 2 could transmit/receive.

For Zigbee function:
For Zigbee mode (1TX/1RX)
Ant. 2 could transmit/receive.

1.1.3 EUT Information

Operational Condition				
EUT Power Type	From PoE			
EUT Function	☐	Indoor Access Point	☐	Subordinate
	☐	Indoor Client	☒	Standard Power Access Point
	☐	Dual Client	☐	Standard Client
	☐	Fixed Client		
Beamforming Function	☒	With beamforming	☐	Without beamforming
Resource Unit(802.11ax)	☒	Full RU	☐	Partial RU
Channel Puncturing	☐	Support	☒	Not support

Type of EUT		
☒	Stand-alone	
☐	Combined (EUT where the radio part is fully integrated within another device)	
	Combined Equipment - Brand Name / Model No.:	…
☐	Plug-in radio (EUT intended for a variety of host systems)	
	Host System - Brand Name / Model No.:	
☐	Other:	

Note: The above information was declared by manufacturer.

1.1.4 Mode Test Duty Cycle

Non-Beamforming_Radio 1_Indoor & Outdoor

Mode	DC	DCF(dB)	T(s)	VBW(Hz) ≥ 1/T
802.11ax HEW20_Nss1,(MCS0)_2TX	0.978	0.1	1.488m	1k
802.11ax HEW40_Nss1,(MCS0)_2TX	0.96	0.18	780.313u	3k
802.11ax HEW80_Nss1,(MCS0)_2TX	0.926	0.33	413.125u	3k
802.11ax HEW160_Nss1,(MCS0)_2TX	0.886	0.53	236.563u	10k

Note. If DC < 0.98, the DCF was added while measuring Output power and PSD.

Non-Beamforming_Radio 2_Indoor & Outdoor

Mode	DC	DCF(dB)	T(s)	VBW(Hz) ≥ 1/T
802.11ax HEW20_Nss 1,(MCS0)_1TX	0.981	0.08	n/a (DC>=0.98)	n/a (DC>=0.98)
802.11ax HEW40_Nss 1,(MCS0)_1TX	0.963	0.16	780.313u	3k
802.11ax HEW80_Nss 1,(MCS0)_1TX	0.929	0.32	413.438u	3k
802.11ax HEW160_Nss 1,(MCS0)_1TX	0.886	0.53	236.563u	10k

Note. If DC < 0.98, the DCF was added while measuring Output power and PSD.

Beamforming_Radio 1_Indoor & Outdoor

Mode	DC	DCF(dB)	T(s)	VBW(Hz) ≥ 1/T
802.11ax HEW20-BF_Nss1,(MCS0)_2TX	0.978	0.1	1.488m	1k
802.11ax HEW40-BF_Nss1,(MCS0)_2TX	0.96	0.18	780.313u	3k
802.11ax HEW80-BF_Nss1,(MCS0)_2TX	0.926	0.33	413.125u	3k
802.11ax HEW160-BF_Nss1,(MCS0)_2TX	0.886	0.53	236.563u	10k

Note. If DC < 0.98, the DCF was added while measuring Output power and PSD.

1.2 Applicable Standards

According to the specifications of the manufacturer, the EUT must comply with the requirements of the following standards:

- 47 CFR FCC Part 15
- ANSI C63.10-2013
- FCC KDB 789033 D02 v02r01

The following reference test guidance is not within the scope of accreditation of TAF.

- KDB 987594 D01 v02r02
- KDB 987594 D02 v02r01
- KDB 662911 D01 v02r01
- KDB 662911 D03 v01
- KDB 412172 D01 v01r01
- KDB 414788 D01 v01r01

1.3 Testing Location Information

Test Lab.：Sporton International Inc. Hsinhua Laboratory				
☒ Hsinhua (**TAF:** 3785)	**ADD:** No.52, Huaya 1st Rd., Guishan Dist., Taoyuan City 333411, Taiwan (R.O.C.)			
	TEL: 886-3-327-3456		**FAX:** 886-3-327-0973	
Test site Designation No. TW3785 with FCC.				
Test Condition	**Test Site No.**	**Test Engineer**	**Test Environment**	**Test Date**
AC Conduction	CO04-HY	Daniel Lin	21.7~22.7°C / 55~58%	24/Oct/2023
RF Conducted (Radio 1)	TH01-HY	Raven Chien	22.5~23.7°C / 57~65%	06/Oct/2023~07/Nov/2023
RF Conducted (Radio 2)	TH07-HY	Xun Hsieh	22.5~23.9°C / 52~55%	06/Oct/2023~25/Jan/2024
Radiated (Co-location)	03CH02-HY	Vasari Huang	22.9~24.1°C / 52~58%	26/Oct/2023~27/Oct/2023
☒ Wenhua 3rd. (**TAF:** 3785)	**ADD:** No. 58, Aly. 75, Ln. 564, Wenhua 3rd Rd., Guishan Dist. Taoyuan City 333, Taiwan (R.O.C.)			
	TEL: 886-3-327-0868			
Test site Designation No. TW0036 with FCC.				
Test Condition	**Test Site No.**	**Test Engineer**	**Test Environment**	**Test Date**
Radiated	03CH25-HY	Simon Cheng	22.9~23.5°C / 45~51%	29/Sep/2023~24/Oct/2023
Subcontractor：Sporton International Inc. Hsinchu Laboratory				
☐ Hsinchu (**TAF:** 3787)	**ADD:** No.8, Ln. 724, Bo'ai St., Zhubei City, Hsinchu County 302010, Taiwan (R.O.C.)			
	TEL: 886-3-656-9065		**FAX:** 886-3-656-9085	
Test site Designation No. TW0006 with FCC.				

1.4 Measurement Uncertainty

ISO/IEC 17025 requires that an estimate of the measurement uncertainties associated with the emissions test results be included in the report. The measurement uncertainties given below are based on a 95% confidence level (based on a coverage factor (k=2)

Test Items	Uncertainty	Remark
AC Power-line Conducted Emissions	4.53 dB	Confidence levels of 95%
Emission Bandwidth	1.5 MHz	Confidence levels of 95%
Maximum Equivalent Isotopically Radiated Power (E.I.R.P.)	1.2 dB	Confidence levels of 95%
Peak Power Spectral Density (E.I.R.P.)	1.2 dB	Confidence levels of 95%
Unwanted Emissions	4.8 dB	Confidence levels of 95%
Temperature	0.41 °C	Confidence levels of 95%
Humidity	3.4 %	Confidence levels of 95%

2 Test Configuration of EUT

2.1 Test Channel Mode

Test Software Version	accessMTool_REL_3_2_1_3

Non-Beamforming_Radio 1_Outdoor

Mode	Power Setting
802.11ax HEW20_Nss1,(MCS0)_2TX	-
5955MHz	70
6195MHz	60
6415MHz	60
6535MHz	62
6695MHz	59
6855MHz	61
802.11ax HEW40_Nss1,(MCS0)_2TX	-
5965MHz	70
6205MHz	61
6405MHz	61
6565MHz	60
6685MHz	61
6845MHz	63
802.11ax HEW80_Nss1,(MCS0)_2TX	-
5985MHz	67
6225MHz	61
6385MHz	61
6625MHz	61
6705MHz	62
6785MHz	61
802.11ax HEW160_Nss1,(MCS0)_2TX	-
6025MHz	65
6185MHz	60
6345MHz	60
6665MHz	61

Non-Beamforming_Radio 1_Indoor

Mode	Power Setting
802.11ax HEW20_Nss1,(MCS0)_2TX	-
5955MHz	80
6195MHz	80
6415MHz	80
6535MHz	80
6695MHz	80
6855MHz	80
802.11ax HEW40_Nss1,(MCS0)_2TX	-
5965MHz	80
6205MHz	80
6405MHz	80
6565MHz	80
6685MHz	80
6845MHz	80
802.11ax HEW80_Nss1,(MCS0)_2TX	-
5985MHz	78
6225MHz	80
6385MHz	80
6625MHz	80
6705MHz	80
6785MHz	80
802.11ax HEW160_Nss1,(MCS0)_2TX	-
6025MHz	80
6185MHz	80
6345MHz	80
6665MHz	80

Non-Beamforming_Radio 2_Indoor & Outdoor

Mode	Power Setting
802.11ax HEW20_Nss1,(MCS0)_1TX	-
5955MHz	80
6195MHz	80
6415MHz	80
6535MHz	80
6695MHz	80
6855MHz	80
802.11ax HEW40_Nss1,(MCS0)_1TX	-
5965MHz	77
6205MHz	80
6405MHz	80
6565MHz	80
6685MHz	80
6845MHz	80
802.11ax HEW80_Nss1,(MCS0)_1TX	-
5985MHz	76
6225MHz	80
6385MHz	80
6625MHz	80
6705MHz	80
6785MHz	80
802.11ax HEW160_Nss1,(MCS0)_1TX	-
6025MHz	77
6185MHz	80
6345MHz	80
6665MHz	80

Beamforming_Radio 1_Outdoor

Mode	Power Setting
802.11ax HEW20-BF_Nss1,(MCS0)_2TX	-
5955MHz	70
6195MHz	60
6415MHz	60
6535MHz	62
6695MHz	59
6855MHz	61
802.11ax HEW40-BF_Nss1,(MCS0)_2TX	-
5965MHz	70
6205MHz	61
6405MHz	61
6565MHz	60
6685MHz	61
6845MHz	63
802.11ax HEW80-BF_Nss1,(MCS0)_2TX	-
5985MHz	67
6225MHz	61
6385MHz	61
6625MHz	61
6705MHz	62
6785MHz	61
802.11ax HEW160-BF_Nss1,(MCS0)_2TX	-
6025MHz	65
6185MHz	60
6345MHz	60
6665MHz	61

Beamforming_Radio 1_Indoor

Mode	Power Setting
802.11ax HEW20-BF_Nss1,(MCS0)_2TX	-
5955MHz	80
6195MHz	80
6415MHz	80
6535MHz	80
6695MHz	80
6855MHz	80
802.11ax HEW40-BF_Nss1,(MCS0)_2TX	-
5965MHz	80
6205MHz	80
6405MHz	80
6565MHz	80
6685MHz	80
6845MHz	80
802.11ax HEW80-BF_Nss1,(MCS0)_2TX	-
5985MHz	78
6225MHz	80
6385MHz	80
6625MHz	80
6705MHz	80
6785MHz	80
802.11ax HEW160-BF_Nss1,(MCS0)_2TX	-
6025MHz	80
6185MHz	80
6345MHz	80
6665MHz	80

2.2 The Worst Case Measurement Configuration

The Worst Case Mode for Following Conformance Tests	
Tests Item	AC power-line conducted emissions
Condition	AC power-line conducted measurement for line and neutral Test Voltage: 120Vac / 60Hz
Operating Mode	CTX
1	PoE Mode

The Worst Case Mode for Following Conformance Tests	
Tests Item	Emission Bandwidth Maximum Equivalent Isotopically Radiated Power (E.I.R.P.) Peak Power Spectral Density (E.I.R.P.) Unwanted Emissions
Test Condition	Conducted measurement at transmit chains

The Worst Case Mode for Following Conformance Tests			
Tests Item	Unwanted Emissions		
Test Condition	Radiated measurement If EUT consist of multiple antenna assembly (multiple antenna are used in EUT regardless of spatial multiplexing MIMO configuration), the radiated test should be performed with highest antenna gain of each antenna type.		
Operating Mode < 1GHz	CTX		
1	PoE Mode		
Operating Mode > 1GHz	CTX		
Orthogonal Planes of EUT	**X Plane**	**Y Plane**	**Z Plane**
Worst Planes of EUT		V(Radio 2)	V(Radio 1)

The Worst Case Mode for Following Conformance Tests	
Tests Item	maximum e.i.r.p. at any elevation angle above 30 degrees
Test Condition	Radiated measurement
1	Wall mount mode
2	Ceiling mode
Mode 1 configuration was tested and found to be the worst case and measured during the test.	
Note: For Radio 2, the worst case (ax20 5955MHz and ax80 6785MHz) was evaluated using max setting and test result is below 21dBm.	

The Worst Case Mode for Following Conformance Tests	
Tests Item	Simultaneous Transmission Analysis - Radiated Emission Co-location
Operating Mode	CTX
1	Radio 1_2.4GHz WLAN + Radio 2_6GHz WLAN + Radio 0_5GHz WLAN + Bluetooth
2	Radio 1_6GHz WLAN + Radio 2_2.4GHz WLAN + Radio 0_5GHz WLAN + Bluetooth
3	Radio 1_6GHz WLAN + Radio 2_5GHz WLAN + Radio 0_5GHz WLAN + Bluetooth
4	Radio 1_6GHz WLAN + Radio 2_6GHz WLAN + Radio 0_5GHz WLAN + Bluetooth
5	Radio 1_2.4GHz WLAN + Radio 2_6GHz WLAN + Radio 0_5GHz WLAN + Zigbee
6	Radio 1_6GHz WLAN + Radio 2_2.4GHz WLAN + Radio 0_5GHz WLAN + Zigbee
7	Radio 1_6GHz WLAN + Radio 2_5GHz WLAN + Radio 0_5GHz WLAN + Zigbee
8	Radio 1_6GHz WLAN + Radio 2_6GHz WLAN + Radio 0_5GHz WLAN + Zigbee
9	Radio 1_2.4GHz WLAN + Radio 2_6GHz WLAN + Radio 0_5GHz WLAN + Thread
10	Radio 1_6GHz WLAN + Radio 2_2.4GHz WLAN + Radio 0_5GHz WLAN + Thread
11	Radio 1_6GHz WLAN + Radio 2_5GHz WLAN + Radio 0_5GHz WLAN + Thread
12	Radio 1_6GHz WLAN + Radio 2_6GHz WLAN + Radio 0_5GHz WLAN + Thread
Refer to Appendix F for Radiated Emission Co-location.	

The Worst Case Mode for Following Conformance Tests	
Tests Item	Simultaneous Transmission Analysis - Co-location RF Exposure Evaluation
Test Condition	Radiated measurement
Operating Mode	CTX
1	Radio 1_2.4GHz WLAN + Radio 2_6GHz WLAN + Radio 0_5GHz WLAN + Bluetooth
2	Radio 1_6GHz WLAN + Radio 2_2.4GHz WLAN + Radio 0_5GHz WLAN + Bluetooth
3	Radio 1_6GHz WLAN + Radio 2_5GHz WLAN + Radio 0_5GHz WLAN + Bluetooth
4	Radio 1_6GHz WLAN + Radio 2_6GHz WLAN + Radio 0_5GHz WLAN + Bluetooth
5	Radio 1_2.4GHz WLAN + Radio 2_6GHz WLAN + Radio 0_5GHz WLAN + Zigbee
6	Radio 1_6GHz WLAN + Radio 2_2.4GHz WLAN + Radio 0_5GHz WLAN + Zigbee
7	Radio 1_6GHz WLAN + Radio 2_5GHz WLAN + Radio 0_5GHz WLAN + Zigbee
8	Radio 1_6GHz WLAN + Radio 2_6GHz WLAN + Radio 0_5GHz WLAN + Zigbee
9	Radio 1_2.4GHz WLAN + Radio 2_6GHz WLAN + Radio 0_5GHz WLAN + Thread
10	Radio 1_6GHz WLAN + Radio 2_2.4GHz WLAN + Radio 0_5GHz WLAN + Thread
11	Radio 1_6GHz WLAN + Radio 2_5GHz WLAN + Radio 0_5GHz WLAN + Thread
12	Radio 1_6GHz WLAN + Radio 2_6GHz WLAN + Radio 0_5GHz WLAN + Thread
Refer to Sporton Test Report No.: FA391129-01 for Co-location RF Exposure Evaluation.	

2.3 Accessories

Accessories				
Bracket	**Brand Name**	Juniper	**Model Name**	APOUTBR-FM2

Reminder: Regarding to more detail and other information, please refer to user manual.

2.4 Support Equipment

Support Equipment – AC Conduction					
No.	**Equipment**	**Brand Name**	**Model Name**	**FCC ID**	**Remark**
1	PoE	PHIHONG	POE60U-1BT-5	-	-
2	RJ45 cable	Power sync	CAT-6E-03	-	-
3	AC Power Cable	Power sync	PW-GPC180-3	-	-

Support Equipment – Conducted					
No.	**Equipment**	**Brand Name**	**Model Name**	**FCC ID**	**Remark**
1	Notebook	DELL	E5410	-	-
2	Adapter for NB	DELL	HA65NM130	-	-

Support Equipment – Radiated					
No.	**Equipment**	**Brand Name**	**Model Name**	**FCC ID**	**Remark**
1	PoE	PHIHONG	POE60U-1BT-5	-	-
2	RJ45 cable	Power sync	CAT-6E-03	-	-
3	AC Power Cable	Power sync	PW-GPC180-3	-	-

2.5 Test Setup Diagram

Test Setup Diagram – AC Line Conducted Emission Test

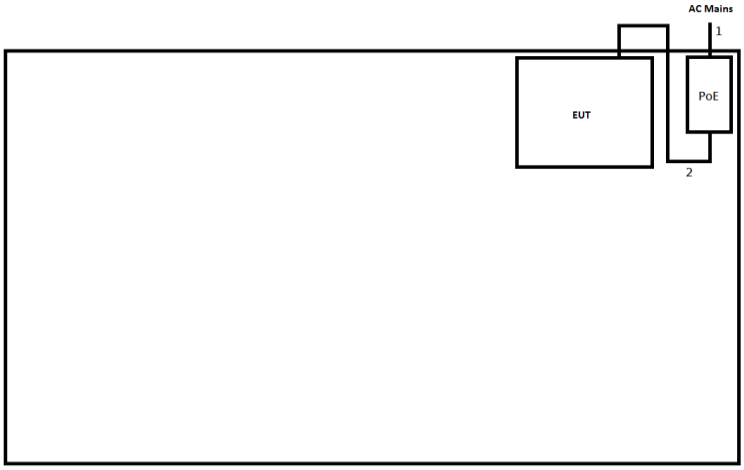

Item	Connection	Shielded	Length(m)	Remark
1	AC Power cable	No	1.8	-
2	RJ45 cable	No	3.0	-

Test Setup Diagram - Radiated Test

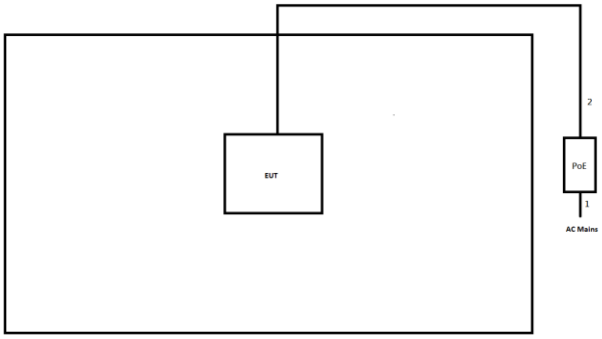

Item	Connection	Shielded	Length(m)	Remark
1	AC Power cable	No	1.8	-
2	RJ45 cable	No	3.0	-

3 Transmitter Test Result

3.1 AC Power-line Conducted Emissions

3.1.1 AC Power-line Conducted Emissions Limit

AC Power-line Conducted Emissions Limit		
Frequency Emission (MHz)	**Quasi-Peak**	**Average**
0.15-0.5	66 - 56 *	56 - 46 *
0.5-5	56	46
5-30	60	50
Note 1: * Decreases with the logarithm of the frequency.		

3.1.2 Measuring Instruments

Refer a test equipment and calibration data table in this test report.

3.1.3 Test Procedures

Test Method
☒ Refer as ANSI C63.10-2013, clause 6.2 for AC power-line conducted emissions.

3.1.4 Measurement Results Calculation

The measured Level is calculated using:
Corrected Reading: Raw(Read Level) +LISN(LISN Factor) + CL(Cable Loss) + AT(Attenuator).

3.1.5 Test Setup

AC Power-line Conducted Emissions

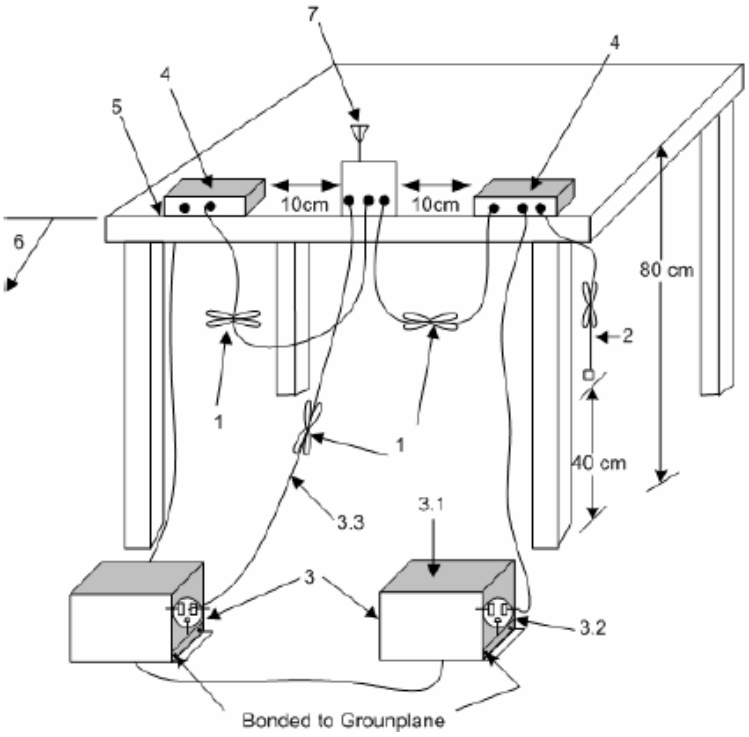

1—Interconnecting cables that hang closer than 40 cm to the ground plane shall be folded back and forth in the center forming a bundle 30 cm to 40 cm long.
2—The I/O cables that are not connected to an accessory shall be bundled in the center. The end of the cable may be terminated, if required, using the correct terminating impedance. The overall length shall not exceed 1 m.
3—EUT connected to one LISN. Unused LISN measuring port connectors shall be terminated in 50 Ω loads. LISN may be placed on top of, or immediately beneath, reference ground plane.
3.1—All other equipment powered from additional LISN(s).
3.2—A multiple-outlet strip may be used for multiple power cords of non-EUT equipment.
3.3—LISN at least 80 cm from nearest part of EUT chassis.
4—Non-EUT components of EUT system being tested.
5—Rear of EUT, including peripherals, shall all be aligned and flush with edge of tabletop.
6—Edge of tabletop shall be 40 cm removed from a vertical conducting plane that is bonded to the ground plane.
7—Antenna can be integral or detachable. If detachable, then the antenna shall be attached for this test.

3.1.6 Test Result of AC Power-line Conducted Emissions

Refer as Appendix A

3.2 Emission Bandwidth

3.2.1 Emission Bandwidth Limit

Emission Bandwidth Limit
UNII Devices
☒ For the 5925-6425 GHz band, N/A
☐ For the 6425-6525 GHz band, N/A
☒ For the 6525-6875 GHz band, N/A
☐ For the 6875-7125 GHz band, N/A

3.2.2 Measuring Instruments

Refer a test equipment and calibration data table in this test report.

3.2.3 Test Procedures

Test Method	
▪ For the emission bandwidth shall be measured using one of the options below:	
	☒ Refer as FCC KDB 789033, clause C for EBW and clause D for OBW measurement.
	☐ Refer as ANSI C63.10, clause 6.9.3 for occupied bandwidth testing.
	☐ Refer as IC RSS-Gen, clause 6.7 for bandwidth testing.

3.2.4 Test Setup

Emission Bandwidth


3.2.5 Test Result of Emission Bandwidth

Refer as Appendix B

3.3 Maximum Equivalent Isotopically Radiated Power (E.I.R.P.)

3.3.1 Maximum Equivalent Isotopically Radiated Power (E.I.R.P.) Limit

Maximum Equivalent Isotopically Radiated Power (E.I.R.P.) Limit	
UNII Devices	
☒	For the 5.925 ~ 6.425 GHz band:
	▪ For standard power access point and fixed client device : e.i.r.p < 36 dBm , For outdoor devices, the maximum e.i.r.p. at any elevation angle above 30 degrees not exceed 125 mW (21 dBm).
	▪ For indoor access point : e.i.r.p < 30 dBm.
	▪ For subordinate device control of an indoor access point : e.i.r.p < 30 dBm.
	▪ For client device control of a standard power access point : e.i.r.p < 30 dBm.
	▪ For client device control of an indoor access point : e.i.r.p < 24 dBm.
☐	For the 6.425 ~ 6.525 GHz band:
	▪ For indoor access point : e.i.r.p < 30 dBm.
	▪ For client device control of an indoor access point : e.i.r.p < 24 dBm.
☒	For the 6.525 ~ 6.875 GHz band:
	▪ For standard power access point and fixed client device : e.i.r.p < 36 dBm , For outdoor devices, the maximum e.i.r.p. at any elevation angle above 30 degrees not exceed 125 mW (21 dBm).
	▪ For indoor access point : e.i.r.p < 30 dBm.
	▪ For subordinate device control of an indoor access point : e.i.r.p < 30 dBm.
	▪ For client device control of a standard power access point : e.i.r.p < 30 dBm.
	▪ For client device control of an indoor access point : e.i.r.p < 24 dBm.
☐	For the 6.875 ~ 7.125 GHz band:
	▪ For indoor access point : e.i.r.p < 30 dBm.
	▪ For client device control of an indoor access point : e.i.r.p < 24 dBm.

3.3.2 Measuring Instruments

Refer a test equipment and calibration data table in this test report.

3.3.3 Test Procedures

Test Method	
▪ Maximum Output Power Setting	
	Duty cycle ≥ 98%
	☐ Refer as FCC KDB 789033, clause E Method SA-2 (spectral trace averaging).
	Duty cycle < 98%
	☐ Refer as FCC KDB 789033, clause E Method SA-2 Alt. (RMS detection with slow sweep speed)
	Wideband RF power meter and average over on/off periods with duty factor
	☒ Refer as FCC KDB 789033, clause E Method PM-G (using an RF average power meter).
☒ For conducted measurement.	
	▪ If the EUT supports multiple transmit chains using options given below: Refer as FCC KDB 662911, In-band power measurements. Using the measure-and-sum approach, measured all transmit ports individually. Sum the power (in linear power units e.g., mW) of all ports for each individual sample and save them.
	▪ If multiple transmit chains, EIRP calculation could be following as methods: $P_{total} = P_1 + P_2 + \ldots + P_n$ (calculated in linear unit [mW] and transfer to log unit [dBm]) $EIRP_{total} = P_{total} + DG$
☐ For radiated measurement.	
	▪ Refer as ANSI C63.10, clause 6.6 for radiated emissions above 1GHz.
	▪ Refer as FCC KDB 789033, clause II A.1.F ”Antenna-port Conducted versus Radiated Testing”
	▪ Refer as KDB 412172, clause 2.2 for EIRP calculation.

3.3.4 Test Setup

Conducted Measurement (Power Meter)
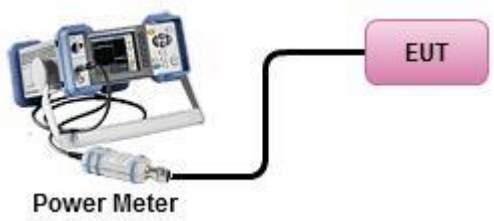

3.3.5 Test Result of Maximum Equivalent Isotopically Radiated Power (E.I.R.P)

Refer as Appendix C

3.4 Peak Power Spectral Density (E.I.R.P.)

3.4.1 Peak Power Spectral Density (E.I.R.P.) Limit

Peak Power Spectral Density (E.I.R.P.) Limit	
UNII Devices	
☒	For the 5.925 ~ 6.425 GHz band:
	▪ For standard power access point and fixed client device : e.i.r.p PSD < 23 dBm/MHz.
	▪ For indoor access point : e.i.r.p PSD < 5 dBm/MHz.
	▪ For subordinate device control of an indoor access point : e.i.r.p PSD < 5 dBm/MHz.
	▪ For client device control of a standard power access point : e.i.r.p PSD < 17 dBm/MHz.
	▪ For client device control of an indoor access point : e.i.r.p PSD < -1 dBm/MHz.
☐	For the 6.425 ~ 6.525 GHz band:
	▪ For indoor access point : e.i.r.p PSD < 5 dBm/MHz.
	▪ For client device control of an indoor access point : e.i.r.p PSD < -1 dBm/MHz.
☒	For the 6.525 ~ 6.875 GHz band:
	▪ For standard power access point and fixed client device : e.i.r.p PSD < 23 dBm/MHz.
	▪ For indoor access point : e.i.r.p PSD < 5 dBm/MHz.
	▪ For subordinate device control of an indoor access point : e.i.r.p PSD < 5 dBm/MHz.
	▪ For client device control of a standard power access point : e.i.r.p PSD < 17 dBm/MHz.
	▪ For client device control of an indoor access point : e.i.r.p PSD < -1 dBm/MHz.
☐	For the 6.875 ~ 7.125 GHz band:
	▪ For indoor access point : e.i.r.p PSD < 5 dBm/MHz.
	▪ For client device control of an indoor access point : e.i.r.p PSD < -1 dBm/MHz.

3.4.2 Measuring Instruments

Refer a test equipment and calibration data table in this test report.

3.4.3 Test Procedures

Test Method			
▪ Peak power spectral density procedures that the same method as used to determine the conducted output power shall be used to determine the peak power spectral density and use the peak search function on the spectrum analyzer to find the peak of the spectrum. For the peak power spectral density shall be measured using below options:			
	☐ Refer as FCC KDB 789033, F)5) power spectral density can be measured using resolution bandwidths < 1 MHz provided that the results are integrated over 1 MHz bandwidth		
	☒ Refer as FCC KDB 789033, clause E Method SA-2. (spectral trace averaging)		
	☐ Refer as FCC KDB 789033, clause E Method SA-2 Alt. (RMS detection with slow sweep speed)		
☒ For conducted measurement.			
	▪ If the EUT supports multiple transmit chains using options given below:		
		☒ Option 1: Measure and sum the spectra across the outputs. Refer as FCC KDB 662911, In-band power spectral density (PSD). Sample all transmit ports simultaneously using a spectrum analyzer for each transmit port. Where the trace bin-by-bin of each transmit port summing can be performed. (i.e., in the first spectral bin of output 1 is summed with that in the first spectral bin of output 2 and that from the first spectral bin of output 3, and so on up to the NTX output to obtain the value for the first frequency bin of the summed spectrum.). Add up the amplitude (power) values for the different transmit chains and use this as the new data trace.	
		☒ Option 2: Measure and sum spectral maxima across the outputs. With this technique, spectra are measured at each output of the device at the required resolution bandwidth. The maximum value (peak) of each spectrum is determined. These maximum values are then summed mathematically in linear power units across the outputs. These operations shall be performed separately over frequency spans that have different out-of-band or spurious emission limits,	
		☒ Option 3: Measure and add 10 log(N) dB, where N is the number of transmit chains. Refer as FCC KDB 662911, In-band power spectral density (PSD). Performed at each transmit chains and each transmit chains shall be compared with the limit have been reduced with 10 log(N). Or each transmit chains shall be add 10 log(N) to compared with the limit.	
	▪ If multiple transmit chains, EIRP PPSD calculation could be following as methods: $PPSD_{total} = PPSD_1 + PPSD_2 + \ldots + PPSD_n$ (calculated in linear unit [mW] and transfer to log unit [dBm]) $EIRP_{total} = PPSD_{total} + DG$		
☐ For radiated measurement.			
	▪ Refer as ANSI C63.10, clause 6.6 for radiated emissions above 1GHz.		
	▪ Refer as KDB 789033, clause II A.1.F ”Antenna-port Conducted versus Radiated Testing”		
	▪ Refer as KDB 412172, clause 2.2 for EIRP calculation.		

3.4.4 Test Setup

Conducted Measurement

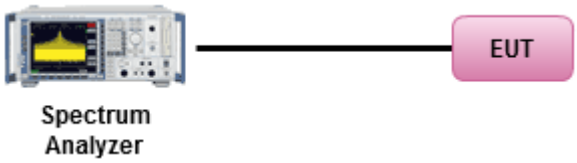

3.4.5 Test Result of Peak Power Spectral Density (E.I.R.P.)

Refer as Appendix D

3.5 Unwanted Emissions

3.5.1 Transmitter Unwanted Emissions Limit

Unwanted emissions below 1 GHz and restricted band emissions above 1GHz limit			
Frequency Range (MHz)	**Field Strength (uV/m)**	**Field Strength (dBuV/m)**	**Measure Distance (m)**
0.009~0.490	2400/F(kHz)	48.5 - 13.8	300
0.490~1.705	24000/F(kHz)	33.8 - 23	30
1.705~30.0	30	29	30
30~88	100	40	3
88~216	150	43.5	3
216~960	200	46	3
Above 960	500	54	3

Note 1: Test distance for frequencies at or above 30 MHz, measurements may be performed at a distance other than the limit distance provided they are not performed in the near field and the emissions to be measured can be detected by the measurement equipment. When performing measurements at a distance other than that specified, the results shall be extrapolated to the specified distance using an extrapolation factor of 20 dB/decade (inverse of linear distance for field-strength measurements, inverse of linear distance-squared for power-density measurements).

Note 2: Test distance for frequencies at below 30 MHz, measurements may be performed at a distance closer than the EUT limit distance; however, an attempt should be made to avoid making measurements in the near field. When performing measurements below 30 MHz at a closer distance than the limit distance, the results shall be extrapolated to the specified distance by either making measurements at a minimum of two or more distances on at least one radial to determine the proper extrapolation factor or by using the square of an inverse linear distance extrapolation factor (40 dB/decade). The test report shall specify the extrapolation method used to determine compliance of the EUT.

Note 3: Using the distance of 1m during the test for above 18 GHz, and the test value to correct for the distance factor at 3m(20 x log (standard distance/ test distance) = 20log(3/1) = 9.54dB.
EX. Above 18GHz emission limit calculation (3m to 1m) = 54dBuV/m at 3m + 9.54dB = 63.54 dBuV/m at 1m.

Un-restricted band emissions above 1GHz Limit	
Frequency	**Limit**
Any outside the 5.945 – 7.125 GHz emission	e.i.r.p. -27 dBm [68.2 dBuV/m@3m]
	Note 1: Using the distance of 1m during the test for above 18 GHz, and the test value to correct for the distance factor at 3m(20 x log (standard distance/ test distance) = 20log(3/1) = 9.54dB. EX. Above 18GHz emission limit calculation (3m to 1m) = 68.2dBuV/m at 3m + 9.54dB = 77.74 dBuV/m at 1m.
Frequency	**Emission MASK Limit**
5.945 – 7.125 GHz	Power spectral density must be suppressed by 20 dB at 1 MHz outside of channel edge, by 28 dB at one channel bandwidth from the channel center, and by 40 dB at one- and one-half times the channel bandwidth away from channel center. At frequencies between one megahertz outside an unlicensed device's channel edge and one channel bandwidth from the center of the channel, the

limits must be linearly interpolated between 20 dB and 28 dB suppression, and at frequencies between one and one- and one-half times an unlicensed device's channel bandwidth, the limits must be linearly interpolated between 28 dB and 40 dB suppression. Emissions removed from the channel center by more than one- and one-half times the channel bandwidth must be suppressed by at least 40 dB. The channel bandwidth is defined as 26 dB EBW.

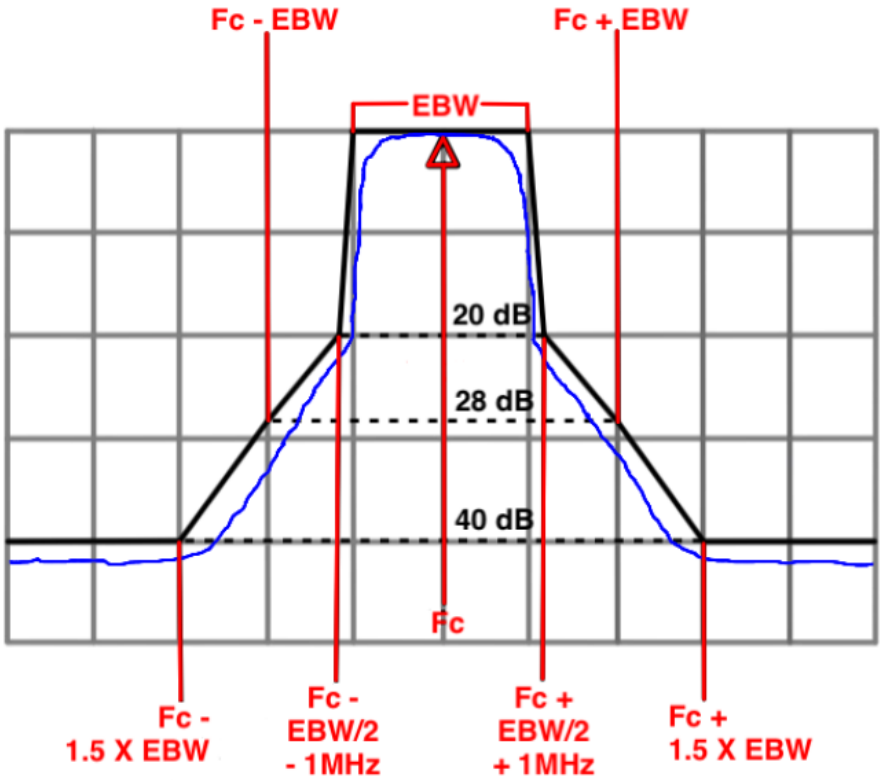

3.5.2 Measuring Instruments

Refer a test equipment and calibration data table in this test report.

3.5.3 Test Procedures

Test Method			
▪ Measurements may be performed at a distance other than the limit distance provided they are not performed in the near field and the emissions to be measured can be detected by the measurement equipment. Measurements shall not be performed at a distance greater than 30 m for frequencies above 30 MHz, unless it can be further demonstrated that measurements at a distance of 30 m or less are impractical. When performing measurements at a distance other than that specified, the results shall be extrapolated to the specified distance using an extrapolation factor of 20 dB/decade (inverse of linear distance for field-strength measurements, inverse of linear distance-squared for power-density measurements).			
▪ The average emission levels shall be measured in [duty cycle ≥ 98 or duty factor].			
▪ For the transmitter unwanted emissions shall be measured using following options below:			
	▪ Refer as FCC KDB 789033, clause G)2) for unwanted emissions into non-restricted bands.		
	▪ Refer as FCC KDB 789033, clause G)1) for unwanted emissions into restricted bands.		
		☒	Refer as FCC KDB 789033, G)6) Method AD (Trace Averaging). (For unrestricted band measurement)
		☐	Refer as FCC KDB 789033, G)6) Method VB (Reduced VBW).
		☒	Refer as ANSI C63.10, clause 11.12.2.5.3 (Reduced VBW). VBW ≥ 1/T, where T is pulse time.(For restricted band average measurement)
		☐	Refer as ANSI C63.10, clause 7.5 average value of pulsed emissions.
		☒	Refer as FCC KDB 789033, clause G)5) measurement procedure peak limit.
		☐	Refer as ANSI C63.10, clause 4.1.4.2.2 measurement procedure peak limit.
	☒ Refer as FCC KDB 789033, clause G)3)d)ii) for Band edge Integration measurements.		
▪ For emission MASK shall be measured using following options below:			
		☒	Refer as KDB 987594 D02, J) In-Band Emissions
▪ For radiated measurement.			
	▪ Refer as ANSI C63.10, clause 6.4 for radiated emissions below 30 MHz and test distance is 3m.		
	▪ Refer as ANSI C63.10, clause 6.5 for radiated emissions 30 MHz to 1 GHz and test distance is 3m.		
	▪ Refer as ANSI C63.10, clause 6.6 for radiated emissions above 1GHz.		
▪ The any unwanted emissions level shall not exceed the fundamental emission level.			
▪ All amplitude of spurious emissions that are attenuated by more than 20 dB below the permissible value has no need to be reported.			

▪ Use the following spectrum analyzer settings:	
	▪ Set RBW=100 kHz for f < 1 GHz; VBW=3 * RBW; Sweep = auto; Detector function = peak; Trace = max hold.
	▪ Set RBW = 1 MHz, VBW= 3MHz for f ≥ 1 GHz for peak measurement. For average measurement, refer as 1.1.4.
▪ KDB 414788 Open-Field Test Sites and Chamber Correlation Justification.	
	▪ Based on FCC 15.31 (f) (2): measurements may be performed at a distance closer than that specified in regulations; however, an attempt should be made to avoid making measurements in the near field.
	▪ Open-field site and chamber correlation testing had been performed and chamber measured test result is the worst case test result.

3.5.4 Measurement Results Calculation

The measured Level is calculated using:
Corrected Reading: Raw(Read Level) + AF(Antenna Factor) + CL(Cable Loss) - PA(Preamp Factor)

3.5.5 Test Setup

Transmitter Radiated Unwanted Emissions

9kHz ~30MHz

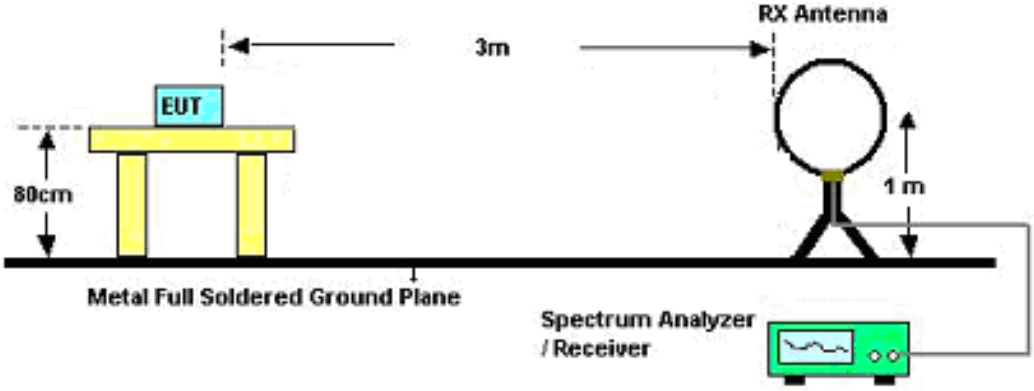

30MHz~1GHz

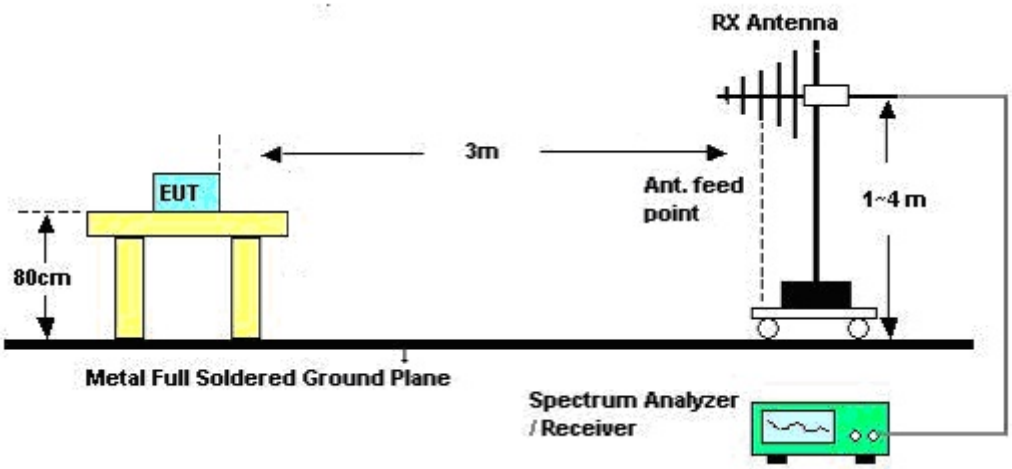

Above 1GHz

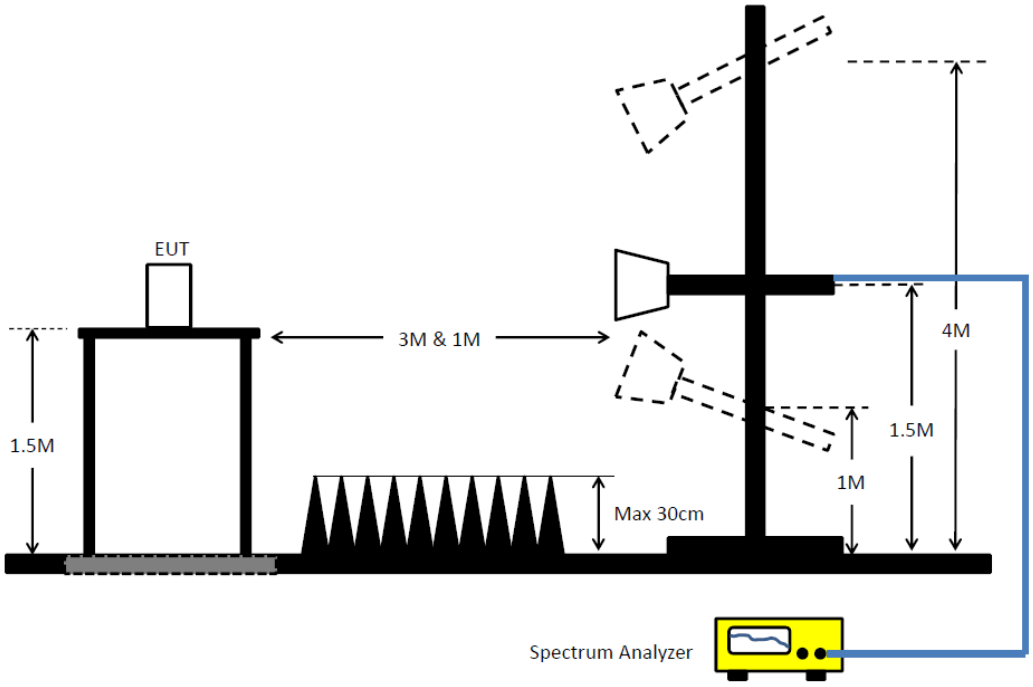

3.5.6 Transmitter Unwanted Emissions (Below 30MHz)

The amplitude of spurious emissions which are attenuated by more than 20dB below the permissible value has no need to be reported.

3.5.7 Test Result of Transmitter Unwanted Emissions

Refer as Appendix E

4 Test Equipment and Calibration Data

Instrument for AC Conduction

Instrument	Manufacturer /Brand	Model No.	Serial No.	Spec.	Calibration Date	Calibration Due Date
EMI Test Receiver	R&S	ESR	102051	9kHz ~ 3.6GHz	16/May/2023	15/May/2024
Two-Line V-Network	R&S	ENV 216	100003	9kHz ~ 30MHz	07/Sep/2023	06/Sep/2024
RF Cable 5m	TITAN	RG142	CO04-cable-01	9 kHz~200MHz	28/Feb/2023	27/Feb/2024
Pulse Limiter	R&S	EHS3-Z2	100920	9kHz ~ 30MHz	19/Oct/2023	18/Oct/2024
SENSE-EMI	Sporton	V5.11.13	N/A	N/A	N/A	N/A

Instrument for Conducted Test (TH01-HY)

Instrument	Manufacturer /Brand	Model No.	Serial No.	Spec.	Calibration Date	Calibration Due Date
Signal Analyzer	R&S	FSV 40	101013	10Hz~40GHz	10/Apr/2023	09/Apr/2024
SMB100A Signal Generator	R&S	SMB100A	181147	100kHz~40GHz	21/Oct/2022	20/Oct/2023
SMB100A Signal Generator	R&S	SMB100A	181147	100kHz~40GHz	20/Oct/2023	19/Oct/2024
Pulse Sensor	Anritsu	MA2411B	917017	300MHz~40GHz	15/Feb/2023	14/Feb/2024
Power Meter	Anritsu	ML2495A	949003	300MHz~40GHz	15/Feb/2023	14/Feb/2024
SENSE-15407_NII	Sporton	V5.11.10	N/A	N/A	N/A	N/A

Instrument for Conducted Test (TH07-HY)

Instrument	Manufacturer /Brand	Model No.	Serial No.	Spec.	Calibration Date	Calibration Due Date
Signal Analyzer	R&S	FSV 40	101013	10Hz~40GHz	10/Apr/2023	09/Apr/2024
SMB100A Signal Generator	R&S	SMB100A	181147	100kHz~40GHz	20/Oct/2023	19/Oct/2024
SMB100A Signal Generator	R&S	SMB100A	181147	100kHz~40GHz	21/Oct/2022	20/Oct/2023
Pulse Sensor	Anritsu	MA2411B	917017	300MHz~40GHz	15/Feb/2023	14/Feb/2024
Power Meter	Anritsu	ML2495A	949003	300MHz~40GHz	15/Feb/2023	14/Feb/2024
SENSE-15407_NII	Sporton	V5.11.10	N/A	N/A	N/A	N/A

Instrument for Radiated Test

Instrument	Manufacturer /Brand	Model No.	Serial No.	Spec.	Calibration Date	Calibration Due Date
3m Semi Anechoic Chamber	TDK	SAC-3M	03CH25-HY	30MHz~1GHz 3m	03/Aug/2023	02/Aug/2024
3m Semi Anechoic Chamber	TDK	SAC-3M	03CH25-HY	1GHz~18GHz 3m	09/Aug/2023	08/Aug/2024
Signal Analyzer	ROHDE&SCHWARZ	FSV3044	101410	10Hz~44GHz	02/Nov/2022	01/Nov/2023
Double Ridged Guide Horn Antenna	SCHWARZBECK	BBHA 9120 D	02876	1GHz~18GHz	12/Jul/2023	11/Jul/2024
Bilog Antenna & 6dB Attenuator	TESEQ & VGT	CBL 6111D & VFA 04002-06	63537/001	30MHz~1GHz	31/May/2023	30/May/2024
Preamplifier	SGH	PRAMP 903	20230515-1	30MHz~1GHz	25/May/2023	24/May/2024
Preamplifier	SGH	PRAMP 118-H	20230515-3	1GHz ~18GHz	25/May/2023	24/May/2024
RF Cable	HUBER+SUHNER	SUOFLEX 104	CB007	1GHz~40GHz	24/Apr/2023	23/Apr/2024
RF Cable	HUBER+SUHNER	SUOFLEX 104	CB007	9kHz~1GHz	24/Apr/2023	23/Apr/2024
Amplifier	EM	EM18G40G	060604	18GHz~40GHz	16/Mar/2023	15/Mar/2024
Broadband Horn Antenna	SCHWARZBECK	BBHA 9170	01248	18GHz~40GHz	21/Aug/2023	20/Aug/2024
EMI Test Receiver	ROHDE & SCHWARZ	ESR	102318	9kHz~3.6GHz	29/Dec/2022	28/Dec/2023
Loop Antenna	TESEQ	HLA 6120	31244	9kHz~30MHz	23/Mar/2023	22/Mar/2024
SENSE-15407_NII	Sporton	V5.11.10	N/A	N/A	N/A	N/A

Instrument for Radiated Test (Co-location)

Instrument	Manufacturer /Brand	Model No.	Serial No.	Spec.	Calibration Date	Calibration Due Date
3m Semi Anechoic Chamber	SIDT FRANKONIA	SAC-3M	03CH02-HY	1GHz~18GHz 3m	28/Jul/2023	27/Jul/2024
Signal Analyzer	R&S	FSP 40	100305	9kHz~40GHz	25/Mar/2023	24/Mar/2024
Double Ridged Guide Horn Antenna	SCHWARZBECK	BBHA 9120 D	02268	1GHz~18GHz	23/Sep/2023	22/Sep/2024
RF Cable-R03m	HUBER+SUHNER	SUCOFLEX104	03CH02-cable-01	1GHz~40GHz	10/Feb/2023	09/Feb/2024
Broadband Horn Antenna	SCHWARZBECK	BBHA 9170	BBHA 9170154	18GHz~40GHz	01/Jun/2023	31/May/2024
Microwave Preamplifier	Agilent	8449B	3008A02373	1GHz~26.5GHz	24/Oct/2023	23/Oct/2024
Microwave Preamplifier	EMC INSTRUMENTS	EM18G40G	060604	18GHz ~ 40GHz	16/Mar/2023	15/Mar/2024
SENSE-EMI	Sporton	V5.11.5	NA	NA	NA	NA

Summary

Mode	Result	Type	Freq (Hz)	Level (dBuV)	Limit (dBuV)	Margin (dB)	Condition
Mode 1	Pass	QP	152.414k	45.53	65.87	-20.34	Neutral

Result

Mode	Result	Type	Freq (Hz)	Level (dBuV)	Limit (dBuV)	Margin (dB)	Condition
Mode 1	Pass	QP	150k	45.50	66.00	-20.50	Line
Mode 1	Pass	AV	150k	27.90	56.00	-28.10	Line
Mode 1	Pass	QP	186.83k	40.27	64.18	-23.91	Line
Mode 1	Pass	AV	186.83k	24.43	54.18	-29.75	Line
Mode 1	Pass	QP	285.246k	29.58	60.67	-31.09	Line
Mode 1	Pass	AV	285.246k	17.78	50.67	-32.89	Line
Mode 1	Pass	QP	1.768M	25.42	56.00	-30.58	Line
Mode 1	Pass	AV	1.768M	19.88	46.00	-26.12	Line
Mode 1	Pass	QP	3.007M	21.41	56.00	-34.59	Line
Mode 1	Pass	AV	3.007M	17.87	46.00	-28.13	Line
Mode 1	Pass	QP	24.845M	23.88	60.00	-36.12	Line
Mode 1	Pass	AV	24.845M	19.85	50.00	-30.15	Line
Mode 1	Pass	QP	152.414k	45.53	65.87	-20.34	Neutral
Mode 1	Pass	AV	152.414k	28.63	55.87	-27.24	Neutral
Mode 1	Pass	QP	189.08k	40.27	64.07	-23.80	Neutral
Mode 1	Pass	AV	189.08k	24.06	54.07	-30.01	Neutral
Mode 1	Pass	QP	272.991k	30.64	61.03	-30.39	Neutral
Mode 1	Pass	AV	272.991k	17.89	51.03	-33.14	Neutral
Mode 1	Pass	QP	1.768M	19.57	56.00	-36.43	Neutral
Mode 1	Pass	AV	1.768M	15.74	46.00	-30.26	Neutral
Mode 1	Pass	QP	3.104M	21.34	56.00	-34.66	Neutral
Mode 1	Pass	AV	3.104M	17.84	46.00	-28.16	Neutral
Mode 1	Pass	QP	23.968M	24.67	60.00	-35.33	Neutral
Mode 1	Pass	AV	23.968M	20.50	50.00	-29.50	Neutral

Conducted Emissions at Powerline_Mode 1

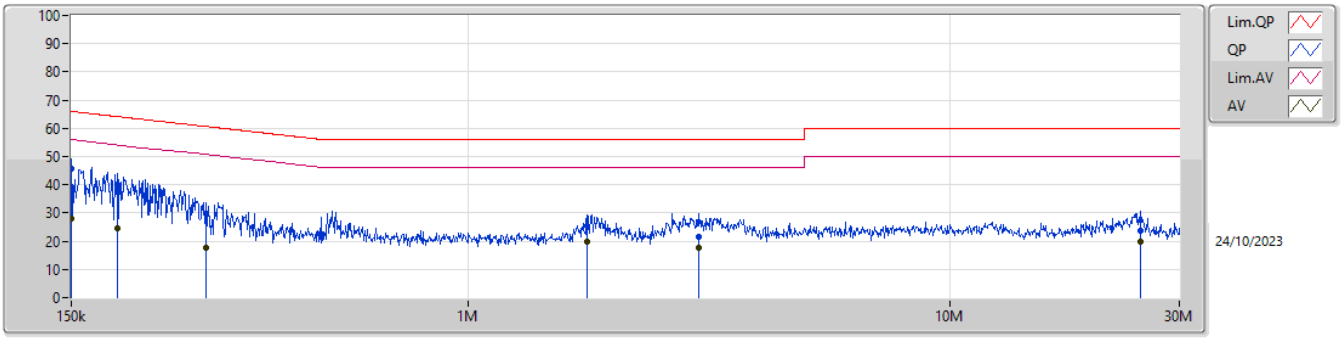

Type	Freq	Level	Limit	Margin	Factor	Condition	Comment	Raw	LISN	CL	AT
	(Hz)	(dBuV)	(dBuV)	(dB)	(dB)			(dBuV)	(dB)	(dB)	(dB)
QP	150k	45.50	66.00	-20.50	19.39	Line	-	26.11	9.57	0.03	9.79
AV	150k	27.90	56.00	-28.10	19.39	Line	-	8.51	9.57	0.03	9.79
QP	186.83k	40.27	64.18	-23.91	19.34	Line	-	20.93	9.56	0.03	9.75
AV	186.83k	24.43	54.18	-29.75	19.34	Line	-	5.09	9.56	0.03	9.75
QP	285.246k	29.58	60.67	-31.09	19.34	Line	-	10.24	9.57	0.04	9.73
AV	285.246k	17.78	50.67	-32.89	19.34	Line	-	-1.56	9.57	0.04	9.73
QP	1.768M	25.42	56.00	-30.58	19.45	Line	-	5.97	9.58	0.07	9.80
AV	1.768M	19.88	46.00	-26.12	19.45	Line	-	0.43	9.58	0.07	9.80
QP	3.007M	21.41	56.00	-34.59	19.53	Line	-	1.88	9.59	0.11	9.83
AV	3.007M	17.87	46.00	-28.13	19.53	Line	-	-1.66	9.59	0.11	9.83
QP	24.845M	23.88	60.00	-36.12	20.03	Line	-	3.85	9.74	0.31	9.98
AV	24.845M	19.85	50.00	-30.15	20.03	Line	-	-0.18	9.74	0.31	9.98

Conducted Emissions at Powerline_Mode 1

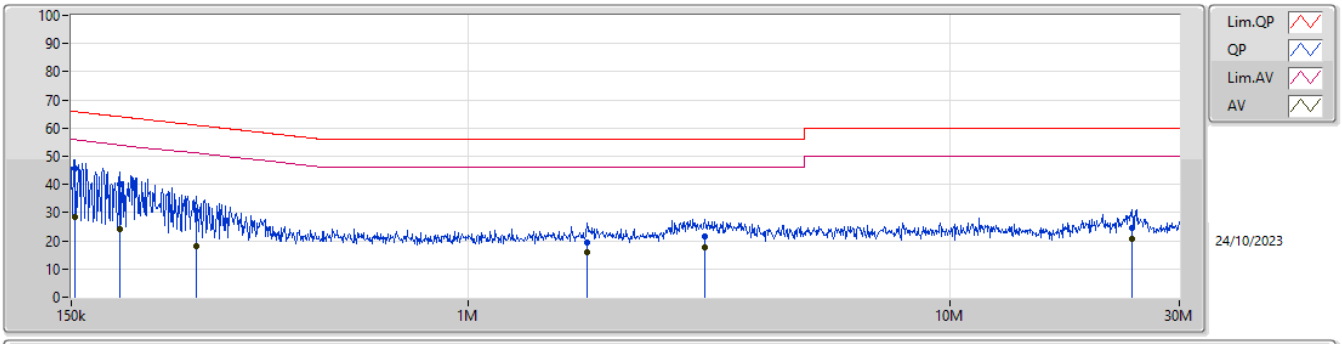

Type	Freq	Level	Limit	Margin	Factor	Condition	Comment	Raw	LISN	CL	AT
	(Hz)	(dBuV)	(dBuV)	(dB)	(dB)			(dBuV)	(dB)	(dB)	(dB)
QP	152.414k	45.53	65.87	-20.34	19.43	Neutral	-	26.10	9.62	0.03	9.78
AV	152.414k	28.63	55.87	-27.24	19.43	Neutral	-	9.20	9.62	0.03	9.78
QP	189.08k	40.27	64.07	-23.80	19.40	Neutral	-	20.87	9.62	0.03	9.75
AV	189.08k	24.06	54.07	-30.01	19.40	Neutral	-	4.66	9.62	0.03	9.75
QP	272.991k	30.64	61.03	-30.39	19.39	Neutral	-	11.25	9.62	0.03	9.74
AV	272.991k	17.89	51.03	-33.14	19.39	Neutral	-	-1.50	9.62	0.03	9.74
QP	1.768M	19.57	56.00	-36.43	19.51	Neutral	-	0.06	9.64	0.07	9.80
AV	1.768M	15.74	46.00	-30.26	19.51	Neutral	-	-3.77	9.64	0.07	9.80
QP	3.104M	21.34	56.00	-34.66	19.60	Neutral	-	1.74	9.65	0.11	9.84
AV	3.104M	17.84	46.00	-28.16	19.60	Neutral	-	-1.76	9.65	0.11	9.84
QP	23.968M	24.67	60.00	-35.33	20.29	Neutral	-	4.38	10.02	0.30	9.97
AV	23.968M	20.50	50.00	-29.50	20.29	Neutral	-	0.21	10.02	0.30	9.97

Summary

Mode	Result	Type	Freq (Hz)	Level (dBuV)	Limit (dBuV)	Margin (dB)	Condition
Mode 1	Pass	AV	1.797M	25.96	46.00	-20.04	Line

Result

Mode	Result	Type	Freq (Hz)	Level (dBuV)	Limit (dBuV)	Margin (dB)	Condition
Mode 1	Pass	QP	150.6k	45.40	65.96	-20.56	Line
Mode 1	Pass	AV	150.6k	28.99	55.96	-26.97	Line
Mode 1	Pass	QP	235.505k	35.87	62.25	-26.38	Line
Mode 1	Pass	AV	235.505k	26.11	52.25	-26.14	Line
Mode 1	Pass	QP	293.329k	28.37	60.44	-32.07	Line
Mode 1	Pass	AV	293.329k	18.23	50.44	-32.21	Line
Mode 1	Pass	QP	802.141k	16.53	56.00	-39.47	Line
Mode 1	Pass	AV	802.141k	13.21	46.00	-32.79	Line
Mode 1	Pass	QP	1.797M	34.30	56.00	-21.70	Line
Mode 1	Pass	AV	1.797M	25.96	46.00	-20.04	Line
Mode 1	Pass	QP	20.76M	24.20	60.00	-35.80	Line
Mode 1	Pass	AV	20.76M	20.85	50.00	-29.15	Line
Mode 1	Pass	QP	154.251k	45.15	65.77	-20.62	Neutral
Mode 1	Pass	AV	154.251k	28.84	55.77	-26.93	Neutral
Mode 1	Pass	QP	198.359k	39.01	63.69	-24.68	Neutral
Mode 1	Pass	AV	198.359k	24.31	53.69	-29.38	Neutral
Mode 1	Pass	QP	253.051k	32.79	61.66	-28.87	Neutral
Mode 1	Pass	AV	253.051k	21.34	51.66	-30.32	Neutral
Mode 1	Pass	QP	1.782M	23.94	56.00	-32.06	Neutral
Mode 1	Pass	AV	1.782M	19.34	46.00	-26.66	Neutral
Mode 1	Pass	QP	3.671M	18.43	56.00	-37.57	Neutral
Mode 1	Pass	AV	3.671M	16.00	46.00	-30.00	Neutral
Mode 1	Pass	QP	24.549M	27.01	60.00	-32.99	Neutral
Mode 1	Pass	AV	24.549M	21.73	50.00	-28.27	Neutral

Conducted Emissions at Powerline_Mode 1

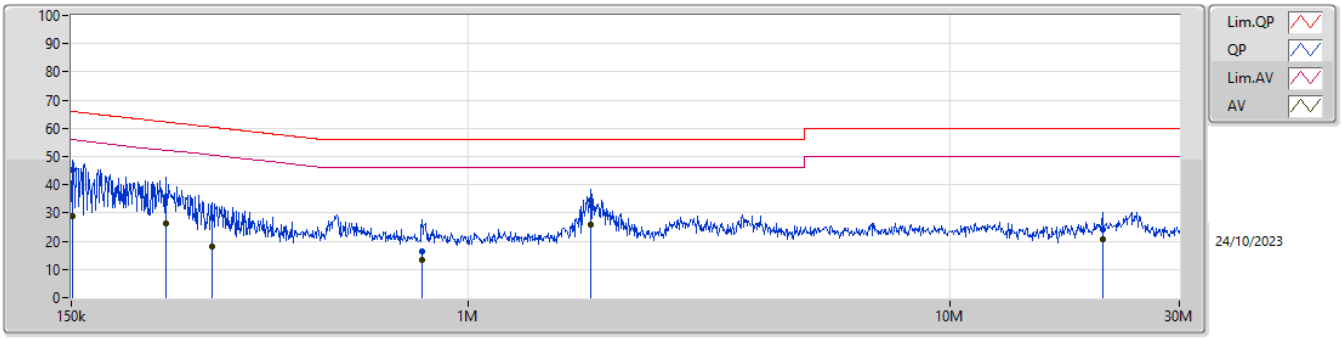

Type	Freq	Level	Limit	Margin	Factor	Condition	Comment	Raw	LISN	CL	AT
	(Hz)	(dBuV)	(dBuV)	(dB)	(dB)			(dBuV)	(dB)	(dB)	(dB)
QP	150.6k	45.40	65.96	-20.56	19.38	Line	-	26.02	9.57	0.03	9.78
AV	150.6k	28.99	55.96	-26.97	19.38	Line	-	9.61	9.57	0.03	9.78
QP	235.505k	35.87	62.25	-26.38	19.33	Line	-	16.54	9.56	0.03	9.74
AV	235.505k	26.11	52.25	-26.14	19.33	Line	-	6.78	9.56	0.03	9.74
QP	293.329k	28.37	60.44	-32.07	19.34	Line	-	9.03	9.57	0.04	9.73
AV	293.329k	18.23	50.44	-32.21	19.34	Line	-	-1.11	9.57	0.04	9.73
QP	802.141k	16.53	56.00	-39.47	19.38	Line	-	-2.85	9.57	0.05	9.76
AV	802.141k	13.21	46.00	-32.79	19.38	Line	-	-6.17	9.57	0.05	9.76
QP	1.797M	34.30	56.00	-21.70	19.46	Line	-	14.84	9.58	0.08	9.80
AV	1.797M	25.96	46.00	-20.04	19.46	Line	-	6.50	9.58	0.08	9.80
QP	20.76M	24.20	60.00	-35.80	19.94	Line	-	4.26	9.72	0.28	9.94
AV	20.76M	20.85	50.00	-29.15	19.94	Line	-	0.91	9.72	0.28	9.94

Conducted Emissions at Powerline_Mode 1

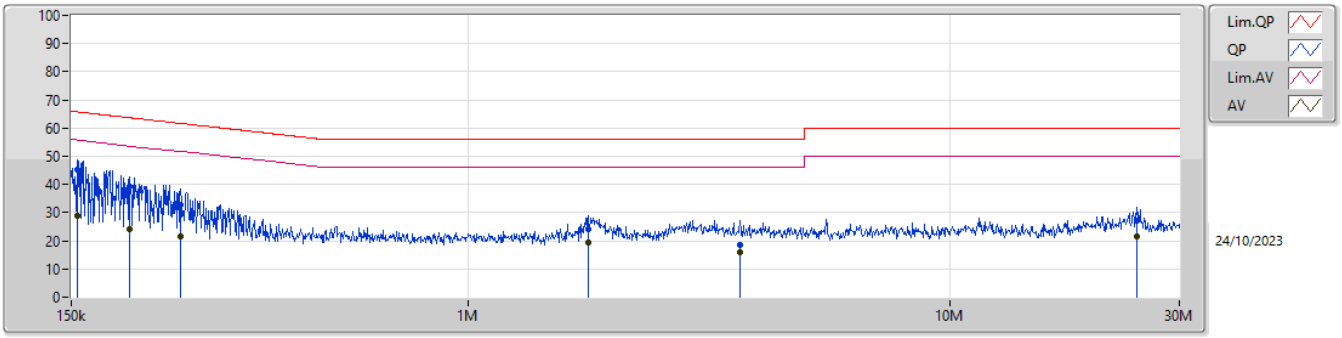

Type	Freq	Level	Limit	Margin	Factor	Condition	Comment	Raw	LISN	CL	AT
	(Hz)	(dBuV)	(dBuV)	(dB)	(dB)			(dBuV)	(dB)	(dB)	(dB)
QP	154.251k	45.15	65.77	-20.62	19.43	Neutral	-	25.72	9.62	0.03	9.78
AV	154.251k	28.84	55.77	-26.93	19.43	Neutral	-	9.41	9.62	0.03	9.78
QP	198.359k	39.01	63.69	-24.68	19.39	Neutral	-	19.62	9.62	0.03	9.74
AV	198.359k	24.31	53.69	-29.38	19.39	Neutral	-	4.92	9.62	0.03	9.74
QP	253.051k	32.79	61.66	-28.87	19.39	Neutral	-	13.40	9.62	0.03	9.74
AV	253.051k	21.34	51.66	-30.32	19.39	Neutral	-	1.95	9.62	0.03	9.74
QP	1.782M	23.94	56.00	-32.06	19.52	Neutral	-	4.42	9.64	0.08	9.80
AV	1.782M	19.34	46.00	-26.66	19.52	Neutral	-	-0.18	9.64	0.08	9.80
QP	3.671M	18.43	56.00	-37.57	19.63	Neutral	-	-1.20	9.66	0.12	9.85
AV	3.671M	16.00	46.00	-30.00	19.63	Neutral	-	-3.63	9.66	0.12	9.85
QP	24.549M	27.01	60.00	-32.99	20.32	Neutral	-	6.69	10.03	0.31	9.98
AV	24.549M	21.73	50.00	-28.27	20.32	Neutral	-	1.41	10.03	0.31	9.98

Summary

Mode	Max-N dB (Hz)	Max-OBW (Hz)	ITU-Code	Min-N dB (Hz)	Min-OBW (Hz)
5.925-6.425GHz	-	-	-	-	-
802.11ax HEW20_Nss1,(MCS0)_2TX	21.395M	19.04M	19M0D1D	20.735M	18.866M
802.11ax HEW40_Nss1,(MCS0)_2TX	39.49M	37.631M	37M6D1D	39.05M	37.381M
802.11ax HEW80_Nss1,(MCS0)_2TX	80.74M	77.261M	77M3D1D	79.64M	76.762M
802.11ax HEW160_Nss1,(MCS0)_2TX	162.36M	156.322M	156MD1D	161.48M	154.323M
6.525-6.875GHz	-	-	-	-	-
802.11ax HEW20_Nss1,(MCS0)_2TX	21.395M	19.09M	19M1D1D	20.68M	18.891M
802.11ax HEW40_Nss1,(MCS0)_2TX	39.38M	37.731M	37M7D1D	38.94M	37.481M
802.11ax HEW80_Nss1,(MCS0)_2TX	80.52M	77.161M	77M2D1D	80.08M	76.462M
802.11ax HEW160_Nss1,(MCS0)_2TX	162.8M	156.122M	156MD1D	161.92M	155.722M

Max-N dB = Maximum 6dB down bandwidth for 5.725-5.85GHz band / Maximum 26dB down bandwidth for other band;
Max-OBW = Maximum 99% occupied bandwidth;
Min-N dB = Minimum 6dB down bandwidth for 5.725-5.85GHz band / Maximum 26dB down bandwidth for other band;
Min-OBW = Minimum 99% occupied bandwidth

Result

Mode	Result	Limit (Hz)	Port 1-N dB (Hz)	Port 1-OBW (Hz)	Port 2-N dB (Hz)	Port 2-OBW (Hz)
802.11ax HEW20_Nss1,(MCS0)_2TX	-	-	-	-	-	-
5955MHz	Pass	Inf	20.845M	18.866M	20.9M	18.941M
6195MHz	Pass	Inf	21.34M	19.04M	21.395M	19.015M
6415MHz	Pass	Inf	21.34M	18.991M	20.735M	19.04M
6535MHz	Pass	Inf	20.68M	19.015M	20.68M	18.891M
6695MHz	Pass	Inf	21.395M	19.015M	20.845M	19.09M
6855MHz	Pass	Inf	21.01M	19.09M	21.12M	19.015M
802.11ax HEW40_Nss1,(MCS0)_2TX	-	-	-	-	-	-
5965MHz	Pass	Inf	39.49M	37.531M	39.16M	37.481M
6205MHz	Pass	Inf	39.38M	37.381M	39.49M	37.631M
6405MHz	Pass	Inf	39.16M	37.481M	39.05M	37.531M
6565MHz	Pass	Inf	39.05M	37.631M	38.94M	37.481M
6685MHz	Pass	Inf	39.38M	37.531M	39.27M	37.731M
6845MHz	Pass	Inf	39.16M	37.481M	39.05M	37.481M
802.11ax HEW80_Nss1,(MCS0)_2TX	-	-	-	-	-	-
5985MHz	Pass	Inf	79.86M	76.762M	80.08M	76.762M
6225MHz	Pass	Inf	80.74M	76.962M	80.52M	76.862M
6385MHz	Pass	Inf	79.64M	77.261M	80.52M	77.161M
6625MHz	Pass	Inf	80.3M	76.462M	80.3M	77.061M
6705MHz	Pass	Inf	80.08M	77.161M	80.52M	76.962M
6785MHz	Pass	Inf	80.3M	77.061M	80.52M	77.161M
802.11ax HEW160_Nss1,(MCS0)_2TX	-	-	-	-	-	-
6025MHz	Pass	Inf	162.36M	155.322M	161.48M	156.122M
6185MHz	Pass	Inf	162.36M	154.323M	161.48M	155.522M
6345MHz	Pass	Inf	161.92M	155.322M	161.92M	156.322M
6665MHz	Pass	Inf	162.8M	155.722M	161.92M	156.122M

Port X-N dB = Port X 6dB down bandwidth for 5.725-5.85GHz band / 26dB down bandwidth for other band
Port X-OBW = Port X 99% occupied bandwidth

5.925-6.425GHz_802.11ax HEW20_Nss1,(MCS0)_2TX **EBW**

5955MHz

17/10/2023

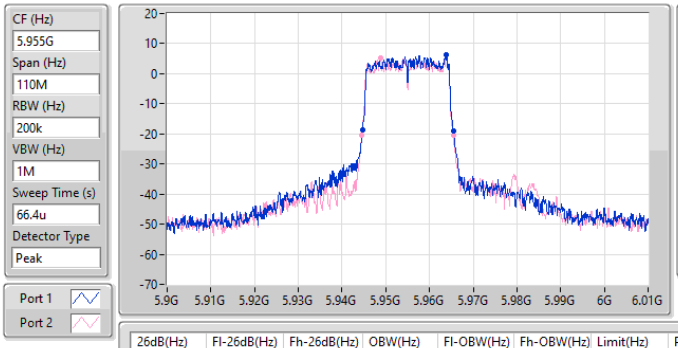

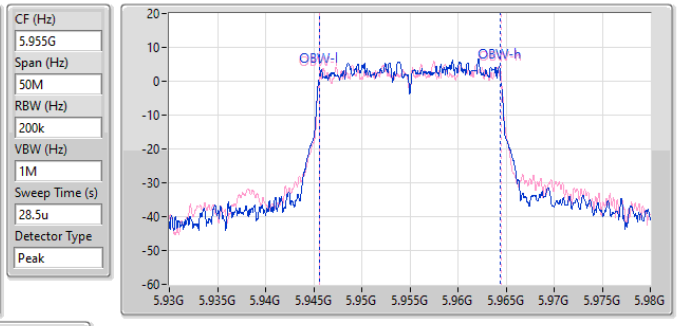

26dB(Hz)	Fl-26dB(Hz)	Fh-26dB(Hz)	OBW(Hz)	Fl-OBW(Hz)	Fh-OBW(Hz)	Limit(Hz)	Port
20.845M	5.94466G	5.965505G	18.866M	5.945555G	5.96442G	Inf	1
20.9M	5.94455G	5.96545G	18.941M	5.945555G	5.964495G	Inf	2

5.925-6.425GHz_802.11ax HEW20_Nss1,(MCS0)_2TX **EBW**

6195MHz

17/10/2023

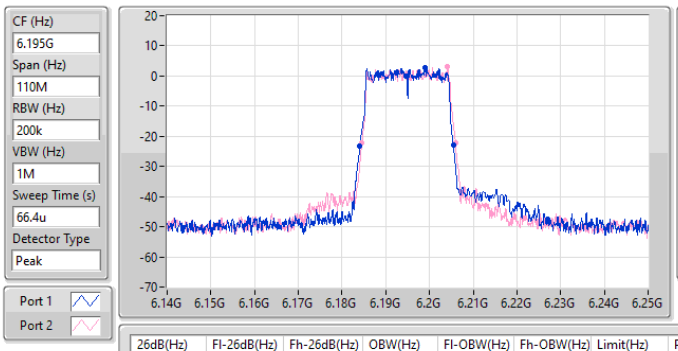

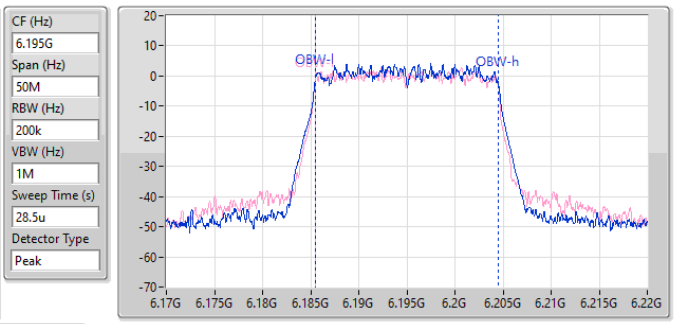

26dB(Hz)	Fl-26dB(Hz)	Fh-26dB(Hz)	OBW(Hz)	Fl-OBW(Hz)	Fh-OBW(Hz)	Limit(Hz)	Port
21.34M	6.18411G	6.20545G	19.04M	6.185455G	6.204495G	Inf	1
21.395M	6.18455G	6.205945G	19.015M	6.185455G	6.20447G	Inf	2

5.925-6.425GHz_802.11ax HEW20_Nss1,(MCS0)_2TX **EBW**

6415MHz

17/10/2023

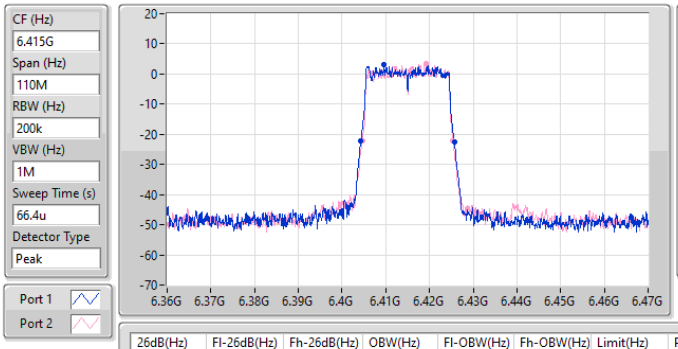

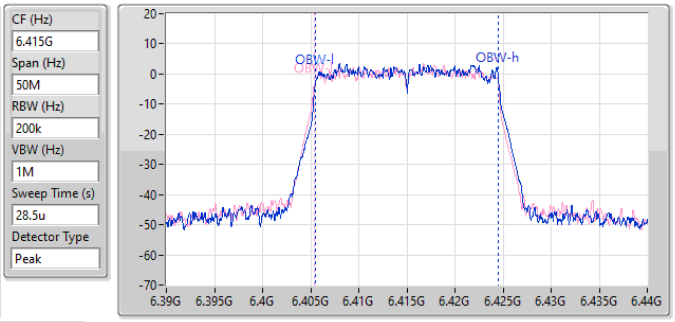

26dB(Hz)	Fl-26dB(Hz)	Fh-26dB(Hz)	OBW(Hz)	Fl-OBW(Hz)	Fh-OBW(Hz)	Limit(Hz)	Port
21.34M	6.40433G	6.42567G	18.991M	6.40553G	6.42452G	Inf	1
20.735M	6.404605G	6.42534G	19.04M	6.40543G	6.42447G	Inf	2

6.525-6.875GHz_802.11ax HEW20_Nss1,(MCS0)_2TX **EBW**

6535MHz

17/10/2023

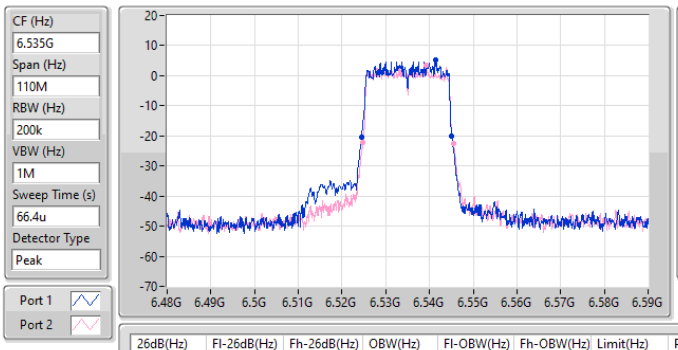

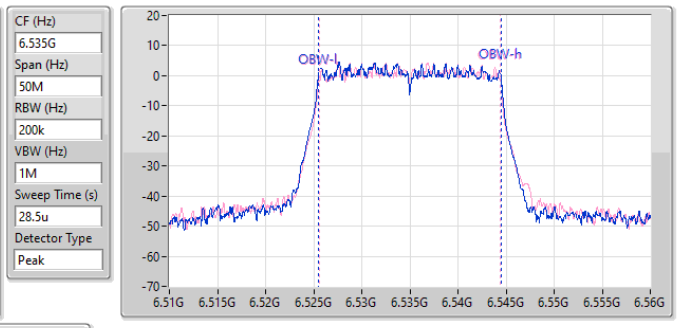

26dB(Hz)	Fl-26dB(Hz)	Fh-26dB(Hz)	OBW(Hz)	Fl-OBW(Hz)	Fh-OBW(Hz)	Limit(Hz)	Port
20.68M	6.52444G	6.54512G	19.015M	6.525455G	6.54447G	Inf	1
20.68M	6.524825G	6.545505G	18.891M	6.525555G	6.544445G	Inf	2

6.525-6.875GHz_802.11ax HEW20_Nss1,(MCS0)_2TX **EBW**

6695MHz

17/10/2023

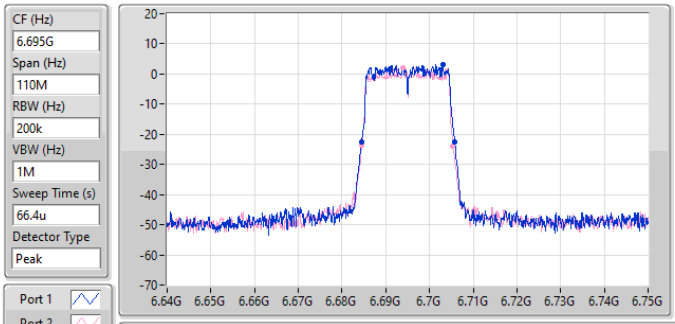

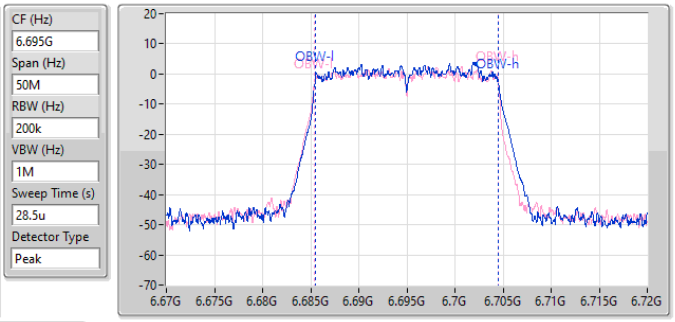

26dB(Hz)	Fl-26dB(Hz)	Fh-26dB(Hz)	OBW(Hz)	Fl-OBW(Hz)	Fh-OBW(Hz)	Limit(Hz)	Port
21.395M	6.684385G	6.70578G	19.015M	6.685505G	6.70452G	Inf	1
20.845M	6.68455G	6.705395G	19.09M	6.68538G	6.70447G	Inf	2

6.525-6.875GHz_802.11ax HEW20_Nss1,(MCS0)_2TX **EBW**

6855MHz

17/10/2023

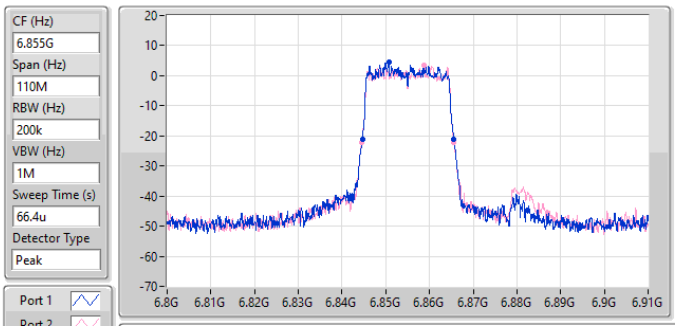

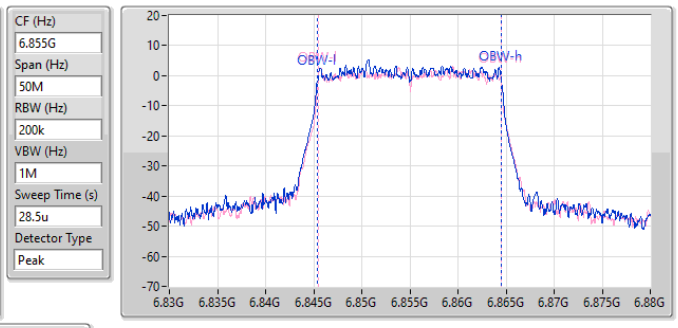

26dB(Hz)	Fl-26dB(Hz)	Fh-26dB(Hz)	OBW(Hz)	Fl-OBW(Hz)	Fh-OBW(Hz)	Limit(Hz)	Port
21.01M	6.844605G	6.865615G	19.09M	6.845405G	6.864495G	Inf	1
21.12M	6.844495G	6.865615G	19.015M	6.84548G	6.864495G	Inf	2

5.925-6.425GHz_802.11ax HEW40_Nss1,(MCS0)_2TX **EBW**

5965MHz

17/10/2023

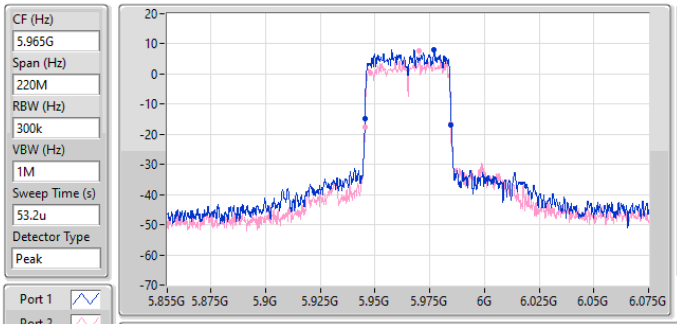

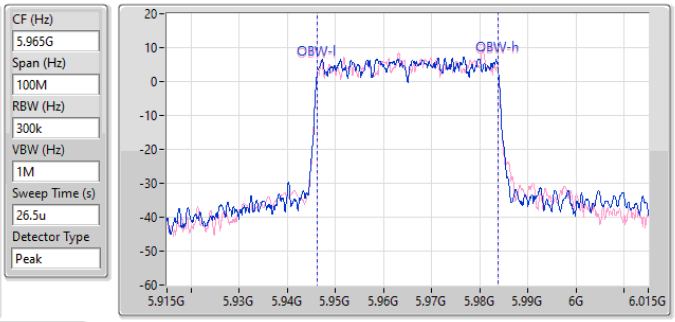

26dB(Hz)	Fl-26dB(Hz)	Fh-26dB(Hz)	OBW(Hz)	Fl-OBW(Hz)	Fh-OBW(Hz)	Limit(Hz)	Port
39.49M	5.94531G	5.9848G	37.531M	5.946259G	5.983791G	Inf	1
39.16M	5.94542G	5.98458G	37.481M	5.946309G	5.983791G	Inf	2

5.925-6.425GHz_802.11ax HEW40_Nss1,(MCS0)_2TX **EBW**

6205MHz

17/10/2023

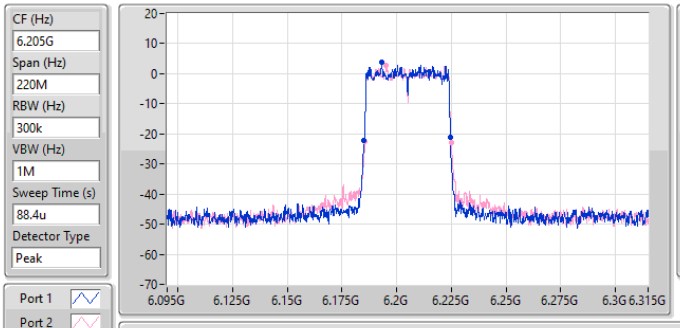

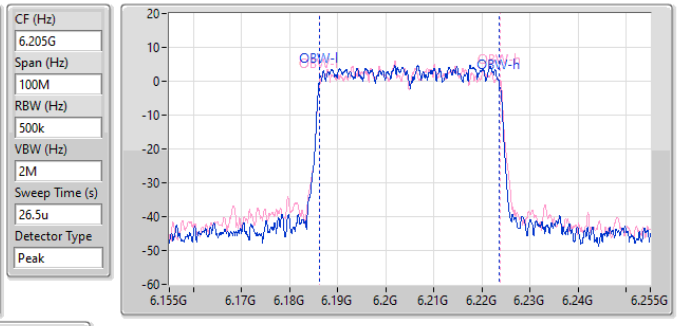

26dB(Hz)	Fl-26dB(Hz)	Fh-26dB(Hz)	OBW(Hz)	Fl-OBW(Hz)	Fh-OBW(Hz)	Limit(Hz)	Port
39.38M	6.18509G	6.22447G	37.381M	6.186209G	6.223591G	Inf	1
39.49M	6.18542G	6.22491G	37.631M	6.186259G	6.223891G	Inf	2

5.925-6.425GHz_802.11ax HEW40_Nss1,(MCS0)_2TX **EBW**

6405MHz

17/10/2023

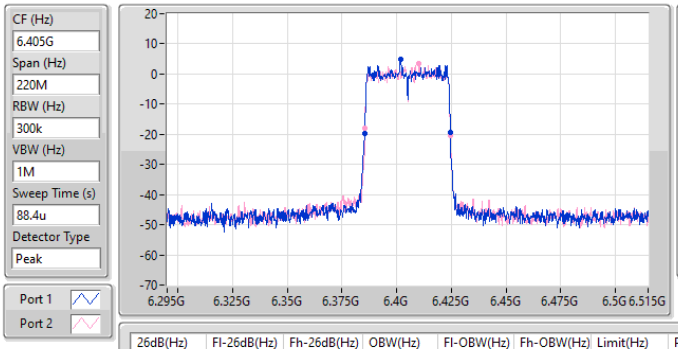

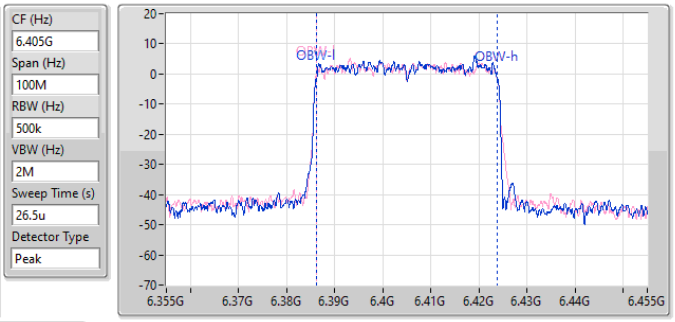

26dB(Hz)	Fl-26dB(Hz)	Fh-26dB(Hz)	OBW(Hz)	Fl-OBW(Hz)	Fh-OBW(Hz)	Limit(Hz)	Port
39.16M	6.38531G	6.42447G	37.481M	6.386259G	6.423741G	Inf	1
39.05M	6.38553G	6.42458G	37.531M	6.386209G	6.423741G	Inf	2

6.525-6.875GHz_802.11ax HEW40_Nss1,(MCS0)_2TX **EBW**

6565MHz

17/10/2023

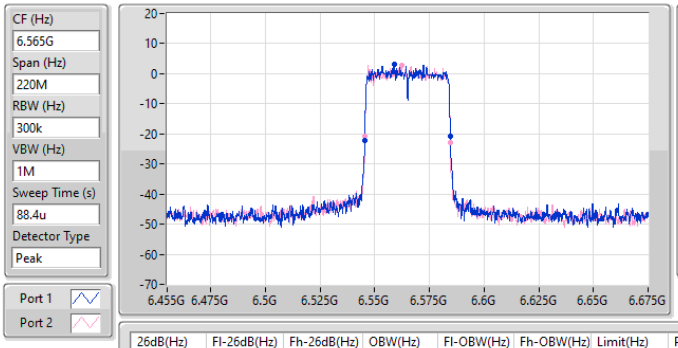

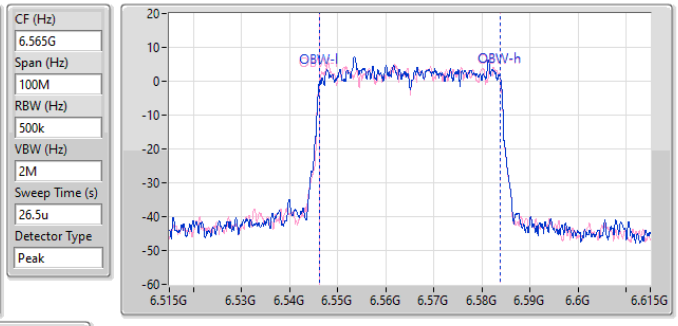

26dB(Hz)	Fl-26dB(Hz)	Fh-26dB(Hz)	OBW(Hz)	Fl-OBW(Hz)	Fh-OBW(Hz)	Limit(Hz)	Port
39.05M	6.54542G	6.58447G	37.631M	6.546259G	6.583891G	Inf	1
38.94M	6.54553G	6.58447G	37.481M	6.546259G	6.583741G	Inf	2

6.525-6.875GHz_802.11ax HEW40_Nss1,(MCS0)_2TX **EBW**

6685MHz

17/10/2023

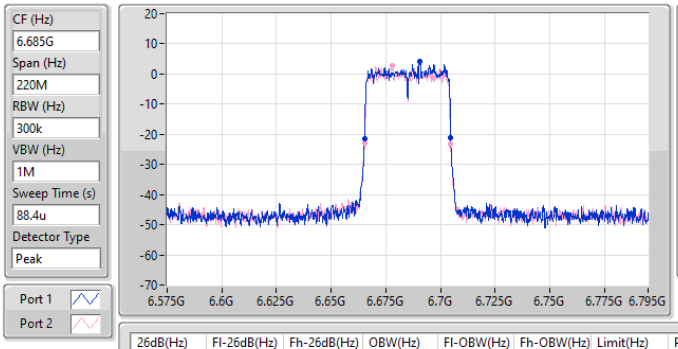

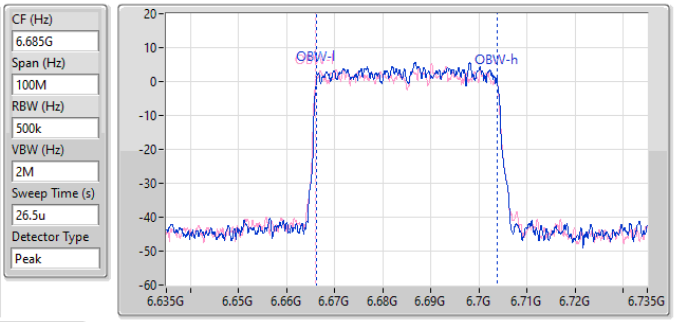

26dB(Hz)	Fl-26dB(Hz)	Fh-26dB(Hz)	OBW(Hz)	Fl-OBW(Hz)	Fh-OBW(Hz)	Limit(Hz)	Port
39.38M	6.66531G	6.70469G	37.531M	6.666259G	6.703791G	Inf	1
39.27M	6.66542G	6.70469G	37.731M	6.666059G	6.703791G	Inf	2

6.525-6.875GHz_802.11ax HEW40_Nss1,(MCS0)_2TX **EBW**

6845MHz

17/10/2023

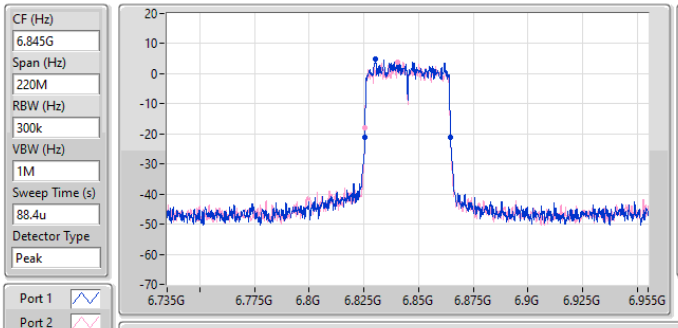

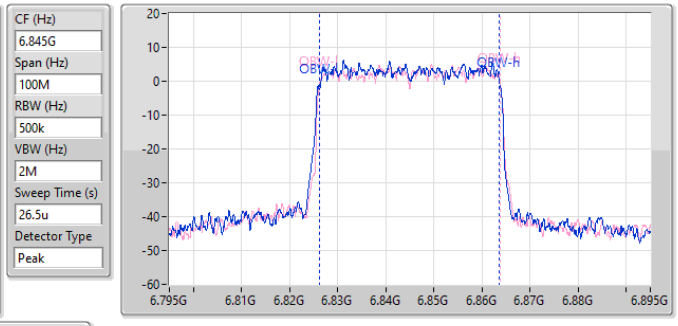

26dB(Hz)	Fl-26dB(Hz)	Fh-26dB(Hz)	OBW(Hz)	Fl-OBW(Hz)	Fh-OBW(Hz)	Limit(Hz)	Port
39.16M	6.82542G	6.86458G	37.481M	6.826159G	6.863641G	Inf	1
39.05M	6.82553G	6.86458G	37.481M	6.826259G	6.863741G	Inf	2

5.925-6.425GHz_802.11ax HEW80_Nss1,(MCS0)_2TX **EBW**

5985MHz

17/10/2023

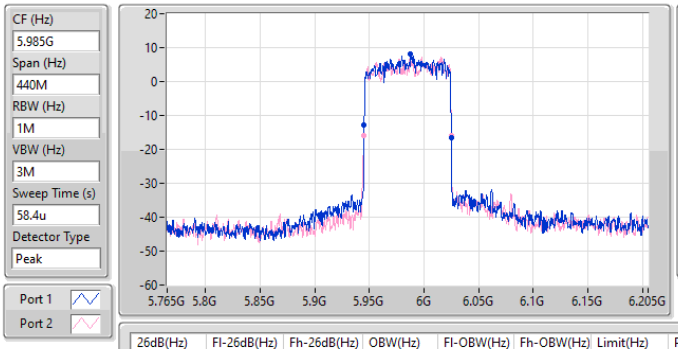

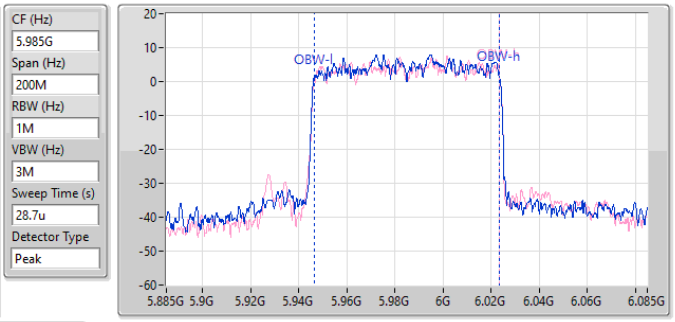

26dB(Hz)	Fl-26dB(Hz)	Fh-26dB(Hz)	OBW(Hz)	Fl-OBW(Hz)	Fh-OBW(Hz)	Limit(Hz)	Port
79.86M	5.94518G	6.02504G	76.762M	5.946619G	6.023381G	Inf	1
80.08M	5.94496G	6.02504G	76.762M	5.946719G	6.023481G	Inf	2

5.925-6.425GHz_802.11ax HEW80_Nss1,(MCS0)_2TX **EBW**

6225MHz

17/10/2023

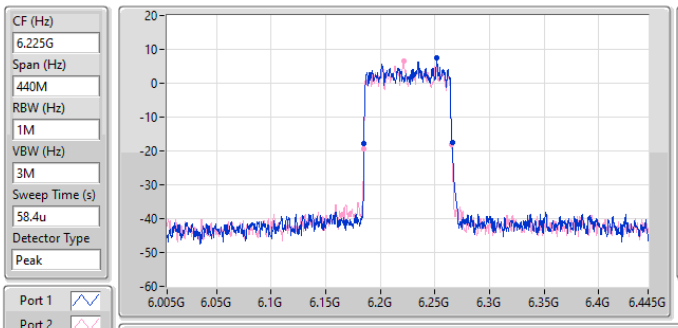

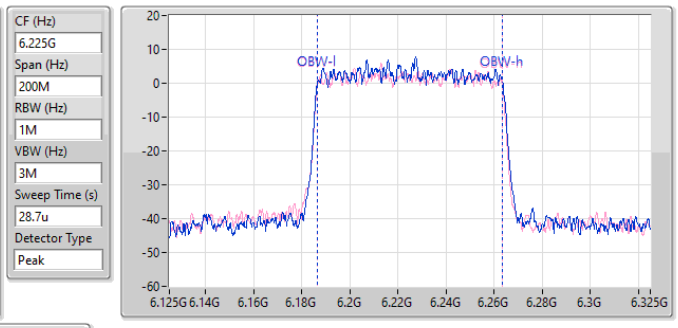

26dB(Hz)	Fl-26dB(Hz)	Fh-26dB(Hz)	OBW(Hz)	Fl-OBW(Hz)	Fh-OBW(Hz)	Limit(Hz)	Port
80.74M	6.18496G	6.2657G	76.962M	6.186619G	6.263581G	Inf	1
80.52M	6.18496G	6.26548G	76.862M	6.186519G	6.263381G	Inf	2

5.925-6.425GHz_802.11ax HEW80_Nss1,(MCS0)_2TX **EBW**

6385MHz

17/10/2023

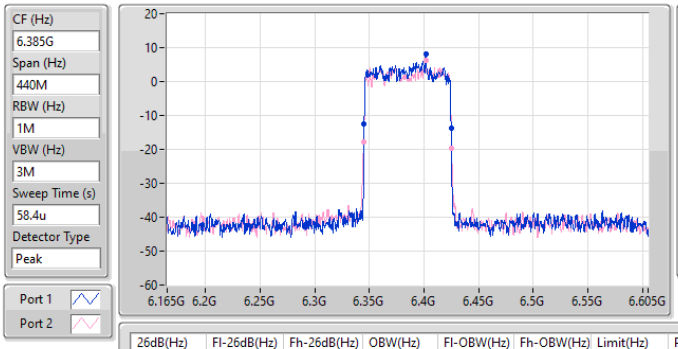

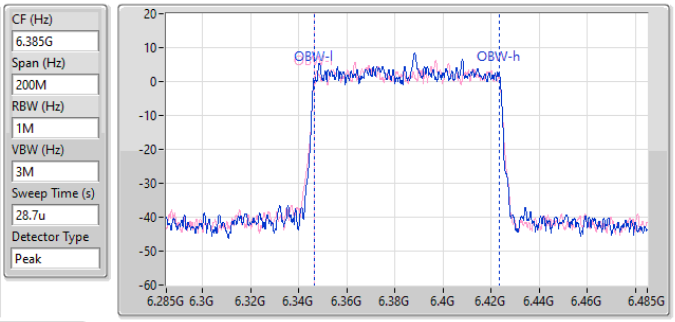

26dB(Hz)	Fl-26dB(Hz)	Fh-26dB(Hz)	OBW(Hz)	Fl-OBW(Hz)	Fh-OBW(Hz)	Limit(Hz)	Port
79.64M	6.34518G	6.42482G	77.261M	6.346419G	6.423681G	Inf	1
80.52M	6.34474G	6.42526G	77.161M	6.346419G	6.423581G	Inf	2

6.525-6.875GHz_802.11ax HEW80_Nss1,(MCS0)_2TX **EBW**

6625MHz

17/10/2023

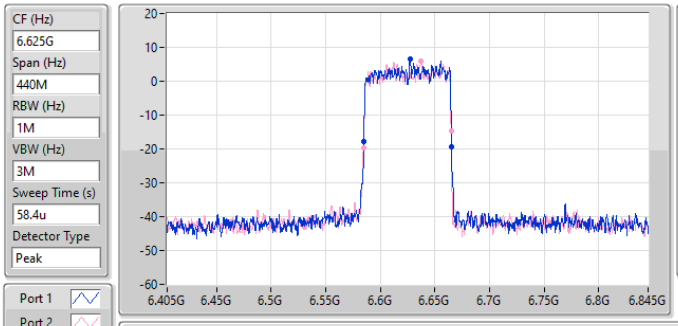

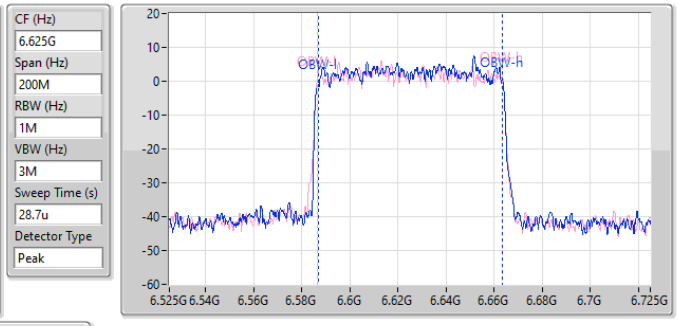

26dB(Hz)	Fl-26dB(Hz)	Fh-26dB(Hz)	OBW(Hz)	Fl-OBW(Hz)	Fh-OBW(Hz)	Limit(Hz)	Port
80.3M	6.58496G	6.66526G	76.462M	6.586919G	6.663381G	Inf	1
80.3M	6.58452G	6.66482G	77.061M	6.586519G	6.663581G	Inf	2

6.525-6.875GHz_802.11ax HEW80_Nss1,(MCS0)_2TX **EBW**

6705MHz

17/10/2023

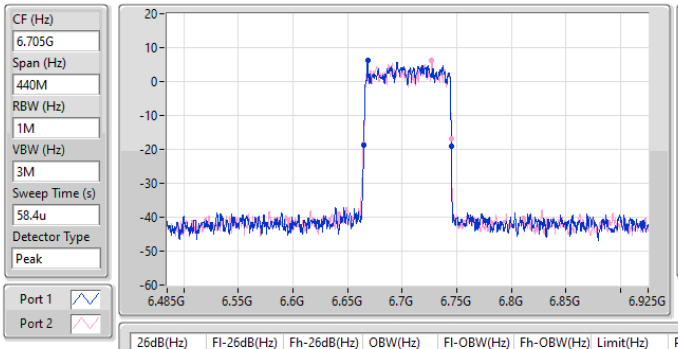

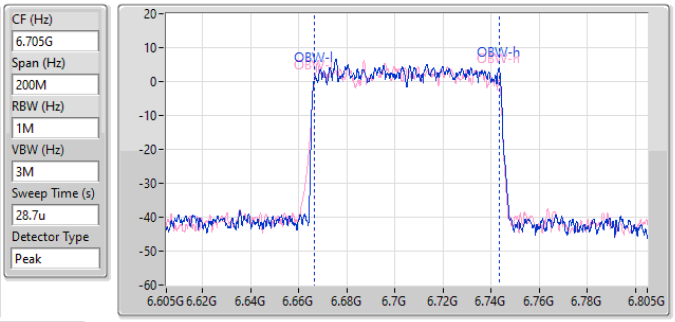

26dB(Hz)	Fl-26dB(Hz)	Fh-26dB(Hz)	OBW(Hz)	Fl-OBW(Hz)	Fh-OBW(Hz)	Limit(Hz)	Port
80.08M	6.66496G	6.74504G	77.161M	6.666519G	6.743681G	Inf	1
80.52M	6.66452G	6.74504G	76.962M	6.666519G	6.743481G	Inf	2

6.525-6.875GHz_802.11ax HEW80_Nss1,(MCS0)_2TX **EBW**

6785MHz

17/10/2023

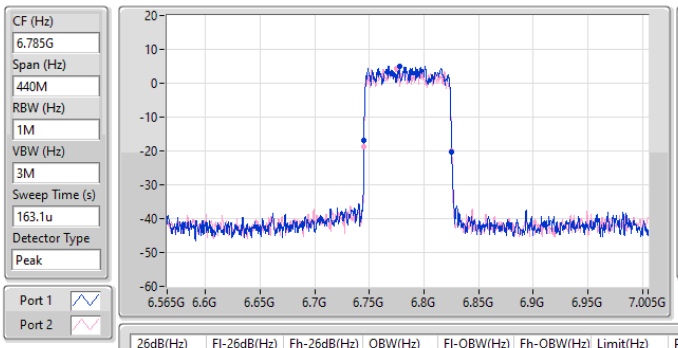

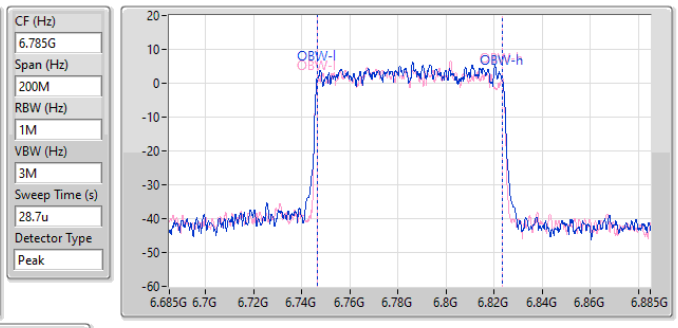

26dB(Hz)	Fl-26dB(Hz)	Fh-26dB(Hz)	OBW(Hz)	Fl-OBW(Hz)	Fh-OBW(Hz)	Limit(Hz)	Port
80.3M	6.74496G	6.82526G	77.061M	6.746519G	6.823581G	Inf	1
80.52M	6.74496G	6.82548G	77.161M	6.746519G	6.823681G	Inf	2

5.925-6.425GHz_802.11ax HEW160_Nss1,(MCS0)_2TX **EBW**

6025MHz

17/10/2023

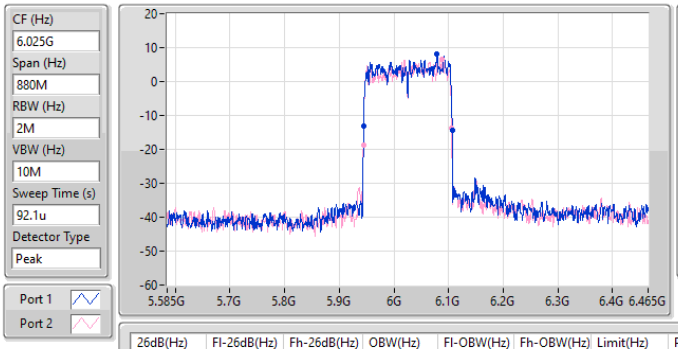

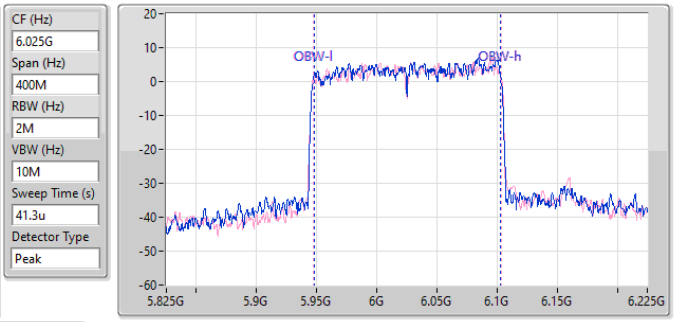

26dB(Hz)	Fl-26dB(Hz)	Fh-26dB(Hz)	OBW(Hz)	Fl-OBW(Hz)	Fh-OBW(Hz)	Limit(Hz)	Port
162.36M	5.94448G	6.10684G	155.322M	5.947639G	6.102961G	Inf	1
161.48M	5.94404G	6.10552G	156.122M	5.947239G	6.103361G	Inf	2

5.925-6.425GHz_802.11ax HEW160_Nss1,(MCS0)_2TX **EBW**

6185MHz

17/10/2023

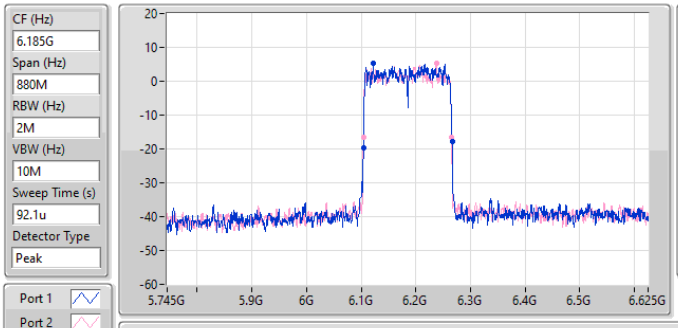

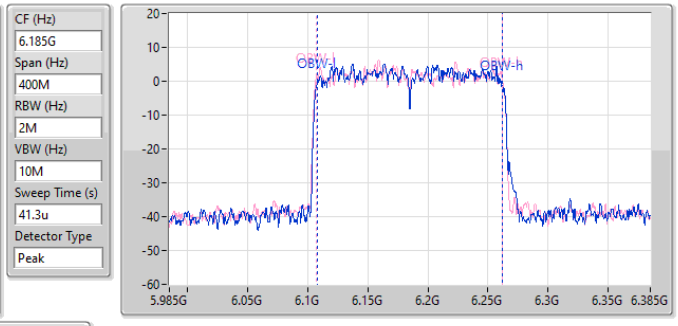

26dB(Hz)	Fl-26dB(Hz)	Fh-26dB(Hz)	OBW(Hz)	Fl-OBW(Hz)	Fh-OBW(Hz)	Limit(Hz)	Port
162.36M	6.10404G	6.2664G	154.323M	6.107839G	6.262161G	Inf	1
161.48M	6.10404G	6.26552G	155.522M	6.106839G	6.262361G	Inf	2

5.925-6.425GHz_802.11ax HEW160_Nss1,(MCS0)_2TX **EBW**

6345MHz

17/10/2023

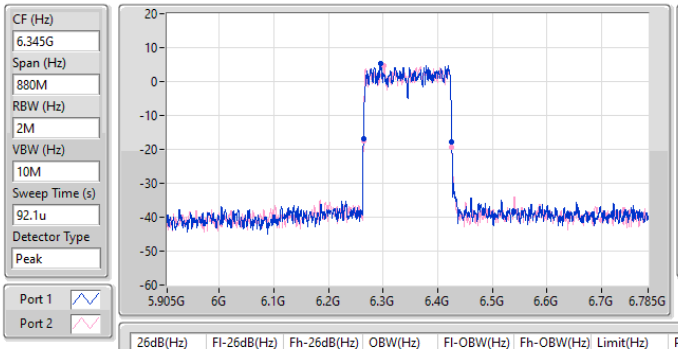

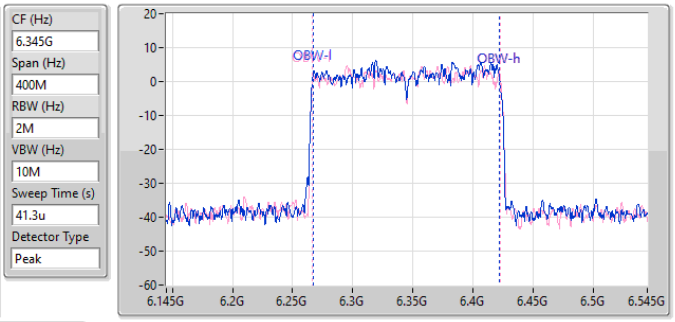

26dB(Hz)	Fl-26dB(Hz)	Fh-26dB(Hz)	OBW(Hz)	Fl-OBW(Hz)	Fh-OBW(Hz)	Limit(Hz)	Port
161.92M	6.26404G	6.42596G	155.322M	6.266839G	6.422161G	Inf	1
161.92M	6.26404G	6.42596G	156.322M	6.266639G	6.422961G	Inf	2

6.525-6.875GHz_802.11ax HEW160_Nss1,(MCS0)_2TX **EBW**

6665MHz

17/10/2023

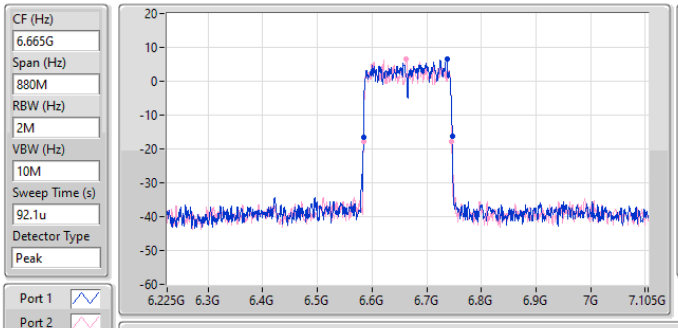

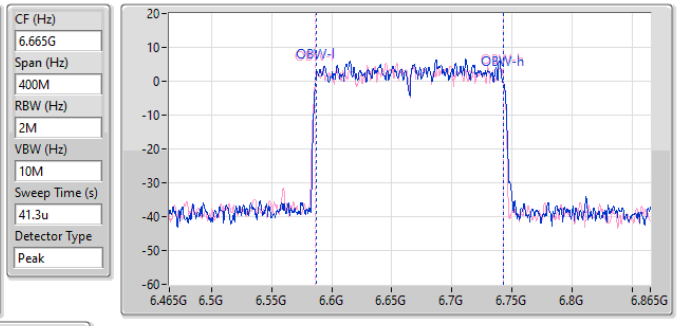

26dB(Hz)	Fl-26dB(Hz)	Fh-26dB(Hz)	OBW(Hz)	Fl-OBW(Hz)	Fh-OBW(Hz)	Limit(Hz)	Port
162.8M	6.58404G	6.74684G	155.722M	6.587039G	6.742761G	Inf	1
161.92M	6.58404G	6.74596G	156.122M	6.586639G	6.742761G	Inf	2

Summary

Mode	Max-N dB (Hz)	Max-OBW (Hz)	ITU-Code	Min-N dB (Hz)	Min-OBW (Hz)
5.925-6.425GHz	-	-	-	-	-
802.11ax HEW20_Nss1,(MCS0)_2TX	24.585M	19.09M	19M1D1D	21.505M	19.015M
802.11ax HEW40_Nss1,(MCS0)_2TX	42.24M	37.731M	37M7D1D	39.05M	37.531M
802.11ax HEW80_Nss1,(MCS0)_2TX	81.18M	77.061M	77M1D1D	79.86M	76.862M
802.11ax HEW160_Nss1,(MCS0)_2TX	240.68M	155.922M	156MD1D	163.24M	155.522M
6.525-6.875GHz	-	-	-	-	-
802.11ax HEW20_Nss1,(MCS0)_2TX	30.14M	19.115M	19M1D1D	21.01M	18.966M
802.11ax HEW40_Nss1,(MCS0)_2TX	57.75M	37.781M	37M8D1D	39.05M	37.531M
802.11ax HEW80_Nss1,(MCS0)_2TX	102.08M	77.461M	77M5D1D	80.52M	76.962M
802.11ax HEW160_Nss1,(MCS0)_2TX	272.8M	156.722M	157MD1D	205.92M	155.522M

Max-N dB = Maximum 6dB down bandwidth for 5.725-5.85GHz band / Maximum 26dB down bandwidth for other band;
Max-OBW = Maximum 99% occupied bandwidth;
Min-N dB = Minimum 6dB down bandwidth for 5.725-5.85GHz band / Maximum 26dB down bandwidth for other band;
Min-OBW = Minimum 99% occupied bandwidth

Result

Mode	Result	Limit (Hz)	Port 1-N dB (Hz)	Port 1-OBW (Hz)	Port 2-N dB (Hz)	Port 2-OBW (Hz)
802.11ax HEW20_Nss1,(MCS0)_2TX	-	-	-	-	-	-
5955MHz	Pass	Inf	23.045M	19.04M	24.475M	19.09M
6195MHz	Pass	Inf	23.815M	19.04M	22.605M	19.015M
6415MHz	Pass	Inf	21.505M	19.015M	24.585M	19.065M
6535MHz	Pass	Inf	21.01M	19.04M	21.89M	18.991M
6695MHz	Pass	Inf	30.14M	19.115M	21.505M	18.966M
6855MHz	Pass	Inf	21.065M	19.04M	23.925M	19.015M
802.11ax HEW40_Nss1,(MCS0)_2TX	-	-	-	-	-	-
5965MHz	Pass	Inf	42.24M	37.731M	39.38M	37.631M
6205MHz	Pass	Inf	39.16M	37.531M	39.16M	37.581M
6405MHz	Pass	Inf	39.27M	37.631M	39.05M	37.531M
6565MHz	Pass	Inf	39.27M	37.581M	39.05M	37.581M
6685MHz	Pass	Inf	57.75M	37.781M	39.27M	37.531M
6845MHz	Pass	Inf	43.01M	37.681M	44.55M	37.581M
802.11ax HEW80_Nss1,(MCS0)_2TX	-	-	-	-	-	-
5985MHz	Pass	Inf	80.96M	76.862M	80.52M	76.962M
6225MHz	Pass	Inf	80.3M	76.862M	79.86M	76.962M
6385MHz	Pass	Inf	80.74M	76.962M	81.18M	77.061M
6625MHz	Pass	Inf	81.84M	77.261M	81.18M	76.962M
6705MHz	Pass	Inf	100.54M	77.161M	80.52M	76.962M
6785MHz	Pass	Inf	102.08M	77.461M	81.18M	76.962M
802.11ax HEW160_Nss1,(MCS0)_2TX	-	-	-	-	-	-
6025MHz	Pass	Inf	227.92M	155.522M	180.84M	155.522M
6185MHz	Pass	Inf	240.68M	155.522M	240.24M	155.922M
6345MHz	Pass	Inf	163.68M	155.722M	163.24M	155.522M
6665MHz	Pass	Inf	272.8M	156.722M	205.92M	155.522M

Port X-N dB = Port X 6dB down bandwidth for 5.725-5.85GHz band / 26dB down bandwidth for other band
Port X-OBW = Port X 99% occupied bandwidth

5.925-6.425GHz_802.11ax HEW20_Nss1,(MCS0)_2TX **EBW**

5955MHz

07/11/2023

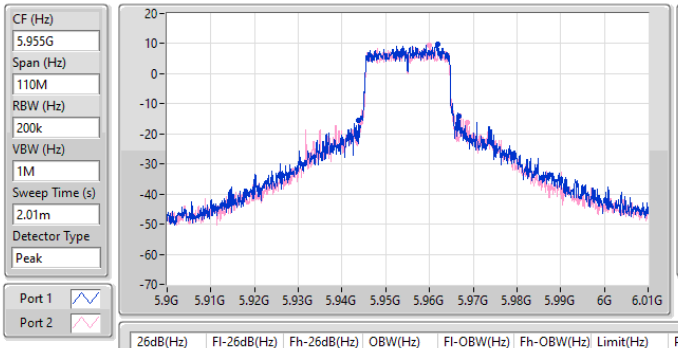

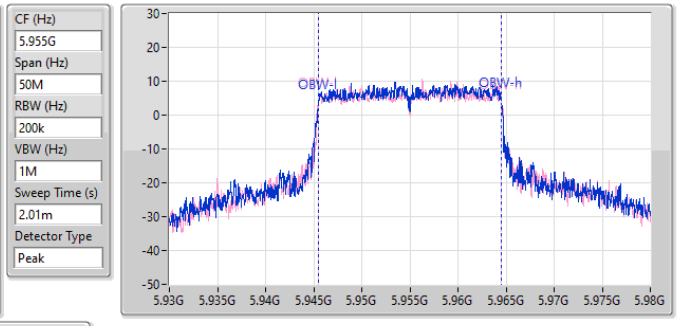

26dB(Hz)	Fl-26dB(Hz)	Fh-26dB(Hz)	OBW(Hz)	Fl-OBW(Hz)	Fh-OBW(Hz)	Limit(Hz)	Port
23.045M	5.94378G	5.966825G	19.04M	5.94548G	5.96452G	Inf	1
24.475M	5.944165G	5.96864G	19.09M	5.945455G	5.964545G	Inf	2

5.925-6.425GHz_802.11ax HEW20_Nss1,(MCS0)_2TX **EBW**

6195MHz

07/11/2023

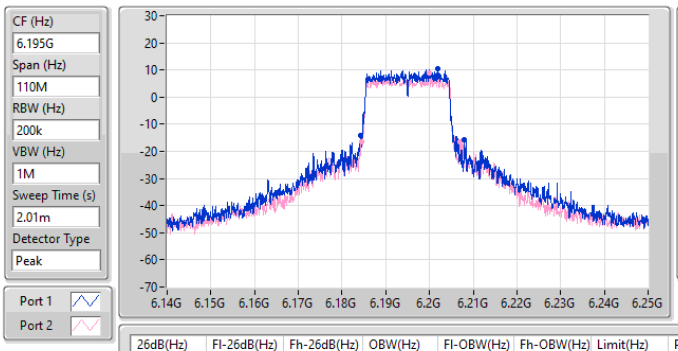

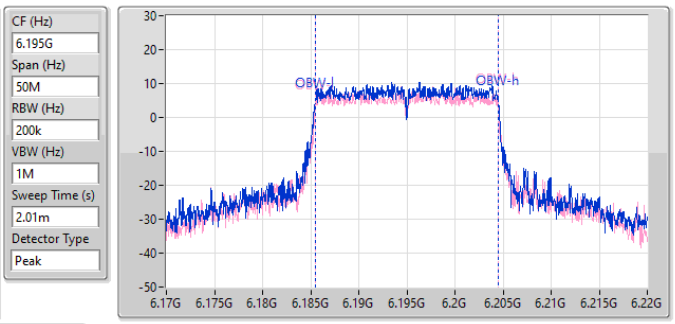

26dB(Hz)	Fl-26dB(Hz)	Fh-26dB(Hz)	OBW(Hz)	Fl-OBW(Hz)	Fh-OBW(Hz)	Limit(Hz)	Port
23.815M	6.184165G	6.20798G	19.04M	6.185455G	6.204495G	Inf	1
22.605M	6.184385G	6.20699G	19.015M	6.18548G	6.204495G	Inf	2

5.925-6.425GHz_802.11ax HEW20_Nss1,(MCS0)_2TX **EBW**

6415MHz

07/11/2023

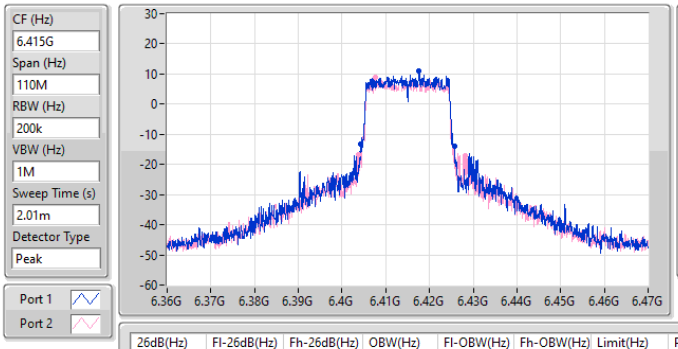

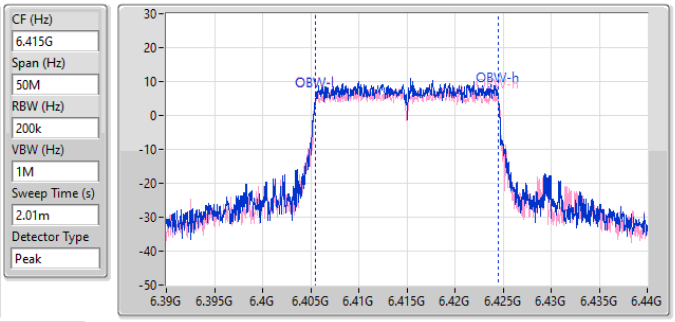

26dB(Hz)	Fl-26dB(Hz)	Fh-26dB(Hz)	OBW(Hz)	Fl-OBW(Hz)	Fh-OBW(Hz)	Limit(Hz)	Port
21.505M	6.404275G	6.42578G	19.015M	6.40548G	6.424495G	Inf	1
24.585M	6.40367G	6.428255G	19.065M	6.405455G	6.42452G	Inf	2

6.525-6.875GHz_802.11ax HEW20_Nss1,(MCS0)_2TX **EBW**

6535MHz

07/11/2023

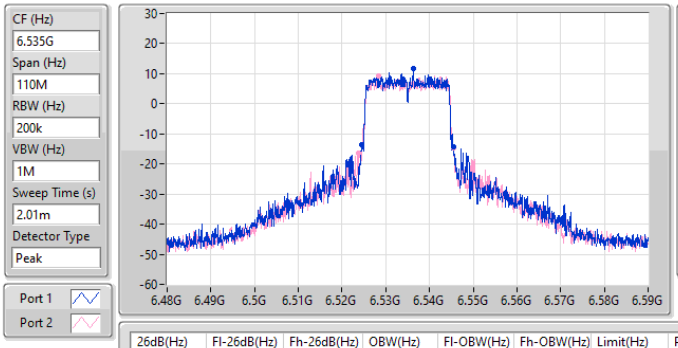

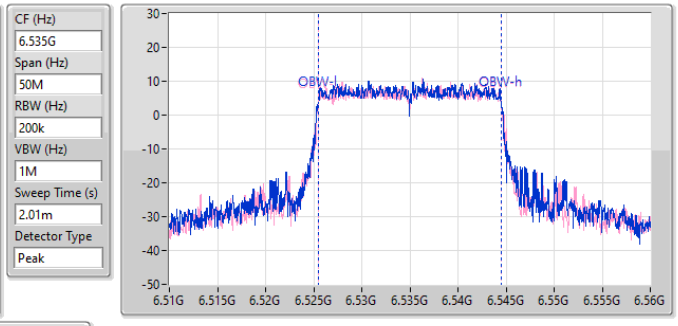

26dB(Hz)	Fl-26dB(Hz)	Fh-26dB(Hz)	OBW(Hz)	Fl-OBW(Hz)	Fh-OBW(Hz)	Limit(Hz)	Port
21.01M	6.52444G	6.54545G	19.04M	6.525455G	6.544495G	Inf	1
21.89M	6.52367G	6.54556G	18.991M	6.525505G	6.544495G	Inf	2

6.525-6.875GHz_802.11ax HEW20_Nss1,(MCS0)_2TX **EBW**

6695MHz

07/11/2023

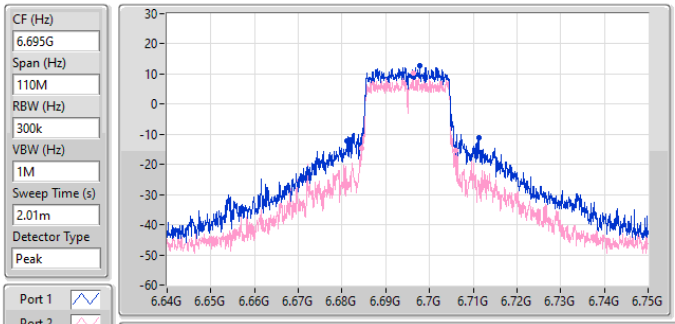

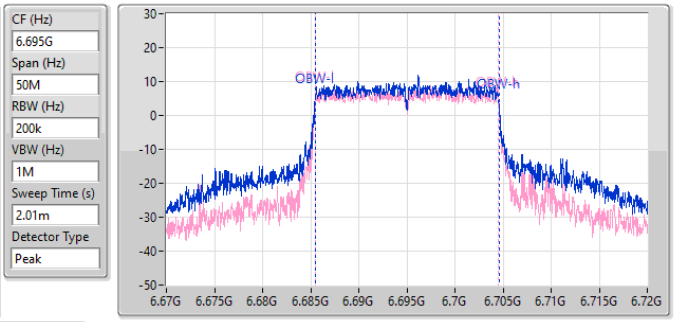

26dB(Hz)	Fl-26dB(Hz)	Fh-26dB(Hz)	OBW(Hz)	Fl-OBW(Hz)	Fh-OBW(Hz)	Limit(Hz)	Port
30.14M	6.68114G	6.71128G	19.115M	6.685455G	6.70457G	Inf	1
21.505M	6.68444G	6.705945G	18.966M	6.68553G	6.704495G	Inf	2

6.525-6.875GHz_802.11ax HEW20_Nss1,(MCS0)_2TX **EBW**

6855MHz

07/11/2023

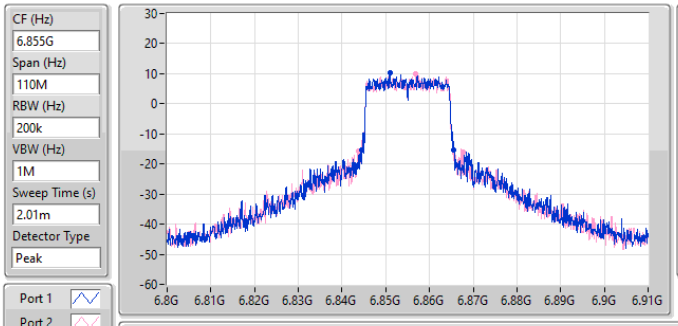

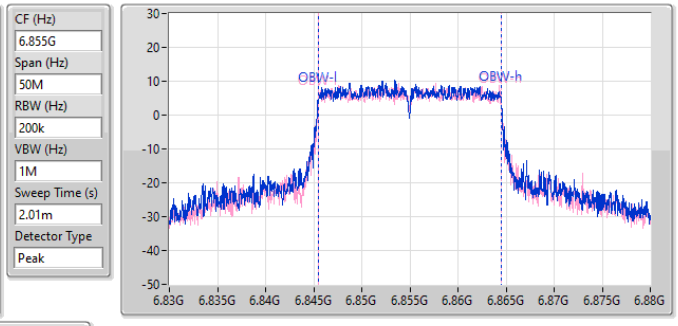

26dB(Hz)	Fl-26dB(Hz)	Fh-26dB(Hz)	OBW(Hz)	Fl-OBW(Hz)	Fh-OBW(Hz)	Limit(Hz)	Port
21.065M	6.844495G	6.86556G	19.04M	6.845455G	6.864495G	Inf	1
23.925M	6.84367G	6.867595G	19.015M	6.84548G	6.864495G	Inf	2

5.925-6.425GHz_802.11ax HEW40_Nss1,(MCS0)_2TX **EBW**

5965MHz

07/11/2023

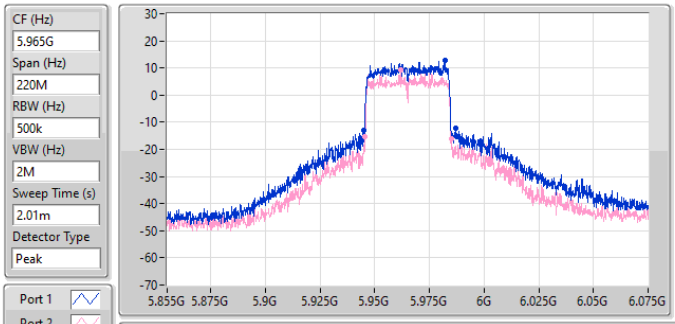

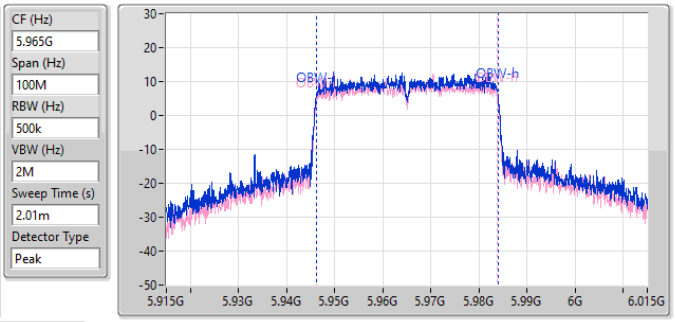

26dB(Hz)	Fl-26dB(Hz)	Fh-26dB(Hz)	OBW(Hz)	Fl-OBW(Hz)	Fh-OBW(Hz)	Limit(Hz)	Port
42.24M	5.94476G	5.987G	37.731M	5.946209G	5.983941G	Inf	1
39.38M	5.94564G	5.98502G	37.631M	5.946259G	5.983891G	Inf	2

5.925-6.425GHz_802.11ax HEW40_Nss1,(MCS0)_2TX **EBW**

6205MHz

07/11/2023

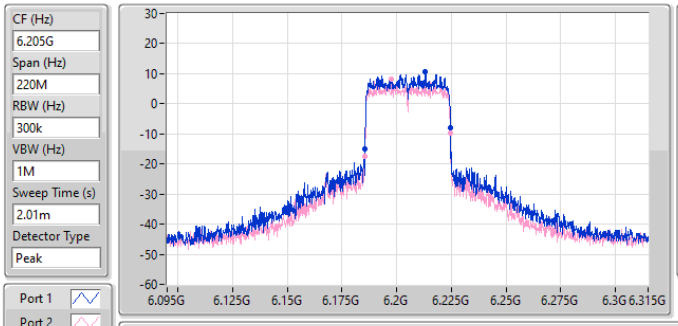

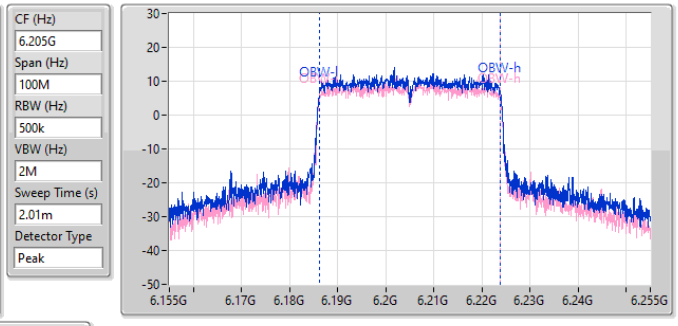

26dB(Hz)	Fl-26dB(Hz)	Fh-26dB(Hz)	OBW(Hz)	Fl-OBW(Hz)	Fh-OBW(Hz)	Limit(Hz)	Port
39.16M	6.18531G	6.22447G	37.531M	6.186259G	6.223791G	Inf	1
39.16M	6.18531G	6.22447G	37.581M	6.186209G	6.223791G	Inf	2

5.925-6.425GHz_802.11ax HEW40_Nss1,(MCS0)_2TX **EBW**

6405MHz

07/11/2023

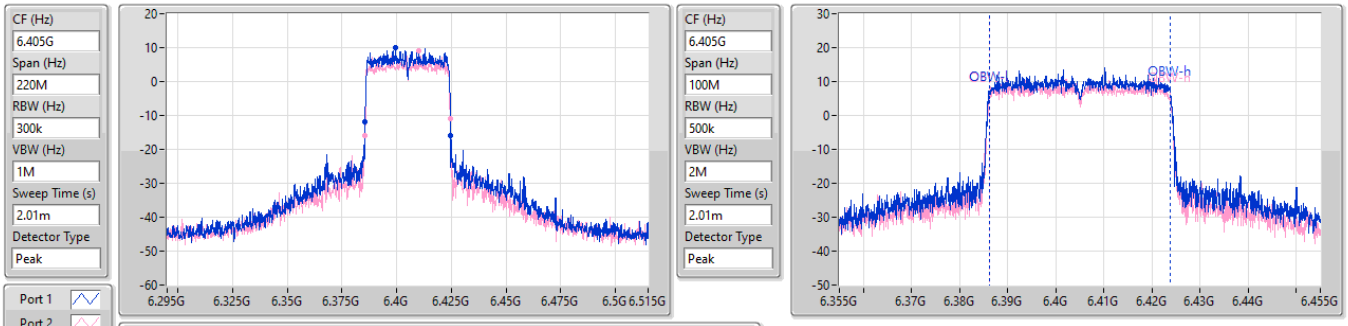

26dB(Hz)	Fl-26dB(Hz)	Fh-26dB(Hz)	OBW(Hz)	Fl-OBW(Hz)	Fh-OBW(Hz)	Limit(Hz)	Port
39.27M	6.38542G	6.42469G	37.631M	6.386159G	6.423791G	Inf	1
39.05M	6.38531G	6.42436G	37.531M	6.386259G	6.423791G	Inf	2

6.525-6.875GHz_802.11ax HEW40_Nss1,(MCS0)_2TX **EBW**

6565MHz

07/11/2023

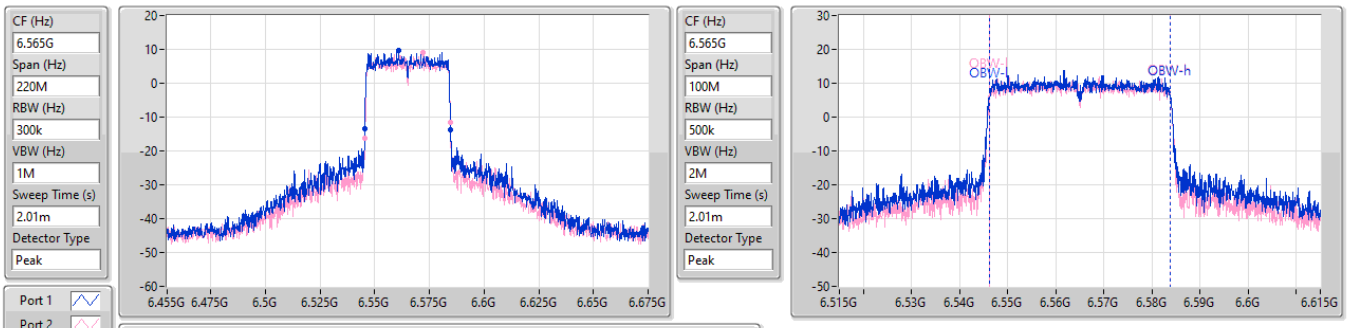

26dB(Hz)	Fl-26dB(Hz)	Fh-26dB(Hz)	OBW(Hz)	Fl-OBW(Hz)	Fh-OBW(Hz)	Limit(Hz)	Port
39.27M	6.54542G	6.58469G	37.581M	6.546209G	6.583791G	Inf	1
39.05M	6.54553G	6.58458G	37.581M	6.546209G	6.583791G	Inf	2

6.525-6.875GHz_802.11ax HEW40_Nss1,(MCS0)_2TX **EBW**

6685MHz

07/11/2023

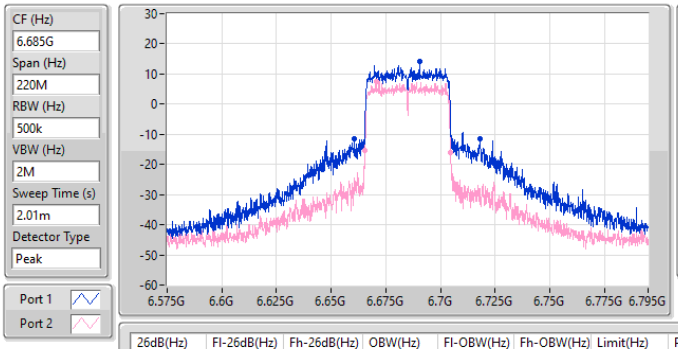

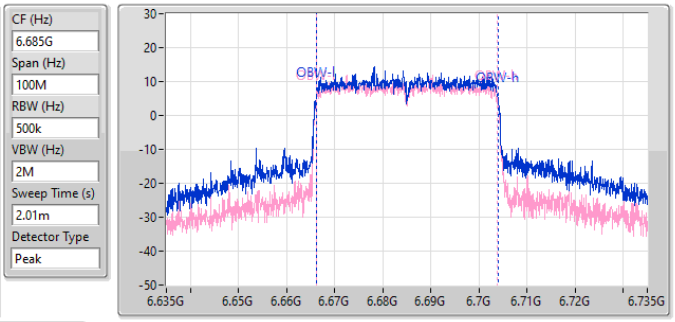

26dB(Hz)	Fl-26dB(Hz)	Fh-26dB(Hz)	OBW(Hz)	Fl-OBW(Hz)	Fh-OBW(Hz)	Limit(Hz)	Port
57.75M	6.66058G	6.71833G	37.781M	6.666159G	6.703941G	Inf	1
39.27M	6.66542G	6.70469G	37.531M	6.666259G	6.703791G	Inf	2

6.525-6.875GHz_802.11ax HEW40_Nss1,(MCS0)_2TX **EBW**

6845MHz

07/11/2023

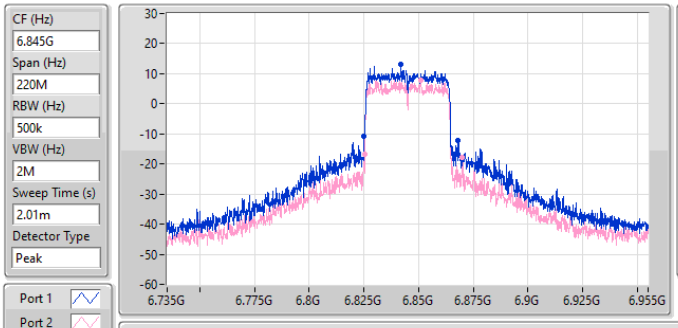

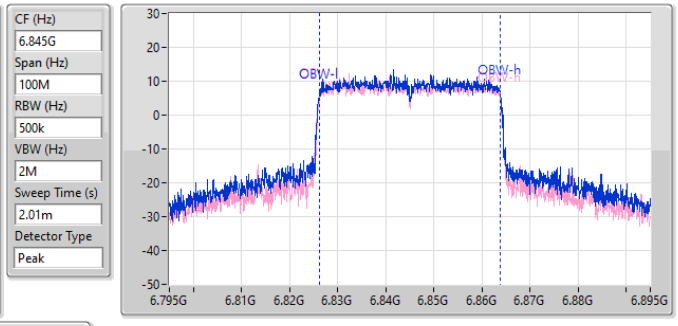

26dB(Hz)	Fl-26dB(Hz)	Fh-26dB(Hz)	OBW(Hz)	Fl-OBW(Hz)	Fh-OBW(Hz)	Limit(Hz)	Port
43.01M	6.82509G	6.8681G	37.681M	6.826159G	6.863841G	Inf	1
44.55M	6.82553G	6.87008G	37.581M	6.826209G	6.863791G	Inf	2

5.925-6.425GHz_802.11ax HEW80_Nss1,(MCS0)_2TX **EBW**

5985MHz

07/11/2023

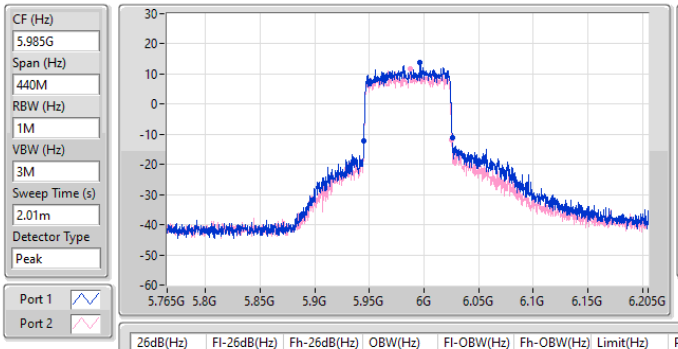

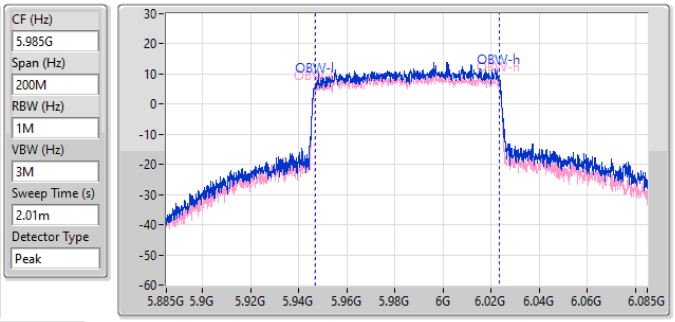

26dB(Hz)	Fl-26dB(Hz)	Fh-26dB(Hz)	OBW(Hz)	Fl-OBW(Hz)	Fh-OBW(Hz)	Limit(Hz)	Port
80.96M	5.94496G	6.02592G	76.862M	5.946819G	6.023681G	Inf	1
80.52M	5.94496G	6.02548G	76.962M	5.946719G	6.023681G	Inf	2

5.925-6.425GHz_802.11ax HEW80_Nss1,(MCS0)_2TX **EBW**

6225MHz

07/11/2023

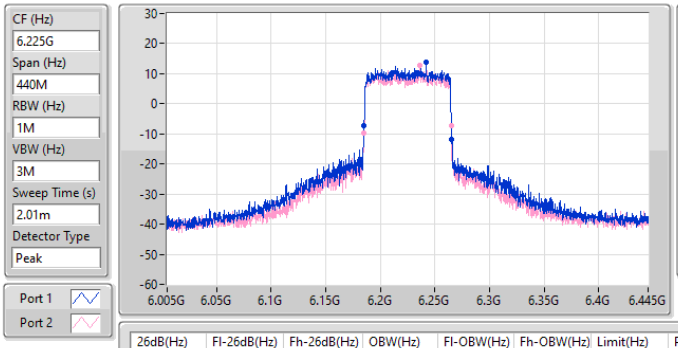

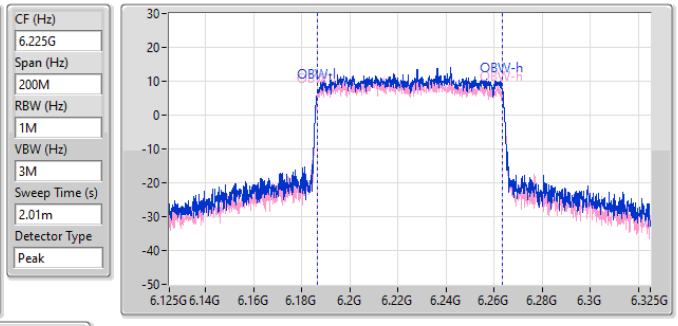

26dB(Hz)	Fl-26dB(Hz)	Fh-26dB(Hz)	OBW(Hz)	Fl-OBW(Hz)	Fh-OBW(Hz)	Limit(Hz)	Port
80.3M	6.18518G	6.26548G	76.862M	6.186619G	6.263481G	Inf	1
79.86M	6.18518G	6.26504G	76.962M	6.186519G	6.263481G	Inf	2

5.925-6.425GHz_802.11ax HEW80_Nss1,(MCS0)_2TX **EBW**

6385MHz

07/11/2023

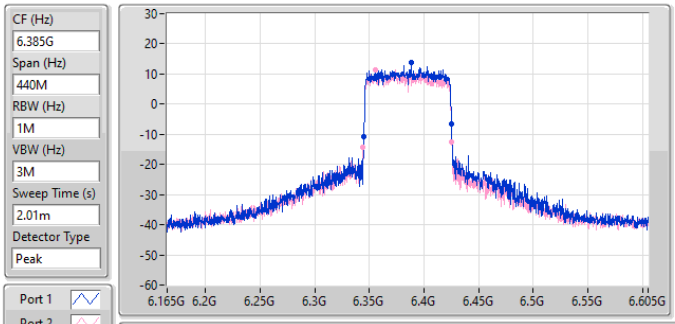

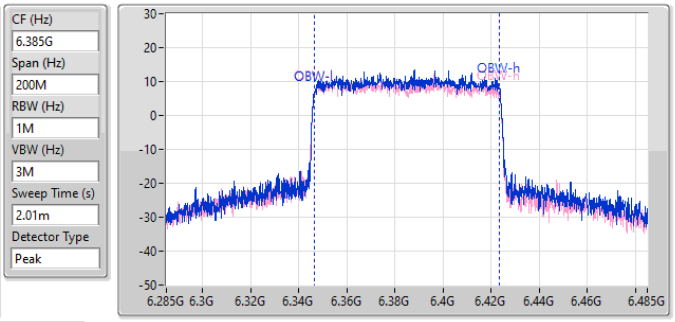

26dB(Hz)	Fl-26dB(Hz)	Fh-26dB(Hz)	OBW(Hz)	Fl-OBW(Hz)	Fh-OBW(Hz)	Limit(Hz)	Port
80.74M	6.34474G	6.42548G	76.962M	6.346619G	6.423581G	Inf	1
81.18M	6.3443G	6.42548G	77.061M	6.346519G	6.423581G	Inf	2

6.525-6.875GHz_802.11ax HEW80_Nss1,(MCS0)_2TX **EBW**

6625MHz

07/11/2023

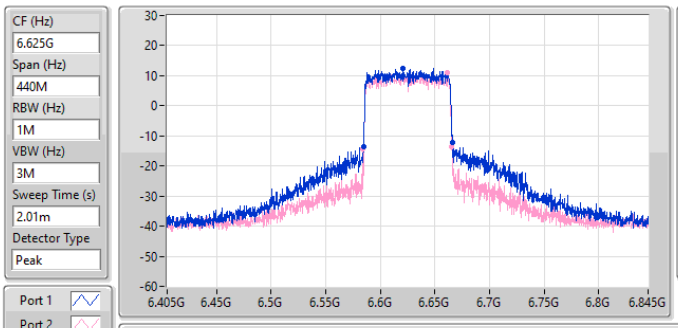

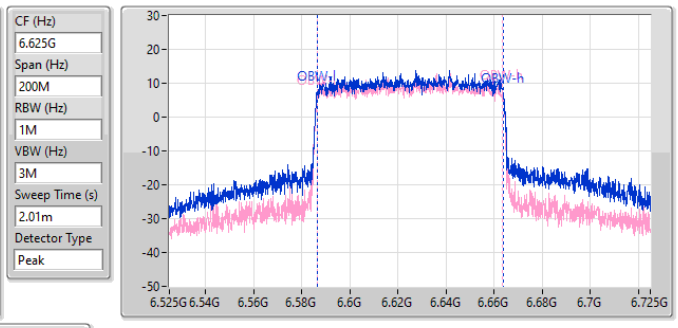

26dB(Hz)	Fl-26dB(Hz)	Fh-26dB(Hz)	OBW(Hz)	Fl-OBW(Hz)	Fh-OBW(Hz)	Limit(Hz)	Port
81.84M	6.58452G	6.66636G	77.261M	6.586519G	6.663781G	Inf	1
81.18M	6.5843G	6.66548G	76.962M	6.586619G	6.663581G	Inf	2

6.525-6.875GHz_802.11ax HEW80_Nss1,(MCS0)_2TX **EBW**

6705MHz

07/11/2023

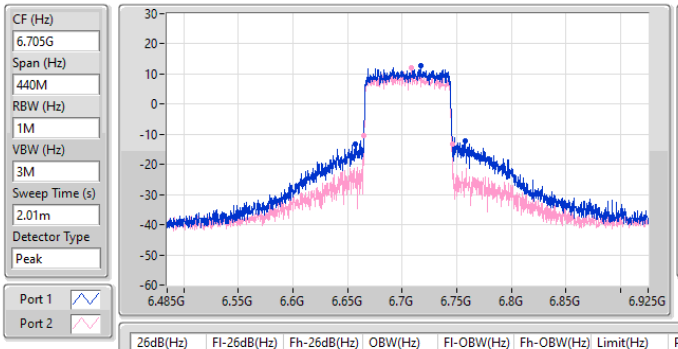

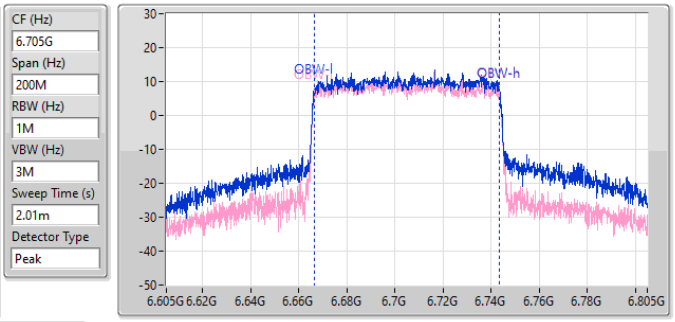

26dB(Hz)	Fl-26dB(Hz)	Fh-26dB(Hz)	OBW(Hz)	Fl-OBW(Hz)	Fh-OBW(Hz)	Limit(Hz)	Port
100.54M	6.65682G	6.75736G	77.161M	6.666519G	6.743681G	Inf	1
80.52M	6.66518G	6.7457G	76.962M	6.666619G	6.743581G	Inf	2

6.525-6.875GHz_802.11ax HEW80_Nss1,(MCS0)_2TX **EBW**

6785MHz

07/11/2023

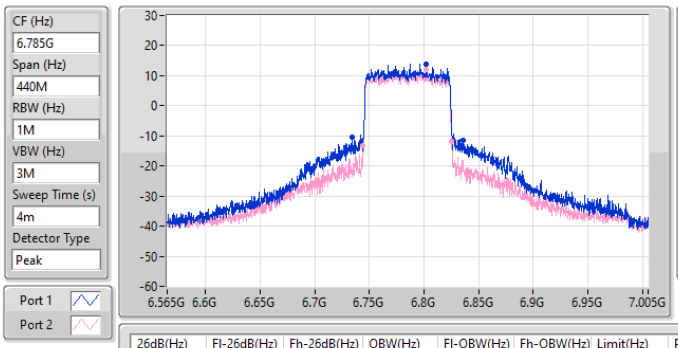

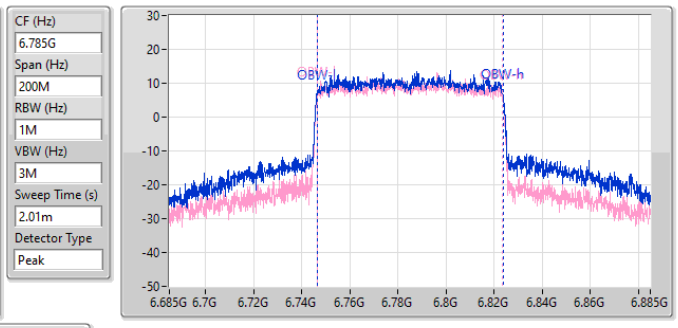

26dB(Hz)	Fl-26dB(Hz)	Fh-26dB(Hz)	OBW(Hz)	Fl-OBW(Hz)	Fh-OBW(Hz)	Limit(Hz)	Port
102.08M	6.73396G	6.83604G	77.461M	6.746319G	6.823781G	Inf	1
81.18M	6.7443G	6.82548G	76.962M	6.746619G	6.823581G	Inf	2

5.925-6.425GHz_802.11ax HEW160_Nss1,(MCS0)_2TX **EBW**

6025MHz

07/11/2023

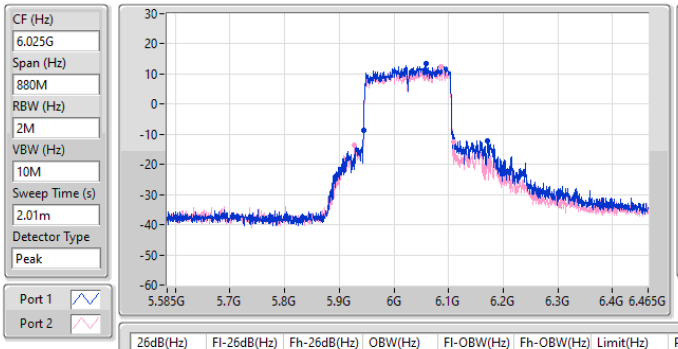

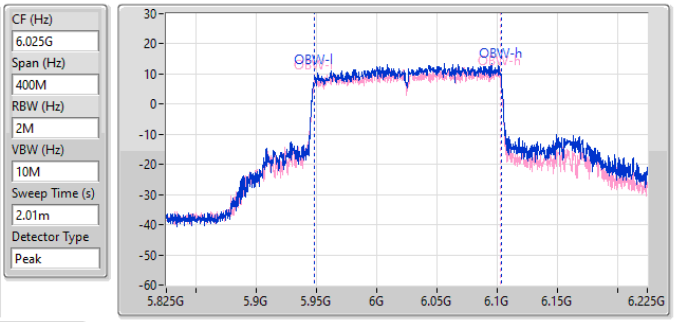

26dB(Hz)	Fl-26dB(Hz)	Fh-26dB(Hz)	OBW(Hz)	Fl-OBW(Hz)	Fh-OBW(Hz)	Limit(Hz)	Port
227.92M	5.94404G	6.17196G	155.522M	5.947839G	6.103361G	Inf	1
180.84M	5.9282G	6.10904G	155.522M	5.947639G	6.103161G	Inf	2

5.925-6.425GHz_802.11ax HEW160_Nss1,(MCS0)_2TX **EBW**

6185MHz

07/11/2023

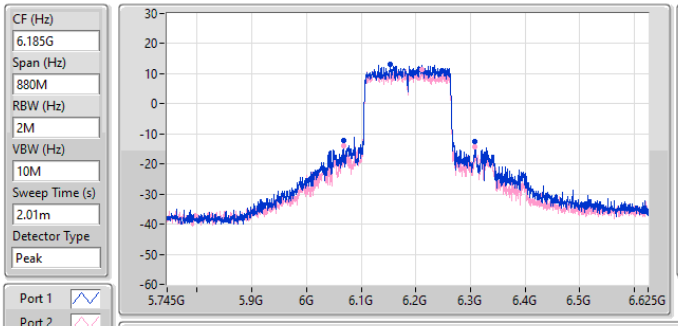

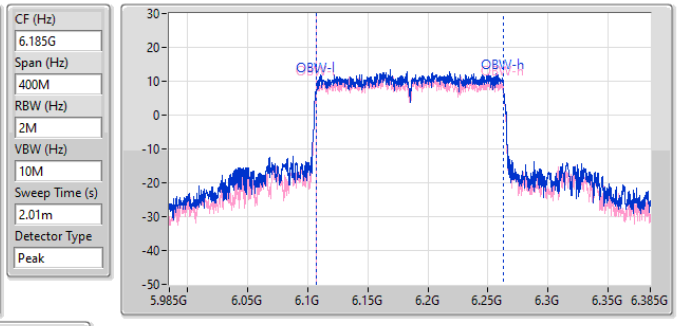

26dB(Hz)	Fl-26dB(Hz)	Fh-26dB(Hz)	OBW(Hz)	Fl-OBW(Hz)	Fh-OBW(Hz)	Limit(Hz)	Port
240.68M	6.06796G	6.30864G	155.522M	6.107239G	6.262761G	Inf	1
240.24M	6.0684G	6.30864G	155.922M	6.107039G	6.262961G	Inf	2

5.925-6.425GHz_802.11ax HEW160_Nss1,(MCS0)_2TX **EBW**

6345MHz

07/11/2023

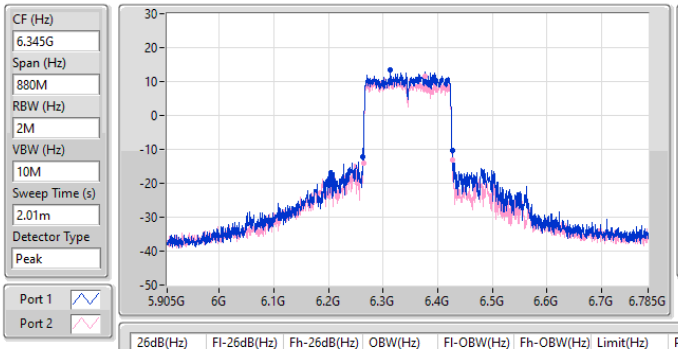

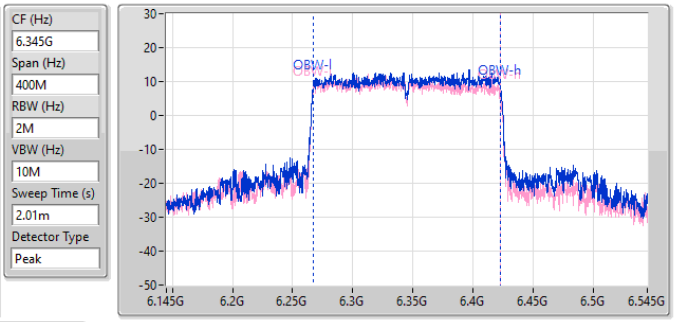

26dB(Hz)	Fl-26dB(Hz)	Fh-26dB(Hz)	OBW(Hz)	Fl-OBW(Hz)	Fh-OBW(Hz)	Limit(Hz)	Port
163.68M	6.26272G	6.4264G	155.722M	6.267239G	6.422961G	Inf	1
163.24M	6.26404G	6.42728G	155.522M	6.267039G	6.422561G	Inf	2

6.525-6.875GHz_802.11ax HEW160_Nss1,(MCS0)_2TX **EBW**

6665MHz

07/11/2023

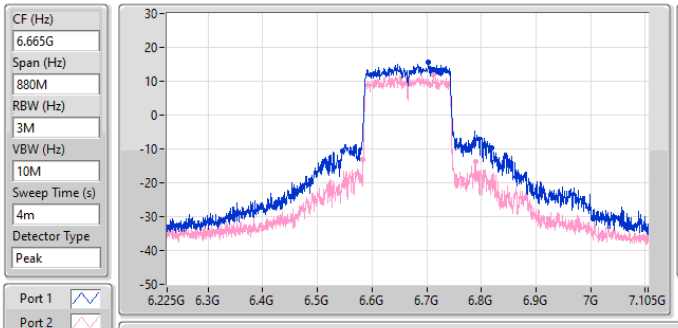

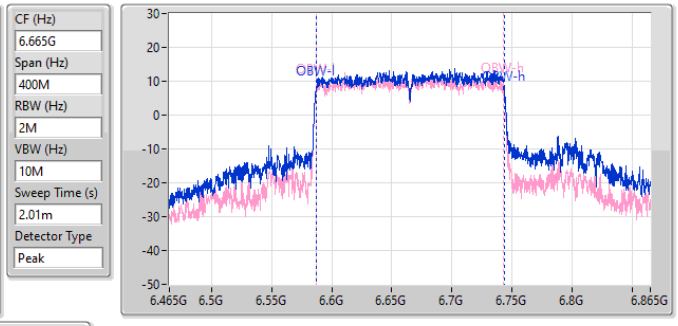

26dB(Hz)	Fl-26dB(Hz)	Fh-26dB(Hz)	OBW(Hz)	Fl-OBW(Hz)	Fh-OBW(Hz)	Limit(Hz)	Port
272.8M	6.5462G	6.819G	156.722M	6.587039G	6.743761G	Inf	1
205.92M	6.58316G	6.78908G	155.522M	6.587239G	6.742761G	Inf	2

Summary

Mode	Max-N dB (Hz)	Max-OBW (Hz)	ITU-Code	Min-N dB (Hz)	Min-OBW (Hz)
5.925-6.425GHz	-	-	-	-	-
802.11ax HEW20_Nss1,(MCS0)_1TX	32.12M	19.19M	19M2D1D	24.97M	19.09M
802.11ax HEW40_Nss1,(MCS0)_1TX	53.9M	37.881M	37M9D1D	47.85M	37.731M
802.11ax HEW80_Nss1,(MCS0)_1TX	95.04M	77.261M	77M3D1D	81.84M	77.161M
802.11ax HEW160_Nss1,(MCS0)_1TX	324.28M	158.121M	158MD1D	256.08M	156.122M
6.525-6.875GHz	-	-	-	-	-
802.11ax HEW20_Nss1,(MCS0)_1TX	32.67M	19.29M	19M3D1D	29.7M	19.165M
802.11ax HEW40_Nss1,(MCS0)_1TX	64.02M	37.881M	37M9D1D	44.22M	37.581M
802.11ax HEW80_Nss1,(MCS0)_1TX	98.56M	77.461M	77M5D1D	79.64M	77.161M
802.11ax HEW160_Nss1,(MCS0)_1TX	323.4M	156.322M	156MD1D	323.4M	156.322M

Max-N dB = Maximum 6dB down bandwidth for 5.725-5.85GHz band / Maximum 26dB down bandwidth for other band;
Max-OBW = Maximum 99% occupied bandwidth;
Min-N dB = Minimum 6dB down bandwidth for 5.725-5.85GHz band / Maximum 26dB down bandwidth for other band;
Min-OBW = Minimum 99% occupied bandwidth

Result

Mode	Result	Limit (Hz)	Port 1-N dB (Hz)	Port 1-OBW (Hz)
802.11ax HEW20_Nss1,(MCS0)_1TX	-	-	-	-
5955MHz	Pass	Inf	28.985M	19.19M
6195MHz	Pass	Inf	32.12M	19.19M
6415MHz	Pass	Inf	24.97M	19.09M
6535MHz	Pass	Inf	30.635M	19.29M
6695MHz	Pass	Inf	29.7M	19.19M
6855MHz	Pass	Inf	32.67M	19.165M
802.11ax HEW40_Nss1,(MCS0)_1TX	-	-	-	-
5965MHz	Pass	Inf	47.85M	37.731M
6205MHz	Pass	Inf	53.9M	37.881M
6405MHz	Pass	Inf	51.7M	37.881M
6565MHz	Pass	Inf	64.02M	37.631M
6685MHz	Pass	Inf	45.1M	37.581M
6845MHz	Pass	Inf	44.22M	37.881M
802.11ax HEW80_Nss1,(MCS0)_1TX	-	-	-	-
5985MHz	Pass	Inf	81.84M	77.161M
6225MHz	Pass	Inf	89.76M	77.261M
6385MHz	Pass	Inf	95.04M	77.261M
6625MHz	Pass	Inf	79.64M	77.461M
6705MHz	Pass	Inf	82.5M	77.461M
6785MHz	Pass	Inf	98.56M	77.161M
802.11ax HEW160_Nss1,(MCS0)_1TX	-	-	-	-
6025MHz	Pass	Inf	256.08M	156.122M
6185MHz	Pass	Inf	287.32M	157.121M
6345MHz	Pass	Inf	324.28M	158.121M
6665MHz	Pass	Inf	323.4M	156.322M

Port X-N dB = Port X 6dB down bandwidth for 5.725-5.85GHz band / 26dB down bandwidth for other band
Port X-OBW = Port X 99% occupied bandwidth

5.925-6.425GHz_802.11ax HEW20_Nss1,(MCS0)_1TX **EBW**

5955MHz

06/10/2023

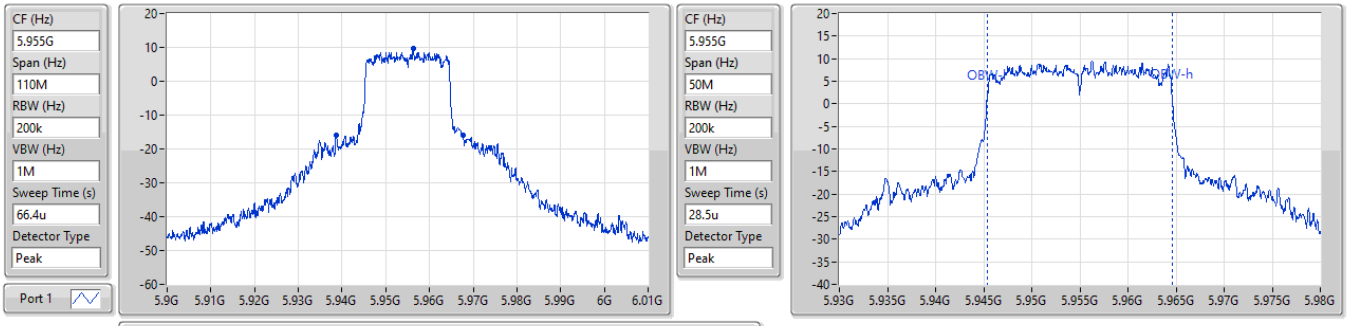

26dB(Hz)	Fl-26dB(Hz)	Fh-26dB(Hz)	OBW(Hz)	Fl-OBW(Hz)	Fh-OBW(Hz)	Limit(Hz)	Port
28.985M	5.93861G	5.967595G	19.19M	5.94538G	5.96457G	Inf	1

5.925-6.425GHz_802.11ax HEW20_Nss1,(MCS0)_1TX **EBW**

6195MHz

06/10/2023

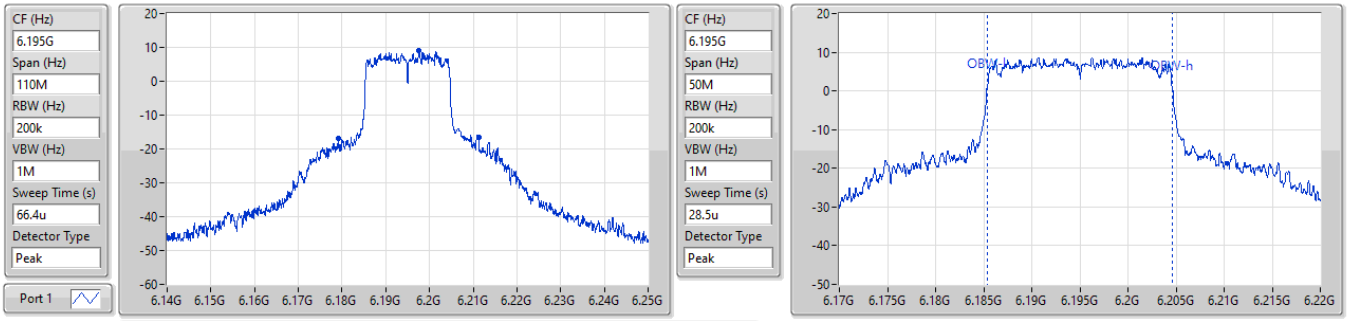

26dB(Hz)	Fl-26dB(Hz)	Fh-26dB(Hz)	OBW(Hz)	Fl-OBW(Hz)	Fh-OBW(Hz)	Limit(Hz)	Port
32.12M	6.179105G	6.211225G	19.19M	6.185405G	6.204595G	Inf	1

5.925-6.425GHz_802.11ax HEW20_Nss1,(MCS0)_1TX **EBW**

6415MHz

06/10/2023

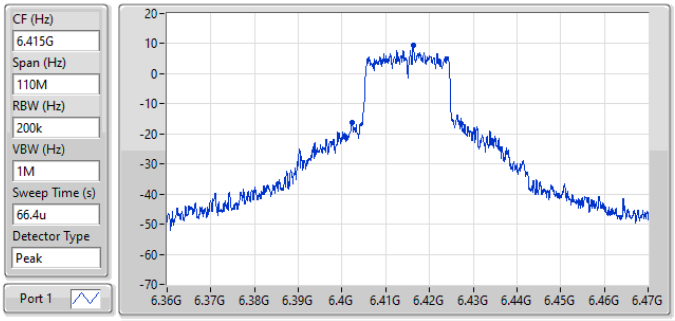

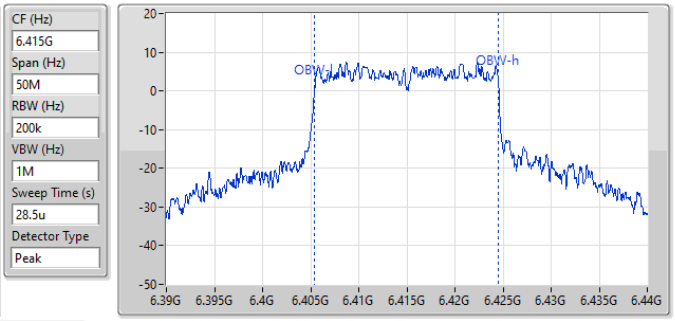

26dB(Hz)	Fl-26dB(Hz)	Fh-26dB(Hz)	OBW(Hz)	Fl-OBW(Hz)	Fh-OBW(Hz)	Limit(Hz)	Port
24.97M	6.402295G	6.427265G	19.09M	6.40543G	6.42452G	Inf	1

6.525-6.875GHz_802.11ax HEW20_Nss1,(MCS0)_1TX **EBW**

6535MHz

06/10/2023

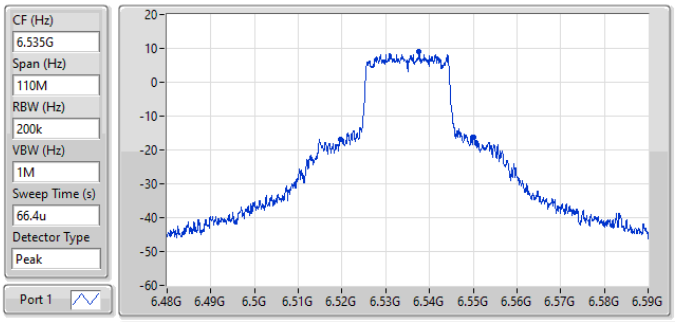

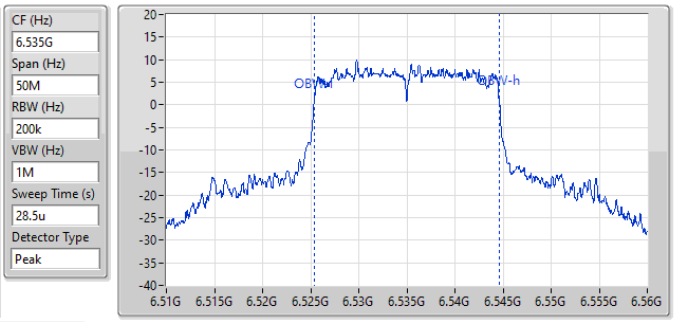

26dB(Hz)	Fl-26dB(Hz)	Fh-26dB(Hz)	OBW(Hz)	Fl-OBW(Hz)	Fh-OBW(Hz)	Limit(Hz)	Port
30.635M	6.519545G	6.55018G	19.29M	6.52533G	6.54462G	Inf	1

6.525-6.875GHz_802.11ax HEW20_Nss1,(MCS0)_1TX **EBW**

6695MHz

06/10/2023

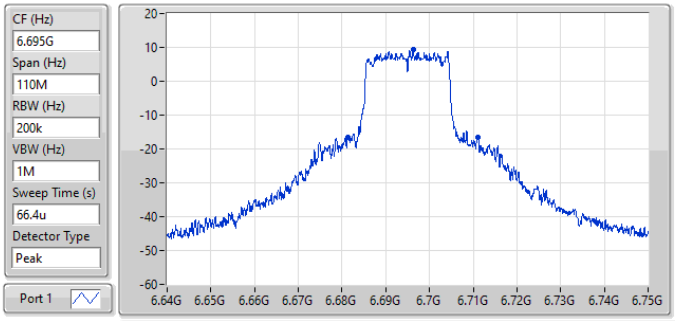

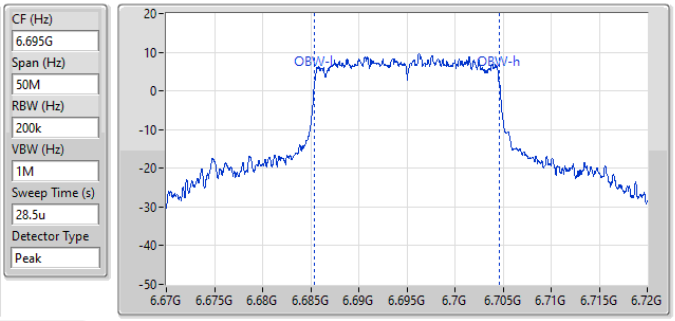

26dB(Hz)	Fl-26dB(Hz)	Fh-26dB(Hz)	OBW(Hz)	Fl-OBW(Hz)	Fh-OBW(Hz)	Limit(Hz)	Port
29.7M	6.681415G	6.711115G	19.19M	6.68543G	6.70462G	Inf	1

6.525-6.875GHz_802.11ax HEW20_Nss1,(MCS0)_1TX **EBW**

6855MHz

06/10/2023

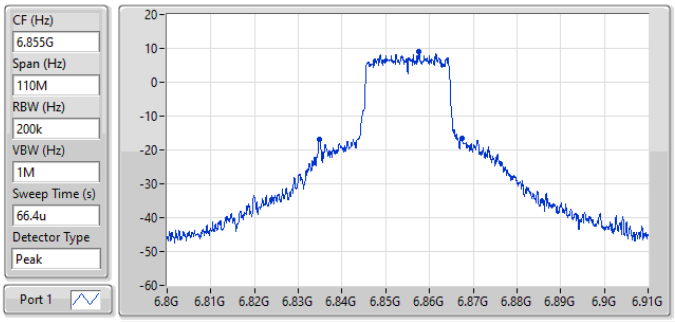

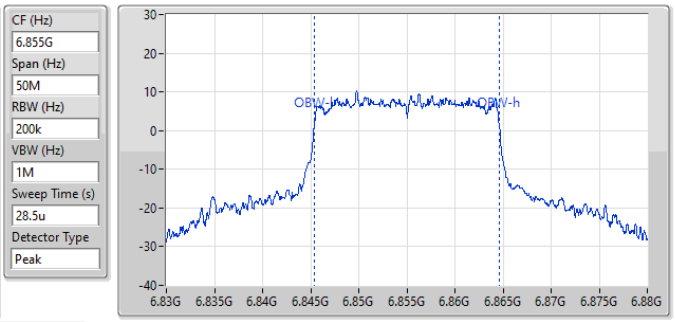

26dB(Hz)	Fl-26dB(Hz)	Fh-26dB(Hz)	OBW(Hz)	Fl-OBW(Hz)	Fh-OBW(Hz)	Limit(Hz)	Port
32.67M	6.834815G	6.867485G	19.165M	6.845405G	6.86457G	Inf	1

5.925-6.425GHz_802.11ax HEW40_Nss1,(MCS0)_1TX **EBW**

5965MHz

18/10/2023

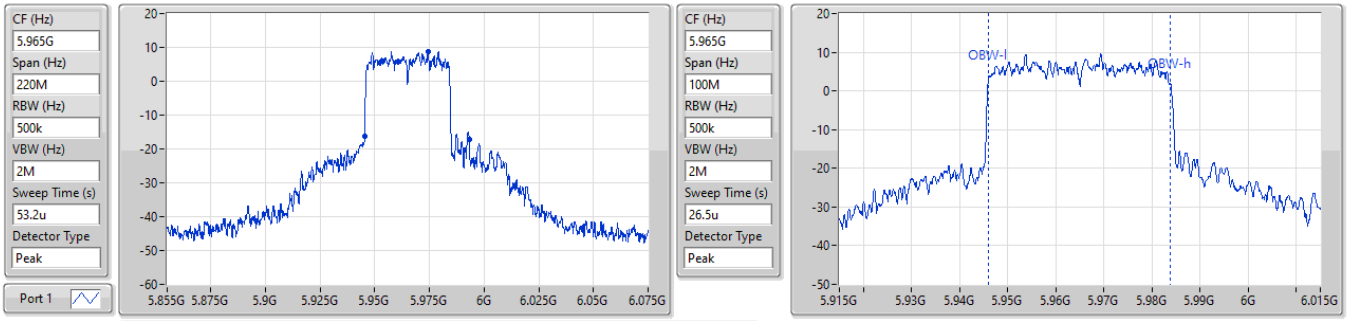

26dB(Hz)	Fl-26dB(Hz)	Fh-26dB(Hz)	OBW(Hz)	Fl-OBW(Hz)	Fh-OBW(Hz)	Limit(Hz)	Port
47.85M	5.94531G	5.99316G	37.731M	5.946059G	5.983791G	Inf	1

5.925-6.425GHz_802.11ax HEW40_Nss1,(MCS0)_1TX **EBW**

6205MHz

06/10/2023

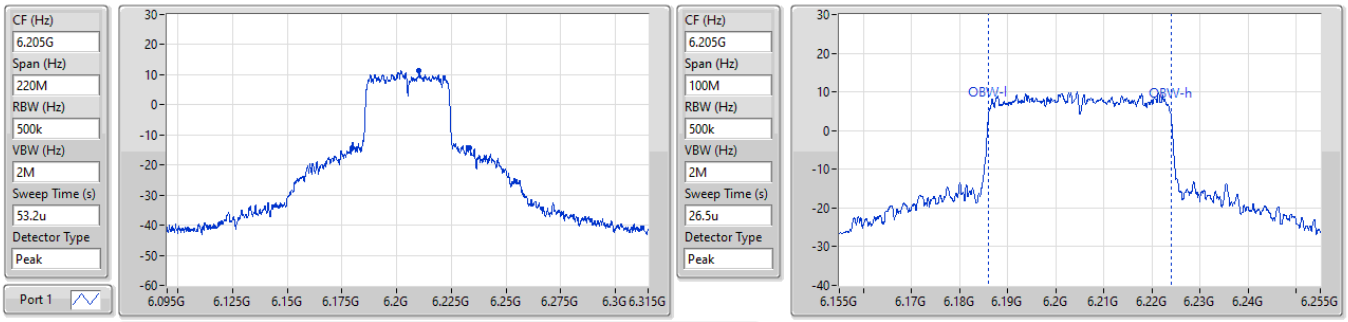

26dB(Hz)	Fl-26dB(Hz)	Fh-26dB(Hz)	OBW(Hz)	Fl-OBW(Hz)	Fh-OBW(Hz)	Limit(Hz)	Port
53.9M	6.17959G	6.23349G	37.881M	6.186059G	6.223941G	Inf	1

5.925-6.425GHz_802.11ax HEW40_Nss1,(MCS0)_1TX **EBW**

6405MHz

06/10/2023

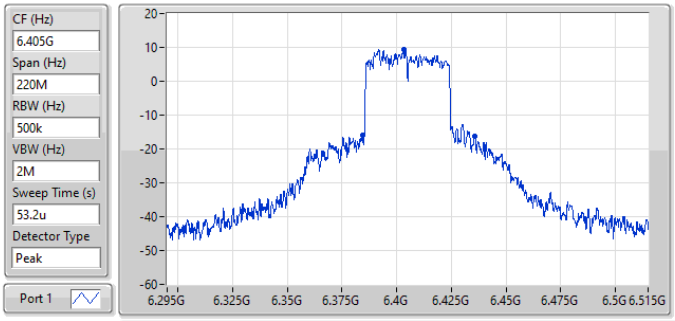

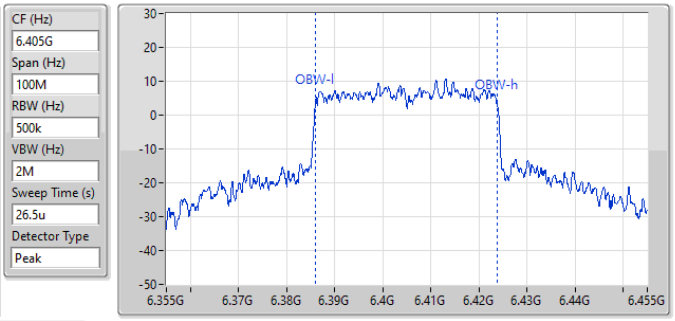

26dB(Hz)	Fl-26dB(Hz)	Fh-26dB(Hz)	OBW(Hz)	Fl-OBW(Hz)	Fh-OBW(Hz)	Limit(Hz)	Port
51.7M	6.38421G	6.43591G	37.881M	6.386009G	6.423891G	Inf	1

6.525-6.875GHz_802.11ax HEW40_Nss1,(MCS0)_1TX **EBW**

6565MHz

06/10/2023

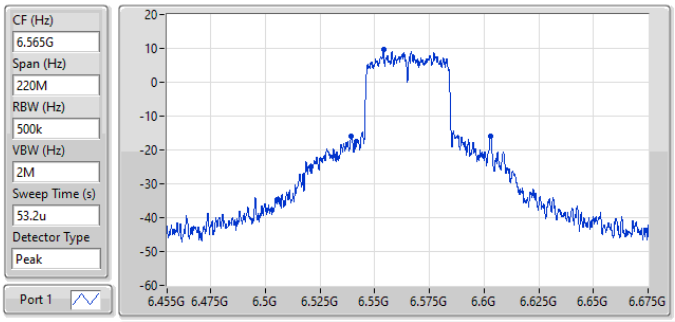

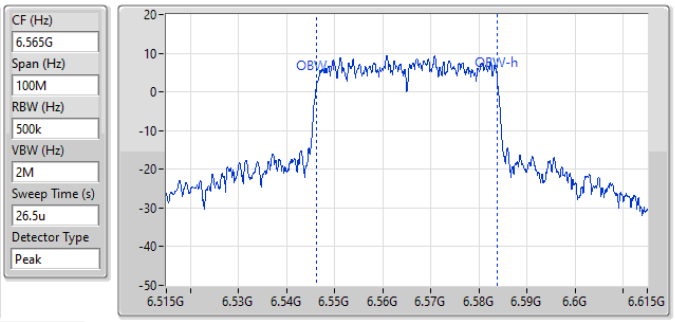

26dB(Hz)	Fl-26dB(Hz)	Fh-26dB(Hz)	OBW(Hz)	Fl-OBW(Hz)	Fh-OBW(Hz)	Limit(Hz)	Port
64.02M	6.53915G	6.60317G	37.631M	6.546209G	6.583841G	Inf	1

6.525-6.875GHz_802.11ax HEW40_Nss1,(MCS0)_1TX **EBW**

6685MHz

06/10/2023

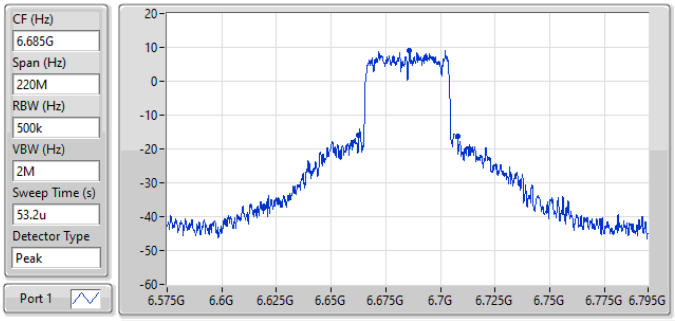

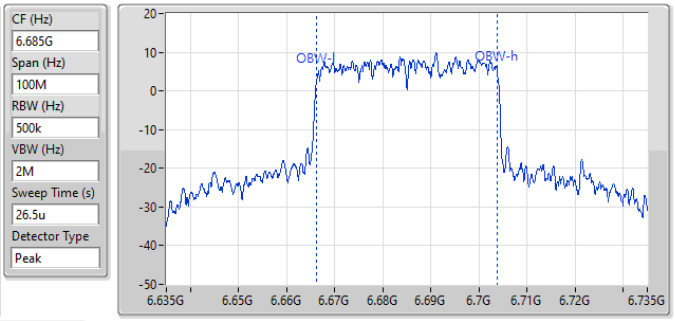

26dB(Hz)	Fl-26dB(Hz)	Fh-26dB(Hz)	OBW(Hz)	Fl-OBW(Hz)	Fh-OBW(Hz)	Limit(Hz)	Port
45.1M	6.66267G	6.70777G	37.581M	6.666309G	6.703891G	Inf	1

6.525-6.875GHz_802.11ax HEW40_Nss1,(MCS0)_1TX **EBW**

6845MHz

06/10/2023

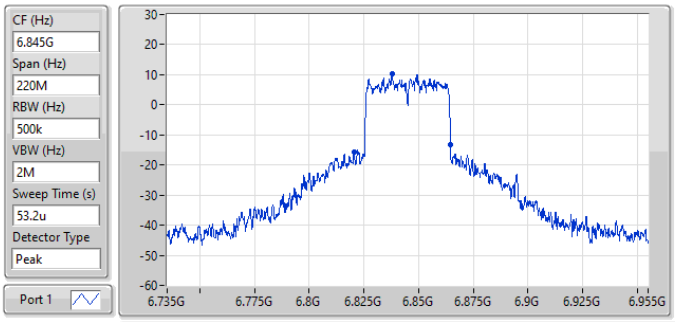

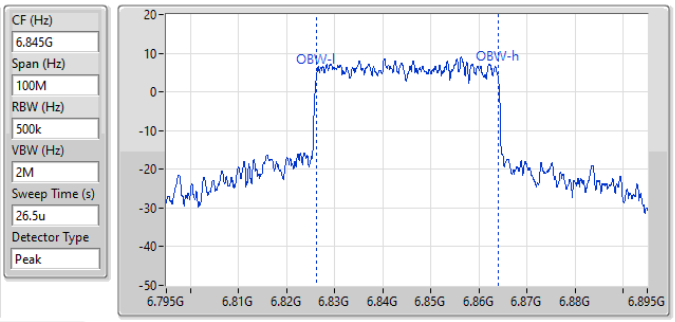

26dB(Hz)	Fl-26dB(Hz)	Fh-26dB(Hz)	OBW(Hz)	Fl-OBW(Hz)	Fh-OBW(Hz)	Limit(Hz)	Port
44.22M	6.82036G	6.86458G	37.881M	6.826109G	6.863991G	Inf	1

5.925-6.425GHz_802.11ax HEW80_Nss1,(MCS0)_1TX **EBW**

5985MHz

18/10/2023

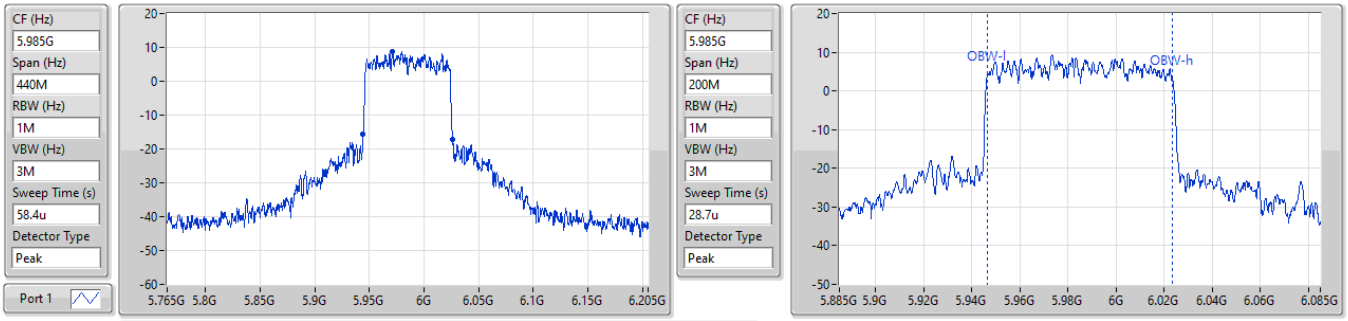

26dB(Hz)	Fl-26dB(Hz)	Fh-26dB(Hz)	OBW(Hz)	Fl-OBW(Hz)	Fh-OBW(Hz)	Limit(Hz)	Port
81.84M	5.9443G	6.02614G	77.161M	5.946419G	6.023581G	Inf	1

5.925-6.425GHz_802.11ax HEW80_Nss1,(MCS0)_1TX **EBW**

6225MHz

06/10/2023

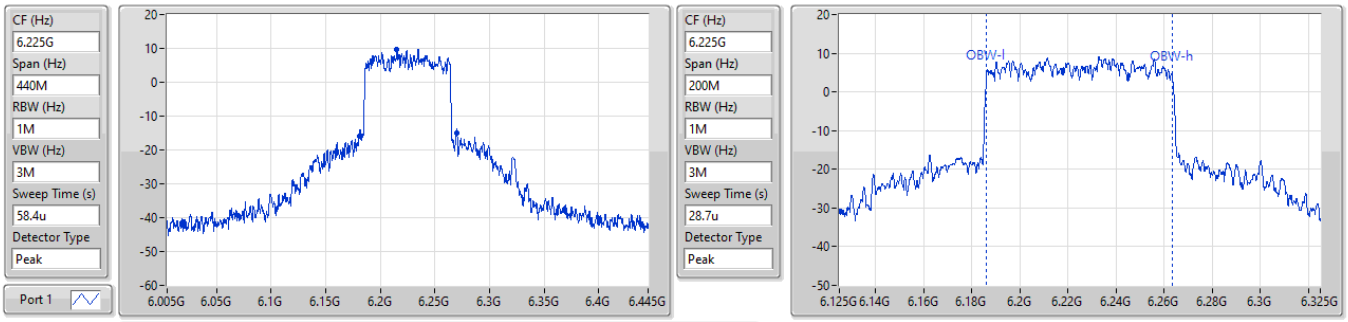

26dB(Hz)	Fl-26dB(Hz)	Fh-26dB(Hz)	OBW(Hz)	Fl-OBW(Hz)	Fh-OBW(Hz)	Limit(Hz)	Port
89.76M	6.18056G	6.27032G	77.261M	6.186219G	6.263481G	Inf	1

5.925-6.425GHz_802.11ax HEW80_Nss1,(MCS0)_1TX **EBW**

6385MHz

06/10/2023

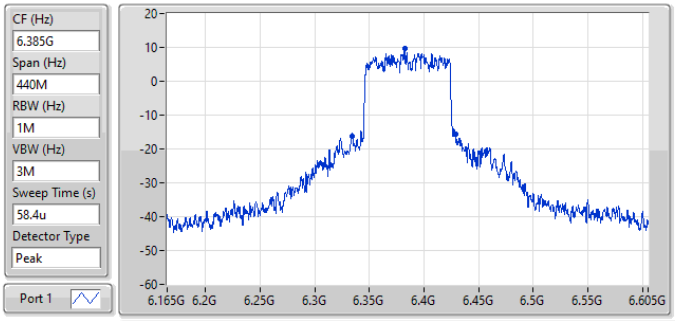

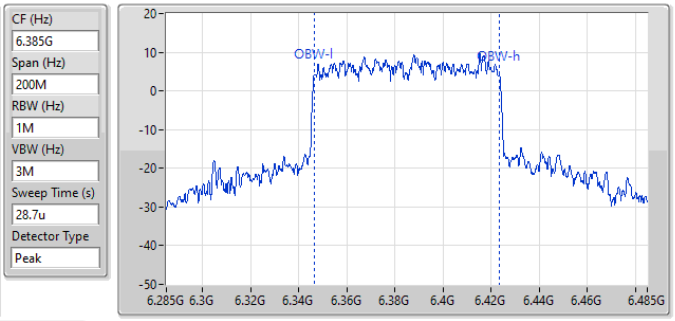

26dB(Hz)	Fl-26dB(Hz)	Fh-26dB(Hz)	OBW(Hz)	Fl-OBW(Hz)	Fh-OBW(Hz)	Limit(Hz)	Port
95.04M	6.33396G	6.429G	77.261M	6.346419G	6.423681G	Inf	1

6.525-6.875GHz_802.11ax HEW80_Nss1,(MCS0)_1TX **EBW**

6625MHz

06/10/2023

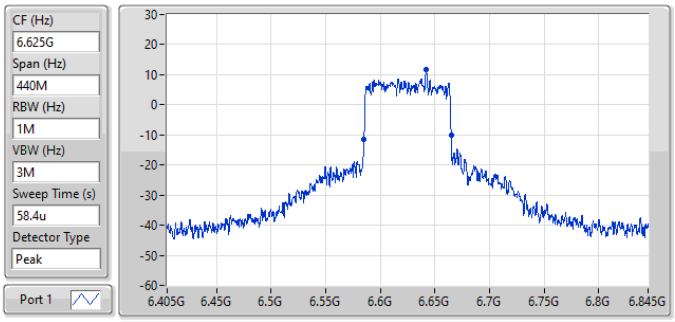

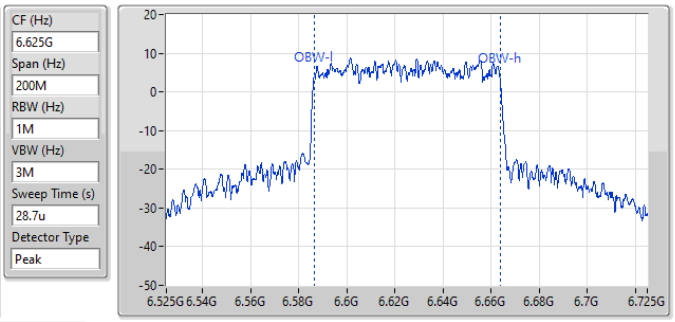

26dB(Hz)	Fl-26dB(Hz)	Fh-26dB(Hz)	OBW(Hz)	Fl-OBW(Hz)	Fh-OBW(Hz)	Limit(Hz)	Port
79.64M	6.58518G	6.66482G	77.461M	6.586319G	6.663781G	Inf	1

6.525-6.875GHz_802.11ax HEW80_Nss1,(MCS0)_1TX **EBW**

6705MHz

06/10/2023

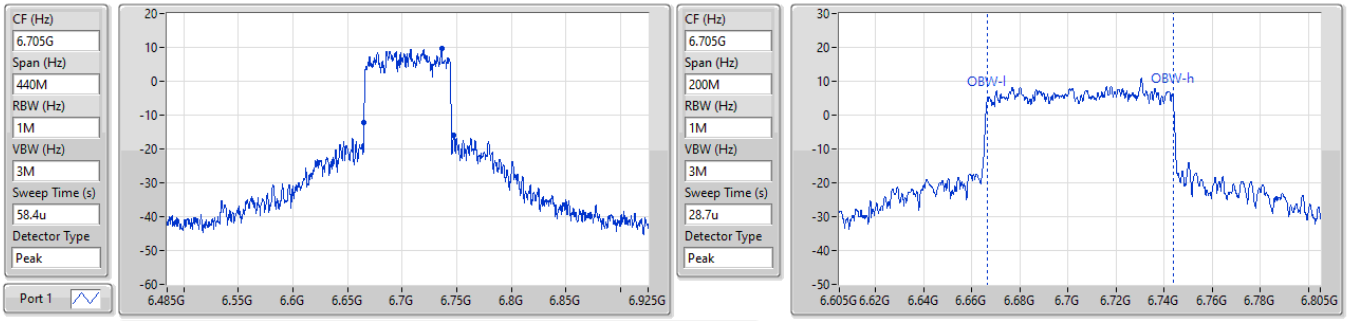

26dB(Hz)	Fl-26dB(Hz)	Fh-26dB(Hz)	OBW(Hz)	Fl-OBW(Hz)	Fh-OBW(Hz)	Limit(Hz)	Port
82.5M	6.66496G	6.74746G	77.461M	6.666319G	6.743781G	Inf	1

6.525-6.875GHz_802.11ax HEW80_Nss1,(MCS0)_1TX **EBW**

6785MHz

25/01/2024

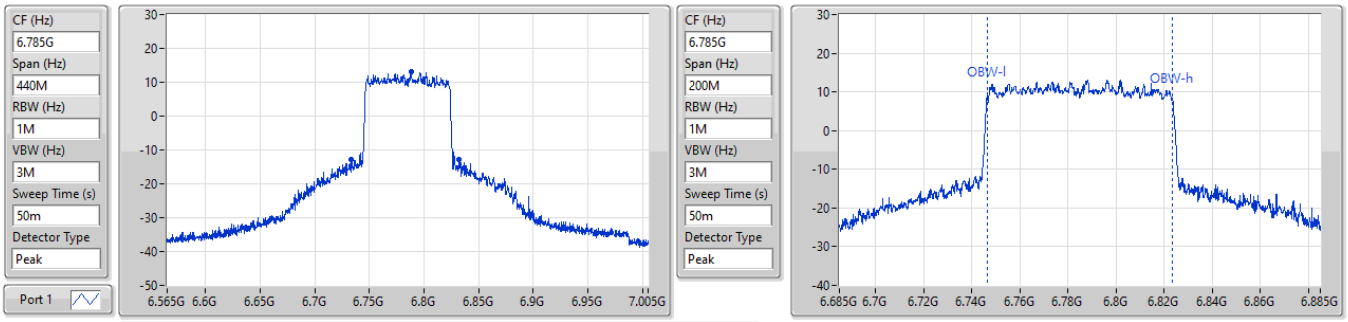

26dB(Hz)	Fl-26dB(Hz)	Fh-26dB(Hz)	OBW(Hz)	Fl-OBW(Hz)	Fh-OBW(Hz)	Limit(Hz)	Port
98.56M	6.73374G	6.8323G	77.161M	6.746419G	6.823581G	Inf	1

5.925-6.425GHz_802.11ax HEW160_Nss1,(MCS0)_1TX **EBW**

6025MHz

18/10/2023

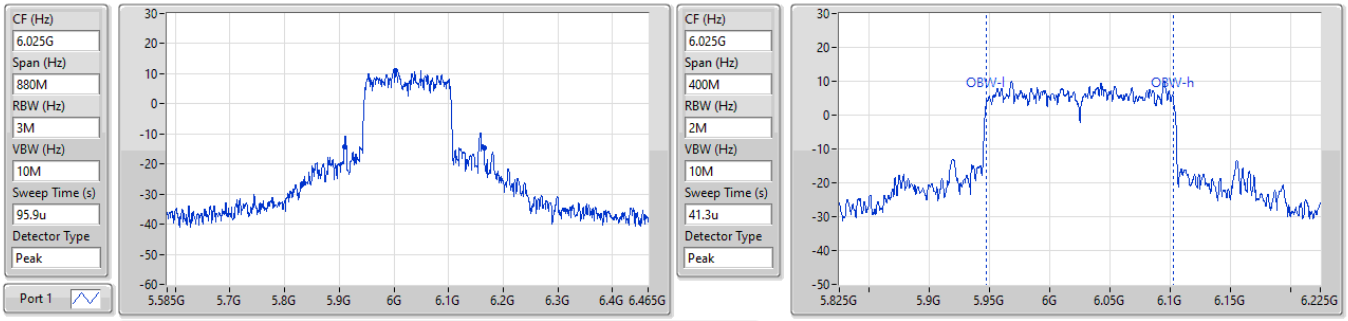

26dB(Hz)	Fl-26dB(Hz)	Fh-26dB(Hz)	OBW(Hz)	Fl-OBW(Hz)	Fh-OBW(Hz)	Limit(Hz)	Port
256.08M	5.90928G	6.16536G	156.122M	5.947039G	6.103161G	Inf	1

5.925-6.425GHz_802.11ax HEW160_Nss1,(MCS0)_1TX **EBW**

6185MHz

06/10/2023

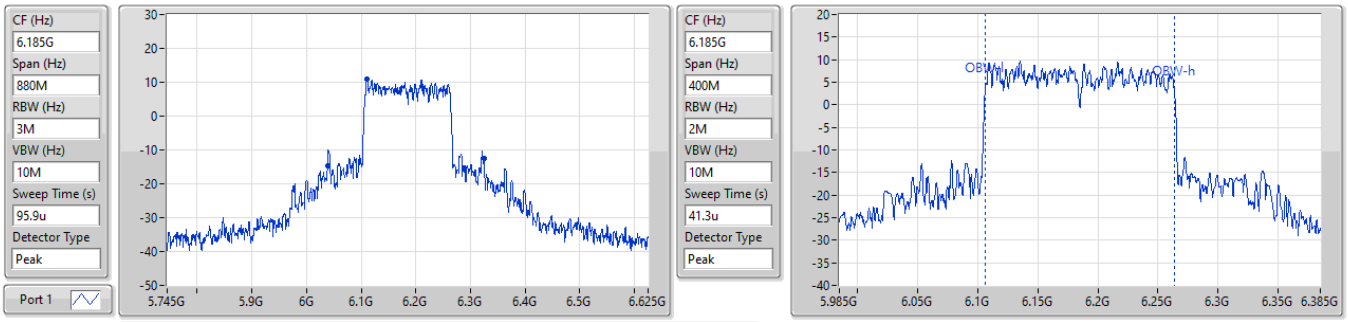

26dB(Hz)	Fl-26dB(Hz)	Fh-26dB(Hz)	OBW(Hz)	Fl-OBW(Hz)	Fh-OBW(Hz)	Limit(Hz)	Port
287.32M	6.03804G	6.32536G	157.121M	6.106439G	6.263561G	Inf	1

5.925-6.425GHz_802.11ax HEW160_Nss1,(MCS0)_1TX **EBW**

6345MHz

06/10/2023

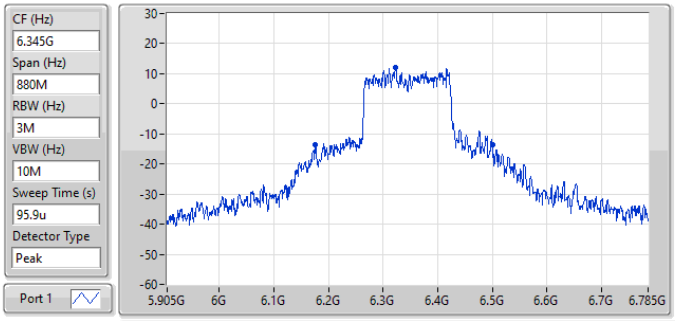

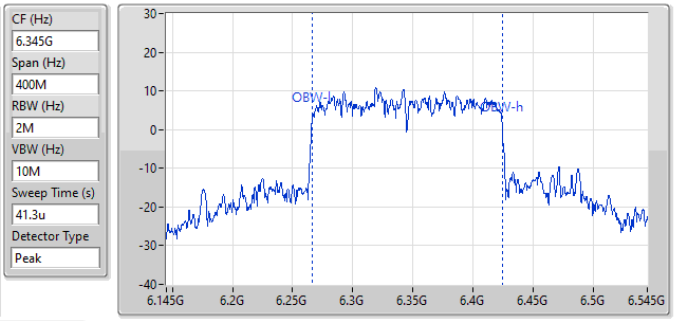

26dB(Hz)	Fl-26dB(Hz)	Fh-26dB(Hz)	OBW(Hz)	Fl-OBW(Hz)	Fh-OBW(Hz)	Limit(Hz)	Port
324.28M	6.1756G	6.49988G	158.121M	6.266239G	6.42436G	Inf	1

6.525-6.875GHz_802.11ax HEW160_Nss1,(MCS0)_1TX **EBW**

6665MHz

06/10/2023

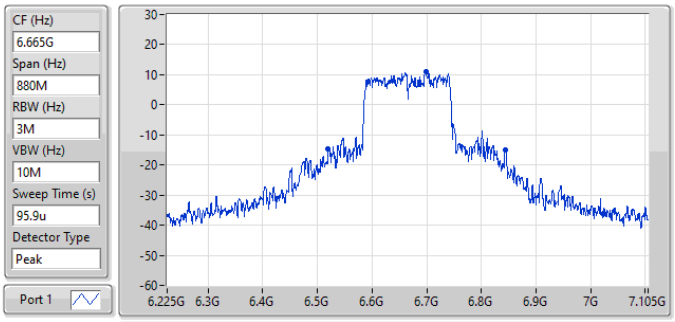

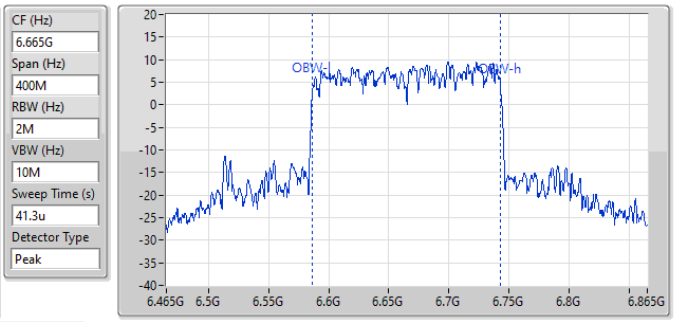

26dB(Hz)	Fl-26dB(Hz)	Fh-26dB(Hz)	OBW(Hz)	Fl-OBW(Hz)	Fh-OBW(Hz)	Limit(Hz)	Port
323.4M	6.5198G	6.8432G	156.322M	6.586639G	6.742961G	Inf	1

Summary

Mode	Total Power (dBm)	Total Power (W)	EIRP (dBm)	EIRP (W)
5.925-6.425GHz	-	-	-	-
802.11ax HEW20_Nss1,(MCS0)_2TX	20.67	0.11668	25.12	0.32509
802.11ax HEW40_Nss1,(MCS0)_2TX	20.66	0.11641	25.11	0.32434
802.11ax HEW80_Nss1,(MCS0)_2TX	19.93	0.09840	24.38	0.27416
802.11ax HEW160_Nss1,(MCS0)_2TX	19.10	0.08128	23.55	0.22646
6.525-6.875GHz	-	-	-	-
802.11ax HEW20_Nss1,(MCS0)_2TX	18.79	0.07568	23.24	0.21086
802.11ax HEW40_Nss1,(MCS0)_2TX	19.08	0.08091	23.53	0.22542
802.11ax HEW80_Nss1,(MCS0)_2TX	18.43	0.06966	22.88	0.19409
802.11ax HEW160_Nss1,(MCS0)_2TX	18.43	0.06966	22.88	0.19409

Result

Mode	Result	DG (dBi)	Port 1 (dBm)	Port 2 (dBm)	Total Power (dBm)	Power Limit (dBm)	EIRP (dBm)	EIRP Limit (dBm)	EIRP [Phi 30°] (dBm)	EIRP [Phi 30°] Limit (dBm)
802.11ax HEW20_Nss1,(MCS0)_2TX	-	-	-	-	-	-	-	-		
5955MHz	Pass	4.45	18.02	17.27	20.67	Inf	25.12	36.00	20.90	21
6195MHz	Pass	4.45	15.47	14.95	18.23	Inf	22.68	36.00	20.85	21
6415MHz	Pass	4.45	15.36	15.03	18.21	Inf	22.66	36.00	20.79	21
6535MHz	Pass	4.45	15.91	15.65	18.79	Inf	23.24	36.00	21.00	21
6695MHz	Pass	4.45	15.44	14.84	18.16	Inf	22.61	36.00	20.58	21
6855MHz	Pass	4.45	15.96	15.48	18.74	Inf	23.19	36.00	20.84	21
802.11ax HEW40_Nss1,(MCS0)_2TX	-	-	-	-	-	-	-	-		
5965MHz	Pass	4.45	17.93	17.34	20.66	Inf	25.11	36.00	20.84	21
6205MHz	Pass	4.45	15.54	15.32	18.44	Inf	22.89	36.00	20.95	21
6405MHz	Pass	4.45	15.25	15.21	18.24	Inf	22.69	36.00	20.78	21
6565MHz	Pass	4.45	15.26	15.16	18.22	Inf	22.67	36.00	20.77	21
6685MHz	Pass	4.45	15.74	14.82	18.31	Inf	22.76	36.00	20.91	21
6845MHz	Pass	4.45	16.38	15.74	19.08	Inf	23.53	36.00	20.84	21
802.11ax HEW80_Nss1,(MCS0)_2TX	-	-	-	-	-	-	-	-		
5985MHz	Pass	4.45	17.23	16.58	19.93	Inf	24.38	36.00	20.59	21
6225MHz	Pass	4.45	15.52	14.75	18.16	Inf	22.61	36.00	20.97	21
6385MHz	Pass	4.45	15.48	15.27	18.39	Inf	22.84	36.00	20.96	21
6625MHz	Pass	4.45	15.52	14.79	18.18	Inf	22.63	36.00	20.88	21
6705MHz	Pass	4.45	15.54	14.89	18.24	Inf	22.69	36.00	20.98	21
6785MHz	Pass	4.45	15.76	15.04	18.43	Inf	22.88	36.00	20.80	21
802.11ax HEW160_Nss1,(MCS0)_2TX	-	-	-	-	-	-	-	-		
6025MHz	Pass	4.45	16.29	15.87	19.10	Inf	23.55	36.00	20.92	21
6185MHz	Pass	4.45	14.93	14.61	17.78	Inf	22.23	36.00	20.72	21
6345MHz	Pass	4.45	14.98	14.55	17.78	Inf	22.23	36.00	20.99	21
6665MHz	Pass	4.45	15.70	15.11	18.43	Inf	22.88	36.00	20.98	21

DG = Directional Gain; Port X = Port X output power

Summary

Mode	Total Power (dBm)	Total Power (W)	EIRP (dBm)	EIRP (W)
5.925-6.425GHz	-	-	-	-
802.11ax HEW20_Nss1,(MCS0)_2TX	23.28	0.21281	27.73	0.59293
802.11ax HEW40_Nss1,(MCS0)_2TX	22.88	0.19409	27.33	0.54075
802.11ax HEW80_Nss1,(MCS0)_2TX	22.80	0.19055	27.25	0.53088
802.11ax HEW160_Nss1,(MCS0)_2TX	22.98	0.19861	27.43	0.55335
6.525-6.875GHz	-	-	-	-
802.11ax HEW20_Nss1,(MCS0)_2TX	23.37	0.21727	27.82	0.60534
802.11ax HEW40_Nss1,(MCS0)_2TX	23.31	0.21429	27.76	0.59704
802.11ax HEW80_Nss1,(MCS0)_2TX	22.95	0.19724	27.40	0.54954
802.11ax HEW160_Nss1,(MCS0)_2TX	22.81	0.19099	27.26	0.53211

Result

Mode	Result	DG (dBi)	Port 1 (dBm)	Port 2 (dBm)	Total Power (dBm)	Power Limit (dBm)	EIRP (dBm)	EIRP Limit (dBm)
802.11ax HEW20_Nss1,(MCS0)_2TX	-	-	-	-	-	-	-	-
5955MHz	Pass	4.45	20.30	19.62	22.98	Inf	27.43	36.00
6195MHz	Pass	4.45	20.84	19.39	23.19	Inf	27.64	36.00
6415MHz	Pass	4.45	20.82	19.64	23.28	Inf	27.73	36.00
6535MHz	Pass	4.45	20.55	20.16	23.37	Inf	27.82	36.00
6695MHz	Pass	4.45	20.98	19.54	23.33	Inf	27.78	36.00
6855MHz	Pass	4.45	20.36	19.77	23.09	Inf	27.54	36.00
802.11ax HEW40_Nss1,(MCS0)_2TX	-	-	-	-	-	-	-	-
5965MHz	Pass	4.45	20.52	19.09	22.87	Inf	27.32	36.00
6205MHz	Pass	4.45	20.43	18.76	22.69	Inf	27.14	36.00
6405MHz	Pass	4.45	20.60	18.99	22.88	Inf	27.33	36.00
6565MHz	Pass	4.45	20.56	20.03	23.31	Inf	27.76	36.00
6685MHz	Pass	4.45	20.72	19.21	23.04	Inf	27.49	36.00
6845MHz	Pass	4.45	20.23	19.32	22.81	Inf	27.26	36.00
802.11ax HEW80_Nss1,(MCS0)_2TX	-	-	-	-	-	-	-	-
5985MHz	Pass	4.45	20.31	18.75	22.61	Inf	27.06	36.00
6225MHz	Pass	4.45	20.30	18.73	22.60	Inf	27.05	36.00
6385MHz	Pass	4.45	20.42	19.05	22.80	Inf	27.25	36.00
6625MHz	Pass	4.45	20.68	19.04	22.95	Inf	27.40	36.00
6705MHz	Pass	4.45	20.38	18.60	22.59	Inf	27.04	36.00
6785MHz	Pass	4.45	20.53	19.22	22.93	Inf	27.38	36.00
802.11ax HEW160_Nss1,(MCS0)_2TX	-	-	-	-	-	-	-	-
6025MHz	Pass	4.45	20.57	19.28	22.98	Inf	27.43	36.00
6185MHz	Pass	4.45	20.18	18.95	22.62	Inf	27.07	36.00
6345MHz	Pass	4.45	20.37	18.92	22.72	Inf	27.17	36.00
6665MHz	Pass	4.45	20.38	19.13	22.81	Inf	27.26	36.00

DG = Directional Gain; Port X = Port X output power

Summary

Mode	Total Power (dBm)	Total Power (W)	EIRP (dBm)	EIRP (W)
5.925-6.425GHz	-	-	-	-
802.11ax HEW20_Nss1,(MCS0)_1TX	19.53	0.08974	23.43	0.22029
802.11ax HEW40_Nss1,(MCS0)_1TX	19.47	0.08851	23.37	0.21727
802.11ax HEW80_Nss1,(MCS0)_1TX	19.04	0.08017	22.94	0.19679
802.11ax HEW160_Nss1,(MCS0)_1TX	19.45	0.08810	23.35	0.21627
6.525-6.875GHz	-	-	-	-
802.11ax HEW20_Nss1,(MCS0)_1TX	19.45	0.08810	23.35	0.21627
802.11ax HEW40_Nss1,(MCS0)_1TX	19.61	0.09141	23.51	0.22439
802.11ax HEW80_Nss1,(MCS0)_1TX	19.74	0.09419	23.64	0.23121
802.11ax HEW160_Nss1,(MCS0)_1TX	19.41	0.08730	23.31	0.21429

Result

Mode	Result	DG (dBi)	Port 1 (dBm)	Total Power (dBm)	Power Limit (dBm)	EIRP (dBm)	EIRP Limit (dBm)
802.11ax HEW20_Nss1,(MCS0)_1TX	-	-	-	-	-	-	-
5955MHz	Pass	3.90	19.53	19.53	Inf	23.43	36.00
6195MHz	Pass	3.90	19.28	19.28	Inf	23.18	36.00
6415MHz	Pass	3.90	19.39	19.39	Inf	23.29	36.00
6535MHz	Pass	3.90	19.36	19.36	Inf	23.26	36.00
6695MHz	Pass	3.90	19.45	19.45	Inf	23.35	36.00
6855MHz	Pass	3.90	19.29	19.29	Inf	23.19	36.00
802.11ax HEW40_Nss1,(MCS0)_1TX	-	-	-	-	-	-	-
5965MHz	Pass	3.90	18.77	18.77	Inf	22.67	36.00
6205MHz	Pass	3.90	19.21	19.21	Inf	23.11	36.00
6405MHz	Pass	3.90	19.47	19.47	Inf	23.37	36.00
6565MHz	Pass	3.90	19.28	19.28	Inf	23.18	36.00
6685MHz	Pass	3.90	19.47	19.47	Inf	23.37	36.00
6845MHz	Pass	3.90	19.61	19.61	Inf	23.51	36.00
802.11ax HEW80_Nss1,(MCS0)_1TX	-	-	-	-	-	-	-
5985MHz	Pass	3.90	18.46	18.46	Inf	22.36	36.00
6225MHz	Pass	3.90	19.04	19.04	Inf	22.94	36.00
6385MHz	Pass	3.90	18.95	18.95	Inf	22.85	36.00
6625MHz	Pass	3.90	19.02	19.02	Inf	22.92	36.00
6705MHz	Pass	3.90	19.07	19.07	Inf	22.97	36.00
6785MHz	Pass	3.90	19.74	19.74	Inf	23.64	36.00
802.11ax HEW160_Nss1,(MCS0)_1TX	-	-	-	-	-	-	-
6025MHz	Pass	3.90	18.48	18.48	Inf	22.38	36.00
6185MHz	Pass	3.90	19.24	19.24	Inf	23.14	36.00
6345MHz	Pass	3.90	19.45	19.45	Inf	23.35	36.00
6665MHz	Pass	3.90	19.41	19.41	Inf	23.31	36.00

DG = Directional Gain; Port X = Port X output power

Summary

Mode	Total Power (dBm)	Total Power (W)	EIRP (dBm)	EIRP (W)
5.925-6.425GHz	-	-	-	-
802.11ax HEW20-BF_Nss1,(MCS0)_2TX	20.53	0.11298	25.90	0.38905
802.11ax HEW40-BF_Nss1,(MCS0)_2TX	20.52	0.11272	25.89	0.38815
802.11ax HEW80-BF_Nss1,(MCS0)_2TX	19.83	0.09616	25.20	0.33113
802.11ax HEW160-BF_Nss1,(MCS0)_2TX	18.95	0.07852	24.32	0.27040
6.525-6.875GHz	-	-	-	-
802.11ax HEW20-BF_Nss1,(MCS0)_2TX	18.68	0.07379	24.05	0.25410
802.11ax HEW40-BF_Nss1,(MCS0)_2TX	18.96	0.07870	24.33	0.27102
802.11ax HEW80-BF_Nss1,(MCS0)_2TX	18.30	0.06761	23.67	0.23281
802.11ax HEW160-BF_Nss1,(MCS0)_2TX	18.28	0.06730	23.65	0.23174

Result

Mode	Result	DG (dBi)	Port 1 (dBm)	Port 2 (dBm)	Total Power (dBm)	Power Limit (dBm)	EIRP (dBm)	EIRP Limit (dBm)
802.11ax HEW20-BF_Nss1,(MCS0)_2TX	-	-	-	-	-	-	-	-
5955MHz	Pass	5.37	17.88	17.13	20.53	Inf	25.90	36.00
6195MHz	Pass	5.37	15.36	14.82	18.11	Inf	23.48	36.00
6415MHz	Pass	5.37	15.22	14.91	18.08	Inf	23.45	36.00
6535MHz	Pass	5.37	15.8	15.54	18.68	Inf	24.05	36.00
6695MHz	Pass	5.37	15.31	14.69	18.02	Inf	23.39	36.00
6855MHz	Pass	5.37	15.81	15.36	18.60	Inf	23.97	36.00
802.11ax HEW40-BF_Nss1,(MCS0)_2TX	-	-	-	-	-	-	-	-
5965MHz	Pass	5.37	17.79	17.21	20.52	Inf	25.89	36.00
6205MHz	Pass	5.37	15.42	15.22	18.33	Inf	23.70	36.00
6405MHz	Pass	5.37	15.12	15.11	18.13	Inf	23.50	36.00
6565MHz	Pass	5.37	15.14	15.02	18.09	Inf	23.46	36.00
6685MHz	Pass	5.37	15.63	14.7	18.20	Inf	23.57	36.00
6845MHz	Pass	5.37	16.26	15.62	18.96	Inf	24.33	36.00
802.11ax HEW80-BF_Nss1,(MCS0)_2TX	-	-	-	-	-	-	-	-
5985MHz	Pass	5.37	17.13	16.48	19.83	Inf	25.20	36.00
6225MHz	Pass	5.37	15.42	14.64	18.06	Inf	23.43	36.00
6385MHz	Pass	5.37	15.33	15.17	18.26	Inf	23.63	36.00
6625MHz	Pass	5.37	15.42	14.67	18.07	Inf	23.44	36.00
6705MHz	Pass	5.37	15.43	14.78	18.13	Inf	23.50	36.00
6785MHz	Pass	5.37	15.62	14.94	18.30	Inf	23.67	36.00
802.11ax HEW160-BF_Nss1,(MCS0)_2TX	-	-	-	-	-	-	-	-
6025MHz	Pass	5.37	16.14	15.72	18.95	Inf	24.32	36.00
6185MHz	Pass	5.37	14.8	14.5	17.66	Inf	23.03	36.00
6345MHz	Pass	5.37	14.85	14.45	17.66	Inf	23.03	36.00
6665MHz	Pass	5.37	15.55	14.97	18.28	Inf	23.65	36.00

DG = Directional Gain; Port X = Port X output power

Summary

Mode	Total Power (dBm)	Total Power (W)	EIRP (dBm)	EIRP (W)
5.925-6.425GHz	-	-	-	-
802.11ax HEW20-BF_Nss1,(MCS0)_2TX	23.24	0.21086	28.61	0.72611
802.11ax HEW40-BF_Nss1,(MCS0)_2TX	22.87	0.19364	28.24	0.66681
802.11ax HEW80-BF_Nss1,(MCS0)_2TX	22.79	0.19011	28.16	0.65464
802.11ax HEW160-BF_Nss1,(MCS0)_2TX	22.97	0.19815	28.34	0.68234
6.525-6.875GHz	-	-	-	-
802.11ax HEW20-BF_Nss1,(MCS0)_2TX	23.36	0.21677	28.73	0.74645
802.11ax HEW40-BF_Nss1,(MCS0)_2TX	23.30	0.21380	28.67	0.73621
802.11ax HEW80-BF_Nss1,(MCS0)_2TX	22.90	0.19498	28.27	0.67143
802.11ax HEW160-BF_Nss1,(MCS0)_2TX	22.76	0.18880	28.13	0.65013

Result

Mode	Result	DG (dBi)	Port 1 (dBm)	Port 2 (dBm)	Total Power (dBm)	Power Limit (dBm)	EIRP (dBm)	EIRP Limit (dBm)
802.11ax HEW20-BF_Nss1,(MCS0)_2TX	-	-	-	-	-	-	-	-
5955MHz	Pass	5.37	20.29	19.61	22.97	Inf	28.34	36.00
6195MHz	Pass	5.37	20.82	19.37	23.17	Inf	28.54	36.00
6415MHz	Pass	5.37	20.78	19.60	23.24	Inf	28.61	36.00
6535MHz	Pass	5.37	20.54	20.15	23.36	Inf	28.73	36.00
6695MHz	Pass	5.37	20.95	19.51	23.30	Inf	28.67	36.00
6855MHz	Pass	5.37	20.35	19.76	23.08	Inf	28.45	36.00
802.11ax HEW40-BF_Nss1,(MCS0)_2TX	-	-	-	-	-	-	-	-
5965MHz	Pass	5.37	20.48	19.05	22.83	Inf	28.20	36.00
6205MHz	Pass	5.37	20.40	18.73	22.66	Inf	28.03	36.00
6405MHz	Pass	5.37	20.59	18.98	22.87	Inf	28.24	36.00
6565MHz	Pass	5.37	20.55	20.02	23.30	Inf	28.67	36.00
6685MHz	Pass	5.37	20.71	19.20	23.03	Inf	28.40	36.00
6845MHz	Pass	5.37	20.22	19.31	22.80	Inf	28.17	36.00
802.11ax HEW80-BF_Nss1,(MCS0)_2TX	-	-	-	-	-	-	-	-
5985MHz	Pass	5.37	20.27	18.71	22.57	Inf	27.94	36.00
6225MHz	Pass	5.37	20.26	18.69	22.56	Inf	27.93	36.00
6385MHz	Pass	5.37	20.41	19.04	22.79	Inf	28.16	36.00
6625MHz	Pass	5.37	20.63	18.99	22.90	Inf	28.27	36.00
6705MHz	Pass	5.37	20.36	18.58	22.57	Inf	27.94	36.00
6785MHz	Pass	5.37	20.49	19.18	22.89	Inf	28.26	36.00
802.11ax HEW160-BF_Nss1,(MCS0)_2TX	-	-	-	-	-	-	-	-
6025MHz	Pass	5.37	20.56	19.27	22.97	Inf	28.34	36.00
6185MHz	Pass	5.37	20.13	18.90	22.57	Inf	27.94	36.00
6345MHz	Pass	5.37	20.35	18.90	22.70	Inf	28.07	36.00
6665MHz	Pass	5.37	20.33	19.08	22.76	Inf	28.13	36.00

DG = Directional Gain; Port X = Port X output power

Summary

Mode	PD (dBm/RBW)	EIRP PD (dBm/RBW)
5.925-6.425GHz	-	-
802.11ax HEW20_Nss1,(MCS0)_2TX	6.85	12.22
802.11ax HEW40_Nss1,(MCS0)_2TX	4.28	9.65
802.11ax HEW80_Nss1,(MCS0)_2TX	1.04	6.41
802.11ax HEW160_Nss1,(MCS0)_2TX	-2.26	3.11
6.525-6.875GHz	-	-
802.11ax HEW20_Nss1,(MCS0)_2TX	4.80	10.17
802.11ax HEW40_Nss1,(MCS0)_2TX	2.35	7.72
802.11ax HEW80_Nss1,(MCS0)_2TX	-0.92	4.45
802.11ax HEW160_Nss1,(MCS0)_2TX	-3.67	1.70

RBW = 500kHz for 5.725-5.85GHz band / 1MHz for other band;

Result

Mode	Result	DG (dBi)	Port 1 (dBm/RBW)	Port 2 (dBm/RBW)	PD (dBm/RBW)	PD Limit (dBm/RBW)	EIRP PD (dBm/RBW)	EIRP PD Limit (dBm/RBW)
802.11ax HEW20_Nss1,(MCS0)_2TX	-	-	-	-	-	-	-	-
5955MHz	Pass	5.37	4.20	3.53	6.85	Inf	12.22	23.00
6195MHz	Pass	5.37	1.62	1.01	4.28	Inf	9.65	23.00
6415MHz	Pass	5.37	1.75	1.14	4.44	Inf	9.81	23.00
6535MHz	Pass	5.37	1.95	1.67	4.80	Inf	10.17	23.00
6695MHz	Pass	5.37	1.52	0.88	4.21	Inf	9.58	23.00
6855MHz	Pass	5.37	1.99	1.57	4.75	Inf	10.12	23.00
802.11ax HEW40_Nss1,(MCS0)_2TX	-	-	-	-	-	-	-	-
5965MHz	Pass	5.37	1.55	0.98	4.28	Inf	9.65	23.00
6205MHz	Pass	5.37	-1.18	-1.39	1.71	Inf	7.08	23.00
6405MHz	Pass	5.37	-1.36	-1.42	1.62	Inf	6.99	23.00
6565MHz	Pass	5.37	-1.12	-1.30	1.72	Inf	7.09	23.00
6685MHz	Pass	5.37	-0.87	-1.78	1.63	Inf	7.00	23.00
6845MHz	Pass	5.37	-0.31	-1.00	2.35	Inf	7.72	23.00
802.11ax HEW80_Nss1,(MCS0)_2TX	-	-	-	-	-	-	-	-
5985MHz	Pass	5.37	-1.76	-2.20	1.04	Inf	6.41	23.00
6225MHz	Pass	5.37	-3.89	-4.51	-1.22	Inf	4.15	23.00
6385MHz	Pass	5.37	-3.78	-3.90	-0.85	Inf	4.52	23.00
6625MHz	Pass	5.37	-3.75	-4.34	-1.02	Inf	4.35	23.00
6705MHz	Pass	5.37	-3.79	-4.43	-1.09	Inf	4.28	23.00
6785MHz	Pass	5.37	-3.63	-4.16	-0.92	Inf	4.45	23.00
802.11ax HEW160_Nss1,(MCS0)_2TX	-	-	-	-	-	-	-	-
6025MHz	Pass	5.37	-5.12	-5.35	-2.26	Inf	3.11	23.00
6185MHz	Pass	5.37	-7.18	-7.39	-4.40	Inf	0.97	23.00
6345MHz	Pass	5.37	-7.00	-7.56	-4.35	Inf	1.02	23.00
6665MHz	Pass	5.37	-6.21	-6.88	-3.67	Inf	1.70	23.00

DG = Directional Gain; RBW = 500kHz for 5.725-5.85GHz band / 1MHz for other band;
PD = trace bin-by-bin of each transmits port summing can be performed maximum power density; Port X = Port X Power Density;

5.925-6.425GHz_802.11ax HEW20_Nss1,(MCS0)_2TX **PSD**

5955MHz

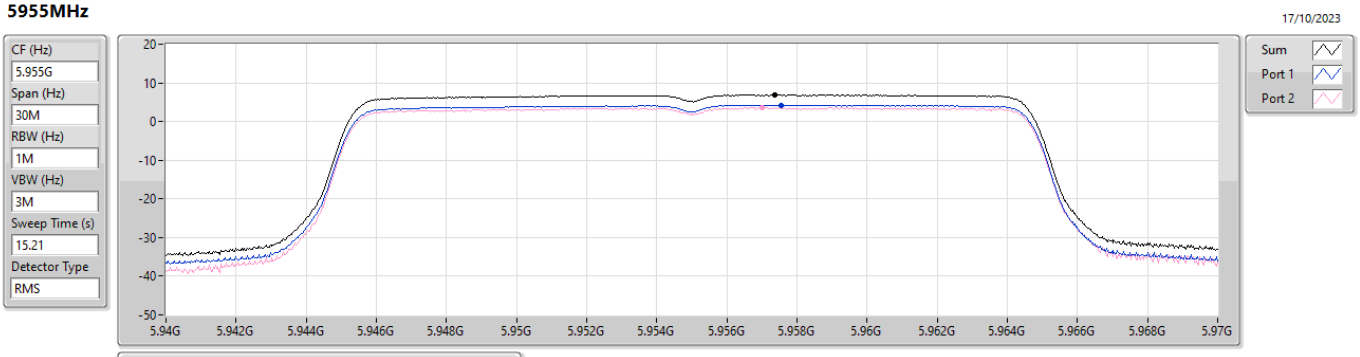

Sum	PD	Port 1	Port 2
(dBm/RBW)	(dBm/RBW)	(dBm/RBW)	(dBm/RBW)
6.85	6.85	4.20	3.53

5.925-6.425GHz_802.11ax HEW20_Nss1,(MCS0)_2TX **PSD**

6195MHz

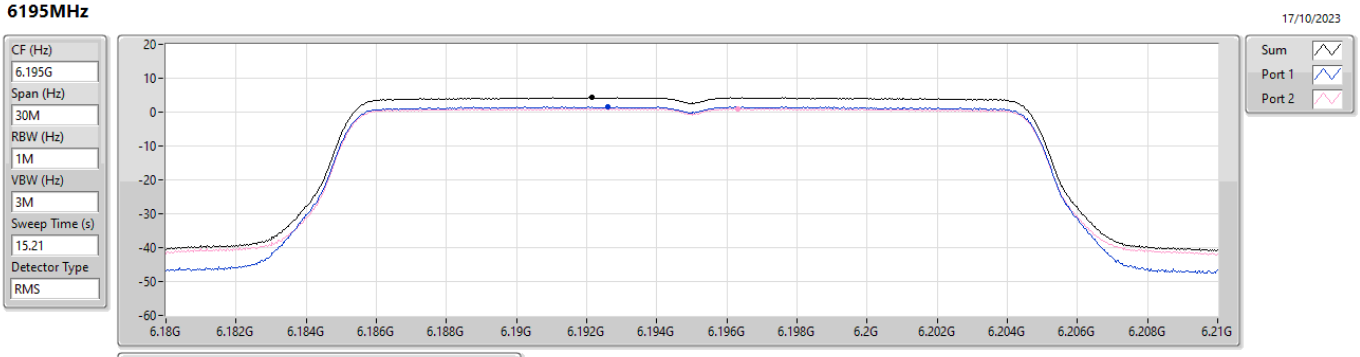

Sum	PD	Port 1	Port 2
(dBm/RBW)	(dBm/RBW)	(dBm/RBW)	(dBm/RBW)
4.28	4.28	1.62	1.01

5.925-6.425GHz_802.11ax HEW20_Nss1,(MCS0)_2TX **PSD**

6415MHz

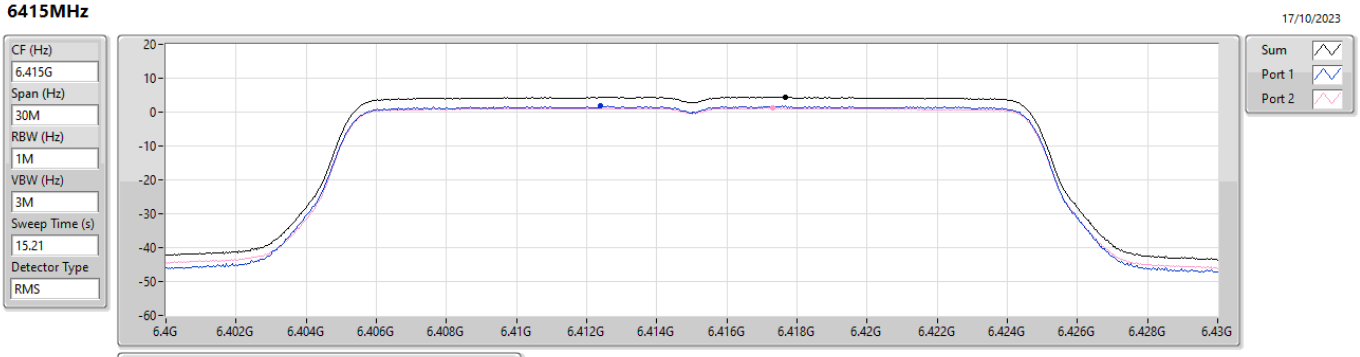

Sum	PD	Port 1	Port 2
(dBm/RBW)	(dBm/RBW)	(dBm/RBW)	(dBm/RBW)
4.44	4.44	1.75	1.14

6.525-6.875GHz_802.11ax HEW20_Nss1,(MCS0)_2TX **PSD**

6535MHz

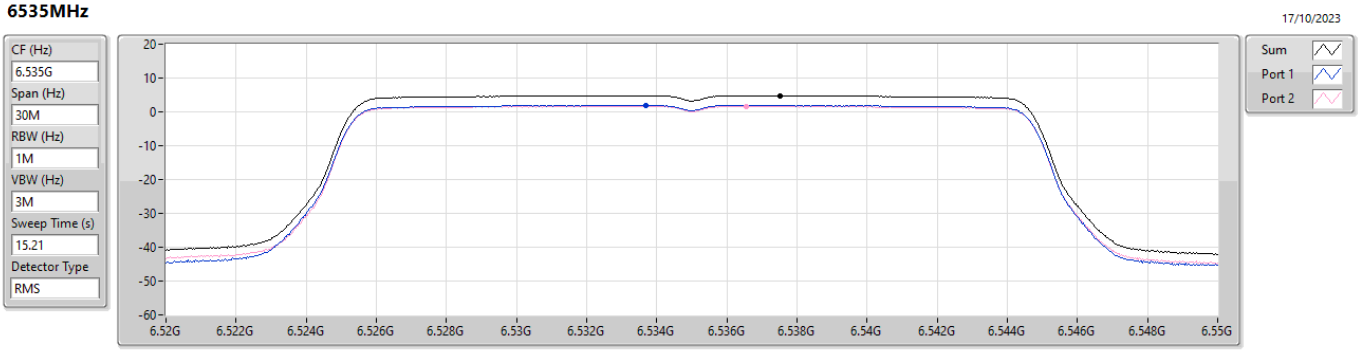

Sum	PD	Port 1	Port 2
(dBm/RBW)	(dBm/RBW)	(dBm/RBW)	(dBm/RBW)
4.80	4.80	1.95	1.67

6.525-6.875GHz_802.11ax HEW20_Nss1,(MCS0)_2TX **PSD**

6695MHz

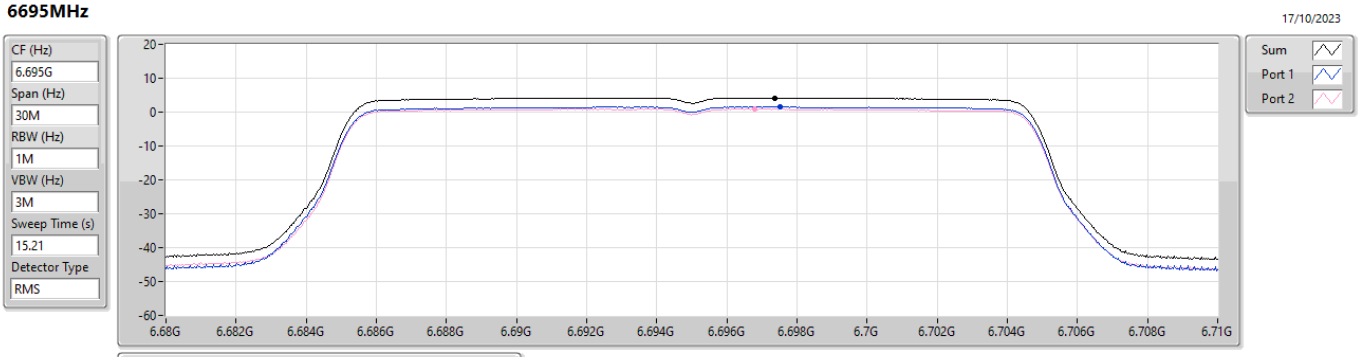

Sum	PD	Port 1	Port 2
(dBm/RBW)	(dBm/RBW)	(dBm/RBW)	(dBm/RBW)
4.21	4.21	1.52	0.88

6.525-6.875GHz_802.11ax HEW20_Nss1,(MCS0)_2TX **PSD**

6855MHz

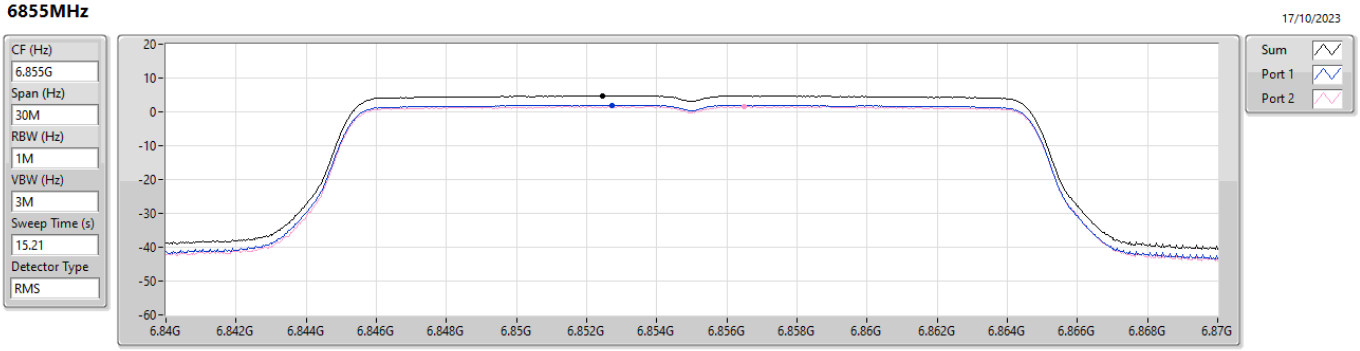

Sum	PD	Port 1	Port 2
(dBm/RBW)	(dBm/RBW)	(dBm/RBW)	(dBm/RBW)
4.75	4.75	1.99	1.57

5.925-6.425GHz_802.11ax HEW40_Nss1,(MCS0)_2TX **PSD**

5965MHz

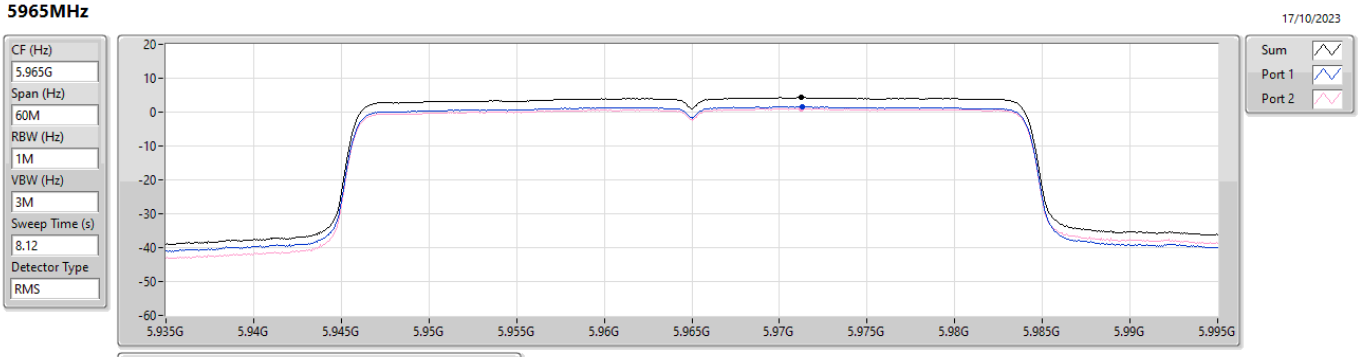

Sum	PD	Port 1	Port 2
(dBm/RBW)	(dBm/RBW)	(dBm/RBW)	(dBm/RBW)
4.28	4.28	1.55	0.98

5.925-6.425GHz_802.11ax HEW40_Nss1,(MCS0)_2TX **PSD**

6205MHz

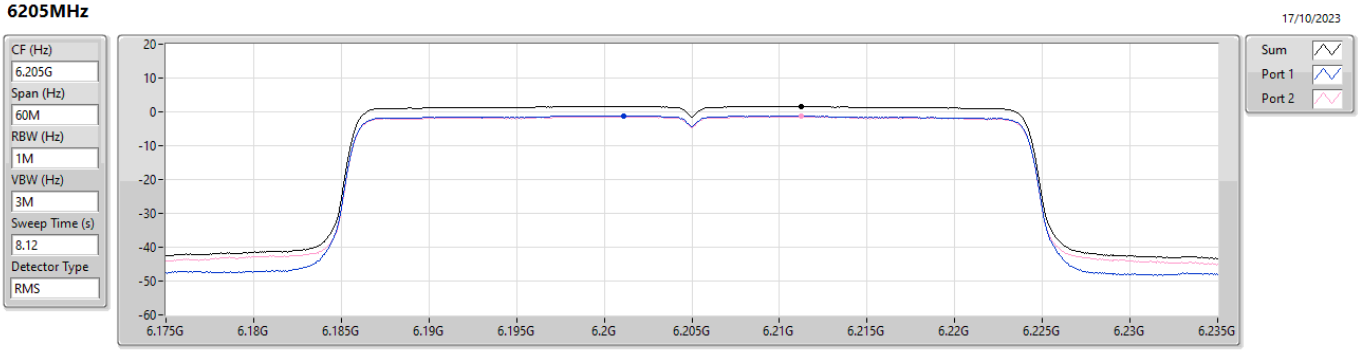

Sum	PD	Port 1	Port 2
(dBm/RBW)	(dBm/RBW)	(dBm/RBW)	(dBm/RBW)
1.71	1.71	-1.18	-1.39

5.925-6.425GHz_802.11ax HEW40_Nss1,(MCS0)_2TX **PSD**

6405MHz

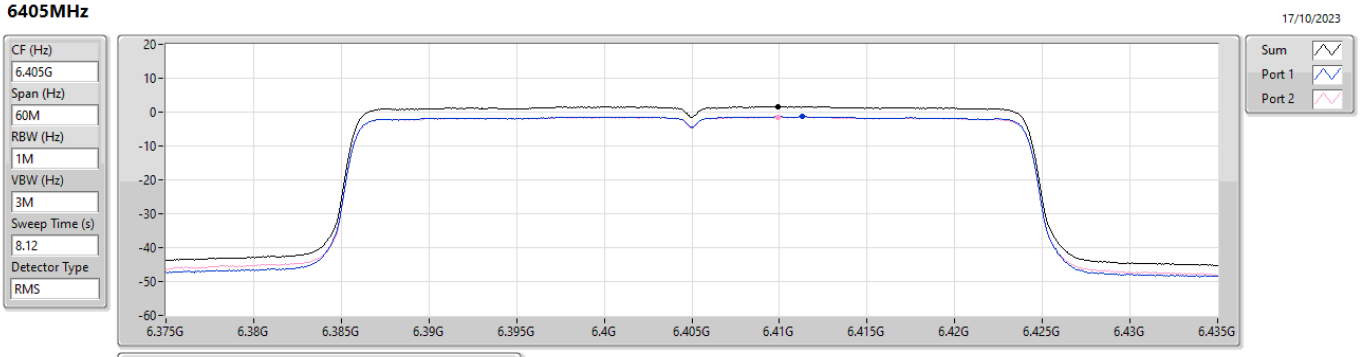

Sum	PD	Port 1	Port 2
(dBm/RBW)	(dBm/RBW)	(dBm/RBW)	(dBm/RBW)
1.62	1.62	-1.36	-1.42

6.525-6.875GHz_802.11ax HEW40_Nss1,(MCS0)_2TX **PSD**

6565MHz

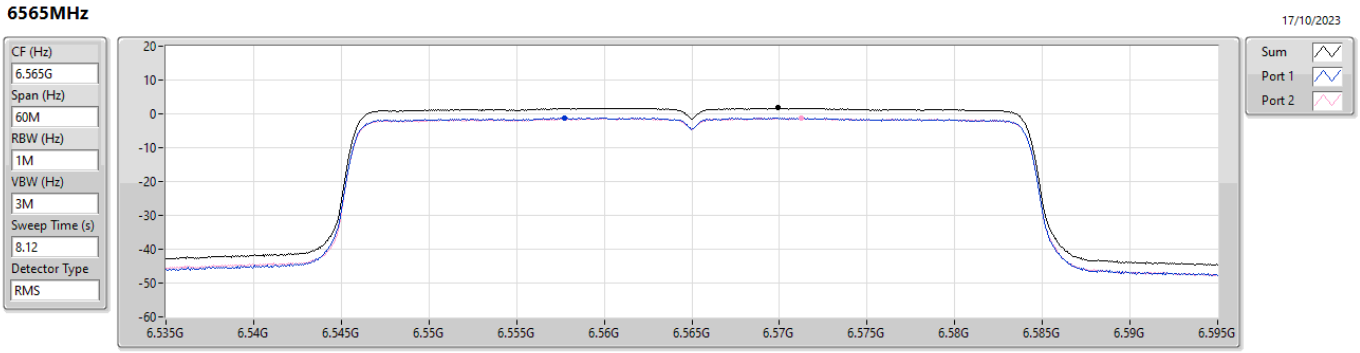

Sum	PD	Port 1	Port 2
(dBm/RBW)	(dBm/RBW)	(dBm/RBW)	(dBm/RBW)
1.72	1.72	-1.12	-1.30

6.525-6.875GHz_802.11ax HEW40_Nss1,(MCS0)_2TX **PSD**

6685MHz

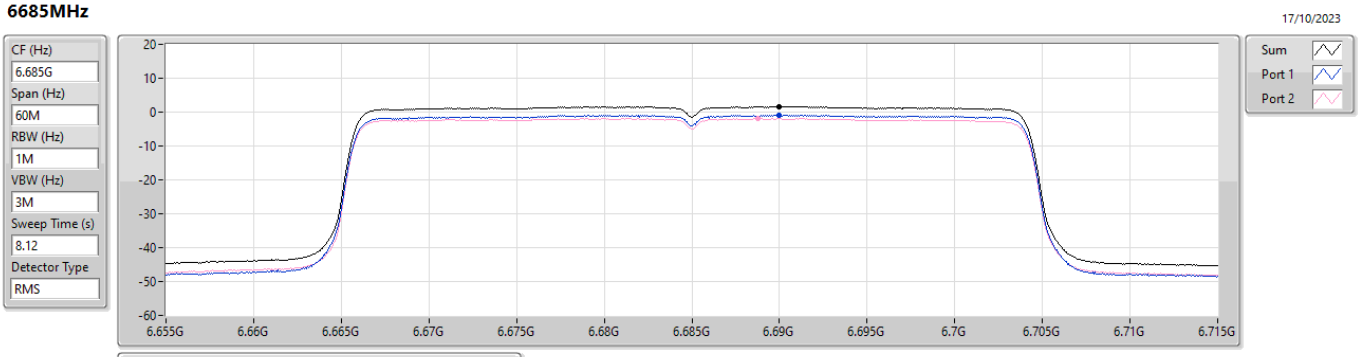

Sum	PD	Port 1	Port 2
(dBm/RBW)	(dBm/RBW)	(dBm/RBW)	(dBm/RBW)
1.63	1.63	-0.87	-1.78

6.525-6.875GHz_802.11ax HEW40_Nss1,(MCS0)_2TX **PSD**

6845MHz

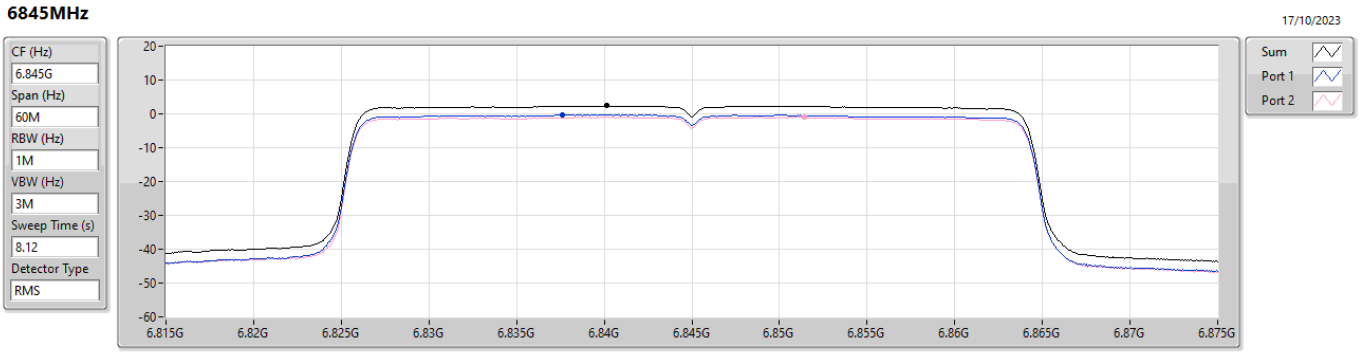

Sum	PD	Port 1	Port 2
(dBm/RBW)	(dBm/RBW)	(dBm/RBW)	(dBm/RBW)
2.35	2.35	-0.31	-1.00

5.925-6.425GHz_802.11ax HEW80_Nss1,(MCS0)_2TX **PSD**

5985MHz

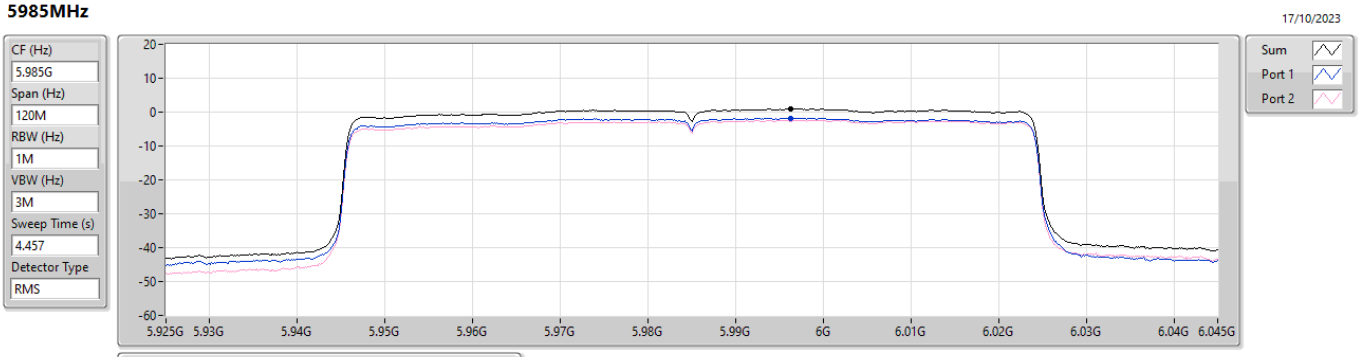

Sum	PD	Port 1	Port 2
(dBm/RBW)	(dBm/RBW)	(dBm/RBW)	(dBm/RBW)
1.04	1.04	-1.76	-2.20

5.925-6.425GHz_802.11ax HEW80_Nss1,(MCS0)_2TX **PSD**

6225MHz

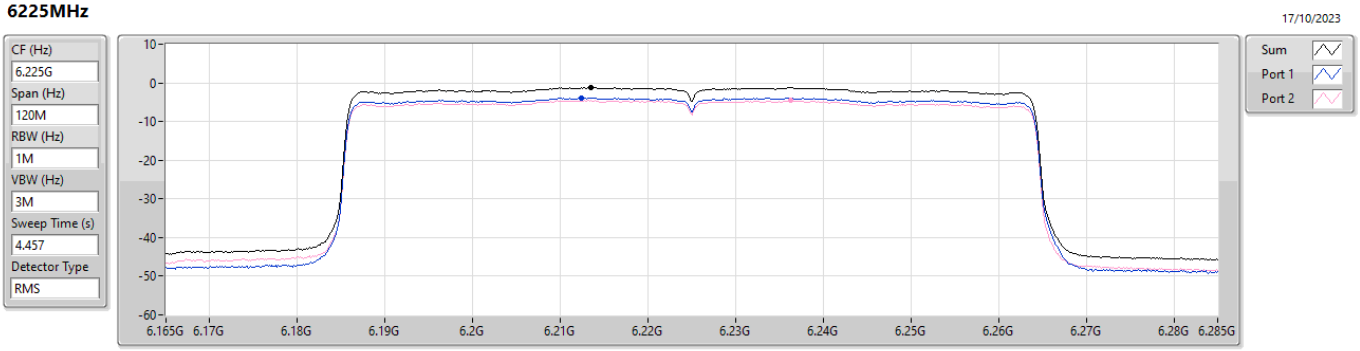

Sum	PD	Port 1	Port 2
(dBm/RBW)	(dBm/RBW)	(dBm/RBW)	(dBm/RBW)
-1.22	-1.22	-3.89	-4.51

5.925-6.425GHz_802.11ax HEW80_Nss1,(MCS0)_2TX **PSD**

6385MHz

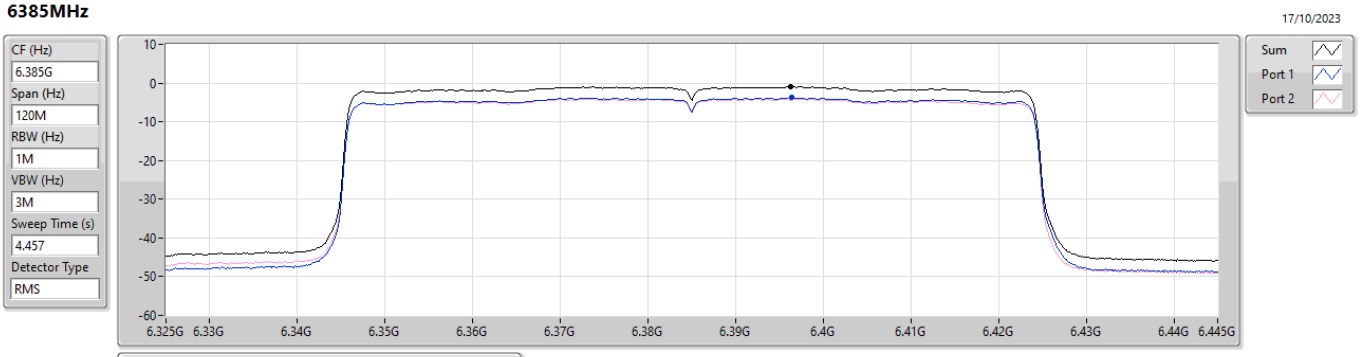

Sum	PD	Port 1	Port 2
(dBm/RBW)	(dBm/RBW)	(dBm/RBW)	(dBm/RBW)
-0.85	-0.85	-3.78	-3.90

6.525-6.875GHz_802.11ax HEW80_Nss1,(MCS0)_2TX **PSD**

6625MHz

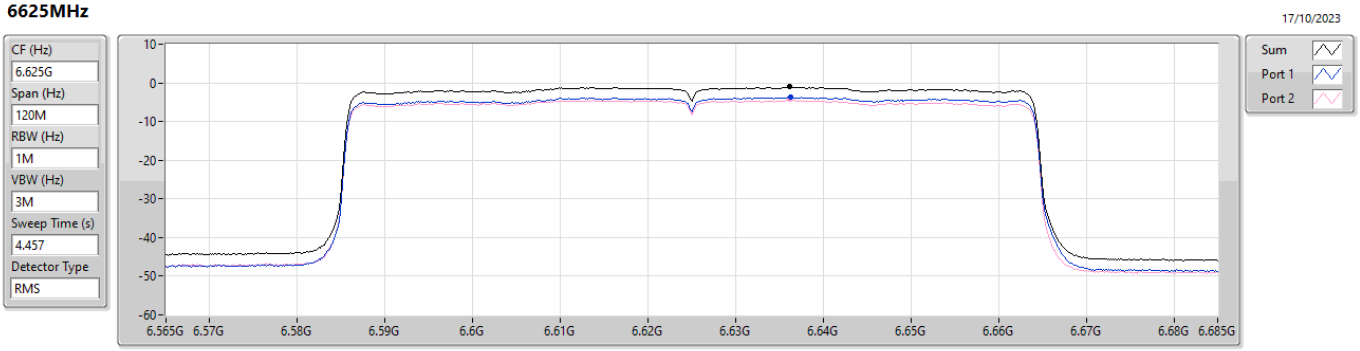

Sum	PD	Port 1	Port 2
(dBm/RBW)	(dBm/RBW)	(dBm/RBW)	(dBm/RBW)
-1.02	-1.02	-3.75	-4.34

6.525-6.875GHz_802.11ax HEW80_Nss1,(MCS0)_2TX **PSD**

6705MHz

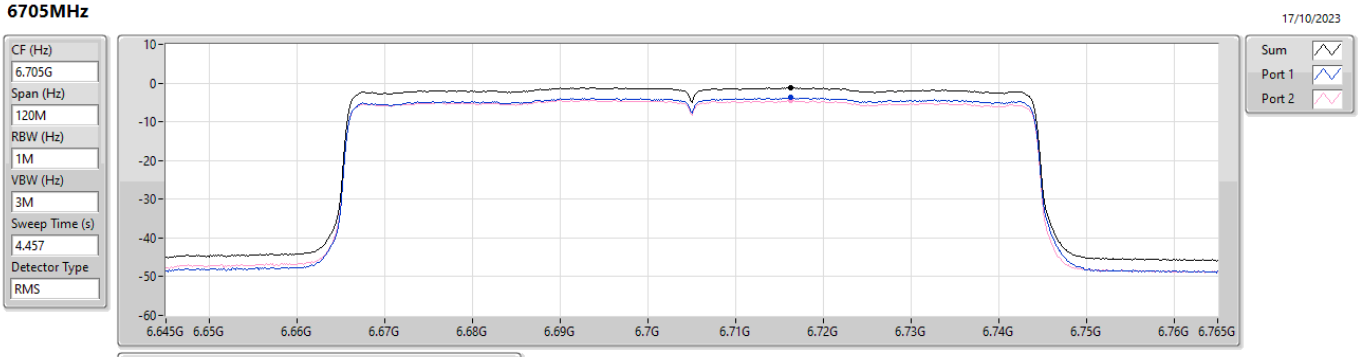

Sum	PD	Port 1	Port 2
(dBm/RBW)	(dBm/RBW)	(dBm/RBW)	(dBm/RBW)
-1.09	-1.09	-3.79	-4.43

6.525-6.875GHz_802.11ax HEW80_Nss1,(MCS0)_2TX **PSD**

6785MHz

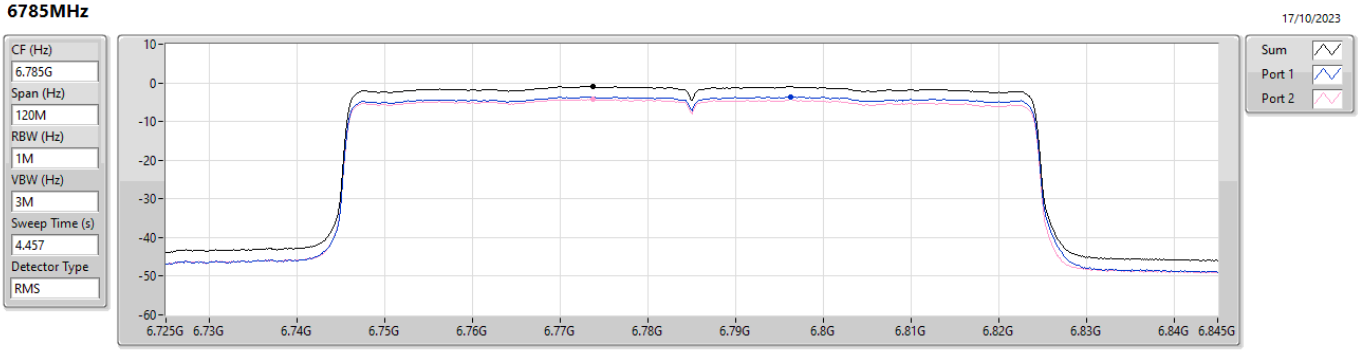

Sum	PD	Port 1	Port 2
(dBm/RBW)	(dBm/RBW)	(dBm/RBW)	(dBm/RBW)
-0.92	-0.92	-3.63	-4.16

5.925-6.425GHz_802.11ax HEW160_Nss1,(MCS0)_2TX **PSD**

6025MHz

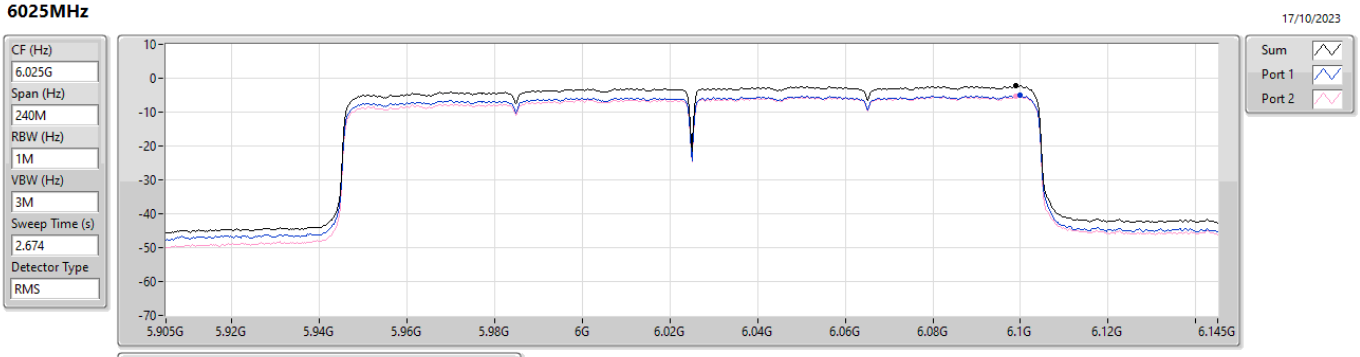

Sum	PD	Port 1	Port 2
(dBm/RBW)	(dBm/RBW)	(dBm/RBW)	(dBm/RBW)
-2.26	-2.26	-5.12	-5.35

5.925-6.425GHz_802.11ax HEW160_Nss1,(MCS0)_2TX **PSD**

6185MHz

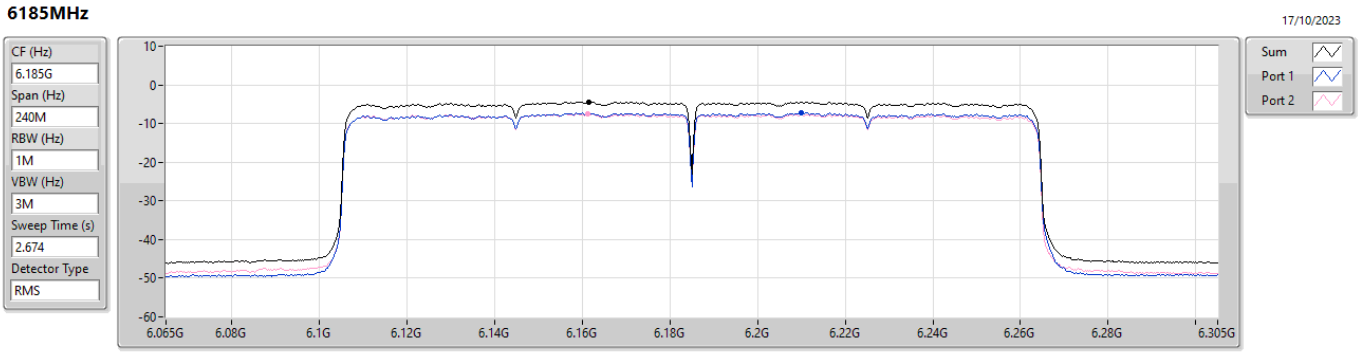

Sum	PD	Port 1	Port 2
(dBm/RBW)	(dBm/RBW)	(dBm/RBW)	(dBm/RBW)
-4.40	-4.40	-7.18	-7.39

5.925-6.425GHz_802.11ax HEW160_Nss1,(MCS0)_2TX **PSD**

6345MHz

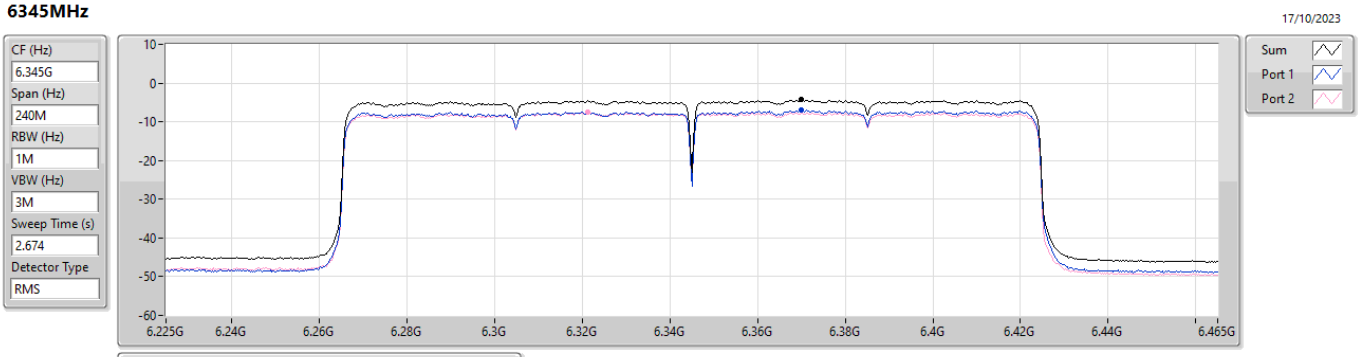

Sum	PD	Port 1	Port 2
(dBm/RBW)	(dBm/RBW)	(dBm/RBW)	(dBm/RBW)
-4.35	-4.35	-7.00	-7.56

6.525-6.875GHz_802.11ax HEW160_Nss1,(MCS0)_2TX **PSD**

6665MHz

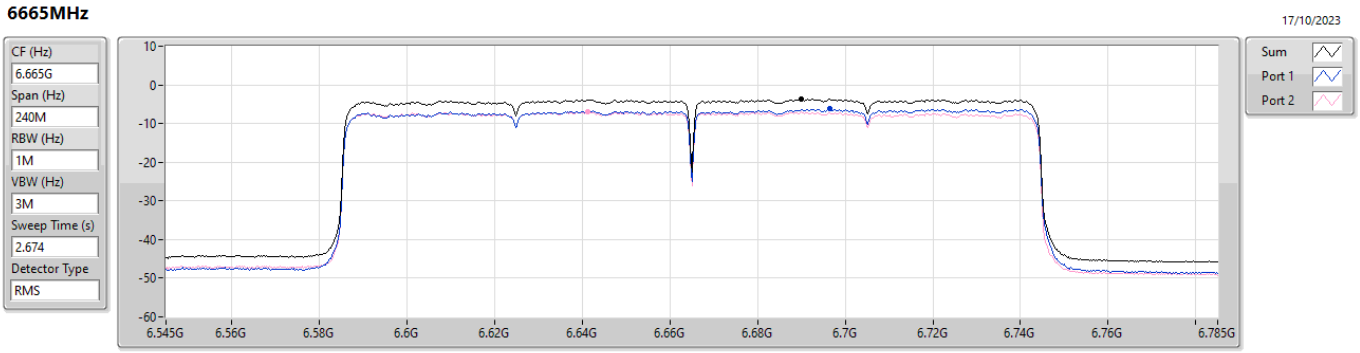

Sum	PD	Port 1	Port 2
(dBm/RBW)	(dBm/RBW)	(dBm/RBW)	(dBm/RBW)
-3.67	-3.67	-6.21	-6.88

Summary

Mode	PD (dBm/RBW)	EIRP PD (dBm/RBW)
5.925-6.425GHz	-	-
802.11ax HEW20_Nss1,(MCS0)_2TX	9.78	15.15
802.11ax HEW40_Nss1,(MCS0)_2TX	6.86	12.23
802.11ax HEW80_Nss1,(MCS0)_2TX	4.06	9.43
802.11ax HEW160_Nss1,(MCS0)_2TX	1.86	7.23
6.525-6.875GHz	-	-
802.11ax HEW20_Nss1,(MCS0)_2TX	9.88	15.25
802.11ax HEW40_Nss1,(MCS0)_2TX	6.96	12.33
802.11ax HEW80_Nss1,(MCS0)_2TX	4.29	9.66
802.11ax HEW160_Nss1,(MCS0)_2TX	1.45	6.82

RBW = 500kHz for 5.725-5.85GHz band / 1MHz for other band;

Result

Mode	Result	DG (dBi)	Port 1 (dBm/RBW)	Port 2 (dBm/RBW)	PD (dBm/RBW)	PD Limit (dBm/RBW)	EIRP PD (dBm/RBW)	EIRP PD Limit (dBm/RBW)
802.11ax HEW20_Nss1,(MCS0)_2TX	-	-	-	-	-	-	-	-
5955MHz	Pass	5.37	6.72	6.18	9.43	Inf	14.80	23.00
6195MHz	Pass	5.37	7.48	5.93	9.77	Inf	15.14	23.00
6415MHz	Pass	5.37	7.32	6.22	9.78	Inf	15.15	23.00
6535MHz	Pass	5.37	7.14	6.70	9.88	Inf	15.25	23.00
6695MHz	Pass	5.37	7.52	6.15	9.88	Inf	15.25	23.00
6855MHz	Pass	5.37	6.83	6.35	9.58	Inf	14.95	23.00
802.11ax HEW40_Nss1,(MCS0)_2TX	-	-	-	-	-	-	-	-
5965MHz	Pass	5.37	4.64	3.05	6.86	Inf	12.23	23.00
6205MHz	Pass	5.37	4.56	2.71	6.71	Inf	12.08	23.00
6405MHz	Pass	5.37	4.39	2.91	6.67	Inf	12.04	23.00
6565MHz	Pass	5.37	4.23	3.70	6.96	Inf	12.33	23.00
6685MHz	Pass	5.37	4.60	3.11	6.90	Inf	12.27	23.00
6845MHz	Pass	5.37	4.07	3.10	6.61	Inf	11.98	23.00
802.11ax HEW80_Nss1,(MCS0)_2TX	-	-	-	-	-	-	-	-
5985MHz	Pass	5.37	1.80	0.15	4.06	Inf	9.43	23.00
6225MHz	Pass	5.37	1.54	-0.00	3.81	Inf	9.18	23.00
6385MHz	Pass	5.37	1.58	0.17	3.92	Inf	9.29	23.00
6625MHz	Pass	5.37	1.93	0.52	4.29	Inf	9.66	23.00
6705MHz	Pass	5.37	1.67	-0.08	3.89	Inf	9.26	23.00
6785MHz	Pass	5.37	1.76	0.61	4.17	Inf	9.54	23.00
802.11ax HEW160_Nss1,(MCS0)_2TX	-	-	-	-	-	-	-	-
6025MHz	Pass	5.37	-0.55	-1.84	1.86	Inf	7.23	23.00
6185MHz	Pass	5.37	-1.24	-2.49	1.08	Inf	6.45	23.00
6345MHz	Pass	5.37	-1.09	-2.22	1.29	Inf	6.66	23.00
6665MHz	Pass	5.37	-0.95	-2.21	1.45	Inf	6.82	23.00

DG = Directional Gain; RBW = 500kHz for 5.725-5.85GHz band / 1MHz for other band;
PD = trace bin-by-bin of each transmits port summing can be performed maximum power density; Port X = Port X Power Density;

5.925-6.425GHz_802.11ax HEW20_Nss1,(MCS0)_2TX **PSD**

5955MHz

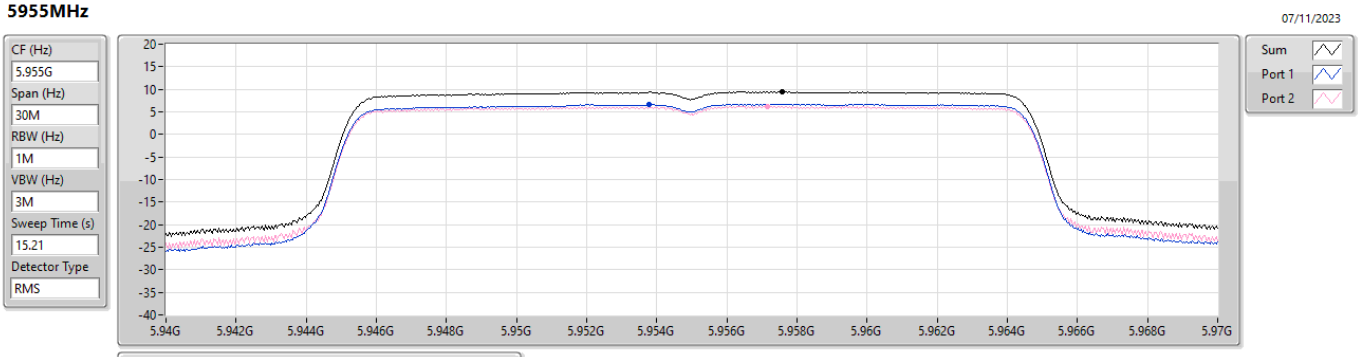

Sum	PD	Port 1	Port 2
(dBm/RBW)	(dBm/RBW)	(dBm/RBW)	(dBm/RBW)
9.43	9.43	6.72	6.18

5.925-6.425GHz_802.11ax HEW20_Nss1,(MCS0)_2TX **PSD**

6195MHz

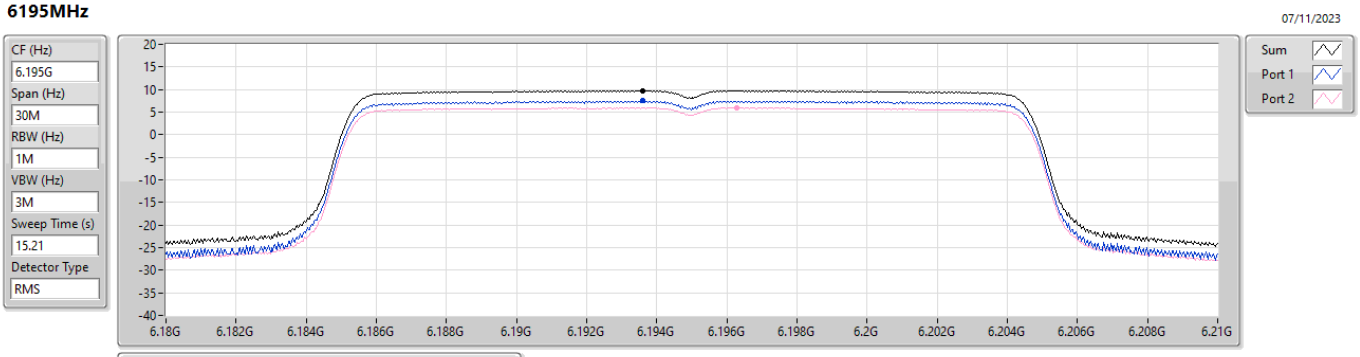

Sum	PD	Port 1	Port 2
(dBm/RBW)	(dBm/RBW)	(dBm/RBW)	(dBm/RBW)
9.77	9.77	7.48	5.93

5.925-6.425GHz_802.11ax HEW20_Nss1,(MCS0)_2TX **PSD**

6415MHz

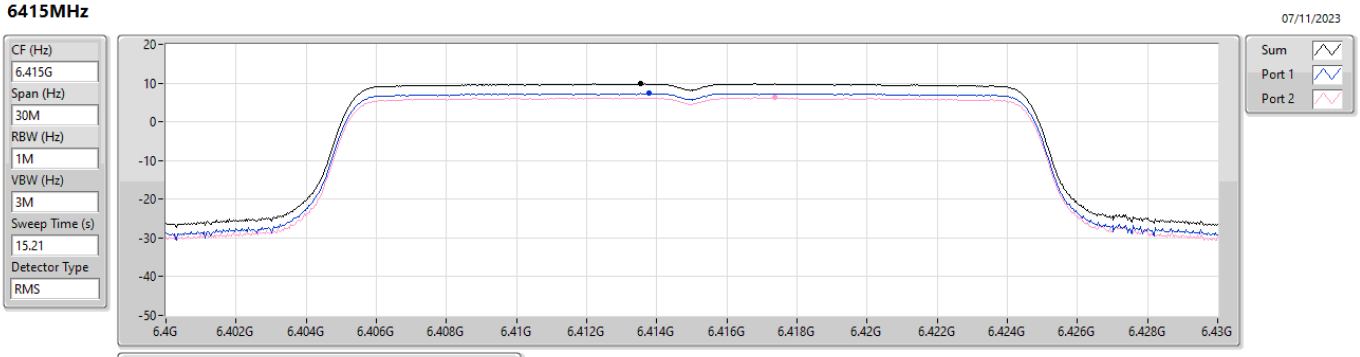

Sum	PD	Port 1	Port 2
(dBm/RBW)	(dBm/RBW)	(dBm/RBW)	(dBm/RBW)
9.78	9.78	7.32	6.22

6.525-6.875GHz_802.11ax HEW20_Nss1,(MCS0)_2TX **PSD**

6535MHz

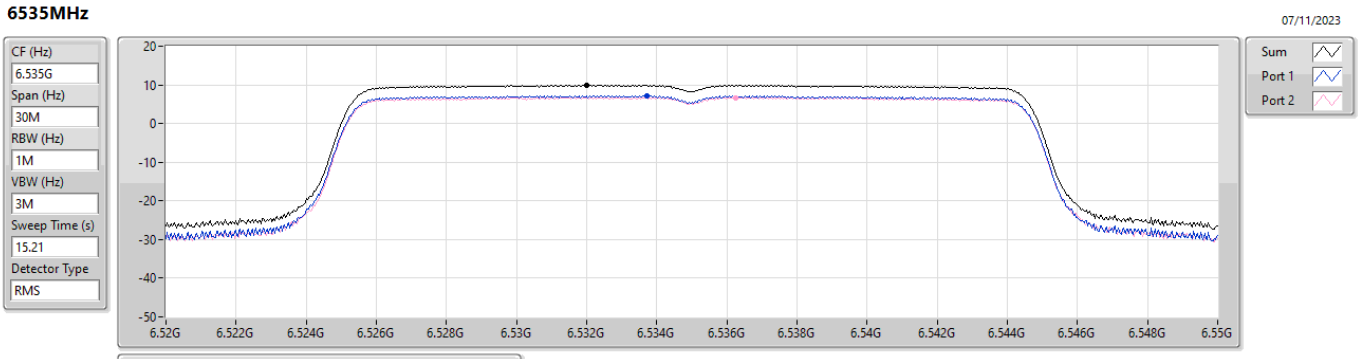

Sum	PD	Port 1	Port 2
(dBm/RBW)	(dBm/RBW)	(dBm/RBW)	(dBm/RBW)
9.88	9.88	7.14	6.70

6.525-6.875GHz_802.11ax HEW20_Nss1,(MCS0)_2TX **PSD**

6695MHz

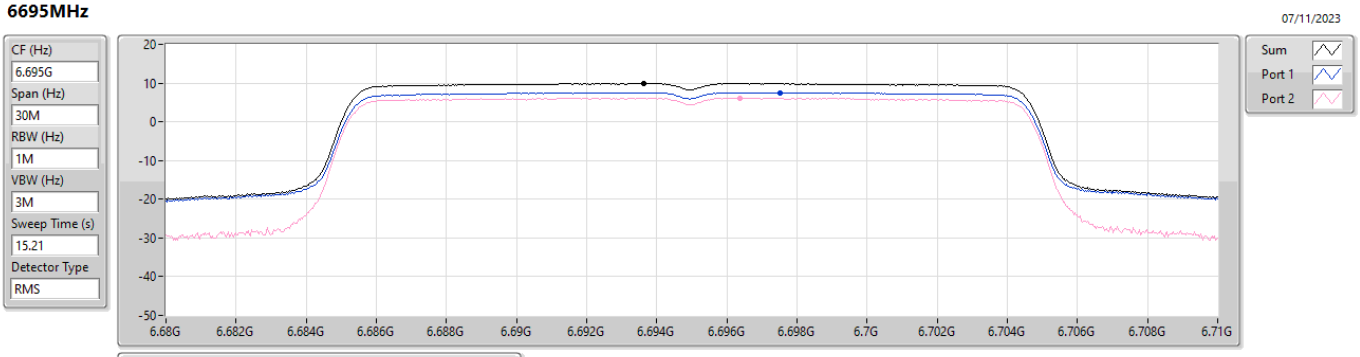

Sum	PD	Port 1	Port 2
(dBm/RBW)	(dBm/RBW)	(dBm/RBW)	(dBm/RBW)
9.88	9.88	7.52	6.15

6.525-6.875GHz_802.11ax HEW20_Nss1,(MCS0)_2TX **PSD**

6855MHz

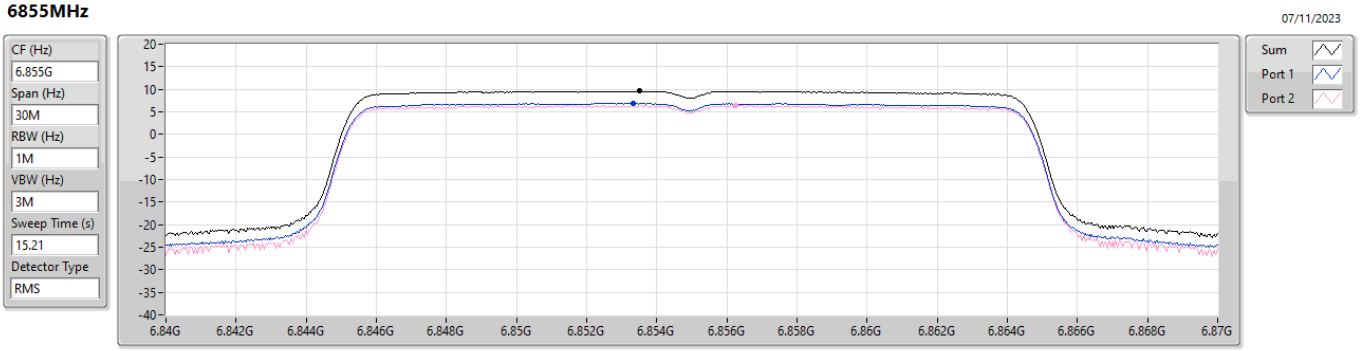

Sum	PD	Port 1	Port 2
(dBm/RBW)	(dBm/RBW)	(dBm/RBW)	(dBm/RBW)
9.58	9.58	6.83	6.35

5.925-6.425GHz_802.11ax HEW40_Nss1,(MCS0)_2TX **PSD**

5965MHz

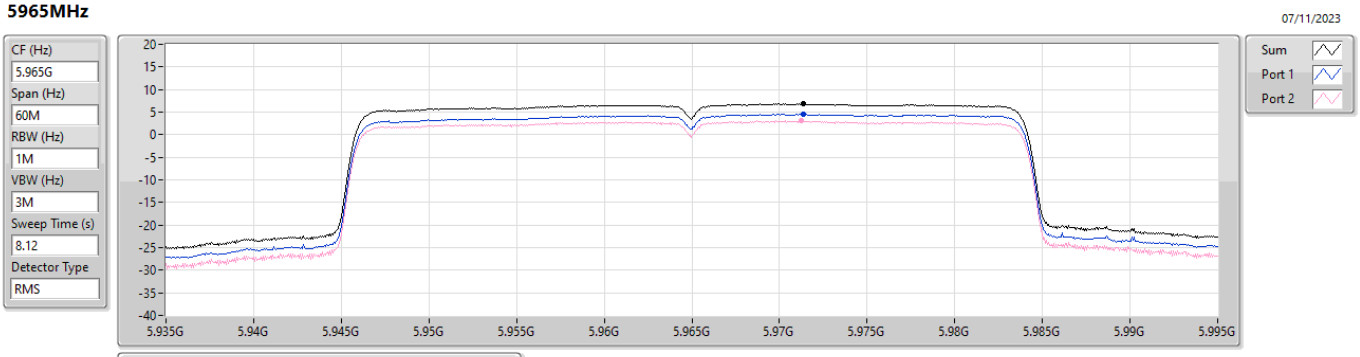

Sum	PD	Port 1	Port 2
(dBm/RBW)	(dBm/RBW)	(dBm/RBW)	(dBm/RBW)
6.86	6.86	4.64	3.05

5.925-6.425GHz_802.11ax HEW40_Nss1,(MCS0)_2TX **PSD**

6205MHz

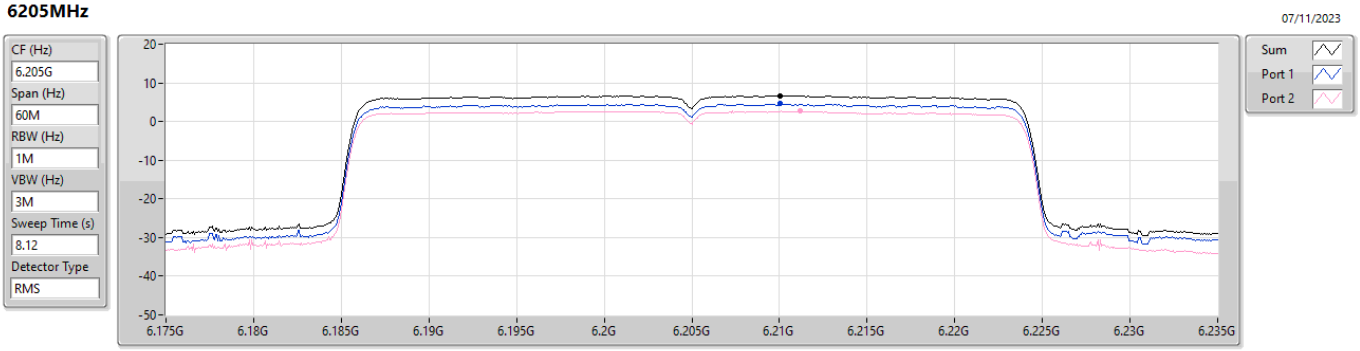

Sum	PD	Port 1	Port 2
(dBm/RBW)	(dBm/RBW)	(dBm/RBW)	(dBm/RBW)
6.71	6.71	4.56	2.71

5.925-6.425GHz_802.11ax HEW40_Nss1,(MCS0)_2TX **PSD**

6405MHz

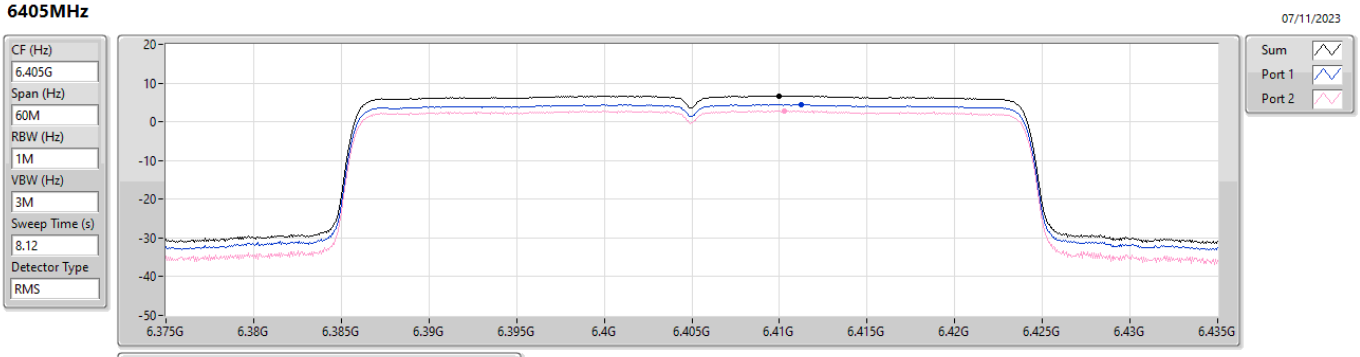

Sum	PD	Port 1	Port 2
(dBm/RBW)	(dBm/RBW)	(dBm/RBW)	(dBm/RBW)
6.67	6.67	4.39	2.91

6.525-6.875GHz_802.11ax HEW40_Nss1,(MCS0)_2TX **PSD**

6565MHz

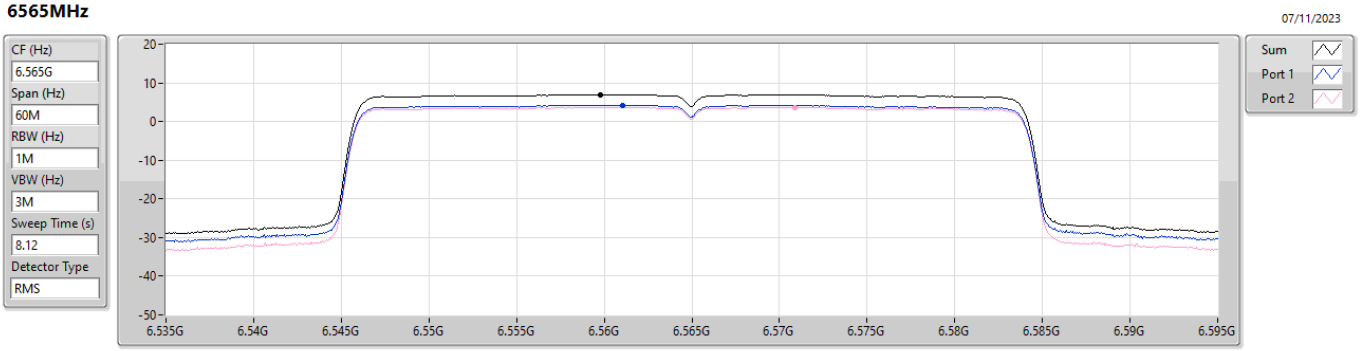

Sum	PD	Port 1	Port 2
(dBm/RBW)	(dBm/RBW)	(dBm/RBW)	(dBm/RBW)
6.96	6.96	4.23	3.70

6.525-6.875GHz_802.11ax HEW40_Nss1,(MCS0)_2TX **PSD**

6685MHz

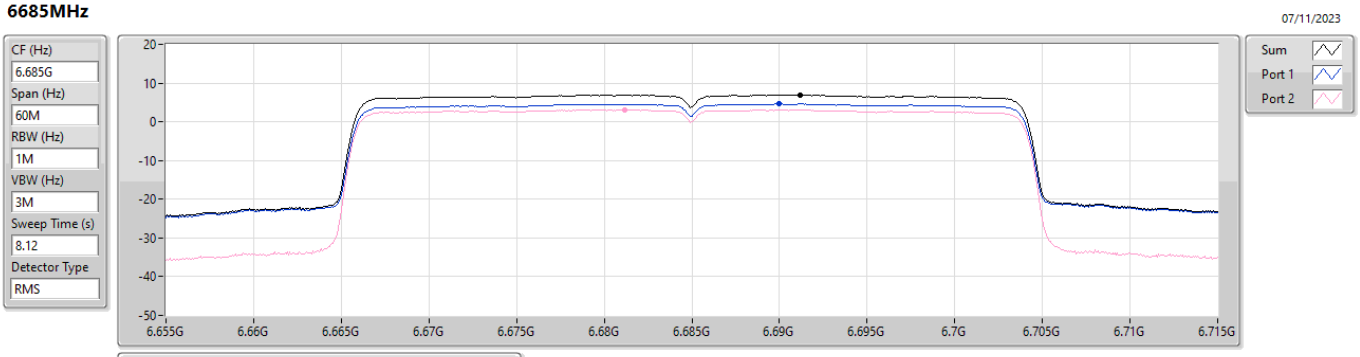

Sum	PD	Port 1	Port 2
(dBm/RBW)	(dBm/RBW)	(dBm/RBW)	(dBm/RBW)
6.90	6.90	4.60	3.11

6.525-6.875GHz_802.11ax HEW40_Nss1,(MCS0)_2TX **PSD**

6845MHz

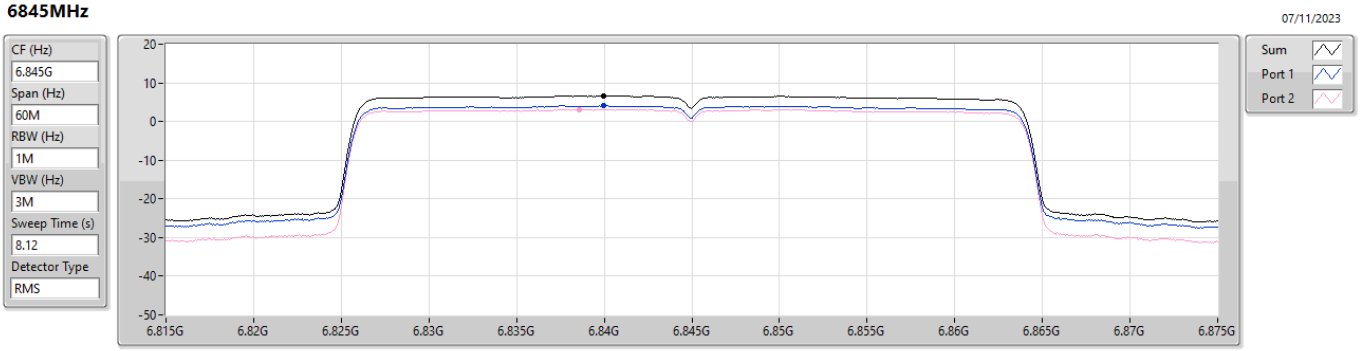

Sum	PD	Port 1	Port 2
(dBm/RBW)	(dBm/RBW)	(dBm/RBW)	(dBm/RBW)
6.61	6.61	4.07	3.10

5.925-6.425GHz_802.11ax HEW80_Nss1,(MCS0)_2TX **PSD**

5985MHz

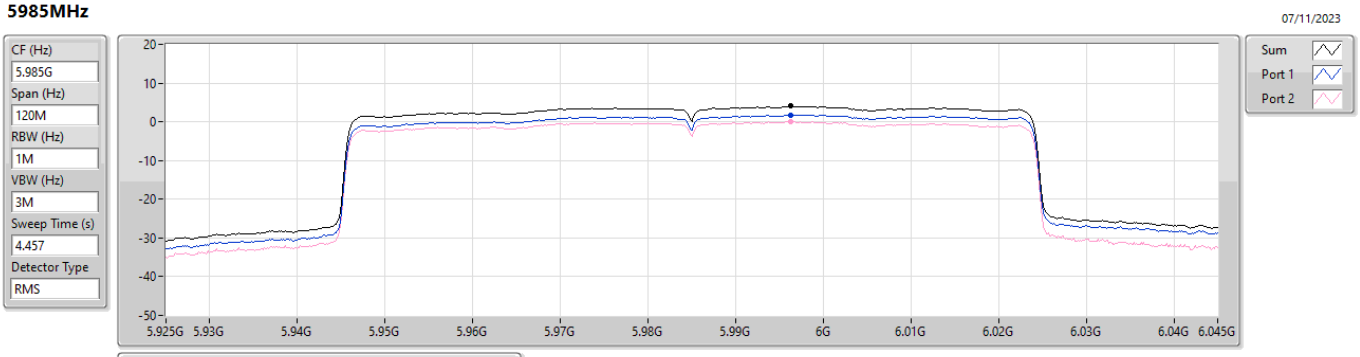

Sum	PD	Port 1	Port 2
(dBm/RBW)	(dBm/RBW)	(dBm/RBW)	(dBm/RBW)
4.06	4.06	1.80	0.15

5.925-6.425GHz_802.11ax HEW80_Nss1,(MCS0)_2TX **PSD**

6225MHz

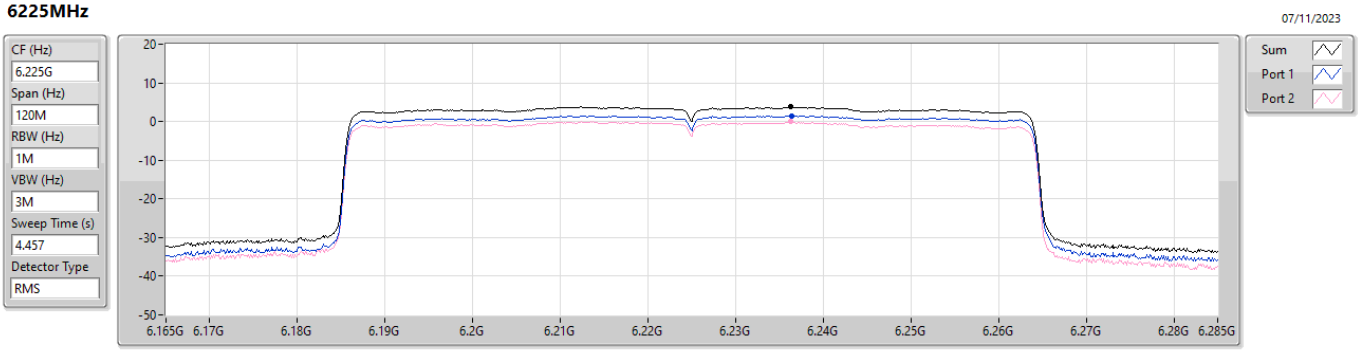

Sum	PD	Port 1	Port 2
(dBm/RBW)	(dBm/RBW)	(dBm/RBW)	(dBm/RBW)
3.81	3.81	1.54	-0.00

5.925-6.425GHz_802.11ax HEW80_Nss1,(MCS0)_2TX **PSD**

6385MHz

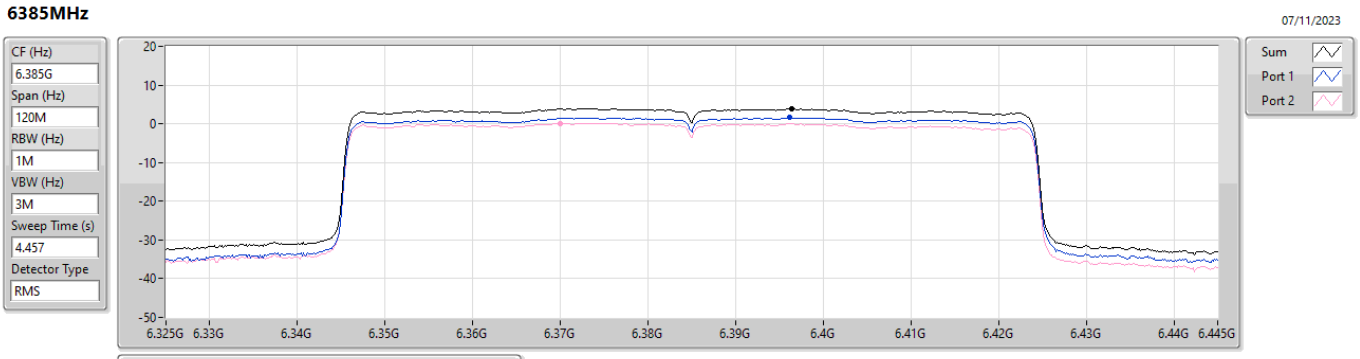

Sum	PD	Port 1	Port 2
(dBm/RBW)	(dBm/RBW)	(dBm/RBW)	(dBm/RBW)
3.92	3.92	1.58	0.17

6.525-6.875GHz_802.11ax HEW80_Nss1,(MCS0)_2TX **PSD**

6625MHz

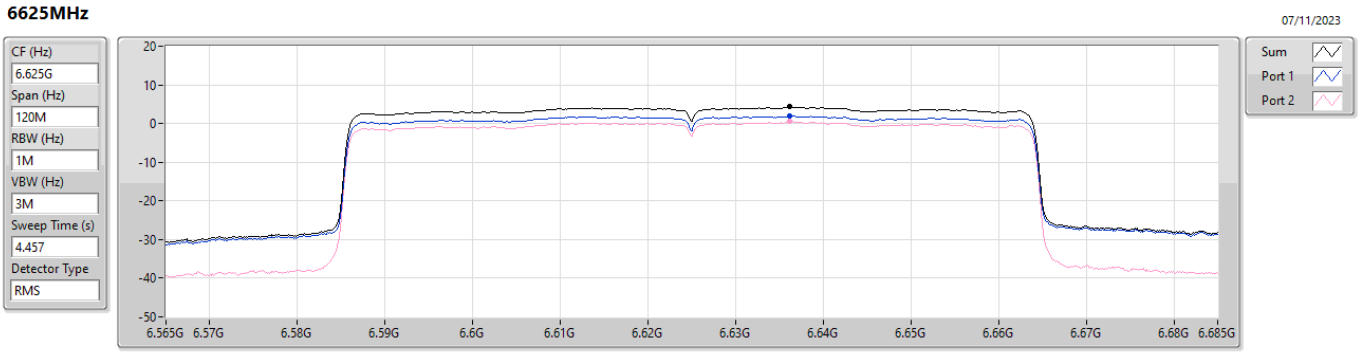

Sum	PD	Port 1	Port 2
(dBm/RBW)	(dBm/RBW)	(dBm/RBW)	(dBm/RBW)
4.29	4.29	1.93	0.52

6.525-6.875GHz_802.11ax HEW80_Nss1,(MCS0)_2TX **PSD**

6705MHz

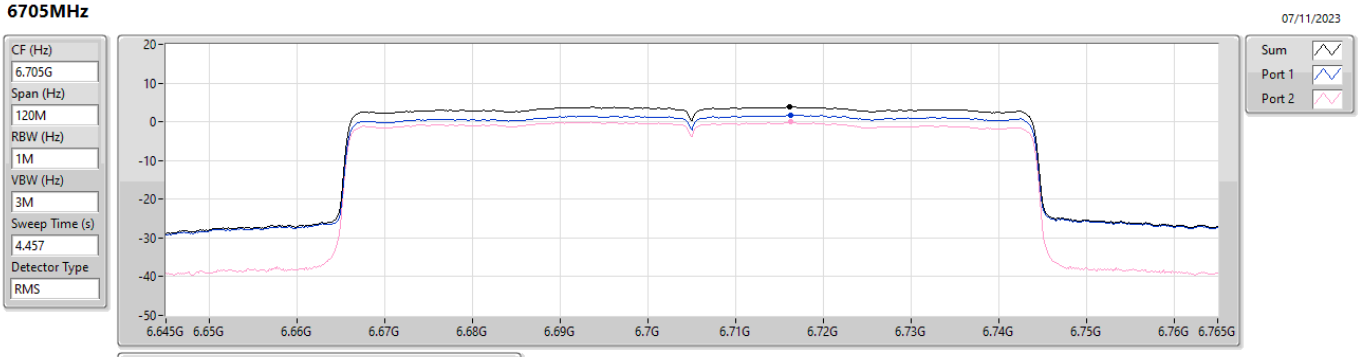

Sum	PD	Port 1	Port 2
(dBm/RBW)	(dBm/RBW)	(dBm/RBW)	(dBm/RBW)
3.89	3.89	1.67	-0.08

6.525-6.875GHz_802.11ax HEW80_Nss1,(MCS0)_2TX **PSD**

6785MHz

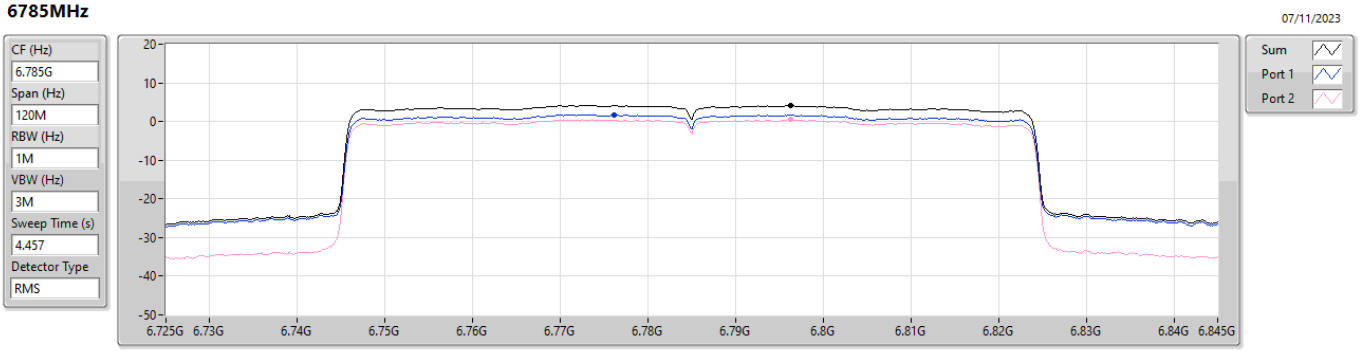

Sum	PD	Port 1	Port 2
(dBm/RBW)	(dBm/RBW)	(dBm/RBW)	(dBm/RBW)
4.17	4.17	1.76	0.61

5.925-6.425GHz_802.11ax HEW160_Nss1,(MCS0)_2TX **PSD**

6025MHz

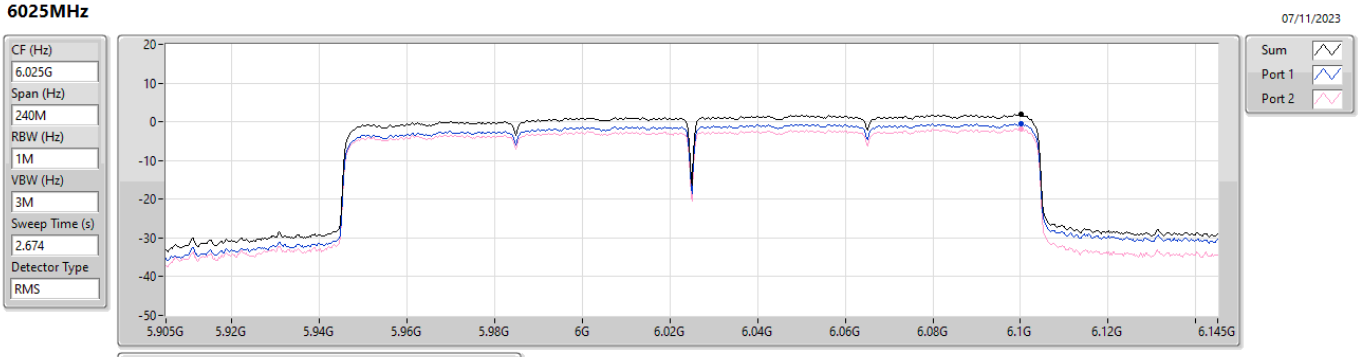

Sum	PD	Port 1	Port 2
(dBm/RBW)	(dBm/RBW)	(dBm/RBW)	(dBm/RBW)
1.86	1.86	-0.55	-1.84

5.925-6.425GHz_802.11ax HEW160_Nss1,(MCS0)_2TX **PSD**

6185MHz

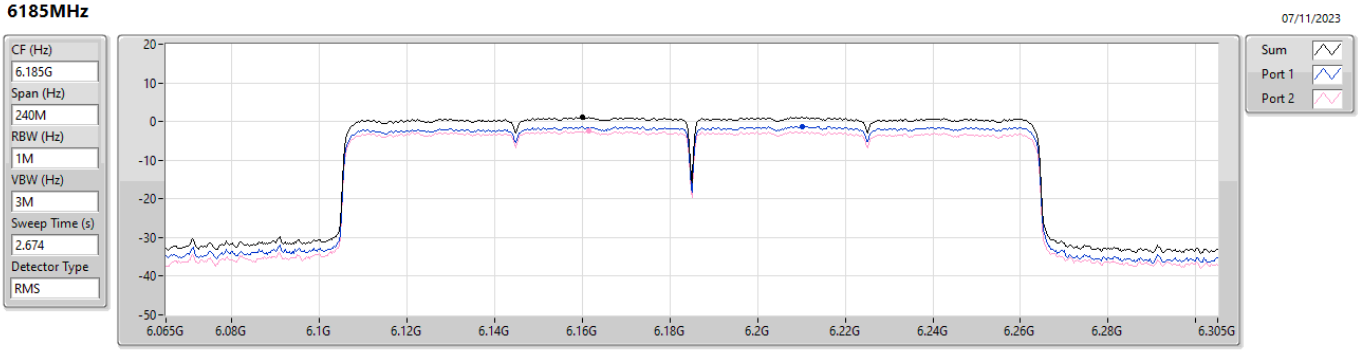

Sum	PD	Port 1	Port 2
(dBm/RBW)	(dBm/RBW)	(dBm/RBW)	(dBm/RBW)
1.08	1.08	-1.24	-2.49

5.925-6.425GHz_802.11ax HEW160_Nss1,(MCS0)_2TX **PSD**

6345MHz

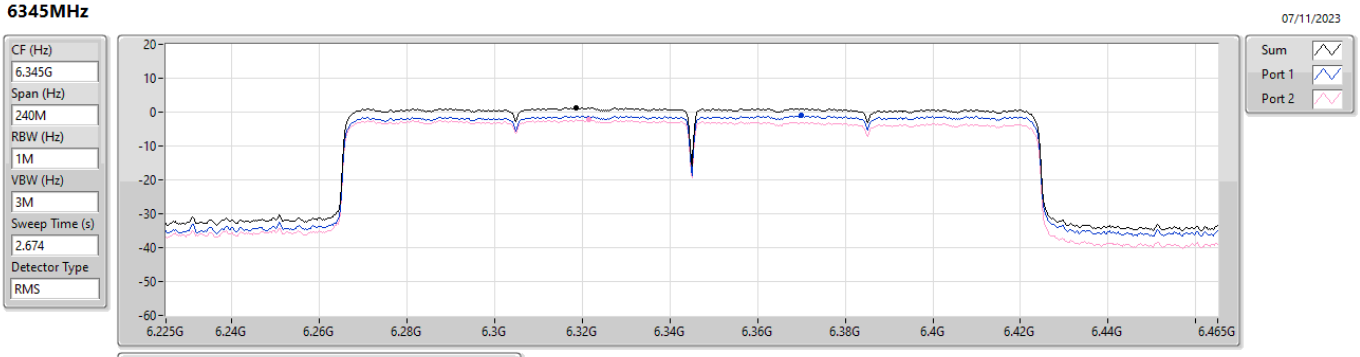

Sum	PD	Port 1	Port 2
(dBm/RBW)	(dBm/RBW)	(dBm/RBW)	(dBm/RBW)
1.29	1.29	-1.09	-2.22

6.525-6.875GHz_802.11ax HEW160_Nss1,(MCS0)_2TX **PSD**

6665MHz

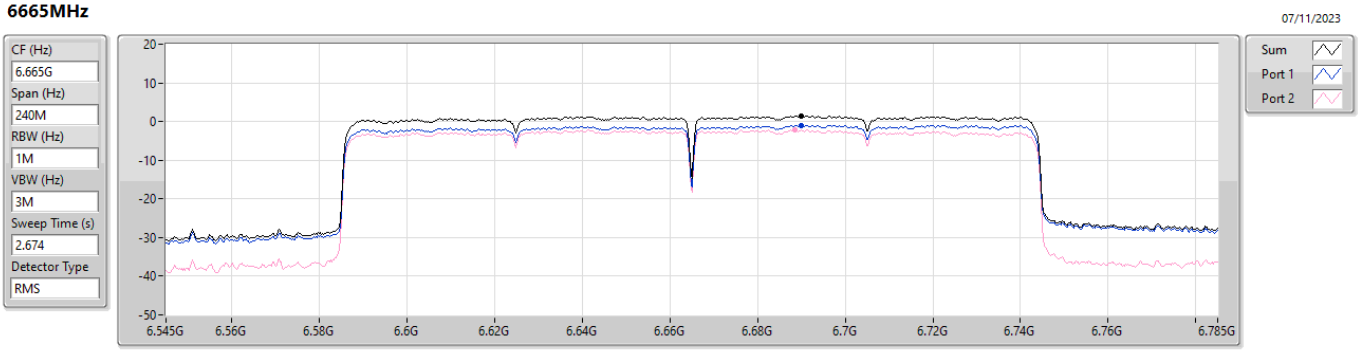

Sum	PD	Port 1	Port 2
(dBm/RBW)	(dBm/RBW)	(dBm/RBW)	(dBm/RBW)
1.45	1.45	-0.95	-2.21

Summary

Mode	PD (dBm/RBW)	EIRP PD (dBm/RBW)
5.925-6.425GHz	-	-
802.11ax HEW20_Nss1,(MCS0)_1TX	5.61	9.51
802.11ax HEW40_Nss1,(MCS0)_1TX	2.94	6.84
802.11ax HEW80_Nss1,(MCS0)_1TX	-0.30	3.60
802.11ax HEW160_Nss1,(MCS0)_1TX	-2.73	1.17
6.525-6.875GHz	-	-
802.11ax HEW20_Nss1,(MCS0)_1TX	5.46	9.36
802.11ax HEW40_Nss1,(MCS0)_1TX	2.80	6.70
802.11ax HEW80_Nss1,(MCS0)_1TX	1.09	4.99
802.11ax HEW160_Nss1,(MCS0)_1TX	-2.63	1.27

RBW = 500kHz for 5.725-5.85GHz band / 1MHz for other band;

Result

Mode	Result	DG (dBi)	Port 1 (dBm/RBW)	PD (dBm/RBW)	PD Limit (dBm/RBW)	EIRP PD (dBm/RBW)	EIRP PD Limit (dBm/RBW)
802.11ax HEW20_Nss1,(MCS0)_1TX	-	-	-	-	-	-	-
5955MHz	Pass	3.90	5.61	5.61	Inf	9.51	23.00
6195MHz	Pass	3.90	5.18	5.18	Inf	9.08	23.00
6415MHz	Pass	3.90	5.51	5.51	Inf	9.41	23.00
6535MHz	Pass	3.90	5.34	5.34	Inf	9.24	23.00
6695MHz	Pass	3.90	5.46	5.46	Inf	9.36	23.00
6855MHz	Pass	3.90	5.18	5.18	Inf	9.08	23.00
802.11ax HEW40_Nss1,(MCS0)_1TX	-	-	-	-	-	-	-
5965MHz	Pass	3.90	2.23	2.23	Inf	6.13	23.00
6205MHz	Pass	3.90	2.46	2.46	Inf	6.36	23.00
6405MHz	Pass	3.90	2.94	2.94	Inf	6.84	23.00
6565MHz	Pass	3.90	2.73	2.73	Inf	6.63	23.00
6685MHz	Pass	3.90	2.80	2.80	Inf	6.70	23.00
6845MHz	Pass	3.90	2.78	2.78	Inf	6.68	23.00
802.11ax HEW80_Nss1,(MCS0)_1TX	-	-	-	-	-	-	-
5985MHz	Pass	3.90	-0.61	-0.61	Inf	3.29	23.00
6225MHz	Pass	3.90	-0.33	-0.33	Inf	3.57	23.00
6385MHz	Pass	3.90	-0.30	-0.30	Inf	3.60	23.00
6625MHz	Pass	3.90	-0.27	-0.27	Inf	3.63	23.00
6705MHz	Pass	3.90	-0.25	-0.25	Inf	3.65	23.00
6785MHz	Pass	3.90	1.09	1.09	Inf	4.99	23.00
802.11ax HEW160_Nss1,(MCS0)_1TX	-	-	-	-	-	-	-
6025MHz	Pass	3.90	-3.19	-3.19	Inf	0.71	23.00
6185MHz	Pass	3.90	-2.86	-2.86	Inf	1.04	23.00
6345MHz	Pass	3.90	-2.73	-2.73	Inf	1.17	23.00
6665MHz	Pass	3.90	-2.63	-2.63	Inf	1.27	23.00

DG = Directional Gain; RBW = 500kHz for 5.725-5.85GHz band / 1MHz for other band;
PD = trace bin-by-bin of each transmits port summing can be performed maximum power density; Port X = Port X Power Density;

5.925-6.425GHz_802.11ax HEW20_Nss1,(MCS0)_1TX **PSD**

5955MHz

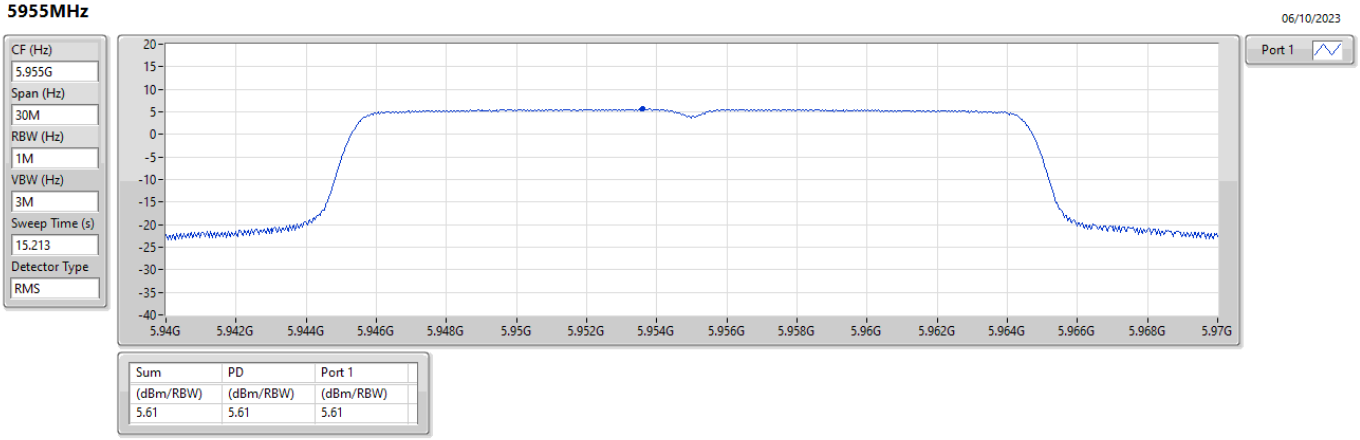

5.925-6.425GHz_802.11ax HEW20_Nss1,(MCS0)_1TX **PSD**

6195MHz

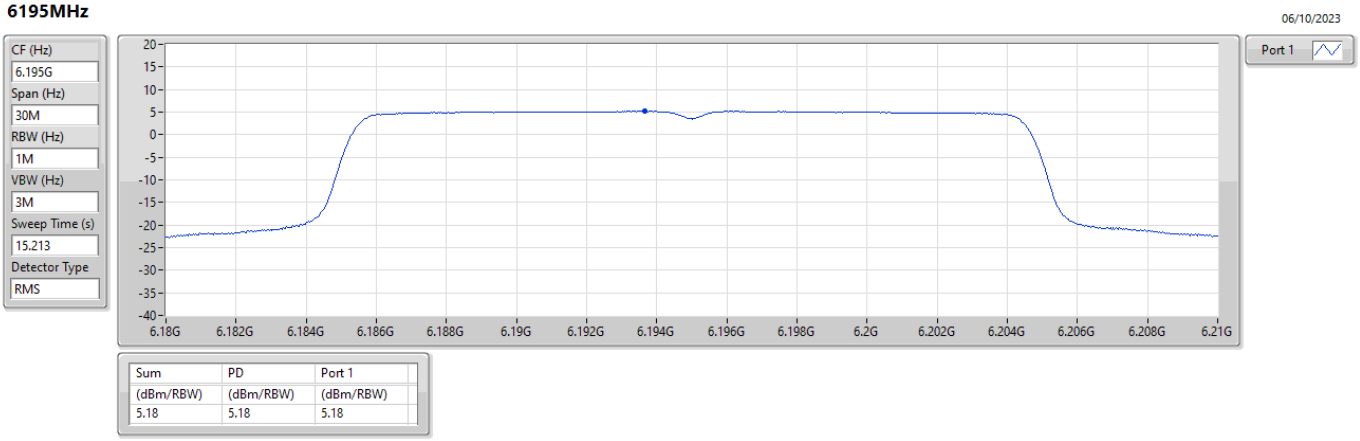

5.925-6.425GHz_802.11ax HEW20_Nss1,(MCS0)_1TX **PSD**

6415MHz

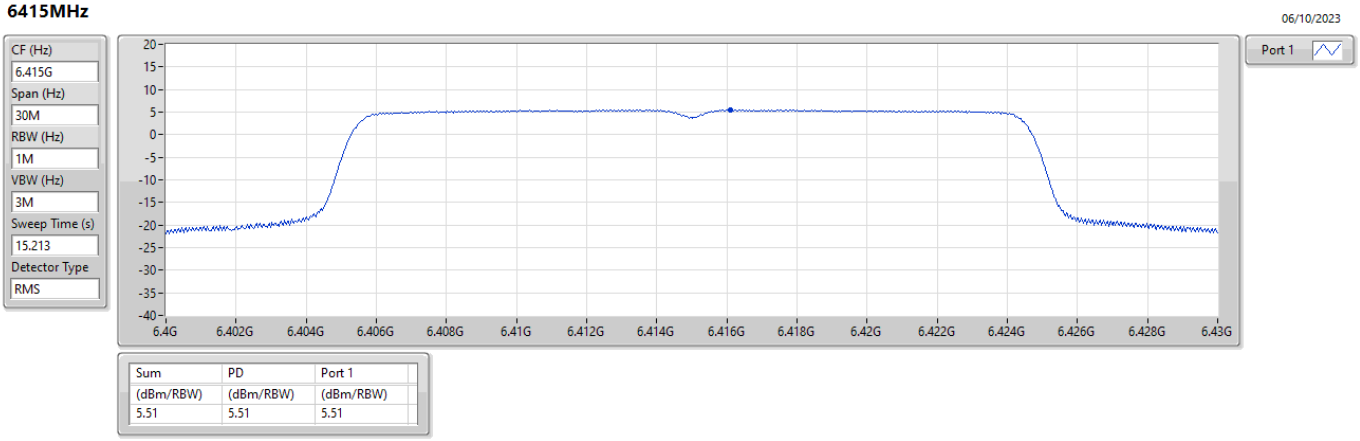

6.525-6.875GHz_802.11ax HEW20_Nss1,(MCS0)_1TX **PSD**

6535MHz

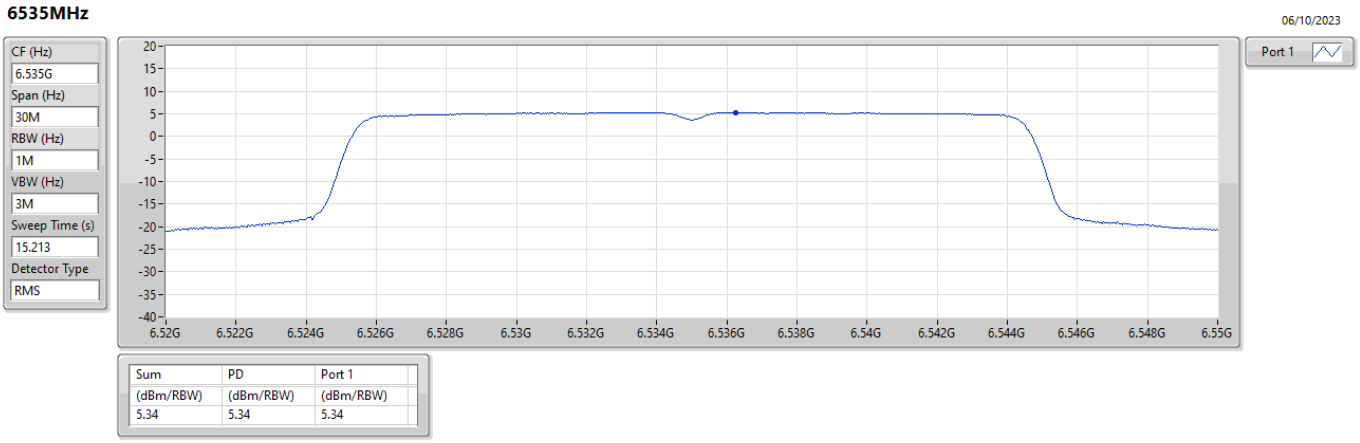

6.525-6.875GHz_802.11ax HEW20_Nss1,(MCS0)_1TX **PSD**

6695MHz

06/10/2023

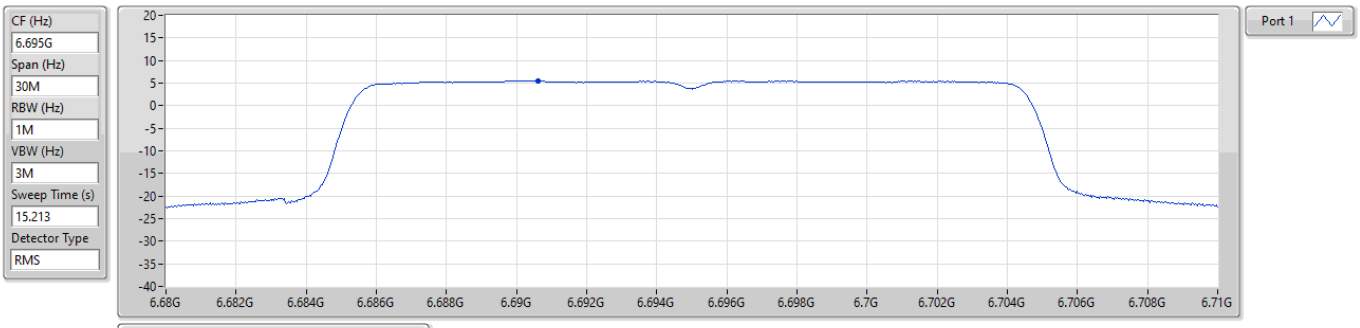

Sum	PD	Port 1
(dBm/RBW)	(dBm/RBW)	(dBm/RBW)
5.46	5.46	5.46

6.525-6.875GHz_802.11ax HEW20_Nss1,(MCS0)_1TX **PSD**

6855MHz

06/10/2023

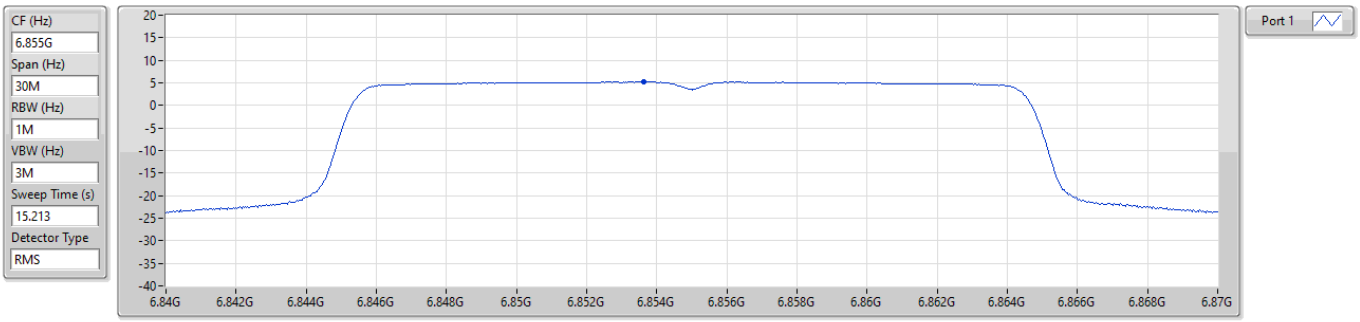

Sum	PD	Port 1
(dBm/RBW)	(dBm/RBW)	(dBm/RBW)
5.18	5.18	5.18

5.925-6.425GHz_802.11ax HEW40_Nss1,(MCS0)_1TX **PSD**

5965MHz

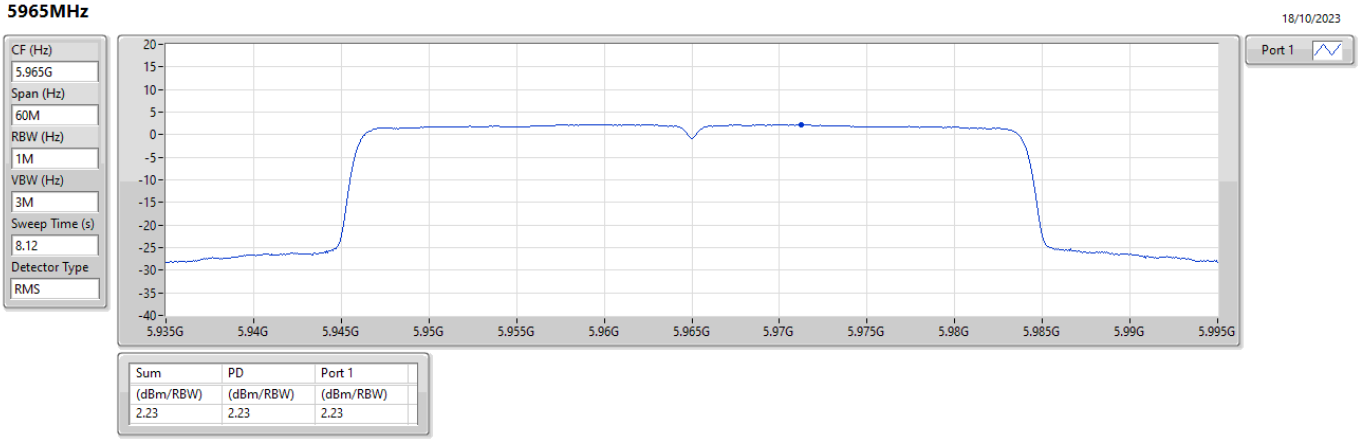

5.925-6.425GHz_802.11ax HEW40_Nss1,(MCS0)_1TX **PSD**

6205MHz

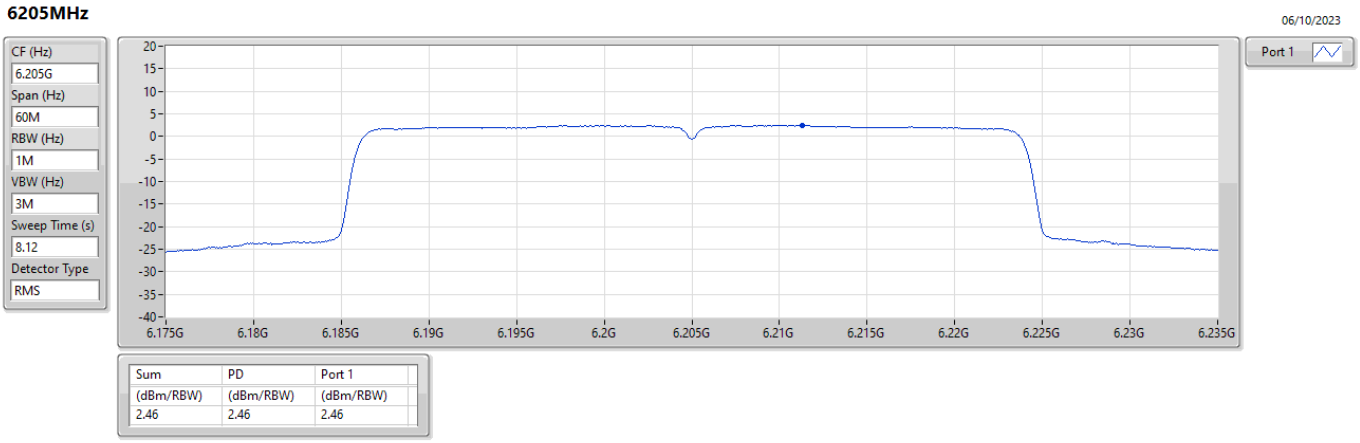

5.925-6.425GHz_802.11ax HEW40_Nss1,(MCS0)_1TX **PSD**

6405MHz

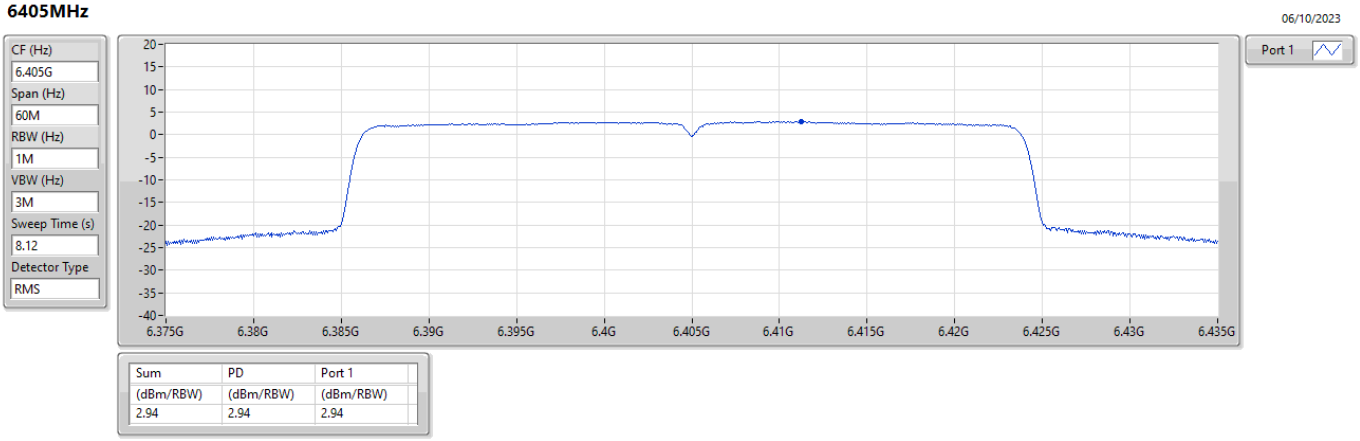

6.525-6.875GHz_802.11ax HEW40_Nss1,(MCS0)_1TX **PSD**

6565MHz

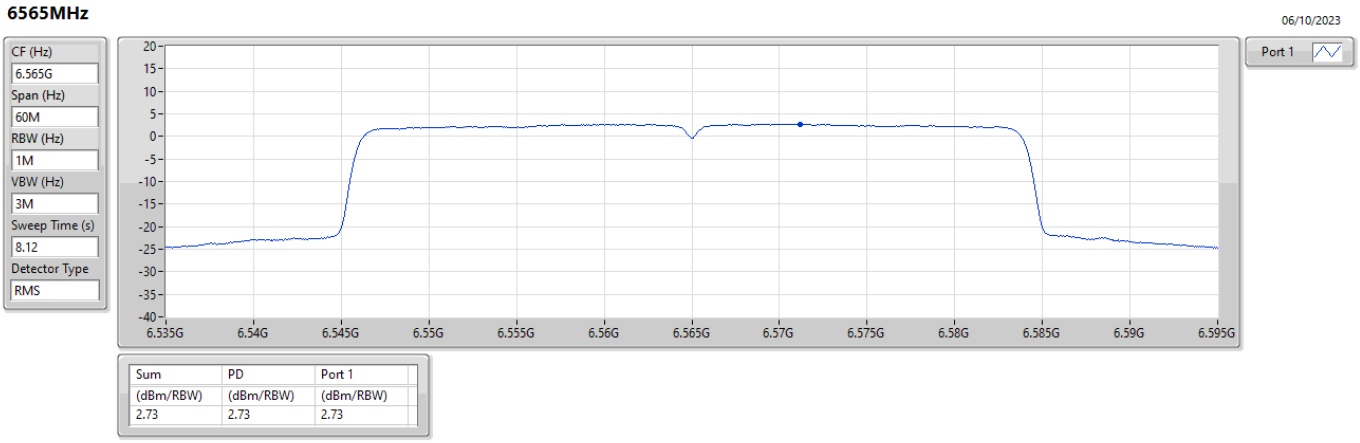

6.525-6.875GHz_802.11ax HEW40_Nss1,(MCS0)_1TX **PSD**

6685MHz

06/10/2023

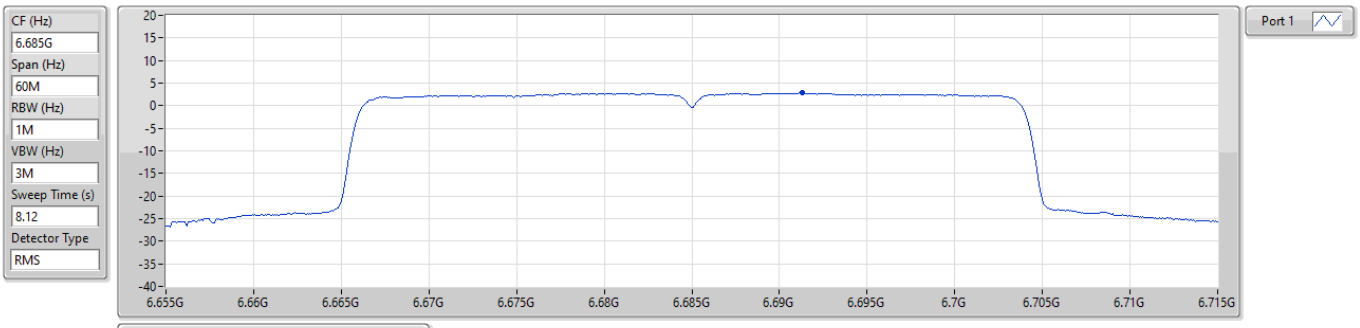

Sum	PD	Port 1
(dBm/RBW)	(dBm/RBW)	(dBm/RBW)
2.80	2.80	2.80

6.525-6.875GHz_802.11ax HEW40_Nss1,(MCS0)_1TX **PSD**

6845MHz

06/10/2023

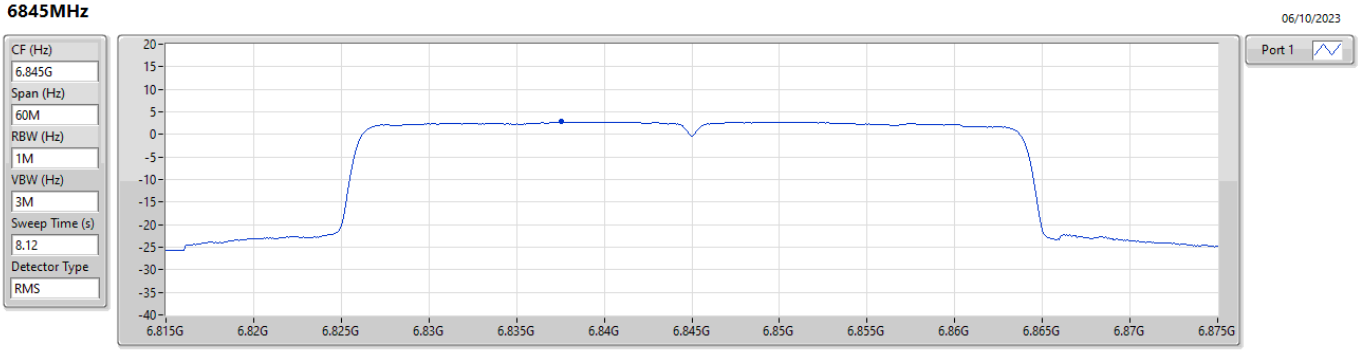

Sum	PD	Port 1
(dBm/RBW)	(dBm/RBW)	(dBm/RBW)
2.78	2.78	2.78

5.925-6.425GHz_802.11ax HEW80_Nss1,(MCS0)_1TX **PSD**

5985MHz

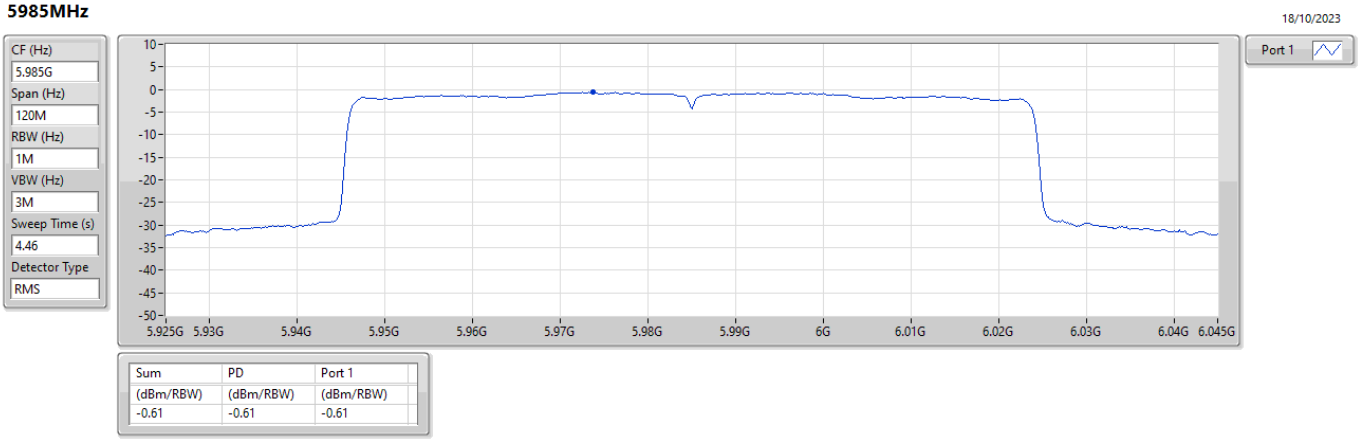

5.925-6.425GHz_802.11ax HEW80_Nss1,(MCS0)_1TX **PSD**

6225MHz

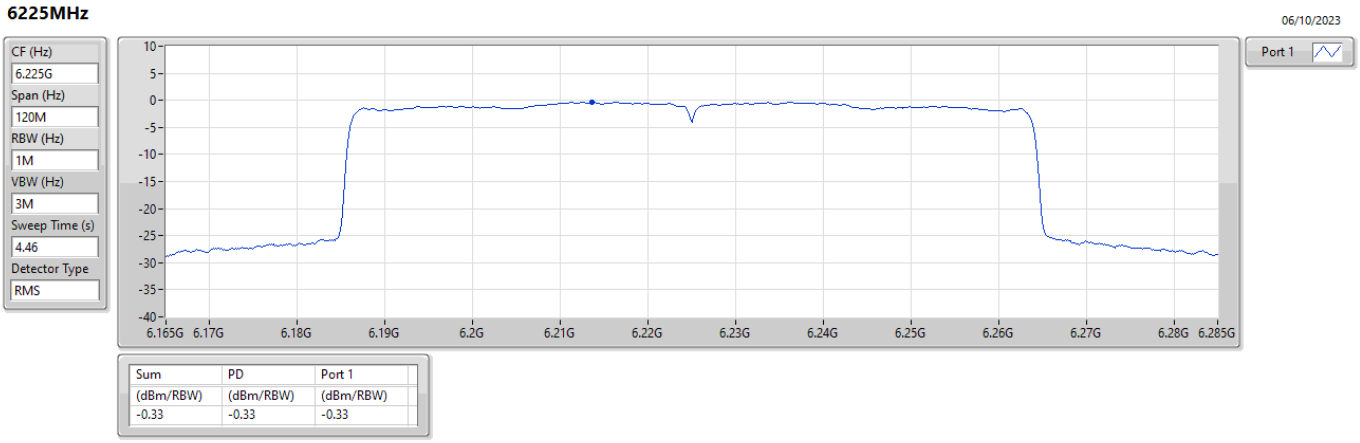

5.925-6.425GHz_802.11ax HEW80_Nss1,(MCS0)_1TX **PSD**

6385MHz

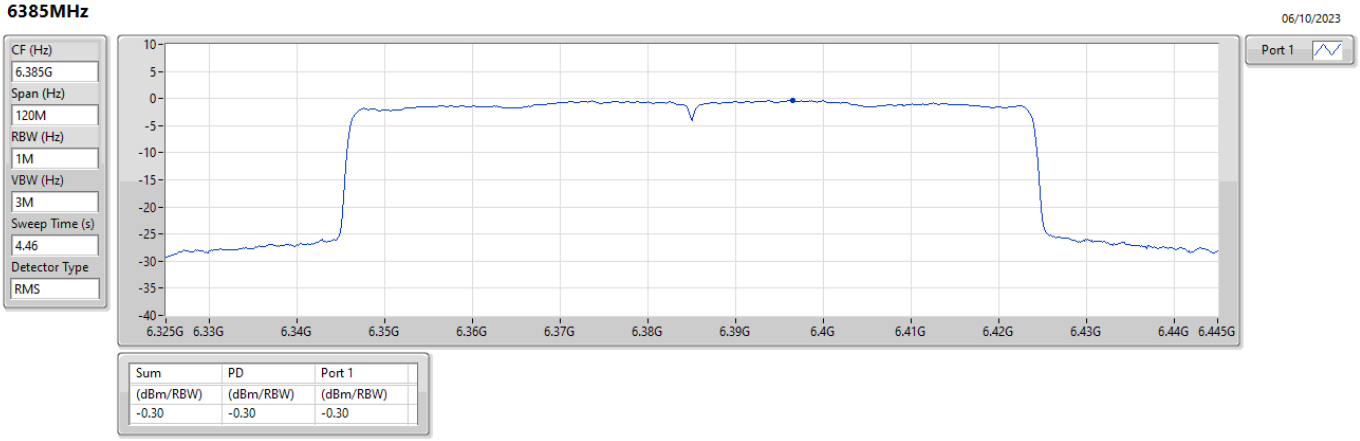

6.525-6.875GHz_802.11ax HEW80_Nss1,(MCS0)_1TX **PSD**

6625MHz

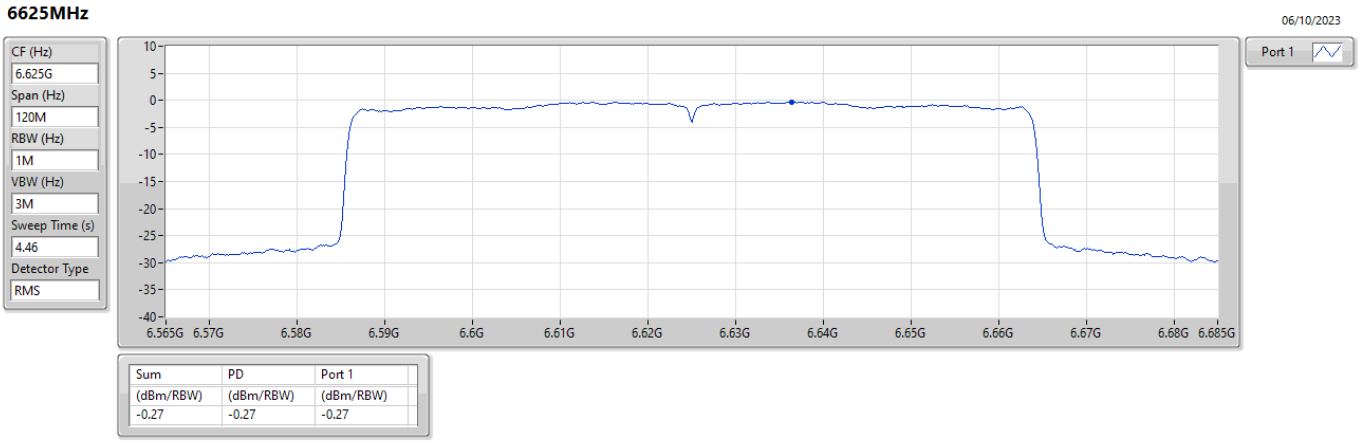

6.525-6.875GHz_802.11ax HEW80_Nss1,(MCS0)_1TX **PSD**

6705MHz

06/10/2023

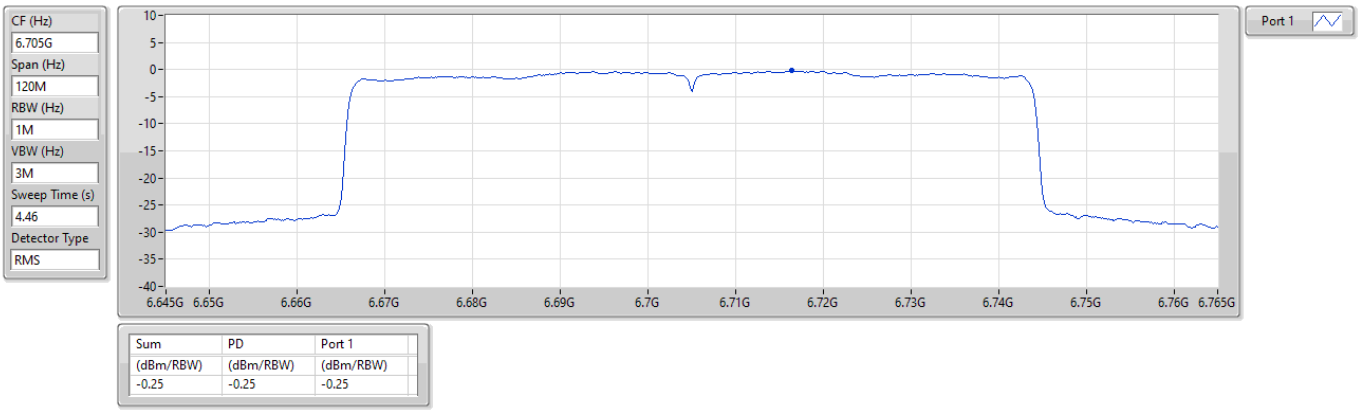

6.525-6.875GHz_802.11ax HEW80_Nss1,(MCS0)_1TX **PSD**

6785MHz

25/01/2024

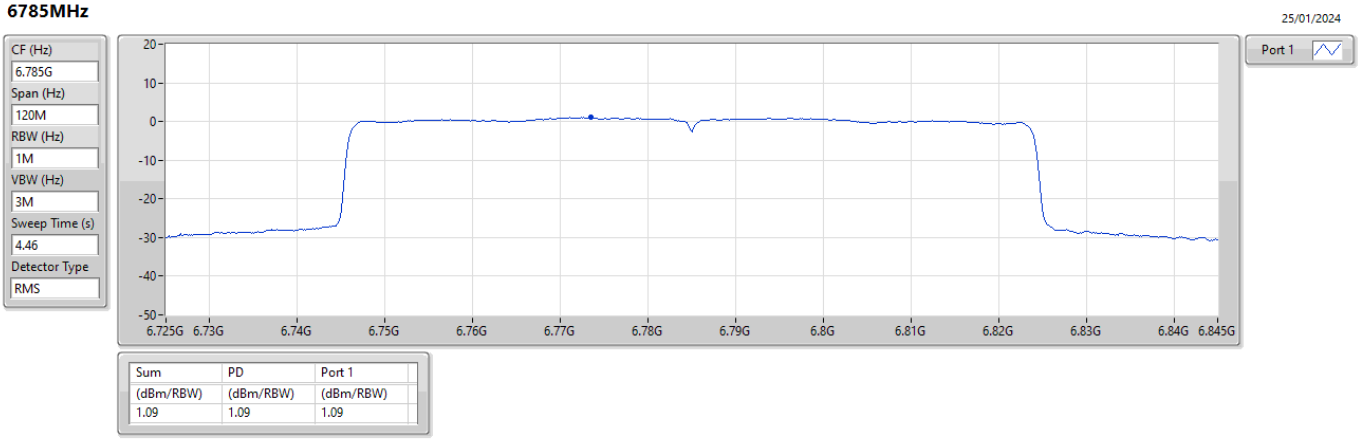

5.925-6.425GHz_802.11ax HEW160_Nss1,(MCS0)_1TX **PSD**

6025MHz

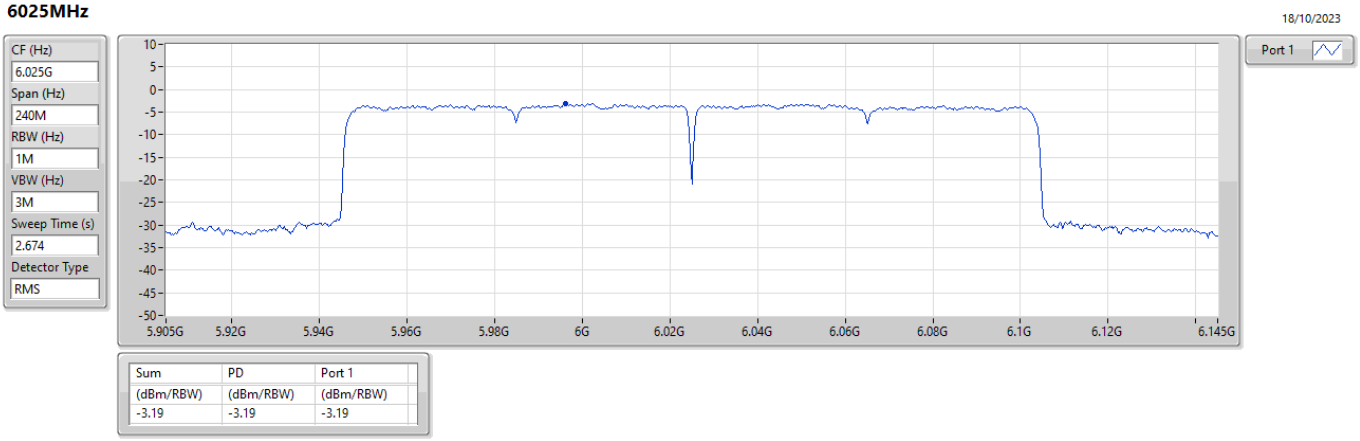

5.925-6.425GHz_802.11ax HEW160_Nss1,(MCS0)_1TX **PSD**

6185MHz

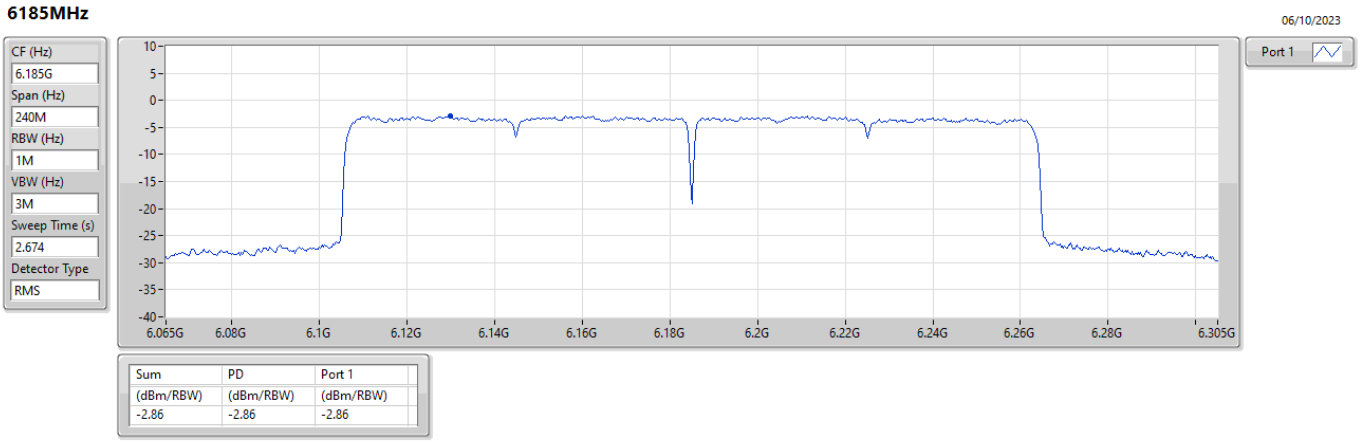

5.925-6.425GHz_802.11ax HEW160_Nss1,(MCS0)_1TX **PSD**

6345MHz

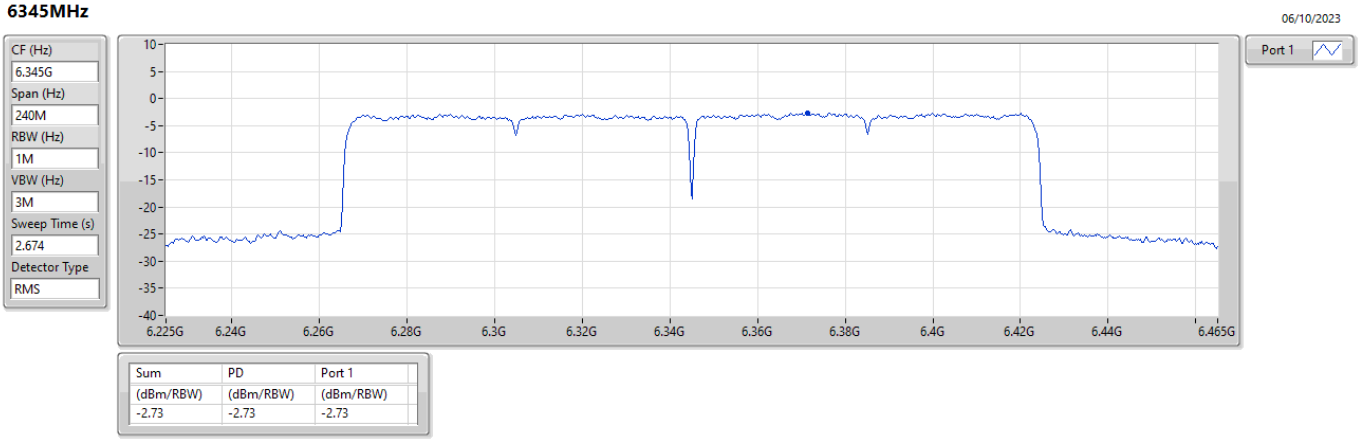

6.525-6.875GHz_802.11ax HEW160_Nss1,(MCS0)_1TX **PSD**

6665MHz

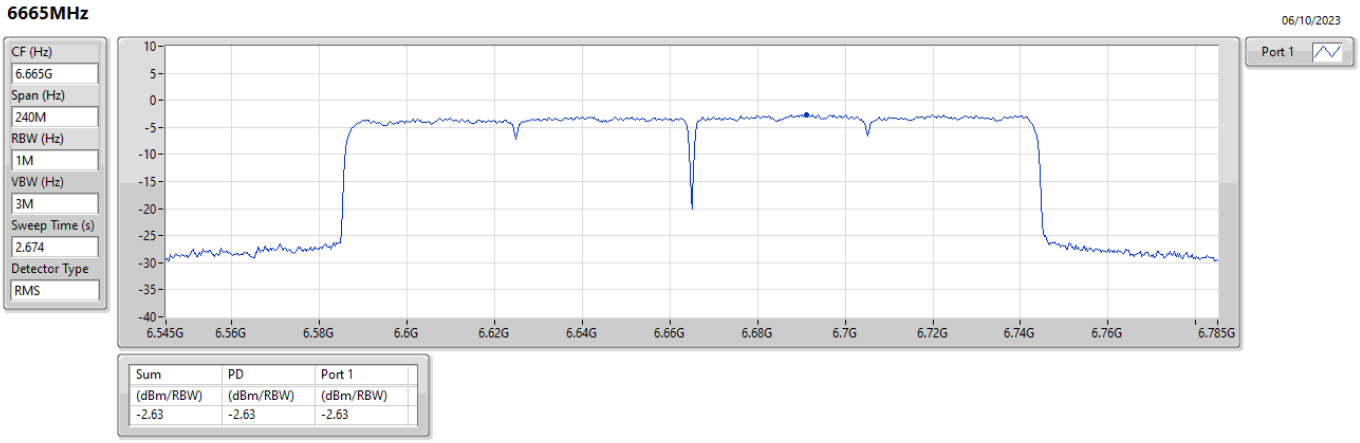

Summary

Mode	Result	Ref (Hz)	Ref (dBm)	Freq (Hz)	Level (dBm)	Limit (dBm)	Margin (dB)	Port
5.925-6.425GHz	-	-	-	-	-	-	-	-
802.11ax HEW20_Nss1,(MCS0)_2TX	Pass	5.949951G	-0.53	5.98655G	-49.72	-40.53	-9.19	1
802.11ax HEW40_Nss1,(MCS0)_2TX	Pass	5.971348G	-1.36	6.02625G	-50.69	-41.36	-9.33	1
802.11ax HEW80_Nss1,(MCS0)_2TX	Pass	5.9962G	-0.23	6.1069G	-48.86	-40.23	-8.63	2
802.11ax HEW160_Nss1,(MCS0)_2TX	Pass	6.08978G	-0.30	6.2688G	-46.74	-40.30	-6.44	1
6.525-6.875GHz	-	-	-	-	-	-	-	-
802.11ax HEW20_Nss1,(MCS0)_2TX	Pass	6.53575G	-2.97	6.5664G	-58.33	-42.97	-15.36	2
802.11ax HEW40_Nss1,(MCS0)_2TX	Pass	6.838002G	-3.03	6.7835G	-56.49	-43.03	-13.46	1
802.11ax HEW80_Nss1,(MCS0)_2TX	Pass	6.7762G	-2.16	6.6481G	-51.96	-42.16	-9.80	2
802.11ax HEW160_Nss1,(MCS0)_2TX	Pass	6.64161G	-2.08	6.422G	-49.15	-42.08	-7.07	2

Result

Mode	Result	Ref (Hz)	Ref (dBm)	Freq (Hz)	Level (dBm)	Limit (dBm)	Margin (dB)	Port
802.11ax HEW20_Nss1,(MCS0)_2TX	-	-	-	-	-	-	-	-
5955MHz	Pass	5.949951G	-0.53	5.98655G	-49.72	-40.53	-9.19	1
5955MHz	Pass	5.961498G	-1.04	5.986725G	-51.45	-41.04	-10.41	2
6195MHz	Pass	6.19625G	-2.82	6.225625G	-57.42	-41.26	-16.16	1
6195MHz	Pass	6.201448G	-3.70	6.155075G	-59.16	-43.70	-15.46	2
6415MHz	Pass	6.417499G	-2.93	6.445725G	-57.80	-41.48	-16.32	1
6415MHz	Pass	6.419799G	-3.58	6.384375G	-58.50	-43.04	-15.46	2
6535MHz	Pass	6.532901G	-2.45	6.565625G	-57.79	-41.99	-15.80	1
6535MHz	Pass	6.53575G	-2.97	6.5664G	-58.33	-42.97	-15.36	2
6695MHz	Pass	6.692501G	-3.15	6.728225G	-58.95	-43.15	-15.80	1
6695MHz	Pass	6.6956G	-3.88	6.726525G	-59.39	-43.88	-15.51	2
6855MHz	Pass	6.855375G	-2.91	6.82295G	-58.65	-42.91	-15.74	1
6855MHz	Pass	6.856225G	-3.01	6.88645G	-58.24	-42.75	-15.49	2
802.11ax HEW40_Nss1,(MCS0)_2TX	-	-	-	-	-	-	-	-
5965MHz	Pass	5.971348G	-1.36	6.02625G	-50.69	-41.36	-9.33	1
5965MHz	Pass	5.971498G	-1.87	6.02625G	-51.34	-41.87	-9.47	2
6205MHz	Pass	6.209899G	-3.97	6.1453G	-57.34	-43.97	-13.37	1
6205MHz	Pass	6.212448G	-4.39	6.1454G	-57.48	-44.39	-13.09	2
6405MHz	Pass	6.397452G	-4.38	6.3462G	-57.78	-44.38	-13.40	1
6405MHz	Pass	6.408699G	-4.21	6.3467G	-57.85	-44.04	-13.81	2
6565MHz	Pass	6.560051G	-3.73	6.5036G	-57.90	-43.73	-14.17	1
6565MHz	Pass	6.560201G	-4.32	6.5034G	-58.24	-44.32	-13.92	2
6685MHz	Pass	6.690249G	-3.82	6.74615G	-57.83	-43.82	-14.01	1
6685MHz	Pass	6.678852G	-4.34	6.62375G	-58.25	-44.34	-13.91	2
6845MHz	Pass	6.838002G	-3.03	6.7835G	-56.49	-43.03	-13.46	1
6845MHz	Pass	6.850149G	-3.46	6.78055G	-57.25	-43.46	-13.79	2
802.11ax HEW80_Nss1,(MCS0)_2TX	-	-	-	-	-	-	-	-
5985MHz	Pass	5.998G	0.41	6.1067G	-48.36	-39.59	-8.77	1
5985MHz	Pass	5.9962G	-0.23	6.1069G	-48.86	-40.23	-8.63	2
6225MHz	Pass	6.2429G	-1.73	6.347G	-51.54	-41.73	-9.81	1
6225MHz	Pass	6.2186G	-2.40	6.1025G	-52.13	-42.40	-9.73	2
6385MHz	Pass	6.391G	-1.59	6.522G	-51.76	-41.59	-10.17	1
6385MHz	Pass	6.3964G	-1.87	6.2538G	-52.06	-41.87	-10.19	2
6625MHz	Pass	6.6385G	-1.29	6.7669G	-51.23	-41.29	-9.94	1
6625MHz	Pass	6.6364G	-2.05	6.761G	-52.33	-42.05	-10.28	2
6705MHz	Pass	6.7185G	-1.75	6.8271G	-51.81	-41.75	-10.06	1
6705MHz	Pass	6.6926G	-2.34	6.5823G	-52.41	-42.34	-10.07	2
6785MHz	Pass	6.7932G	-1.49	6.9065G	-52.15	-41.49	-10.66	1
6785MHz	Pass	6.7762G	-2.16	6.6481G	-51.96	-42.16	-9.80	2
802.11ax HEW160_Nss1,(MCS0)_2TX	-	-	-	-	-	-	-	-
6025MHz	Pass	6.08978G	-0.30	6.2688G	-46.74	-40.30	-6.44	1
6025MHz	Pass	6.05319G	-0.80	6.2672G	-47.97	-40.80	-7.17	2
6185MHz	Pass	6.16201G	-2.41	6.4318G	-49.23	-42.41	-6.82	1
6185MHz	Pass	6.15861G	-2.44	6.429G	-49.70	-42.44	-7.26	2
6345MHz	Pass	6.37179G	-2.43	6.5876G	-48.86	-42.39	-6.47	1
6345MHz	Pass	6.332G	-2.83	6.1008G	-50.29	-42.83	-7.46	2
6665MHz	Pass	6.69039G	-1.36	6.422G	-49.04	-41.18	-7.86	1
6665MHz	Pass	6.64161G	-2.08	6.422G	-49.15	-42.08	-7.07	2

5.925-6.425GHz_802.11ax HEW20_Nss1,(MCS0)_2TX **MASK**

5955MHz_TX

17/10/2023

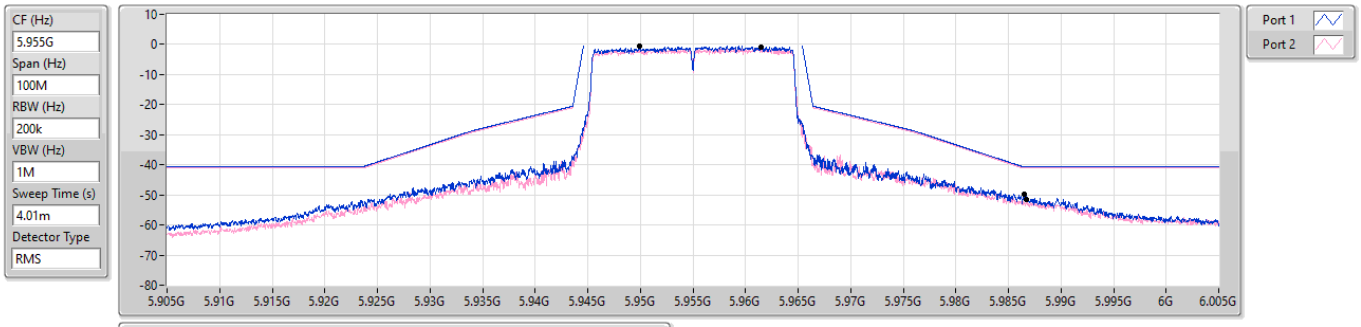

Ref(Hz)	Ref(dBm)	Freq(Hz)	Level(dBm)	Limit(dBm)	Margin(dB)	Port
5.949951G	-0.53	5.98655G	-49.72	-40.53	-9.19	1
5.961498G	-1.04	5.986725G	-51.45	-41.04	-10.41	2

5.925-6.425GHz_802.11ax HEW20_Nss1,(MCS0)_2TX **MASK**

6195MHz_TX

17/10/2023

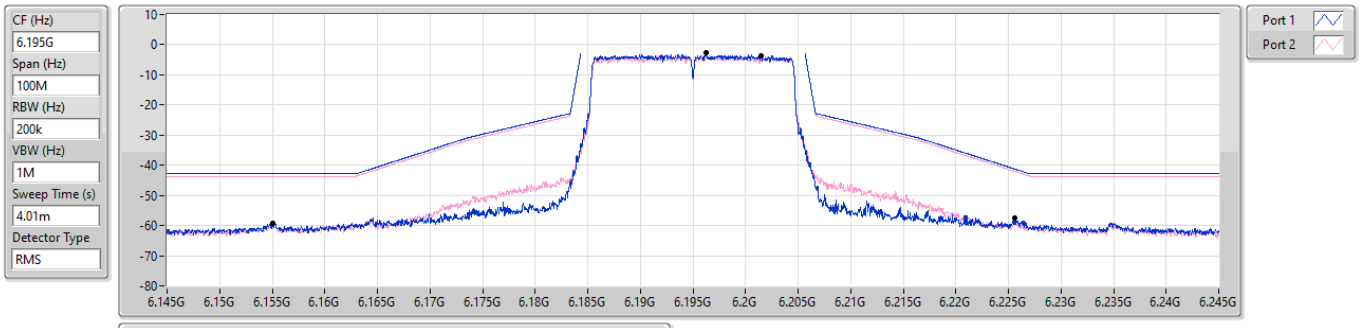

Ref(Hz)	Ref(dBm)	Freq(Hz)	Level(dBm)	Limit(dBm)	Margin(dB)	Port
6.19625G	-2.82	6.225625G	-57.42	-41.26	-16.16	1
6.201448G	-3.70	6.155075G	-59.16	-43.70	-15.46	2

5.925-6.425GHz_802.11ax HEW20_Nss1,(MCS0)_2TX **MASK**

6415MHz_TX

17/10/2023

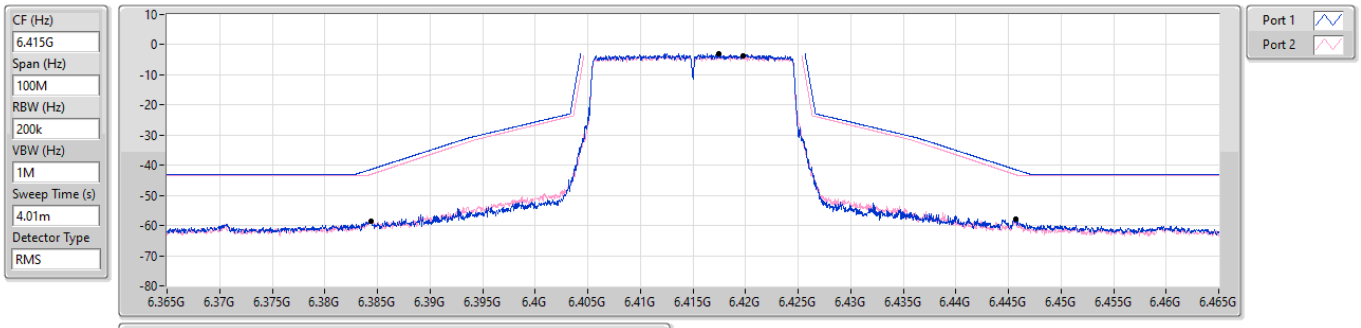

Ref(Hz)	Ref(dBm)	Freq(Hz)	Level(dBm)	Limit(dBm)	Margin(dB)	Port
6.417499G	-2.93	6.445725G	-57.80	-41.48	-16.32	1
6.419799G	-3.58	6.384375G	-58.50	-43.04	-15.46	2

6.525-6.875GHz_802.11ax HEW20_Nss1,(MCS0)_2TX **MASK**

6535MHz_TX

17/10/2023

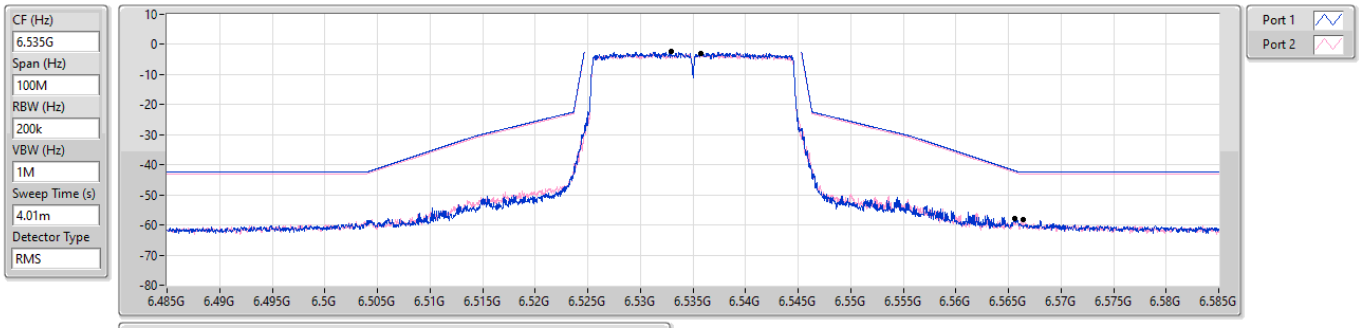

Ref(Hz)	Ref(dBm)	Freq(Hz)	Level(dBm)	Limit(dBm)	Margin(dB)	Port
6.532901G	-2.45	6.565625G	-57.79	-41.99	-15.80	1
6.53575G	-2.97	6.5664G	-58.33	-42.97	-15.36	2

6.525-6.875GHz_802.11ax HEW20_Nss1,(MCS0)_2TX **MASK**

6695MHz_TX

17/10/2023

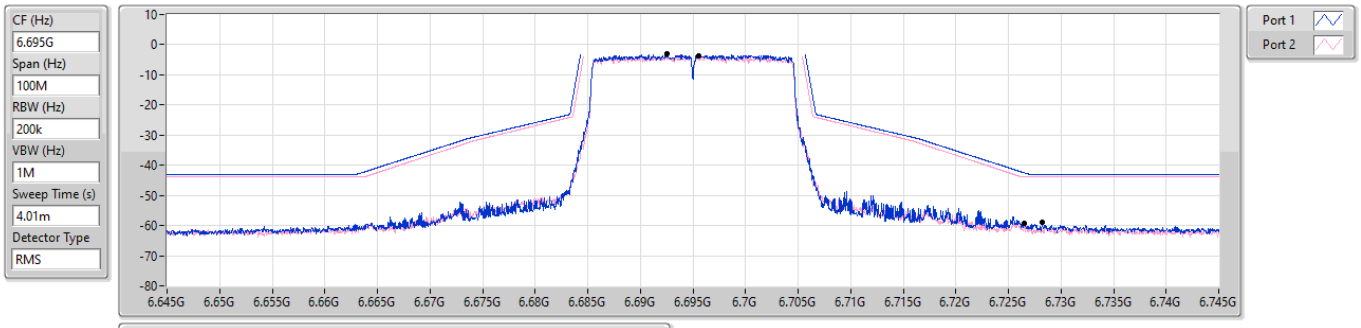

Ref(Hz)	Ref(dBm)	Freq(Hz)	Level(dBm)	Limit(dBm)	Margin(dB)	Port
6.692501G	-3.15	6.728225G	-58.95	-43.15	-15.80	1
6.6956G	-3.88	6.726525G	-59.39	-43.88	-15.51	2

6.525-6.875GHz_802.11ax HEW20_Nss1,(MCS0)_2TX **MASK**

6855MHz_TX

17/10/2023

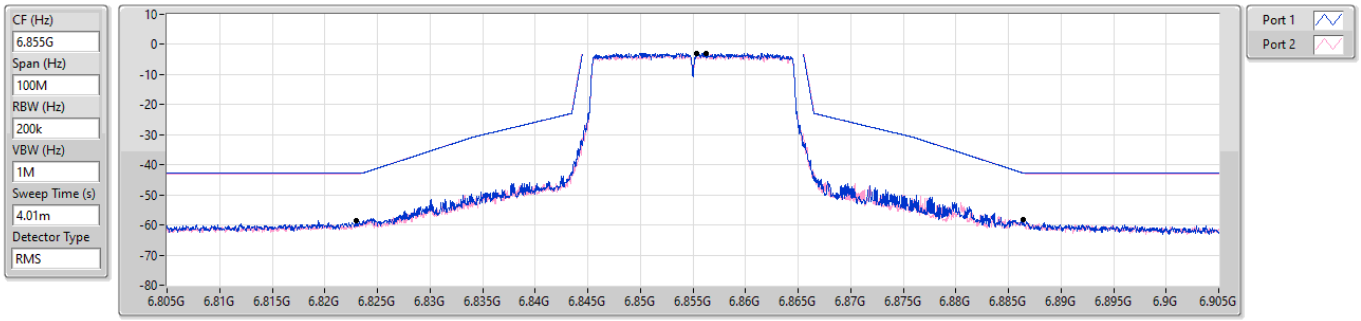

Ref(Hz)	Ref(dBm)	Freq(Hz)	Level(dBm)	Limit(dBm)	Margin(dB)	Port
6.855375G	-2.91	6.82295G	-58.65	-42.91	-15.74	1
6.856225G	-3.01	6.88645G	-58.24	-42.75	-15.49	2

5.925-6.425GHz_802.11ax HEW40_Nss1,(MCS0)_2TX **MASK**

5965MHz_TX

17/10/2023

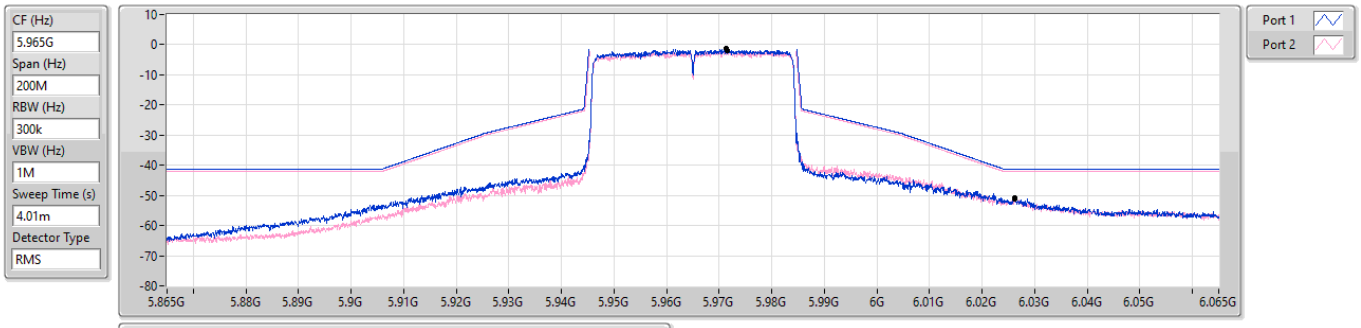

Ref(Hz)	Ref(dBm)	Freq(Hz)	Level(dBm)	Limit(dBm)	Margin(dB)	Port
5.971348G	-1.36	6.02625G	-50.69	-41.36	-9.33	1
5.971498G	-1.87	6.02625G	-51.34	-41.87	-9.47	2

5.925-6.425GHz_802.11ax HEW40_Nss1,(MCS0)_2TX **MASK**

6205MHz_TX

17/10/2023

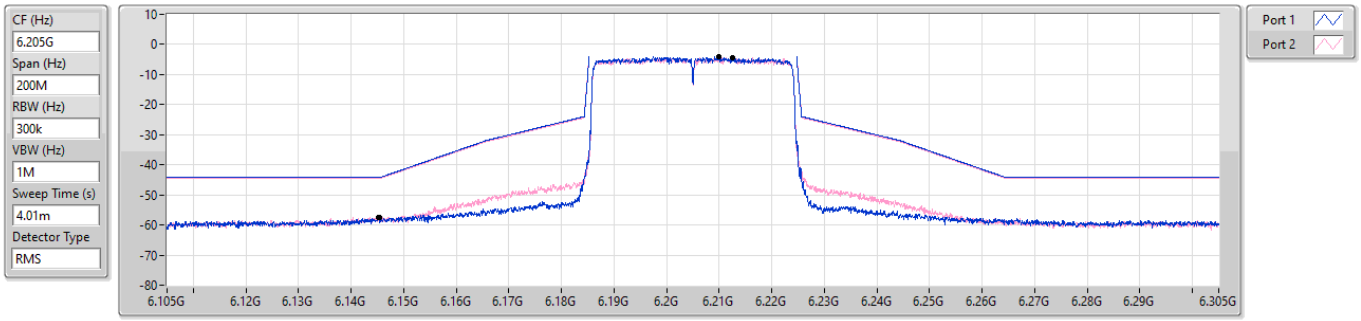

Ref(Hz)	Ref(dBm)	Freq(Hz)	Level(dBm)	Limit(dBm)	Margin(dB)	Port
6.209899G	-3.97	6.1453G	-57.34	-43.97	-13.37	1
6.212448G	-4.39	6.1454G	-57.48	-44.39	-13.09	2

5.925-6.425GHz_802.11ax HEW40_Nss1,(MCS0)_2TX **MASK**

6405MHz_TX

17/10/2023

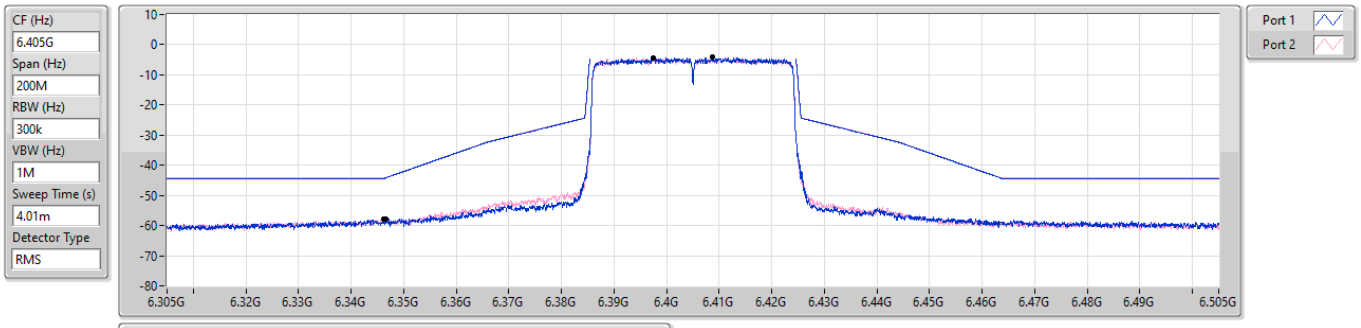

Ref(Hz)	Ref(dBm)	Freq(Hz)	Level(dBm)	Limit(dBm)	Margin(dB)	Port
6.397452G	-4.38	6.3462G	-57.78	-44.38	-13.40	1
6.408699G	-4.21	6.3467G	-57.85	-44.04	-13.81	2

6.525-6.875GHz_802.11ax HEW40_Nss1,(MCS0)_2TX **MASK**

6565MHz_TX

17/10/2023

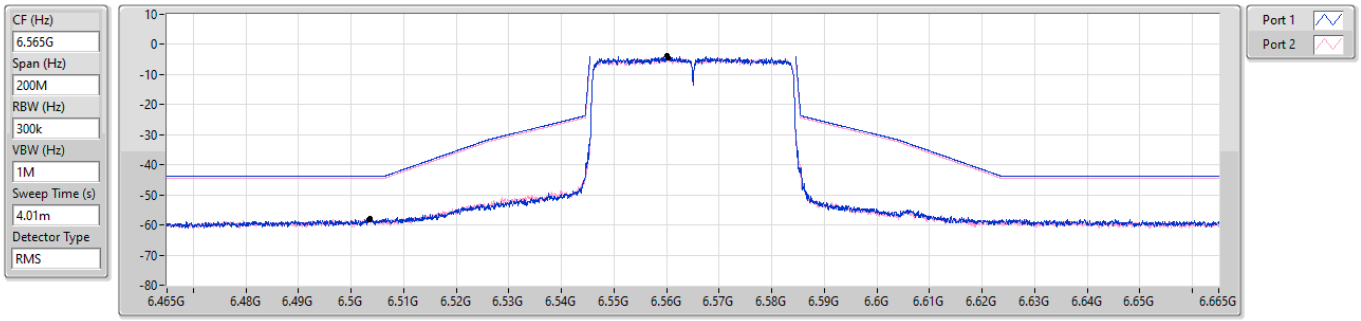

Ref(Hz)	Ref(dBm)	Freq(Hz)	Level(dBm)	Limit(dBm)	Margin(dB)	Port
6.560051G	-3.73	6.5036G	-57.90	-43.73	-14.17	1
6.560201G	-4.32	6.5034G	-58.24	-44.32	-13.92	2

6.525-6.875GHz_802.11ax HEW40_Nss1,(MCS0)_2TX **MASK**

6685MHz_TX

17/10/2023

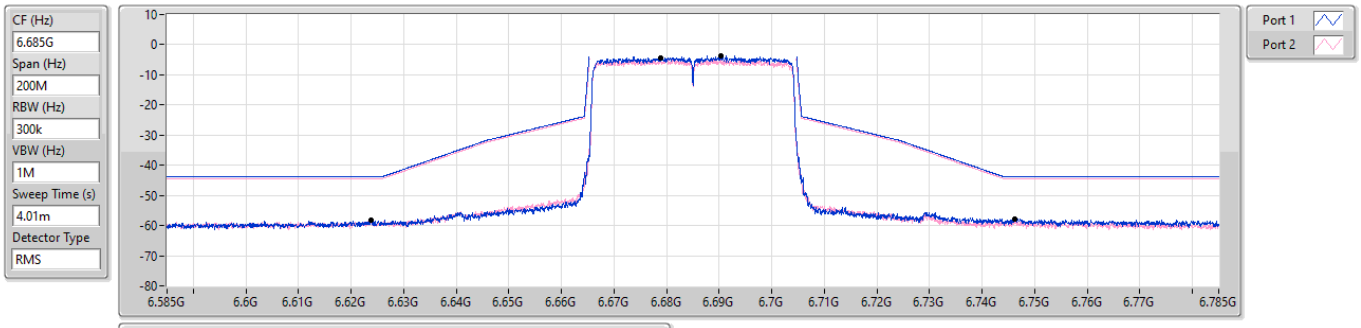

Ref(Hz)	Ref(dBm)	Freq(Hz)	Level(dBm)	Limit(dBm)	Margin(dB)	Port
6.690249G	-3.82	6.74615G	-57.83	-43.82	-14.01	1
6.678852G	-4.34	6.62375G	-58.25	-44.34	-13.91	2

6.525-6.875GHz_802.11ax HEW40_Nss1,(MCS0)_2TX **MASK**

6845MHz_TX

17/10/2023

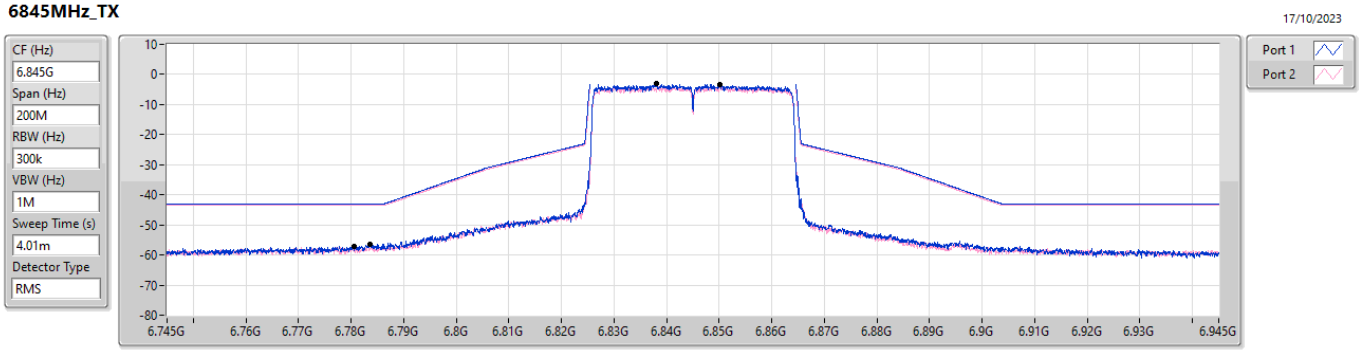

Ref(Hz)	Ref(dBm)	Freq(Hz)	Level(dBm)	Limit(dBm)	Margin(dB)	Port
6.838002G	-3.03	6.7835G	-56.49	-43.03	-13.46	1
6.850149G	-3.46	6.78055G	-57.25	-43.46	-13.79	2

5.925-6.425GHz_802.11ax HEW80_Nss1,(MCS0)_2TX **MASK**

5985MHz_TX

17/10/2023

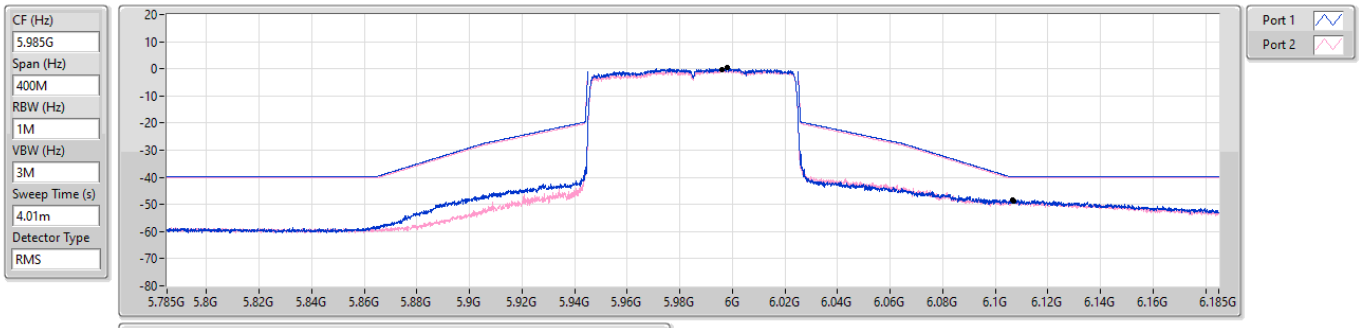

Ref(Hz)	Ref(dBm)	Freq(Hz)	Level(dBm)	Limit(dBm)	Margin(dB)	Port
5.998G	0.41	6.1067G	-48.36	-39.59	-8.77	1
5.9962G	-0.23	6.1069G	-48.86	-40.23	-8.63	2

5.925-6.425GHz_802.11ax HEW80_Nss1,(MCS0)_2TX **MASK**

6225MHz_TX

17/10/2023

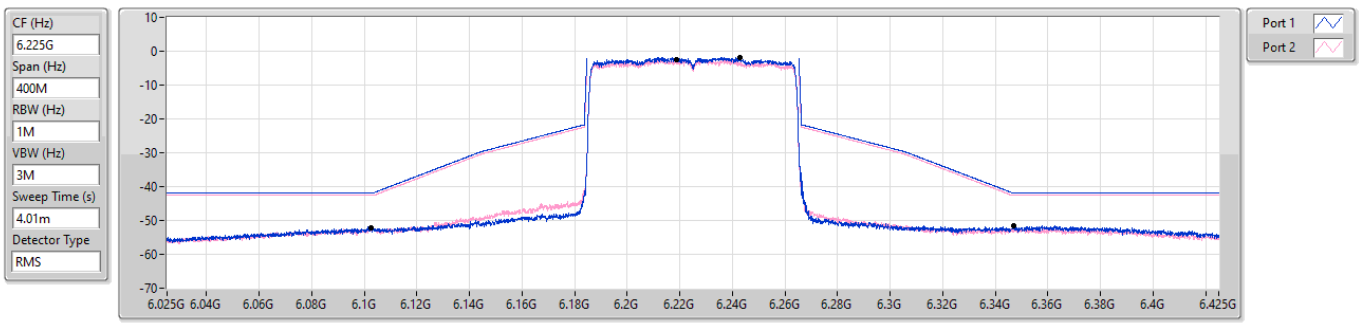

Ref(Hz)	Ref(dBm)	Freq(Hz)	Level(dBm)	Limit(dBm)	Margin(dB)	Port
6.2429G	-1.73	6.347G	-51.54	-41.73	-9.81	1
6.2186G	-2.40	6.1025G	-52.13	-42.40	-9.73	2

5.925-6.425GHz_802.11ax HEW80_Nss1,(MCS0)_2TX **MASK**

6385MHz_TX

17/10/2023

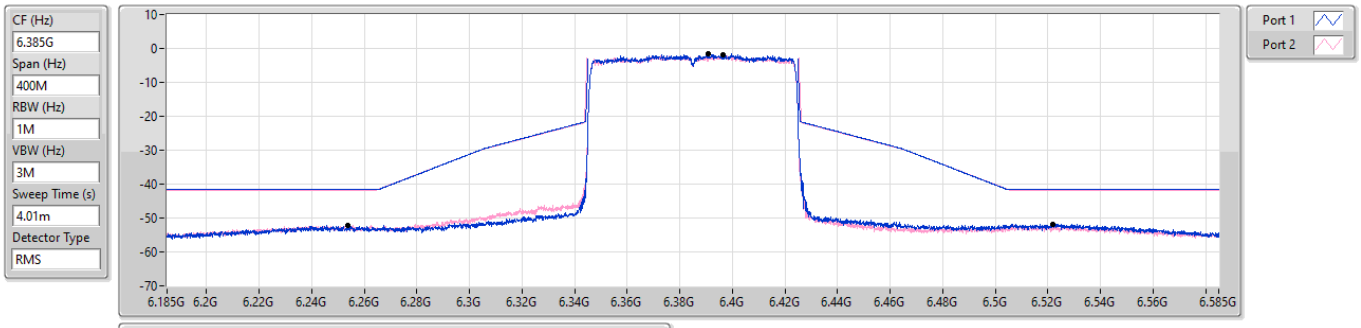

Ref(Hz)	Ref(dBm)	Freq(Hz)	Level(dBm)	Limit(dBm)	Margin(dB)	Port
6.391G	-1.59	6.522G	-51.76	-41.59	-10.17	1
6.3964G	-1.87	6.2538G	-52.06	-41.87	-10.19	2

6.525-6.875GHz_802.11ax HEW80_Nss1,(MCS0)_2TX **MASK**

6625MHz_TX

17/10/2023

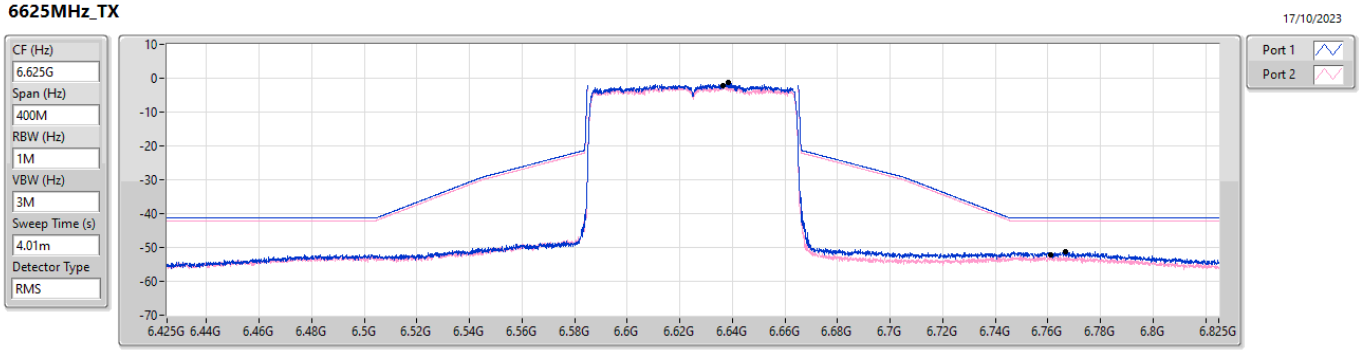

Ref(Hz)	Ref(dBm)	Freq(Hz)	Level(dBm)	Limit(dBm)	Margin(dB)	Port
6.6385G	-1.29	6.7669G	-51.23	-41.29	-9.94	1
6.6364G	-2.05	6.761G	-52.33	-42.05	-10.28	2

6.525-6.875GHz_802.11ax HEW80_Nss1,(MCS0)_2TX **MASK**

6705MHz_TX

17/10/2023

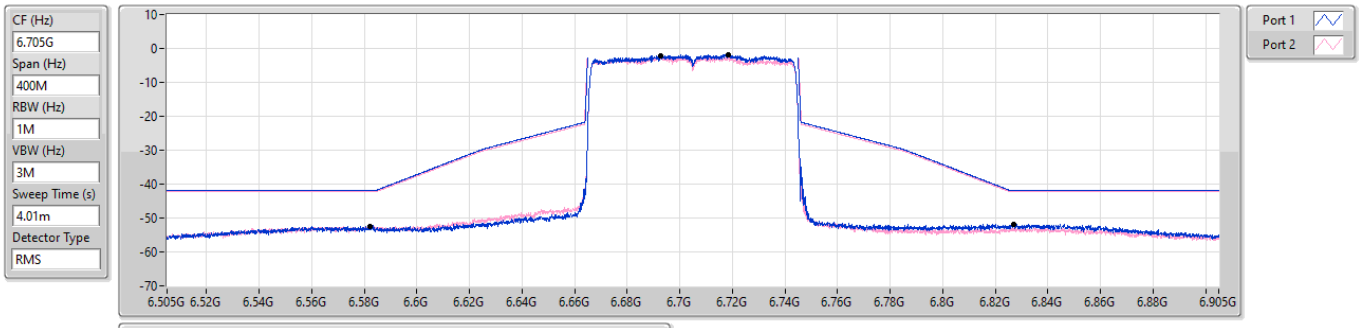

Ref(Hz)	Ref(dBm)	Freq(Hz)	Level(dBm)	Limit(dBm)	Margin(dB)	Port
6.7185G	-1.75	6.8271G	-51.81	-41.75	-10.06	1
6.6926G	-2.34	6.5823G	-52.41	-42.34	-10.07	2

6.525-6.875GHz_802.11ax HEW80_Nss1,(MCS0)_2TX **MASK**

6785MHz_TX

17/10/2023

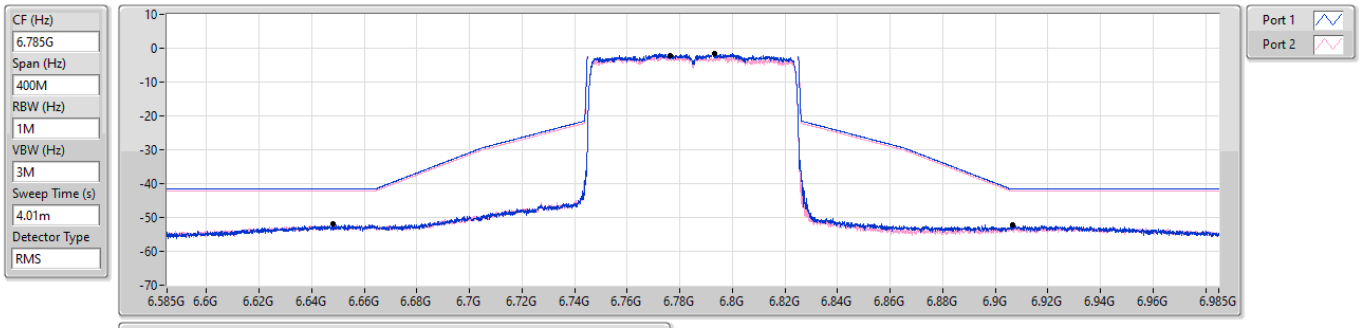

Ref(Hz)	Ref(dBm)	Freq(Hz)	Level(dBm)	Limit(dBm)	Margin(dB)	Port
6.7932G	-1.49	6.9065G	-52.15	-41.49	-10.66	1
6.7762G	-2.16	6.6481G	-51.96	-42.16	-9.80	2

5.925-6.425GHz_802.11ax HEW160_Nss1,(MCS0)_2TX **MASK**

6025MHz_TX

17/10/2023

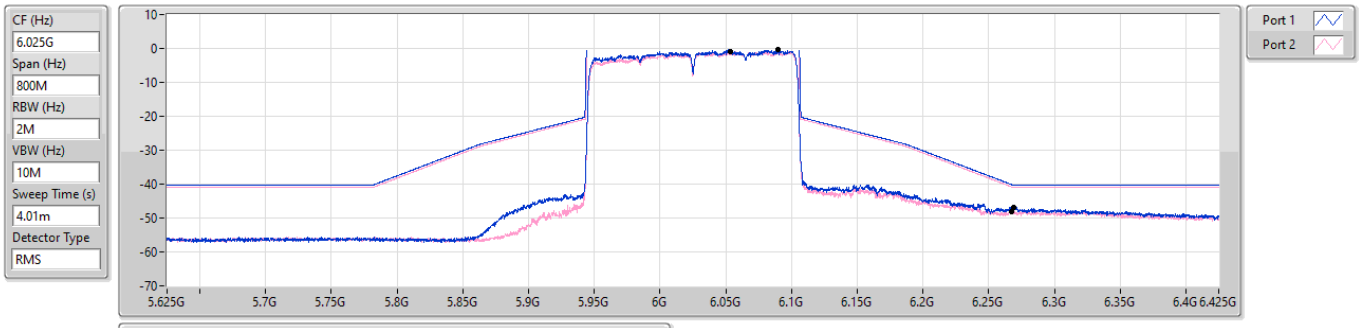

Ref(Hz)	Ref(dBm)	Freq(Hz)	Level(dBm)	Limit(dBm)	Margin(dB)	Port
6.08978G	-0.30	6.2688G	-46.74	-40.30	-6.44	1
6.05319G	-0.80	6.2672G	-47.97	-40.80	-7.17	2

5.925-6.425GHz_802.11ax HEW160_Nss1,(MCS0)_2TX **MASK**

6185MHz_TX

17/10/2023

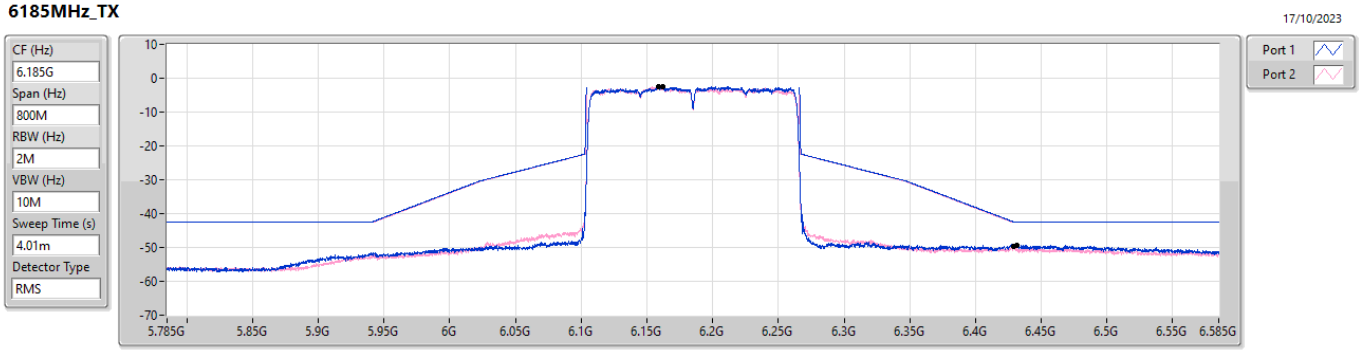

Ref(Hz)	Ref(dBm)	Freq(Hz)	Level(dBm)	Limit(dBm)	Margin(dB)	Port
6.16201G	-2.41	6.4318G	-49.23	-42.41	-6.82	1
6.15861G	-2.44	6.429G	-49.70	-42.44	-7.26	2

5.925-6.425GHz_802.11ax HEW160_Nss1,(MCS0)_2TX **MASK**

6345MHz_TX

17/10/2023

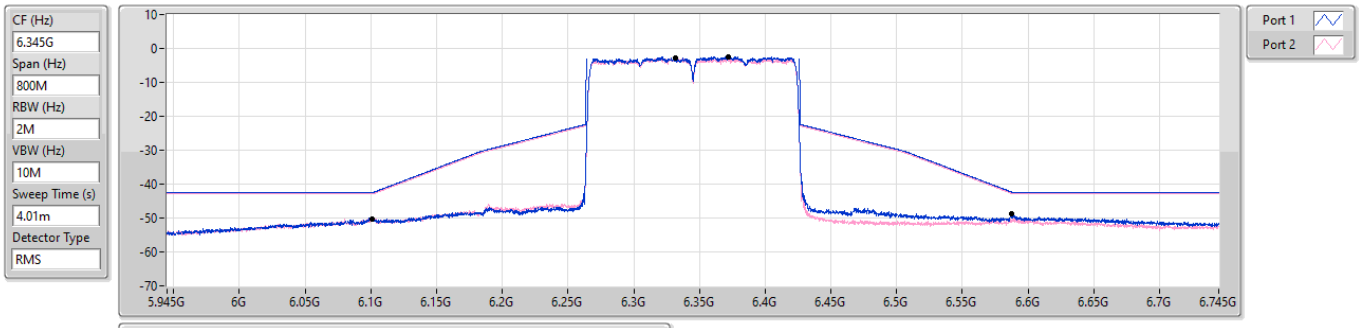

Ref(Hz)	Ref(dBm)	Freq(Hz)	Level(dBm)	Limit(dBm)	Margin(dB)	Port
6.37179G	-2.43	6.5876G	-48.86	-42.39	-6.47	1
6.332G	-2.83	6.1008G	-50.29	-42.83	-7.46	2

6.525-6.875GHz_802.11ax HEW160_Nss1,(MCS0)_2TX **MASK**

6665MHz_TX

17/10/2023

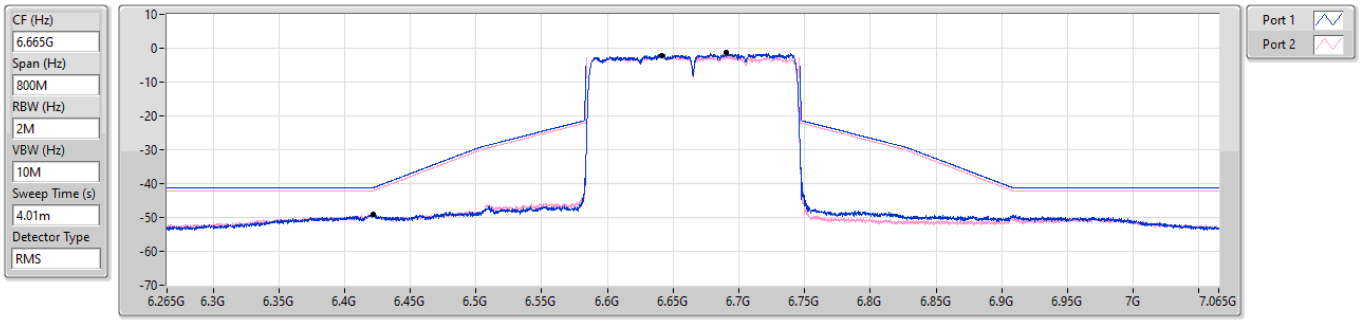

Ref(Hz)	Ref(dBm)	Freq(Hz)	Level(dBm)	Limit(dBm)	Margin(dB)	Port
6.69039G	-1.36	6.422G	-49.04	-41.18	-7.86	1
6.64161G	-2.08	6.422G	-49.15	-42.08	-7.07	2

Summary

Mode	Result	Ref (Hz)	Ref (dBm)	Freq (Hz)	Level (dBm)	Limit (dBm)	Margin (dB)	Port
5.925-6.425GHz	-	-	-	-	-	-	-	-
802.11ax HEW20_Nss1,(MCS0)_2TX	Pass	5.960199G	2.41	5.99G	-41.85	-37.59	-4.26	1
802.11ax HEW40_Nss1,(MCS0)_2TX	Pass	5.972598G	2.30	6.0267G	-40.36	-36.76	-3.60	1
802.11ax HEW80_Nss1,(MCS0)_2TX	Pass	5.9963G	4.36	6.1078G	-39.21	-35.64	-3.57	1
802.11ax HEW160_Nss1,(MCS0)_2TX	Pass	6.3318G	2.43	6.1G	-40.96	-37.57	-3.39	2
6.525-6.875GHz	-	-	-	-	-	-	-	-
802.11ax HEW20_Nss1,(MCS0)_2TX	Pass	6.8563G	2.53	6.823075G	-40.52	-37.47	-3.05	1
802.11ax HEW40_Nss1,(MCS0)_2TX	Pass	6.568799G	1.78	6.50625G	-41.26	-38.13	-3.13	1
802.11ax HEW80_Nss1,(MCS0)_2TX	Pass	6.6129G	4.21	6.7472G	-38.26	-35.63	-2.63	1
802.11ax HEW160_Nss1,(MCS0)_2TX	Pass	6.72259G	4.35	6.8026G	-22.23	-15.66	-6.57	1

Result

Mode	Result	Ref (Hz)	Ref (dBm)	Freq (Hz)	Level (dBm)	Limit (dBm)	Margin (dB)	Port
802.11ax HEW20_Nss1,(MCS0)_2TX	-	-	-	-	-	-	-	-
5955MHz	Pass	5.960199G	2.41	5.99G	-41.85	-37.59	-4.26	1
5955MHz	Pass	5.957249G	2.01	5.97545G	-30.73	-23.12	-7.61	2
6195MHz	Pass	6.197724G	2.96	6.160025G	-45.29	-36.28	-9.01	1
6195MHz	Pass	6.198049G	1.53	6.16125G	-47.58	-38.29	-9.29	2
6415MHz	Pass	6.416275G	3.53	6.446325G	-42.77	-35.44	-7.33	1
6415MHz	Pass	6.408452G	1.76	6.451375G	-48.37	-37.74	-10.63	2
6535MHz	Pass	6.531226G	2.90	6.56655G	-44.13	-37.10	-7.03	1
6535MHz	Pass	6.536225G	2.27	6.566475G	-43.69	-36.24	-7.45	2
6695MHz	Pass	6.697574G	3.26	6.713325G	-26.09	-18.02	-8.07	1
6695MHz	Pass	6.69555G	1.71	6.726525G	-44.72	-37.48	-7.24	2
6855MHz	Pass	6.8563G	2.53	6.823075G	-40.52	-37.47	-3.05	1
6855MHz	Pass	6.852526G	1.94	6.891425G	-44.34	-38.06	-6.28	2
802.11ax HEW40_Nss1,(MCS0)_2TX	-	-	-	-	-	-	-	-
5965MHz	Pass	5.972598G	2.30	6.0267G	-40.36	-36.76	-3.60	1
5965MHz	Pass	5.979446G	0.59	6.0092G	-34.22	-30.35	-3.87	2
6205MHz	Pass	6.215047G	1.97	6.1458G	-43.30	-38.03	-5.27	1
6205MHz	Pass	6.212798G	0.04	6.26325G	-46.89	-39.66	-7.23	2
6405MHz	Pass	6.400701G	1.73	6.34625G	-44.21	-38.18	-6.03	1
6405MHz	Pass	6.410249G	0.19	6.3462G	-44.53	-39.81	-4.72	2
6565MHz	Pass	6.568799G	1.78	6.50625G	-41.26	-38.13	-3.13	1
6565MHz	Pass	6.568749G	1.03	6.6231G	-43.37	-38.68	-4.69	2
6685MHz	Pass	6.689649G	2.03	6.71595G	-25.83	-18.28	-7.55	1
6685MHz	Pass	6.682901G	0.64	6.7439G	-45.91	-39.36	-6.55	2
6845MHz	Pass	6.842901G	3.50	6.77935G	-40.42	-36.50	-3.92	1
6845MHz	Pass	6.832553G	2.93	6.7764G	-42.58	-37.07	-5.51	2
802.11ax HEW80_Nss1,(MCS0)_2TX	-	-	-	-	-	-	-	-
5985MHz	Pass	5.9963G	4.36	6.1078G	-39.21	-35.64	-3.57	1
5985MHz	Pass	5.9969G	2.34	6.1073G	-41.52	-37.66	-3.86	2
6225MHz	Pass	6.2363G	4.16	6.1042G	-40.92	-35.84	-5.08	1
6225MHz	Pass	6.2365G	2.46	6.0995G	-44.33	-37.54	-6.79	2
6385MHz	Pass	6.371G	4.16	6.2635G	-41.53	-35.84	-5.69	1
6385MHz	Pass	6.3963G	2.71	6.2648G	-41.91	-36.83	-5.08	2
6625MHz	Pass	6.6129G	4.21	6.7472G	-38.26	-35.63	-2.63	1
6625MHz	Pass	6.6416G	2.62	6.753G	-44.25	-37.38	-6.87	2
6705MHz	Pass	6.7178G	4.27	6.8537G	-42.66	-35.23	-7.43	1
6705MHz	Pass	6.693G	2.39	6.8276G	-44.58	-37.61	-6.97	2
6785MHz	Pass	6.7739G	4.26	6.9374G	-41.14	-35.57	-5.57	1
6785MHz	Pass	6.7958G	3.12	6.6623G	-40.66	-36.88	-3.78	2
802.11ax HEW160_Nss1,(MCS0)_2TX	-	-	-	-	-	-	-	-
6025MHz	Pass	6.09958G	4.62	6.3668G	-42.10	-35.37	-6.73	1
6025MHz	Pass	6.09958G	2.99	6.3038G	-41.92	-37.01	-4.91	2
6185MHz	Pass	6.21019G	4.03	6.5406G	-44.83	-35.43	-9.40	1
6185MHz	Pass	6.16221G	2.73	6.5502G	-47.73	-37.27	-10.46	2
6345MHz	Pass	6.37639G	3.90	6.1006G	-39.43	-35.94	-3.49	1
6345MHz	Pass	6.3318G	2.43	6.1G	-40.96	-37.57	-3.39	2
6665MHz	Pass	6.72259G	4.35	6.8026G	-22.23	-15.66	-6.57	1
6665MHz	Pass	6.6772G	2.91	6.9736G	-44.78	-37.06	-7.72	2

5.925-6.425GHz_802.11ax HEW20_Nss1,(MCS0)_2TX **MASK**

5955MHz_TX

07/11/2023

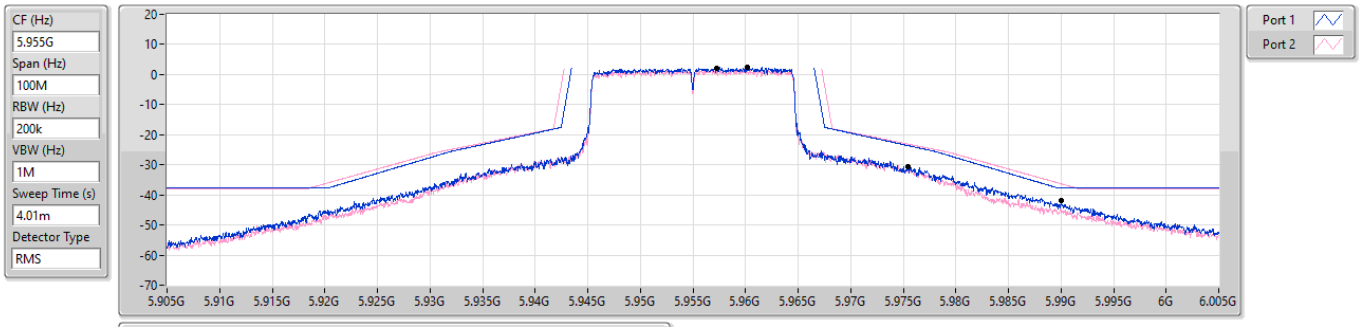

Ref(Hz)	Ref(dBm)	Freq(Hz)	Level(dBm)	Limit(dBm)	Margin(dB)	Port
5.960199G	2.41	5.99G	-41.85	-37.59	-4.26	1
5.957249G	2.01	5.97545G	-30.73	-23.12	-7.61	2

5.925-6.425GHz_802.11ax HEW20_Nss1,(MCS0)_2TX **MASK**

6195MHz_TX

07/11/2023

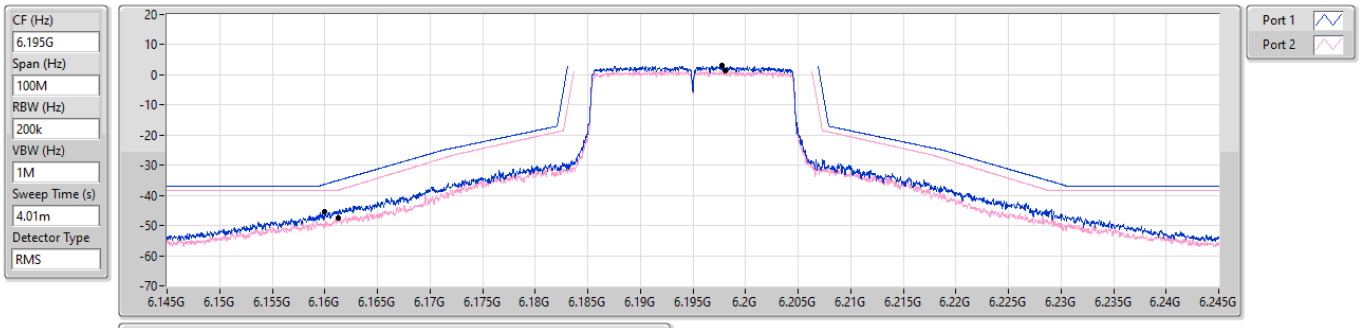

Ref(Hz)	Ref(dBm)	Freq(Hz)	Level(dBm)	Limit(dBm)	Margin(dB)	Port
6.197724G	2.96	6.160025G	-45.29	-36.28	-9.01	1
6.198049G	1.53	6.16125G	-47.58	-38.29	-9.29	2

5.925-6.425GHz_802.11ax HEW20_Nss1,(MCS0)_2TX **MASK**

6415MHz_TX

07/11/2023

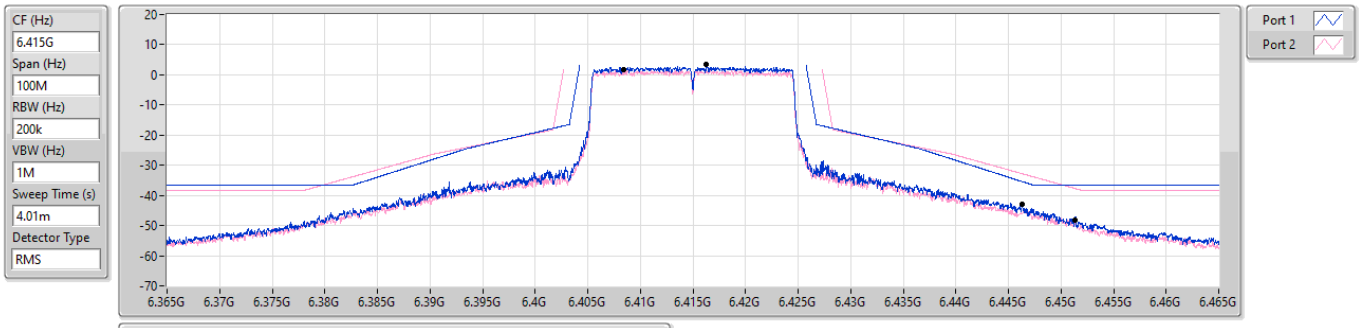

Ref(Hz)	Ref(dBm)	Freq(Hz)	Level(dBm)	Limit(dBm)	Margin(dB)	Port
6.416275G	3.53	6.446325G	-42.77	-35.44	-7.33	1
6.408452G	1.76	6.451375G	-48.37	-37.74	-10.63	2

6.525-6.875GHz_802.11ax HEW20_Nss1,(MCS0)_2TX **MASK**

6535MHz_TX

07/11/2023

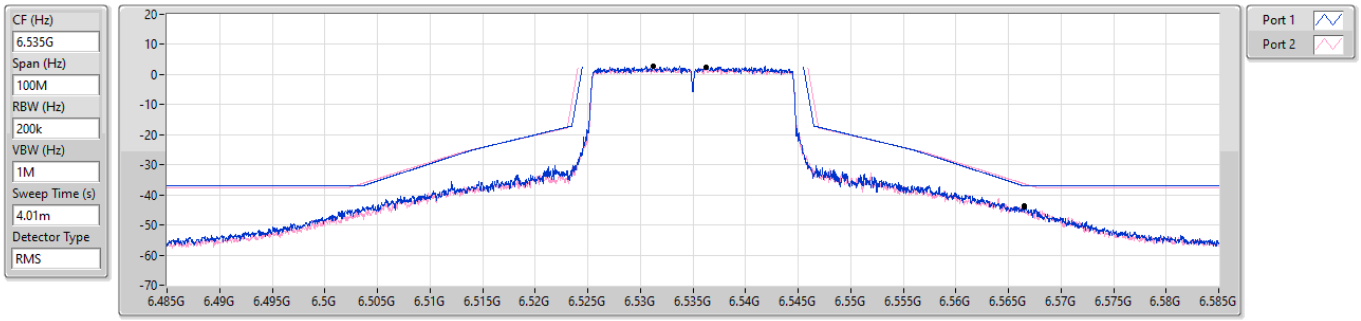

Ref(Hz)	Ref(dBm)	Freq(Hz)	Level(dBm)	Limit(dBm)	Margin(dB)	Port
6.531226G	2.90	6.56655G	-44.13	-37.10	-7.03	1
6.536225G	2.27	6.566475G	-43.69	-36.24	-7.45	2

6.525-6.875GHz_802.11ax HEW20_Nss1,(MCS0)_2TX **MASK**

6695MHz_TX

07/11/2023

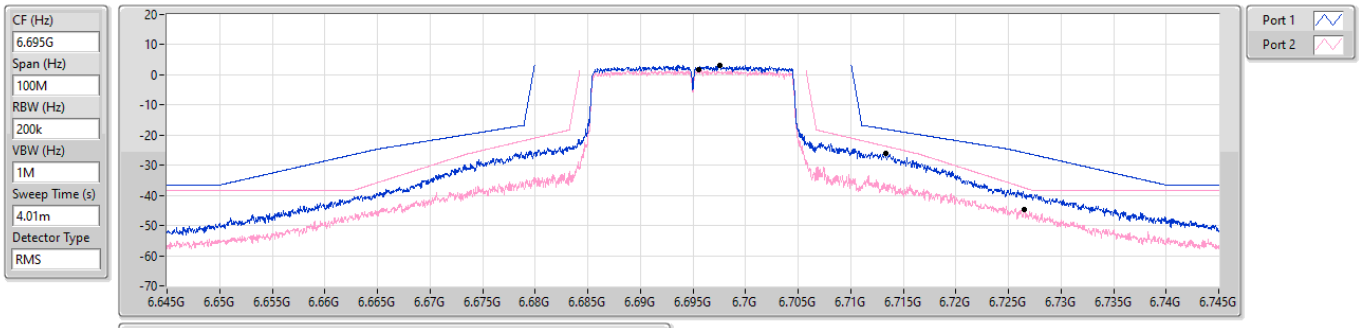

Ref(Hz)	Ref(dBm)	Freq(Hz)	Level(dBm)	Limit(dBm)	Margin(dB)	Port
6.697574G	3.26	6.713325G	-26.09	-18.02	-8.07	1
6.69555G	1.71	6.726525G	-44.72	-37.48	-7.24	2

6.525-6.875GHz_802.11ax HEW20_Nss1,(MCS0)_2TX **MASK**

6855MHz_TX

07/11/2023

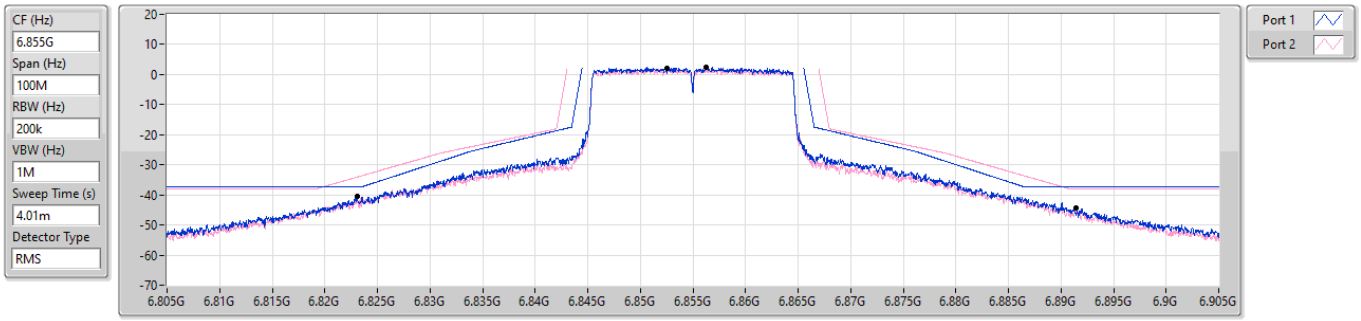

Ref(Hz)	Ref(dBm)	Freq(Hz)	Level(dBm)	Limit(dBm)	Margin(dB)	Port
6.8563G	2.53	6.823075G	-40.52	-37.47	-3.05	1
6.852526G	1.94	6.891425G	-44.34	-38.06	-6.28	2

5.925-6.425GHz_802.11ax HEW40_Nss1,(MCS0)_2TX **MASK**

5965MHz_TX

07/11/2023

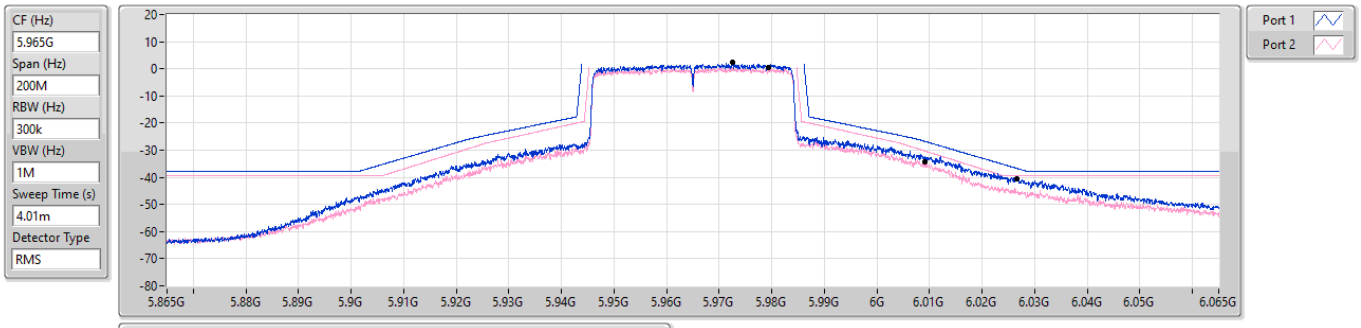

Ref(Hz)	Ref(dBm)	Freq(Hz)	Level(dBm)	Limit(dBm)	Margin(dB)	Port
5.972598G	2.30	6.0267G	-40.36	-36.76	-3.60	1
5.979446G	0.59	6.0092G	-34.22	-30.35	-3.87	2

5.925-6.425GHz_802.11ax HEW40_Nss1,(MCS0)_2TX **MASK**

6205MHz_TX

07/11/2023

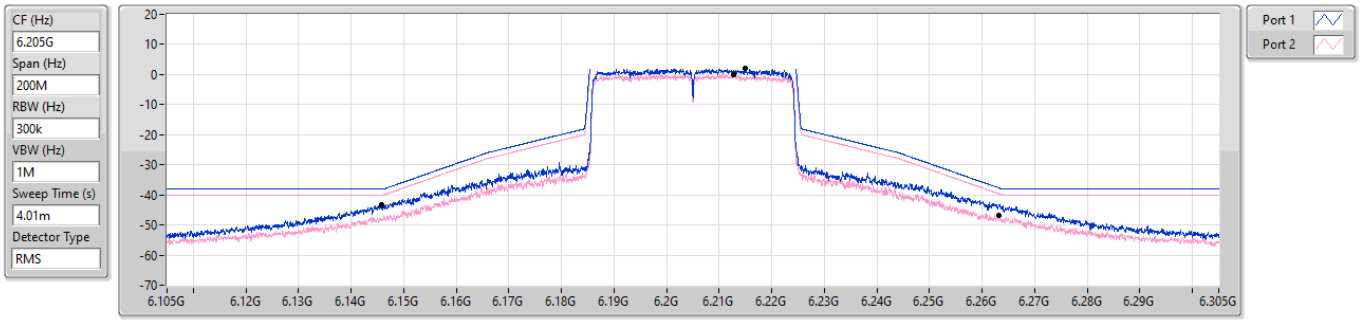

Ref(Hz)	Ref(dBm)	Freq(Hz)	Level(dBm)	Limit(dBm)	Margin(dB)	Port
6.215047G	1.97	6.1458G	-43.30	-38.03	-5.27	1
6.212798G	0.04	6.26325G	-46.89	-39.66	-7.23	2

5.925-6.425GHz_802.11ax HEW40_Nss1,(MCS0)_2TX **MASK**

6405MHz_TX

07/11/2023

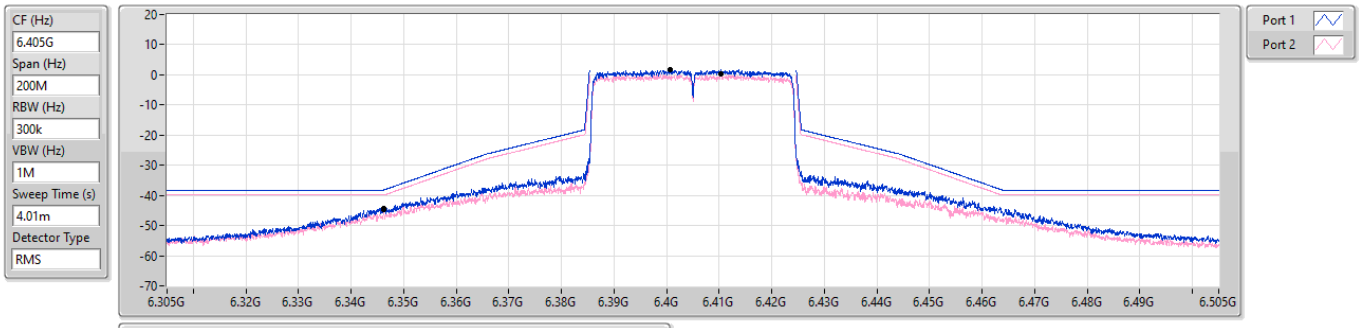

Ref(Hz)	Ref(dBm)	Freq(Hz)	Level(dBm)	Limit(dBm)	Margin(dB)	Port
6.400701G	1.73	6.34625G	-44.21	-38.18	-6.03	1
6.410249G	0.19	6.3462G	-44.53	-39.81	-4.72	2

6.525-6.875GHz_802.11ax HEW40_Nss1,(MCS0)_2TX **MASK**

6565MHz_TX

07/11/2023

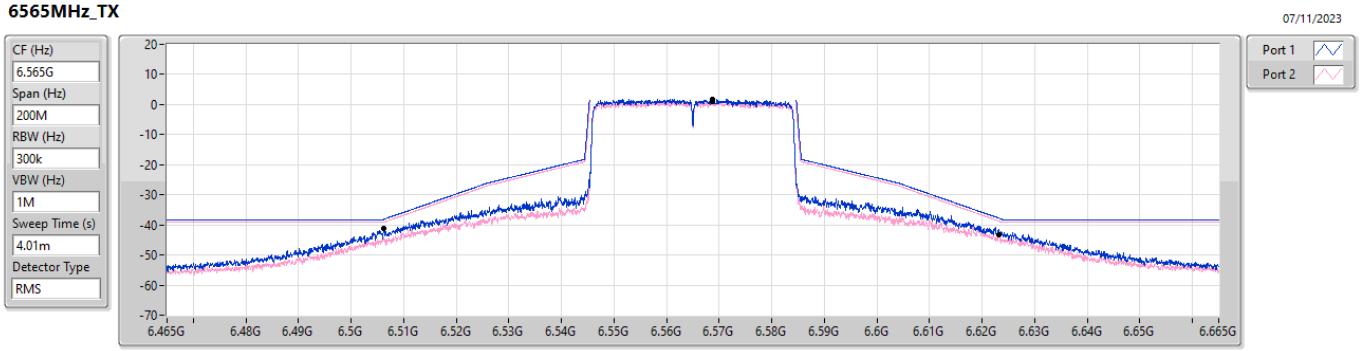

Ref(Hz)	Ref(dBm)	Freq(Hz)	Level(dBm)	Limit(dBm)	Margin(dB)	Port
6.568799G	1.78	6.50625G	-41.26	-38.13	-3.13	1
6.568749G	1.03	6.6231G	-43.37	-38.68	-4.69	2

6.525-6.875GHz_802.11ax HEW40_Nss1,(MCS0)_2TX **MASK**

6685MHz_TX

07/11/2023

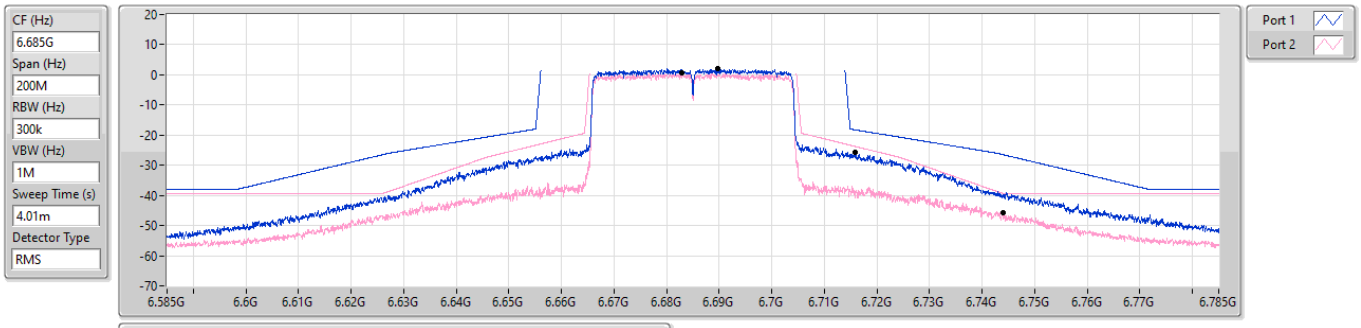

Ref(Hz)	Ref(dBm)	Freq(Hz)	Level(dBm)	Limit(dBm)	Margin(dB)	Port
6.689649G	2.03	6.71595G	-25.83	-18.28	-7.55	1
6.682901G	0.64	6.7439G	-45.91	-39.36	-6.55	2

6.525-6.875GHz_802.11ax HEW40_Nss1,(MCS0)_2TX **MASK**

6845MHz_TX

07/11/2023

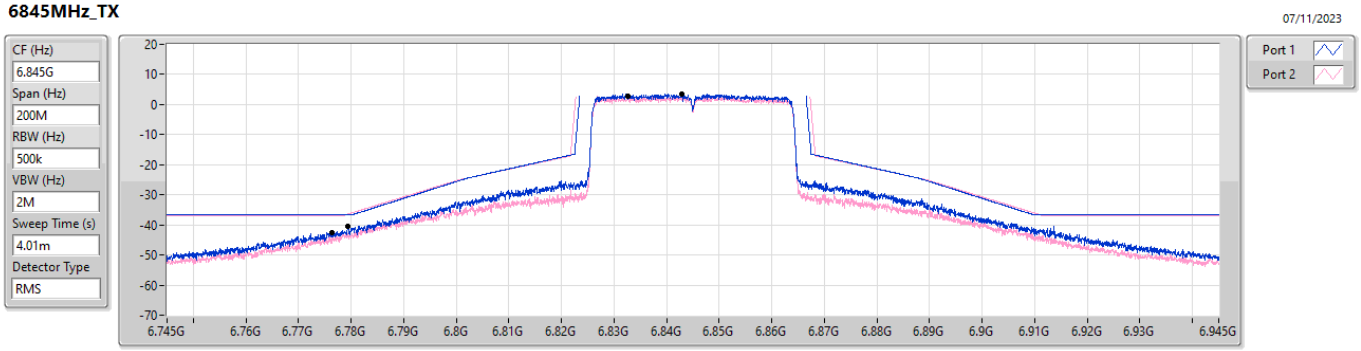

Ref(Hz)	Ref(dBm)	Freq(Hz)	Level(dBm)	Limit(dBm)	Margin(dB)	Port
6.842901G	3.50	6.77935G	-40.42	-36.50	-3.92	1
6.832553G	2.93	6.7764G	-42.58	-37.07	-5.51	2

5.925-6.425GHz_802.11ax HEW80_Nss1,(MCS0)_2TX **MASK**

5985MHz_TX

07/11/2023

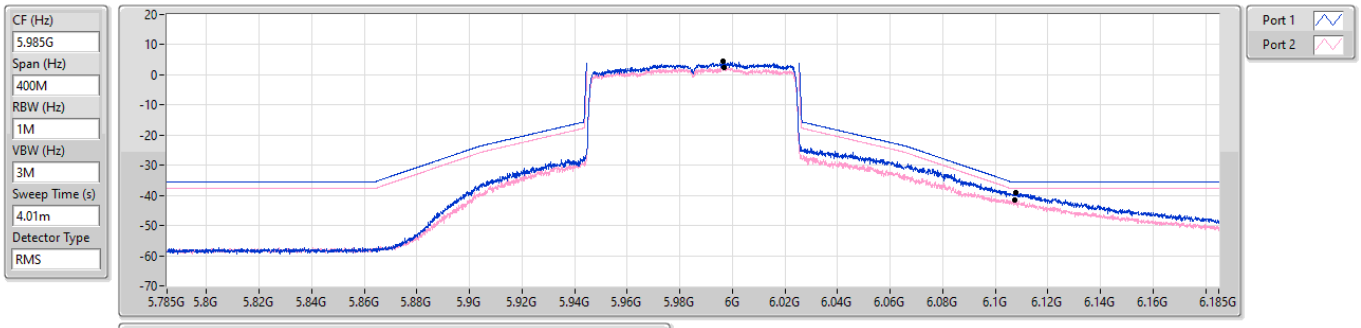

Ref(Hz)	Ref(dBm)	Freq(Hz)	Level(dBm)	Limit(dBm)	Margin(dB)	Port
5.9963G	4.36	6.1078G	-39.21	-35.64	-3.57	1
5.9969G	2.34	6.1073G	-41.52	-37.66	-3.86	2

5.925-6.425GHz_802.11ax HEW80_Nss1,(MCS0)_2TX **MASK**

6225MHz_TX

07/11/2023

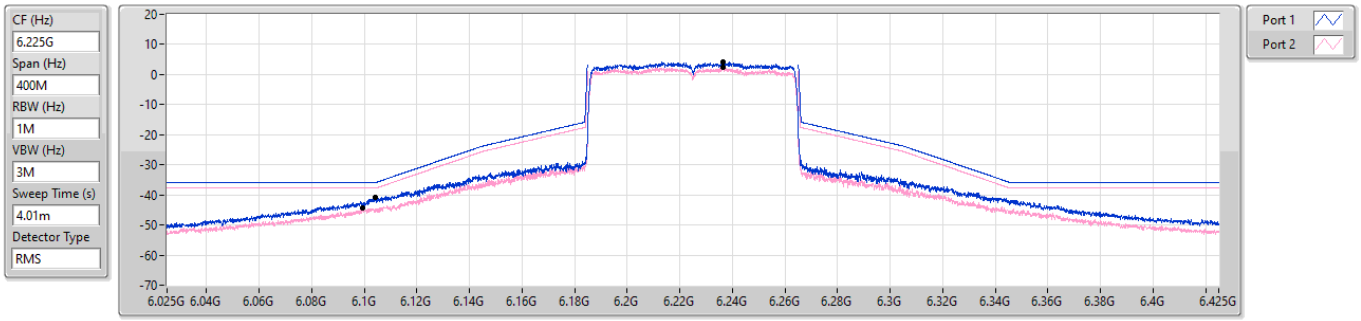

Ref(Hz)	Ref(dBm)	Freq(Hz)	Level(dBm)	Limit(dBm)	Margin(dB)	Port
6.2363G	4.16	6.1042G	-40.92	-35.84	-5.08	1
6.2365G	2.46	6.0995G	-44.33	-37.54	-6.79	2

5.925-6.425GHz_802.11ax HEW80_Nss1,(MCS0)_2TX **MASK**

6385MHz_TX

07/11/2023

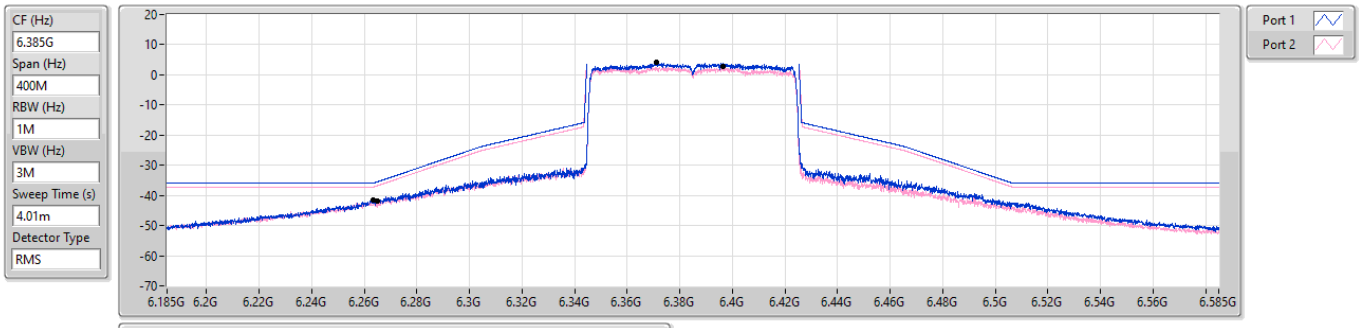

Ref(Hz)	Ref(dBm)	Freq(Hz)	Level(dBm)	Limit(dBm)	Margin(dB)	Port
6.371G	4.16	6.2635G	-41.53	-35.84	-5.69	1
6.3963G	2.71	6.2648G	-41.91	-36.83	-5.08	2

6.525-6.875GHz_802.11ax HEW80_Nss1,(MCS0)_2TX **MASK**

6625MHz_TX

07/11/2023

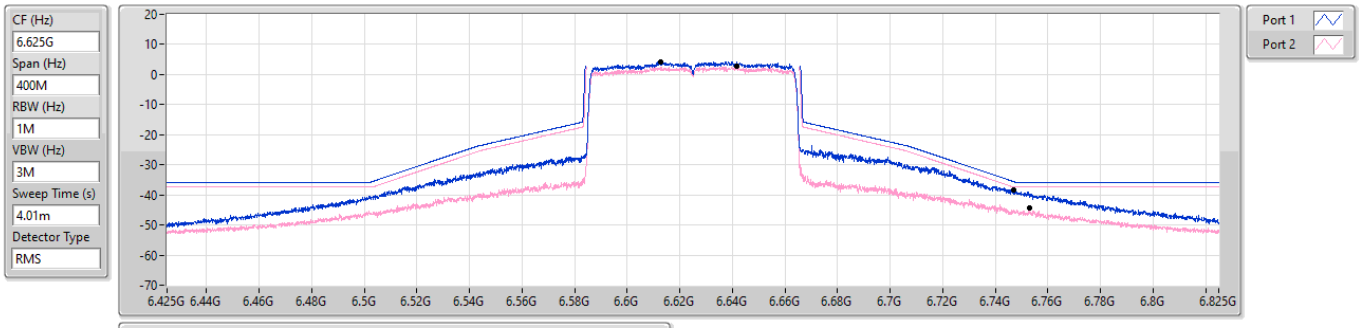

Ref(Hz)	Ref(dBm)	Freq(Hz)	Level(dBm)	Limit(dBm)	Margin(dB)	Port
6.6129G	4.21	6.7472G	-38.26	-35.63	-2.63	1
6.6416G	2.62	6.753G	-44.25	-37.38	-6.87	2

6.525-6.875GHz_802.11ax HEW80_Nss1,(MCS0)_2TX **MASK**

6705MHz_TX

07/11/2023

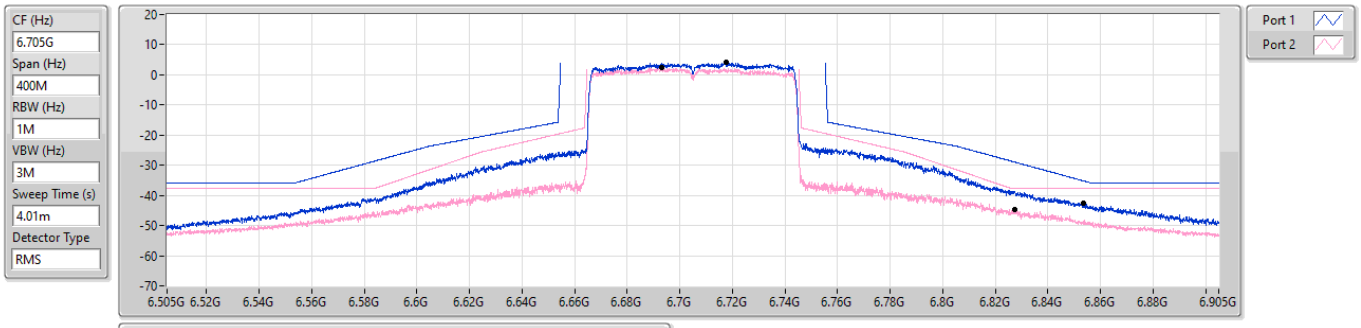

Ref(Hz)	Ref(dBm)	Freq(Hz)	Level(dBm)	Limit(dBm)	Margin(dB)	Port
6.7178G	4.27	6.8537G	-42.66	-35.23	-7.43	1
6.693G	2.39	6.8276G	-44.58	-37.61	-6.97	2

6.525-6.875GHz_802.11ax HEW80_Nss1,(MCS0)_2TX **MASK**

6785MHz_TX

07/11/2023

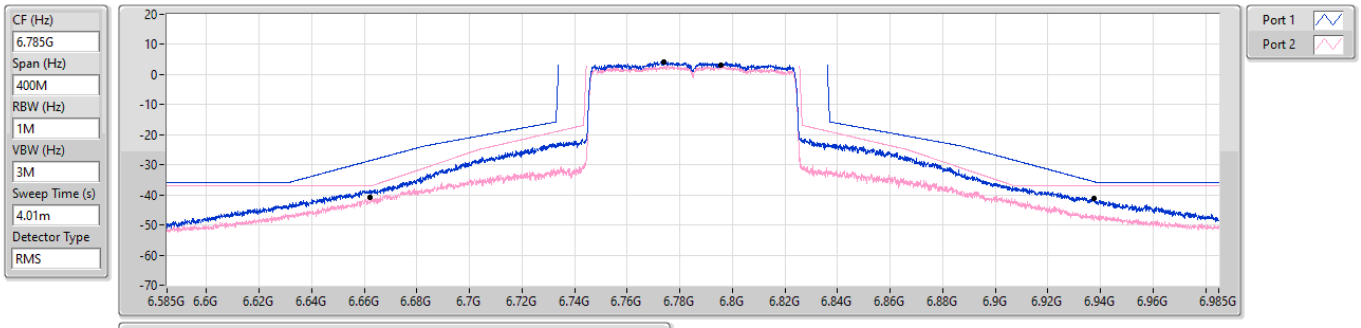

Ref(Hz)	Ref(dBm)	Freq(Hz)	Level(dBm)	Limit(dBm)	Margin(dB)	Port
6.7739G	4.26	6.9374G	-41.14	-35.57	-5.57	1
6.7958G	3.12	6.6623G	-40.66	-36.88	-3.78	2

5.925-6.425GHz_802.11ax HEW160_Nss1,(MCS0)_2TX **MASK**

6025MHz_TX

07/11/2023

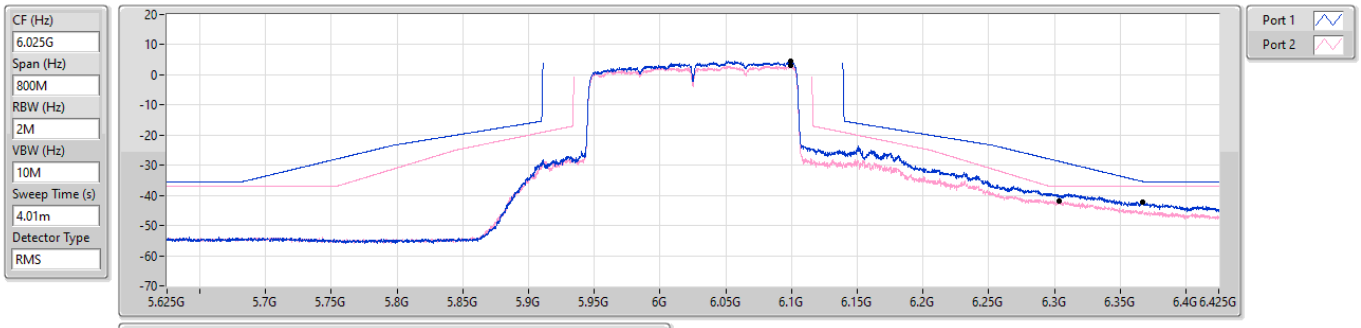

Ref(Hz)	Ref(dBm)	Freq(Hz)	Level(dBm)	Limit(dBm)	Margin(dB)	Port
6.09958G	4.62	6.3668G	-42.10	-35.37	-6.73	1
6.09958G	2.99	6.3038G	-41.92	-37.01	-4.91	2

5.925-6.425GHz_802.11ax HEW160_Nss1,(MCS0)_2TX **MASK**

6185MHz_TX

07/11/2023

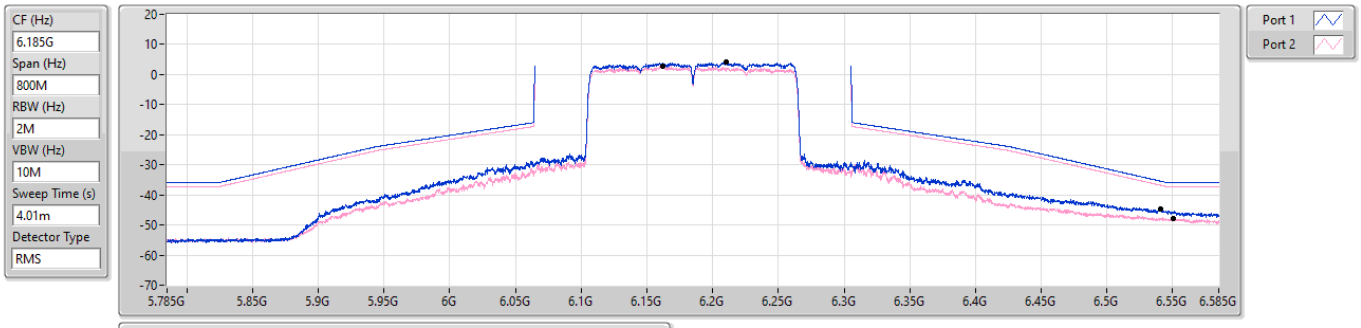

Ref(Hz)	Ref(dBm)	Freq(Hz)	Level(dBm)	Limit(dBm)	Margin(dB)	Port
6.21019G	4.03	6.5406G	-44.83	-35.43	-9.40	1
6.16221G	2.73	6.5502G	-47.73	-37.27	-10.46	2

5.925-6.425GHz_802.11ax HEW160_Nss1,(MCS0)_2TX **MASK**

6345MHz_TX

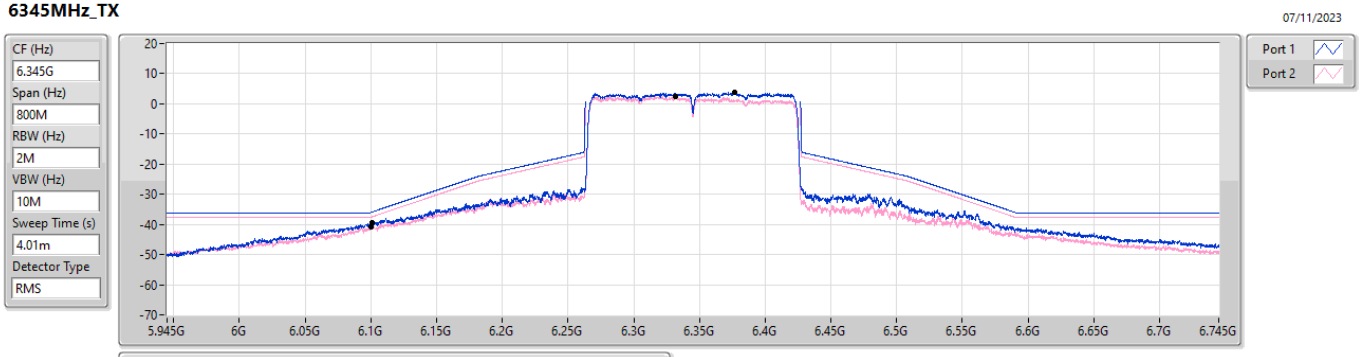

Ref(Hz)	Ref(dBm)	Freq(Hz)	Level(dBm)	Limit(dBm)	Margin(dB)	Port
6.37639G	3.90	6.1006G	-39.43	-35.94	-3.49	1
6.3318G	2.43	6.1G	-40.96	-37.57	-3.39	2

6.525-6.875GHz_802.11ax HEW160_Nss1,(MCS0)_2TX **MASK**

6665MHz_TX

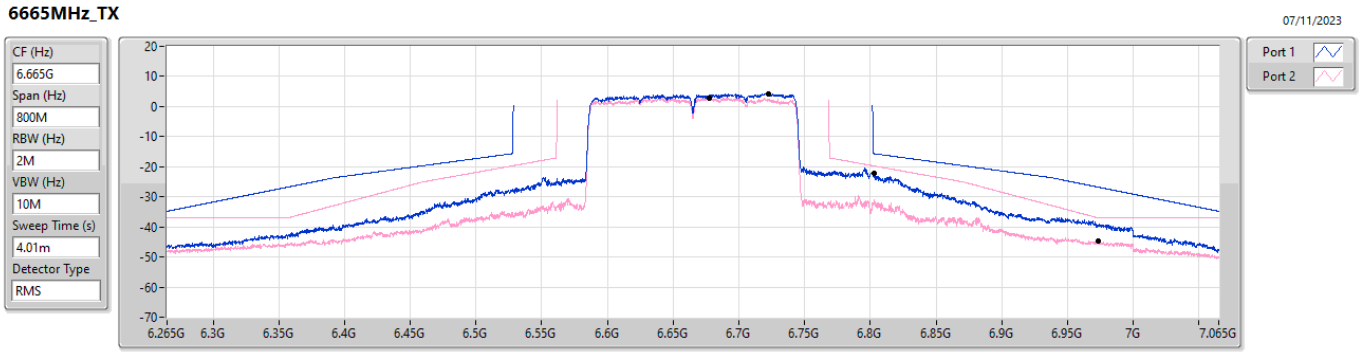

Ref(Hz)	Ref(dBm)	Freq(Hz)	Level(dBm)	Limit(dBm)	Margin(dB)	Port
6.72259G	4.35	6.8026G	-22.23	-15.66	-6.57	1
6.6772G	2.91	6.9736G	-44.78	-37.06	-7.72	2

Summary

Mode	Result	Ref (Hz)	Ref (dBm)	Freq (Hz)	Level (dBm)	Limit (dBm)	Margin (dB)	Port
5.925-6.425GHz	-	-	-	-	-	-	-	-
802.11ax HEW20_Nss1,(MCS0)_1TX	Pass	5.957649G	1.01	5.975725G	-30.70	-27.04	-3.66	1
802.11ax HEW40_Nss1,(MCS0)_1TX	Pass	6.400101G	2.35	6.43565G	-23.81	-18.87	-4.94	1
802.11ax HEW80_Nss1,(MCS0)_1TX	Pass	6.394G	1.73	6.4536G	-26.81	-21.72	-5.09	1
802.11ax HEW160_Nss1,(MCS0)_1TX	Pass	6.21099G	3.64	6.3312G	-22.75	-16.45	-6.30	1
6.525-6.875GHz	-	-	-	-	-	-	-	-
802.11ax HEW20_Nss1,(MCS0)_1TX	Pass	6.529801G	9.86	6.5148G	-14.84	-12.31	-2.53	1
802.11ax HEW40_Nss1,(MCS0)_1TX	Pass	6.841851G	2.33	6.88305G	-27.15	-23.33	-3.82	1
802.11ax HEW80_Nss1,(MCS0)_1TX	Pass	6.6132G	1.92	6.5264G	-34.49	-31.79	-2.70	1
802.11ax HEW160_Nss1,(MCS0)_1TX	Pass	6.72079G	3.89	6.8352G	-26.54	-16.48	-10.06	1

Result

Mode	Result	Ref (Hz)	Ref (dBm)	Freq (Hz)	Level (dBm)	Limit (dBm)	Margin (dB)	Port
802.11ax HEW20_Nss1,(MCS0)_1TX	-	-	-	-	-	-	-	-
5955MHz	Pass	5.957649G	1.01	5.975725G	-30.70	-27.04	-3.66	1
6195MHz	Pass	6.189826G	9.67	6.1748G	-16.10	-12.00	-4.10	1
6415MHz	Pass	6.410751G	0.67	6.397875G	-26.96	-21.87	-5.09	1
6535MHz	Pass	6.529801G	9.86	6.5148G	-14.84	-12.31	-2.53	1
6695MHz	Pass	6.689801G	9.65	6.674825G	-17.11	-12.85	-4.26	1
6855MHz	Pass	6.856275G	9.37	6.8348G	-17.07	-12.12	-4.95	1
802.11ax HEW40_Nss1,(MCS0)_1TX	-	-	-	-	-	-	-	-
5965MHz	Pass	5.967499G	1.43	6.00335G	-30.43	-23.25	-7.18	1
6205MHz	Pass	6.201601G	1.73	6.24425G	-28.63	-23.08	-5.55	1
6405MHz	Pass	6.400101G	2.35	6.43565G	-23.81	-18.87	-4.94	1
6565MHz	Pass	6.567399G	2.21	6.5287G	-26.89	-18.64	-8.25	1
6685MHz	Pass	6.690999G	2.12	6.72225G	-28.14	-22.97	-5.17	1
6845MHz	Pass	6.841851G	2.33	6.88305G	-27.15	-23.33	-3.82	1
802.11ax HEW80_Nss1,(MCS0)_1TX	-	-	-	-	-	-	-	-
5985MHz	Pass	5.9958G	1.48	5.8622G	-44.11	-38.52	-5.59	1
6225MHz	Pass	6.2376G	2.03	6.1473G	-28.89	-23.77	-5.12	1
6385MHz	Pass	6.394G	1.73	6.4536G	-26.81	-21.72	-5.09	1
6625MHz	Pass	6.6132G	1.92	6.5264G	-34.49	-31.79	-2.70	1
6705MHz	Pass	6.7165G	2.03	6.5817G	-42.01	-37.84	-4.17	1
6785MHz	Pass	6.7765G	3.16	6.6664G	-40.75	-36.48	-4.27	1
802.11ax HEW160_Nss1,(MCS0)_1TX	-	-	-	-	-	-	-	-
6025MHz	Pass	5.99661G	3.26	6.1594G	-24.07	-17.08	-6.99	1
6185MHz	Pass	6.21099G	3.64	6.3312G	-22.75	-16.45	-6.30	1
6345MHz	Pass	6.37819G	3.78	6.5086G	-24.44	-16.24	-8.20	1
6665MHz	Pass	6.72079G	3.89	6.8352G	-26.54	-16.48	-10.06	1

5.925-6.425GHz_802.11ax HEW20_Nss1,(MCS0)_1TX **MASK**

5955MHz_TX

06/10/2023

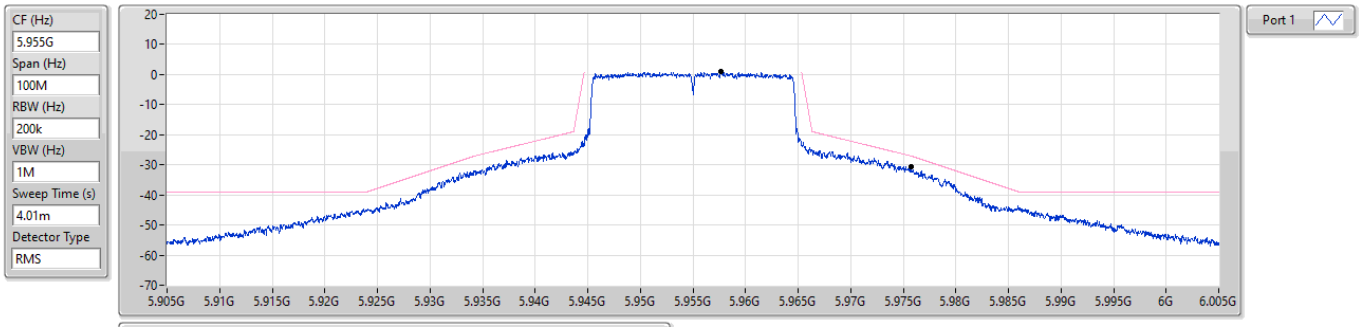

Ref(Hz)	Ref(dBm)	Freq(Hz)	Level(dBm)	Limit(dBm)	Margin(dB)	Port
5.957649G	1.01	5.975725G	-30.70	-27.04	-3.66	1

5.925-6.425GHz_802.11ax HEW20_Nss1,(MCS0)_1TX **MASK**

6195MHz_TX

06/10/2023

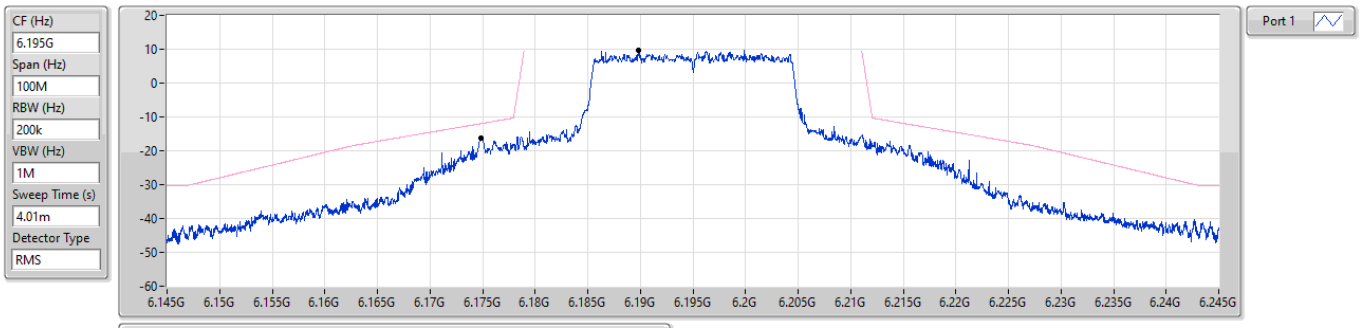

Ref(Hz)	Ref(dBm)	Freq(Hz)	Level(dBm)	Limit(dBm)	Margin(dB)	Port
6.189826G	9.67	6.1748G	-16.10	-12.00	-4.10	1

5.925-6.425GHz_802.11ax HEW20_Nss1,(MCS0)_1TX **MASK**

6415MHz_TX

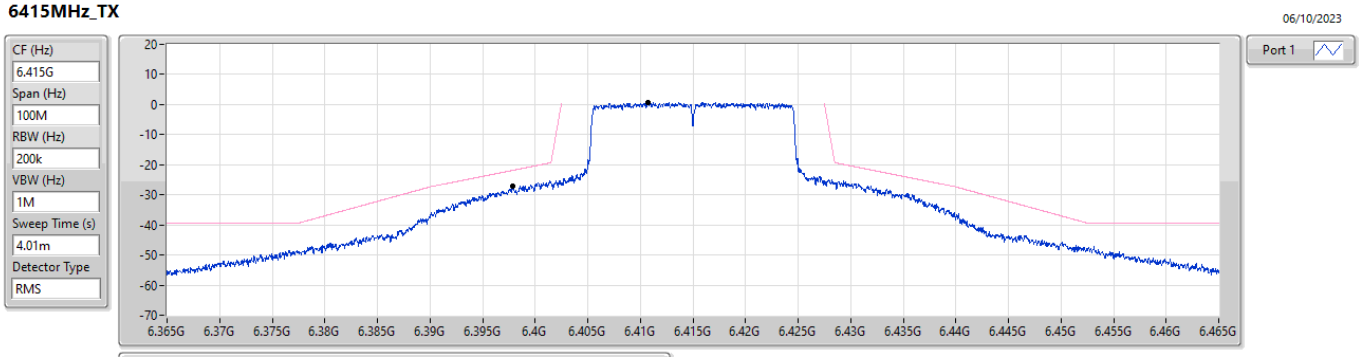

Ref(Hz)	Ref(dBm)	Freq(Hz)	Level(dBm)	Limit(dBm)	Margin(dB)	Port
6.410751G	0.67	6.397875G	-26.96	-21.87	-5.09	1

6.525-6.875GHz_802.11ax HEW20_Nss1,(MCS0)_1TX **MASK**

6535MHz_TX

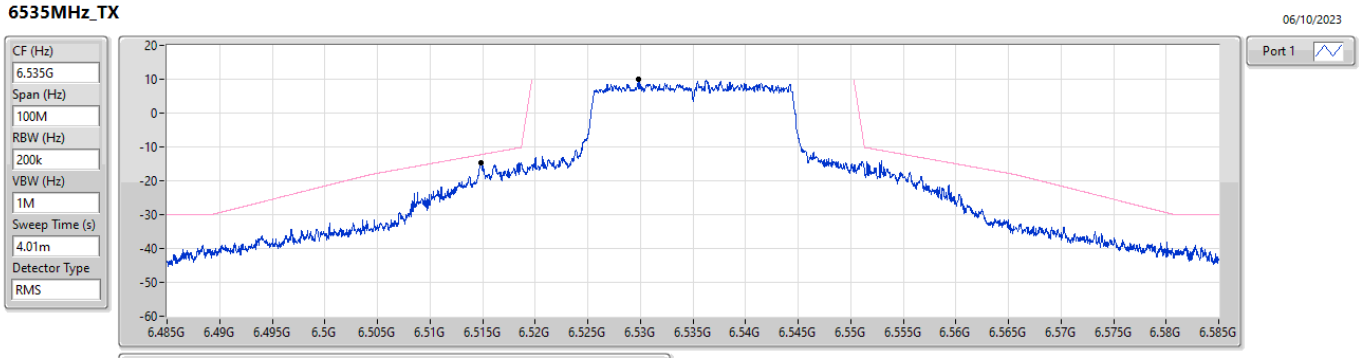

Ref(Hz)	Ref(dBm)	Freq(Hz)	Level(dBm)	Limit(dBm)	Margin(dB)	Port
6.529801G	9.86	6.5148G	-14.84	-12.31	-2.53	1

6.525-6.875GHz_802.11ax HEW20_Nss1,(MCS0)_1TX **MASK**

6695MHz_TX

06/10/2023

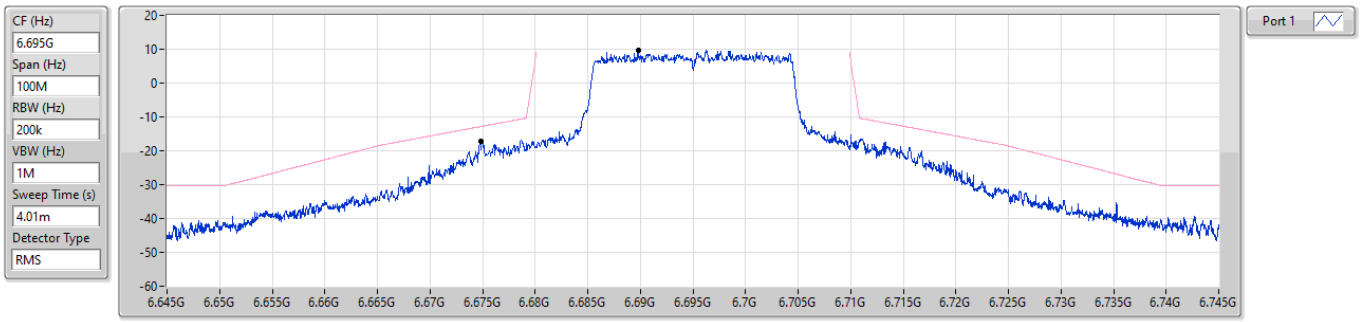

Ref(Hz)	Ref(dBm)	Freq(Hz)	Level(dBm)	Limit(dBm)	Margin(dB)	Port
6.689801G	9.65	6.674825G	-17.11	-12.85	-4.26	1

6.525-6.875GHz_802.11ax HEW20_Nss1,(MCS0)_1TX **MASK**

6855MHz_TX

06/10/2023

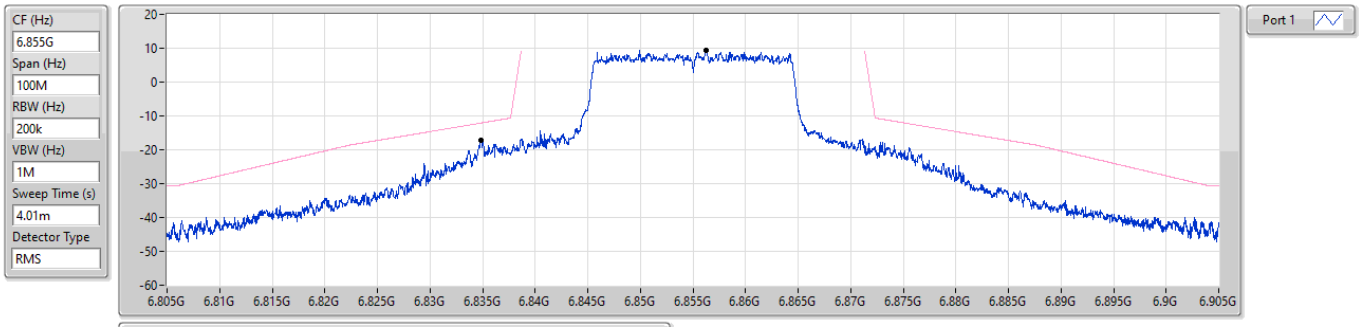

Ref(Hz)	Ref(dBm)	Freq(Hz)	Level(dBm)	Limit(dBm)	Margin(dB)	Port
6.856275G	9.37	6.8348G	-17.07	-12.12	-4.95	1

5.925-6.425GHz_802.11ax HEW40_Nss1,(MCS0)_1TX **MASK**

5965MHz_TX

18/10/2023

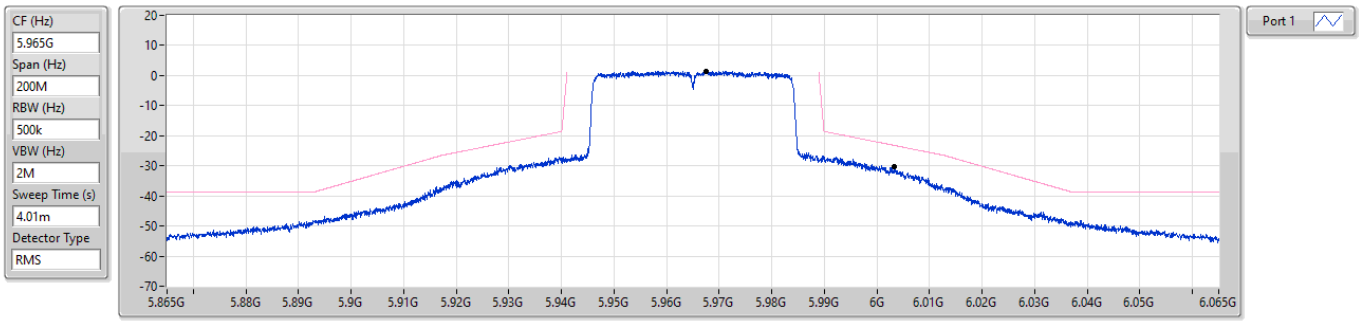

Ref(Hz)	Ref(dBm)	Freq(Hz)	Level(dBm)	Limit(dBm)	Margin(dB)	Port
5.967499G	1.43	6.00335G	-30.43	-23.25	-7.18	1

5.925-6.425GHz_802.11ax HEW40_Nss1,(MCS0)_1TX **MASK**

6205MHz_TX

06/10/2023

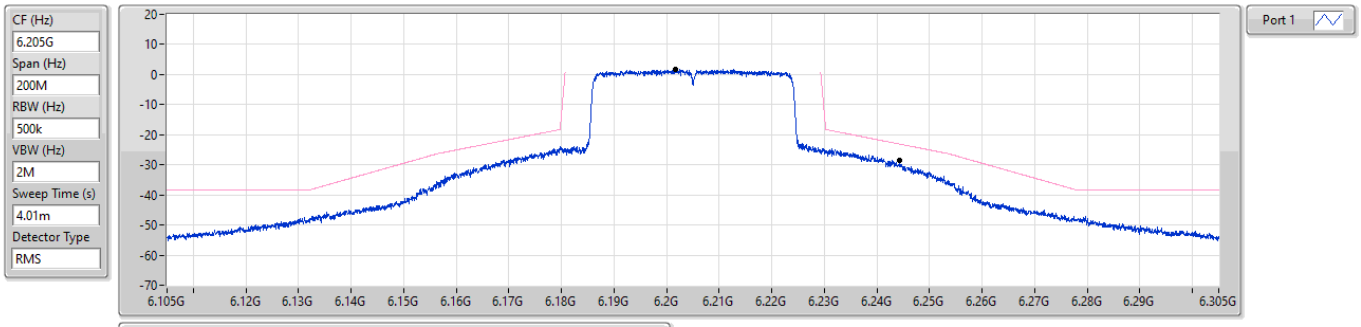

Ref(Hz)	Ref(dBm)	Freq(Hz)	Level(dBm)	Limit(dBm)	Margin(dB)	Port
6.201601G	1.73	6.24425G	-28.63	-23.08	-5.55	1

5.925-6.425GHz_802.11ax HEW40_Nss1,(MCS0)_1TX **MASK**

6405MHz_TX

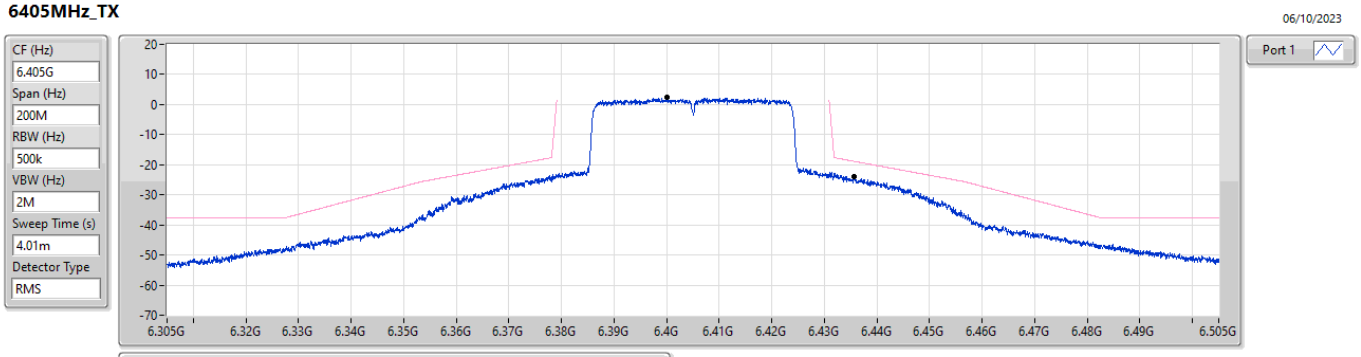

Ref(Hz)	Ref(dBm)	Freq(Hz)	Level(dBm)	Limit(dBm)	Margin(dB)	Port
6.400101G	2.35	6.43565G	-23.81	-18.87	-4.94	1

6.525-6.875GHz_802.11ax HEW40_Nss1,(MCS0)_1TX **MASK**

6565MHz_TX

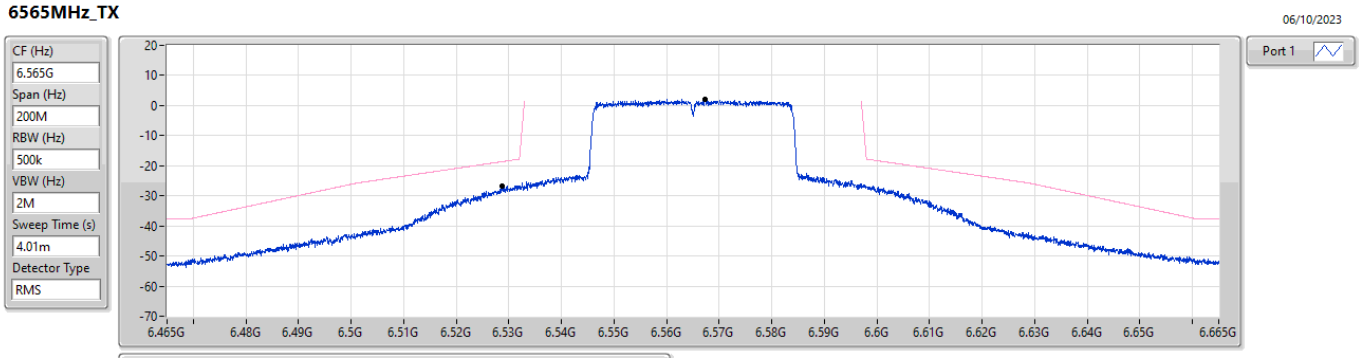

Ref(Hz)	Ref(dBm)	Freq(Hz)	Level(dBm)	Limit(dBm)	Margin(dB)	Port
6.567399G	2.21	6.5287G	-26.89	-18.64	-8.25	1

6.525-6.875GHz_802.11ax HEW40_Nss1,(MCS0)_1TX **MASK**

6685MHz_TX

06/10/2023

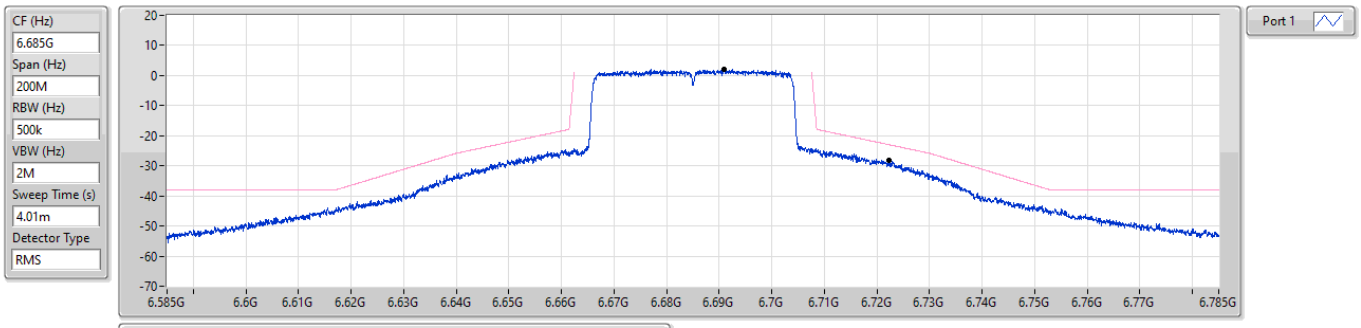

Ref(Hz)	Ref(dBm)	Freq(Hz)	Level(dBm)	Limit(dBm)	Margin(dB)	Port
6.690999G	2.12	6.72225G	-28.14	-22.97	-5.17	1

6.525-6.875GHz_802.11ax HEW40_Nss1,(MCS0)_1TX **MASK**

6845MHz_TX

06/10/2023

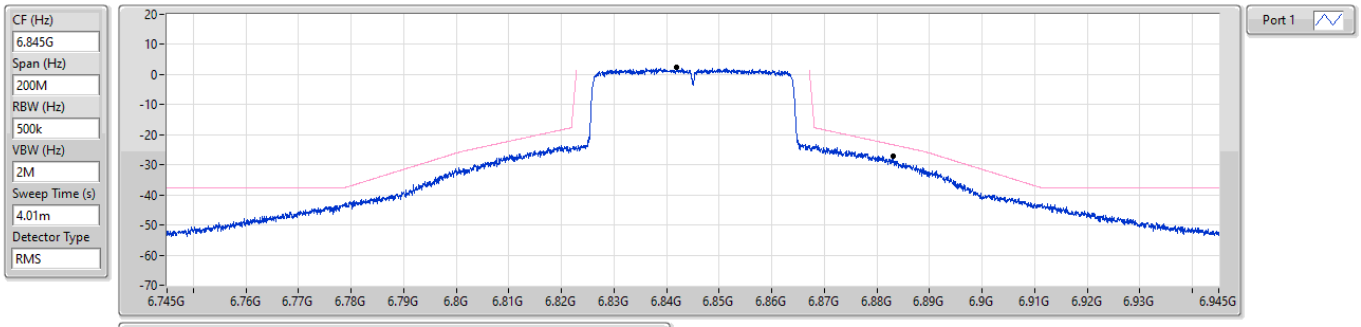

Ref(Hz)	Ref(dBm)	Freq(Hz)	Level(dBm)	Limit(dBm)	Margin(dB)	Port
6.841851G	2.33	6.88305G	-27.15	-23.33	-3.82	1

5.925-6.425GHz_802.11ax HEW80_Nss1,(MCS0)_1TX **MASK**

5985MHz_TX

18/10/2023

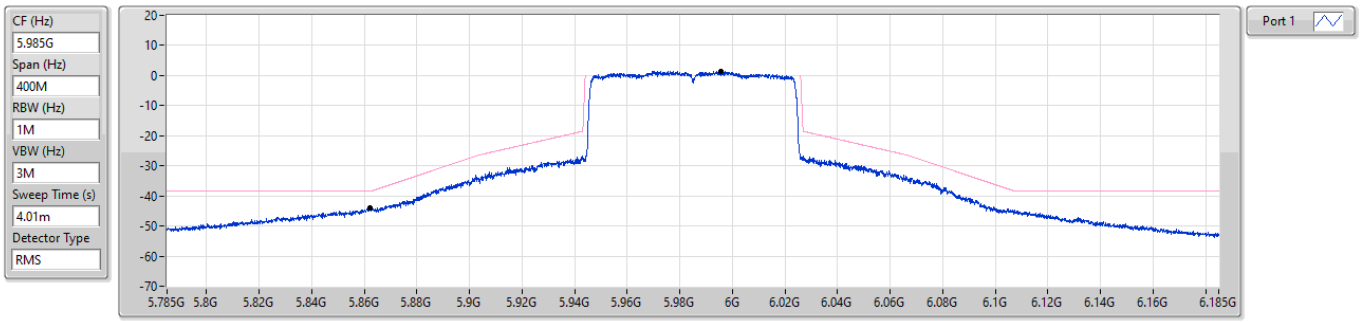

Ref(Hz)	Ref(dBm)	Freq(Hz)	Level(dBm)	Limit(dBm)	Margin(dB)	Port
5.9958G	1.48	5.8622G	-44.11	-38.52	-5.59	1

5.925-6.425GHz_802.11ax HEW80_Nss1,(MCS0)_1TX **MASK**

6225MHz_TX

06/10/2023

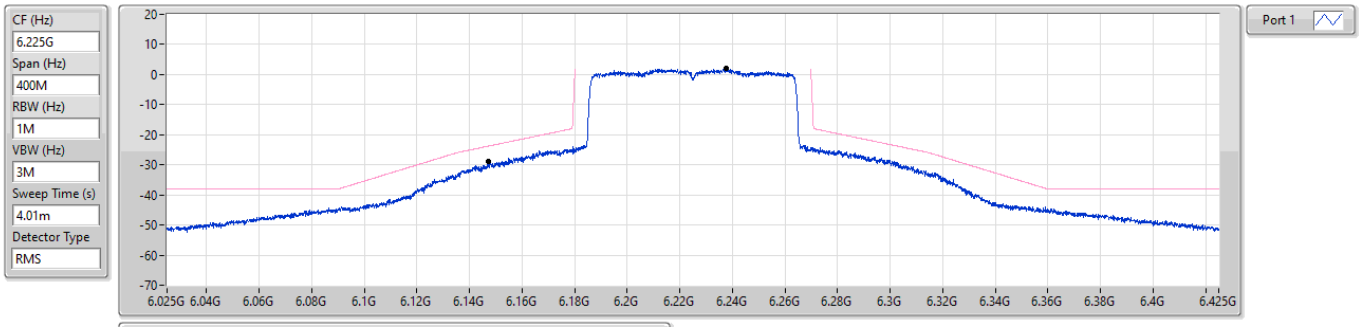

Ref(Hz)	Ref(dBm)	Freq(Hz)	Level(dBm)	Limit(dBm)	Margin(dB)	Port
6.2376G	2.03	6.1473G	-28.89	-23.77	-5.12	1

5.925-6.425GHz_802.11ax HEW80_Nss1,(MCS0)_1TX **MASK**

6385MHz_TX

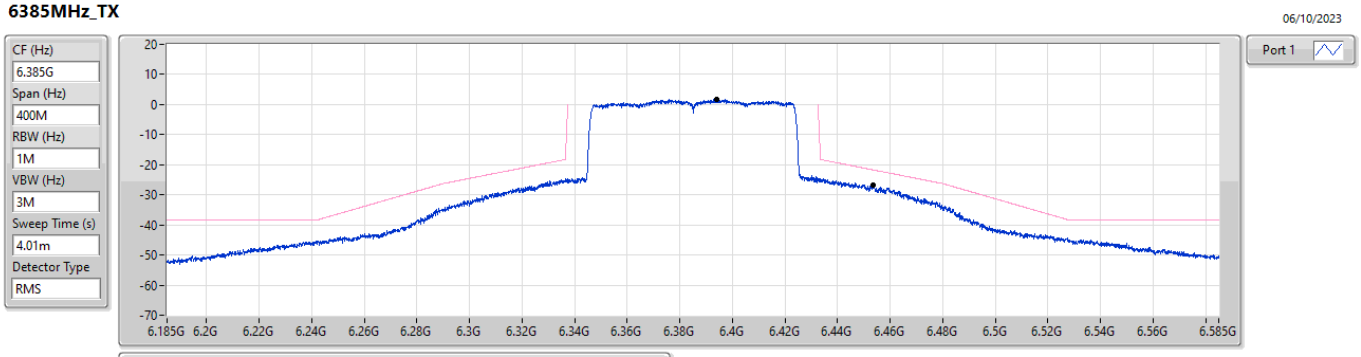

Ref(Hz)	Ref(dBm)	Freq(Hz)	Level(dBm)	Limit(dBm)	Margin(dB)	Port
6.394G	1.73	6.4536G	-26.81	-21.72	-5.09	1

6.525-6.875GHz_802.11ax HEW80_Nss1,(MCS0)_1TX **MASK**

6625MHz_TX

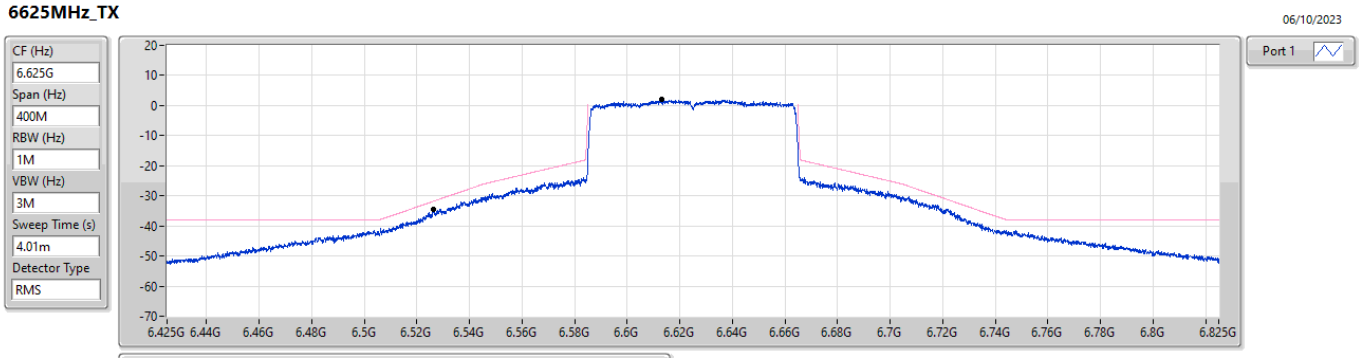

Ref(Hz)	Ref(dBm)	Freq(Hz)	Level(dBm)	Limit(dBm)	Margin(dB)	Port
6.6132G	1.92	6.5264G	-34.49	-31.79	-2.70	1

6.525-6.875GHz_802.11ax HEW80_Nss1,(MCS0)_1TX **MASK**

6705MHz_TX

06/10/2023

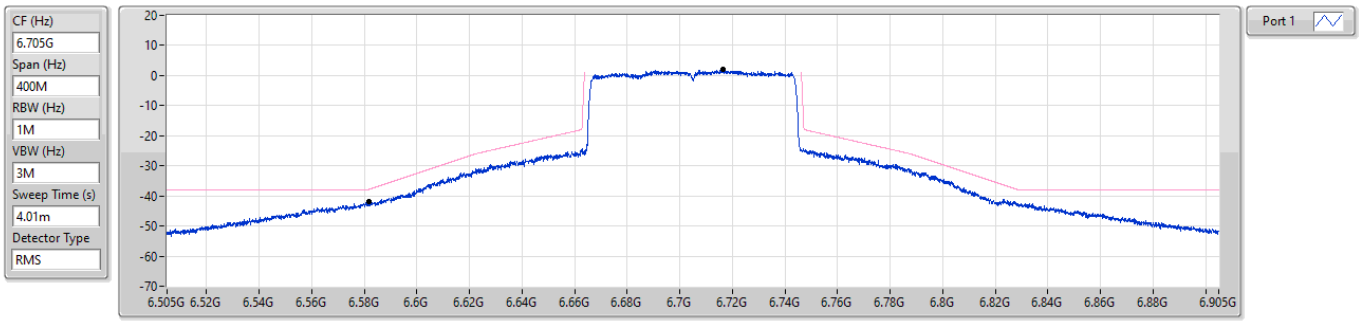

Ref(Hz)	Ref(dBm)	Freq(Hz)	Level(dBm)	Limit(dBm)	Margin(dB)	Port
6.7165G	2.03	6.5817G	-42.01	-37.84	-4.17	1

6.525-6.875GHz_802.11ax HEW80_Nss1,(MCS0)_1TX **MASK**

6785MHz_TX

25/01/2024

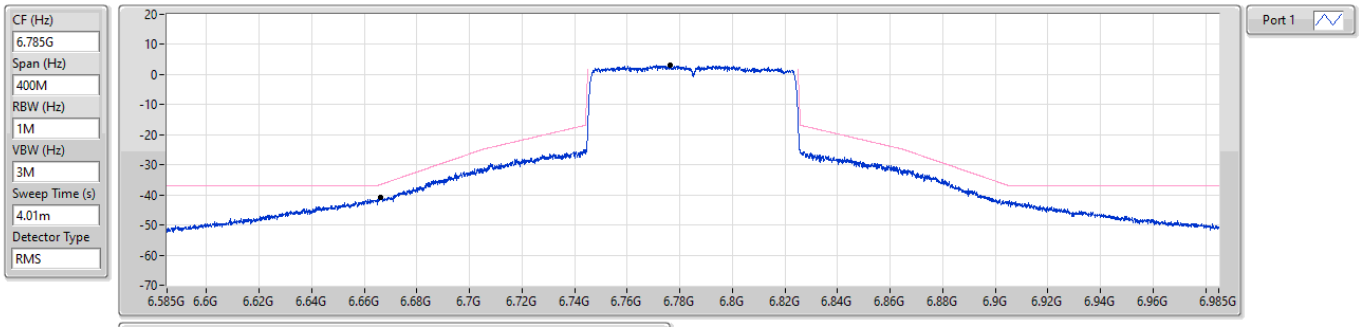

Ref(Hz)	Ref(dBm)	Freq(Hz)	Level(dBm)	Limit(dBm)	Margin(dB)	Port
6.7765G	3.16	6.6664G	-40.75	-36.48	-4.27	1

5.925-6.425GHz_802.11ax HEW160_Nss1,(MCS0)_1TX **MASK**

6025MHz_TX

18/10/2023

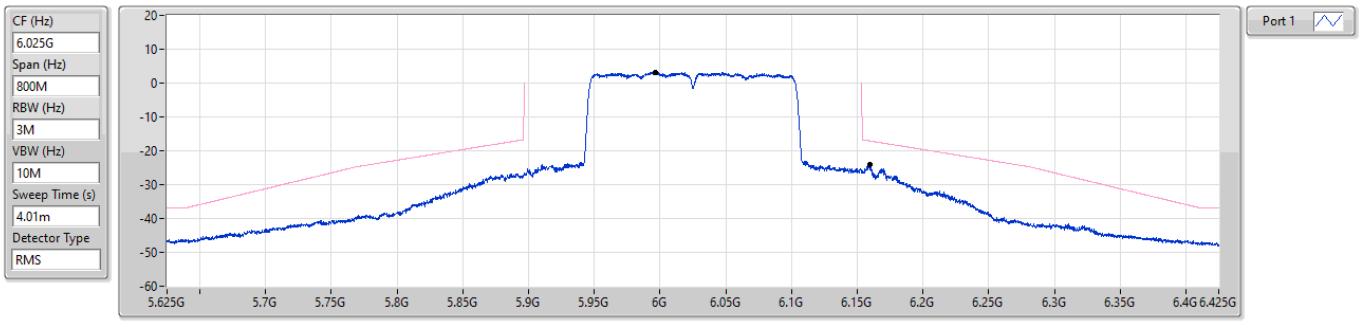

Ref(Hz)	Ref(dBm)	Freq(Hz)	Level(dBm)	Limit(dBm)	Margin(dB)	Port
5.99661G	3.26	6.1594G	-24.07	-17.08	-6.99	1

5.925-6.425GHz_802.11ax HEW160_Nss1,(MCS0)_1TX **MASK**

6185MHz_TX

06/10/2023

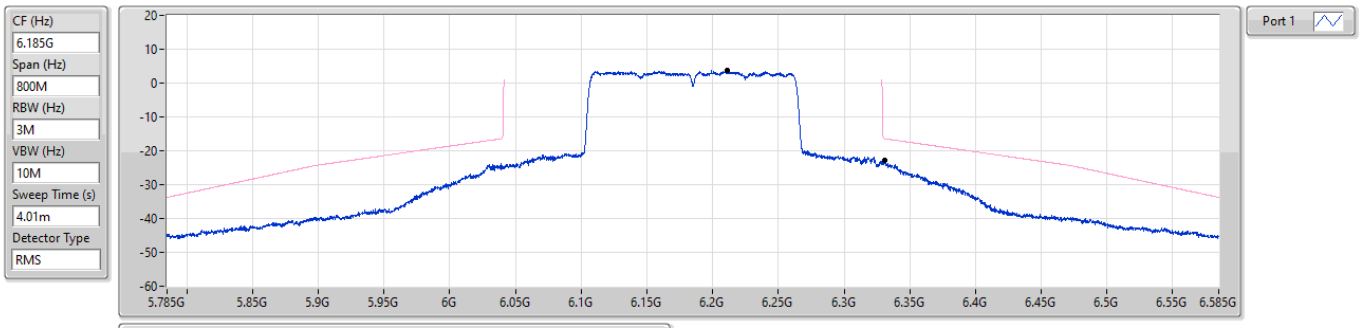

Ref(Hz)	Ref(dBm)	Freq(Hz)	Level(dBm)	Limit(dBm)	Margin(dB)	Port
6.21099G	3.64	6.3312G	-22.75	-16.45	-6.30	1

5.925-6.425GHz_802.11ax HEW160_Nss1,(MCS0)_1TX **MASK**

6345MHz_TX

06/10/2023

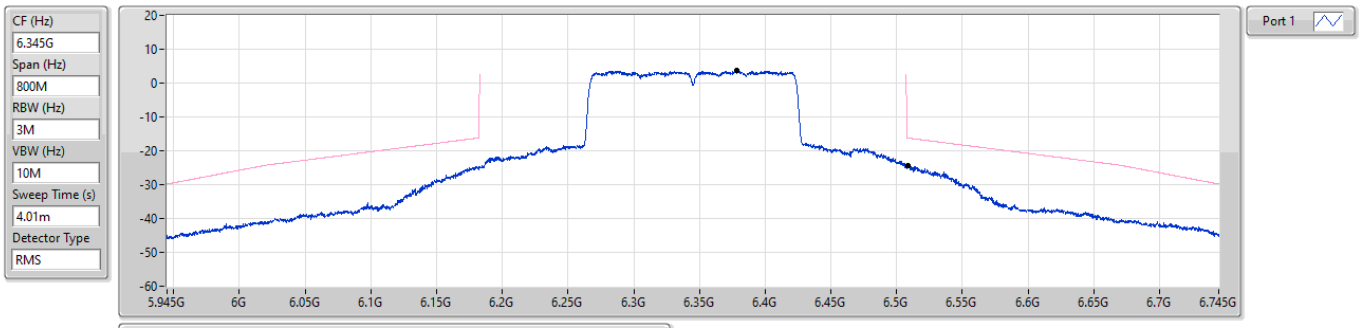

Ref(Hz)	Ref(dBm)	Freq(Hz)	Level(dBm)	Limit(dBm)	Margin(dB)	Port
6.37819G	3.78	6.5086G	-24.44	-16.24	-8.20	1

6.525-6.875GHz_802.11ax HEW160_Nss1,(MCS0)_1TX **MASK**

6665MHz_TX

06/10/2023

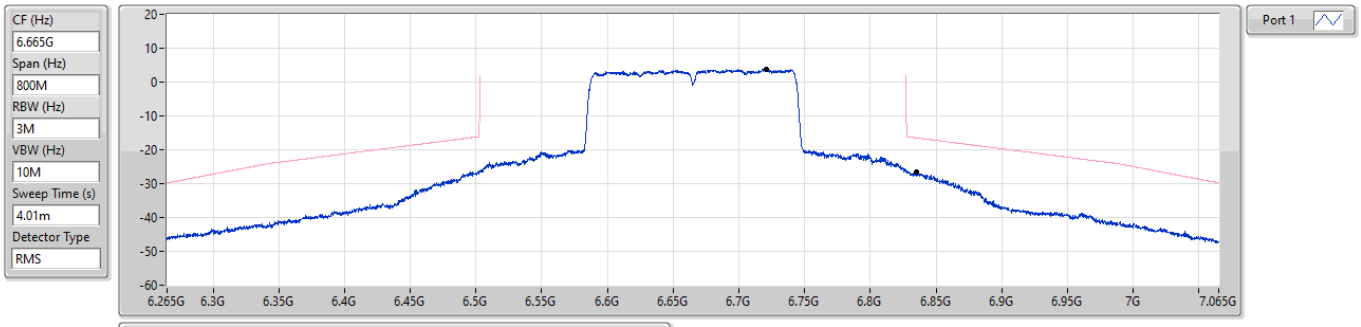

Ref(Hz)	Ref(dBm)	Freq(Hz)	Level(dBm)	Limit(dBm)	Margin(dB)	Port
6.72079G	3.89	6.8352G	-26.54	-16.48	-10.06	1

Summary

Mode	Result	Type	Freq (Hz)	Level (dBuV/m)	Limit (dBuV/m)	Margin (dB)	Dist (m)	Condition	Azimuth (°)	Height (m)
5.925-6.425GHz	-	-	-	-	-	-	-	-	-	-
802.11ax HEW20_Nss1,(MCS0)_2TX	Pass	PK	49.4M	36.81	40.00	-3.19	3	Vertical	0	1.00

Result

Mode	Result	Type	Freq (Hz)	Level (dBuV/m)	Limit (dBuV/m)	Margin (dB)	Dist (m)	Condition	Azimuth (°)	Height (m)
802.11ax HEW20_Nss1,(MCS0)_2TX	-	-	-	-	-	-	-	-	-	-
5955MHz	Pass	PK	49.4M	36.81	40.00	-3.19	3	Vertical	0	1.00
5955MHz	Pass	PK	82.38M	32.40	40.00	-7.60	3	Vertical	0	1.00
5955MHz	Pass	PK	200.72M	27.39	43.50	-16.11	3	Vertical	0	1.00
5955MHz	Pass	PK	346.22M	27.97	46.00	-18.03	3	Vertical	0	1.00
5955MHz	Pass	PK	505.3M	32.84	46.00	-13.16	3	Vertical	0	1.00
5955MHz	Pass	PK	567.38M	33.77	46.00	-12.23	3	Vertical	0	1.00
5955MHz	Pass	PK	47.46M	36.53	40.00	-3.47	3	Horizontal	360	1.00
5955MHz	Pass	PK	109.54M	33.27	43.50	-10.23	3	Horizontal	360	1.00
5955MHz	Pass	PK	169.68M	30.20	43.50	-13.30	3	Horizontal	360	1.00
5955MHz	Pass	PK	212.36M	35.58	43.50	-7.92	3	Horizontal	360	1.00
5955MHz	Pass	PK	423.82M	31.40	46.00	-14.60	3	Horizontal	360	1.00
5955MHz	Pass	PK	507.24M	32.13	46.00	-13.87	3	Horizontal	360	1.00

5.925-6.425GHz_802.11ax HEW20_Nss1,(MCS0)_2TX

5955MHz_PoE

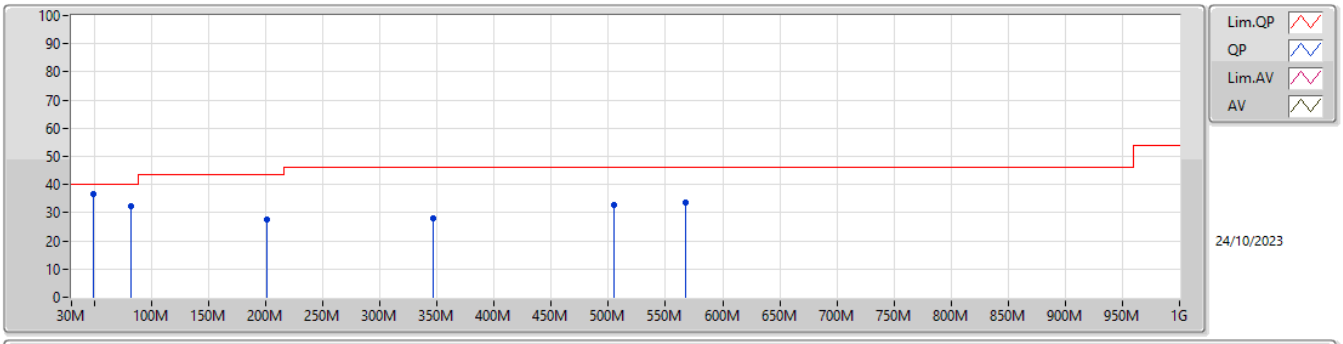

Type	Freq	Level	Limit	Margin	Factor	Dist	Condition	Azimuth	Height	Raw	AF	CL	PA
	(Hz)	(dBuV/m)	(dBuV/m)	(dB)	(dB)	(m)		(°)	(m)	(dBuV)	(dB)	(dB)	(dB)
PK	49.4M	36.81	40.00	-3.19	-28.93	3	Vertical	0	1.00	65.74	14.96	0.47	44.36
PK	82.38M	32.40	40.00	-7.60	-29.70	3	Vertical	0	1.00	62.10	14.14	0.60	44.44
PK	200.72M	27.39	43.50	-16.11	-28.08	3	Vertical	0	1.00	55.47	15.23	0.95	44.26
PK	346.22M	27.97	46.00	-18.03	-22.35	3	Vertical	0	1.00	50.32	20.45	1.23	44.03
PK	505.3M	32.84	46.00	-13.16	-17.96	3	Vertical	0	1.00	50.80	24.30	1.54	43.80
PK	567.38M	33.77	46.00	-12.23	-15.62	3	Vertical	0	1.00	49.39	26.50	1.61	43.73

5.925-6.425GHz_802.11ax HEW20_Nss1,(MCS0)_2TX

5955MHz_PoE

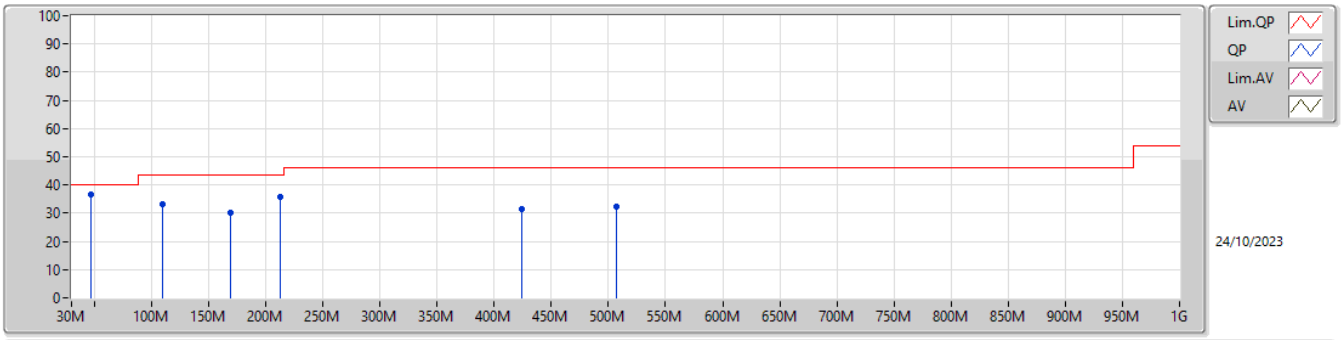

Type	Freq	Level	Limit	Margin	Factor	Dist	Condition	Azimuth	Height	Raw	AF	CL	PA
	(Hz)	(dBuV/m)	(dBuV/m)	(dB)	(dB)	(m)		(°)	(m)	(dBuV)	(dB)	(dB)	(dB)
PK	47.46M	36.53	40.00	-3.47	-27.84	3	Horizontal	360	1.00	64.37	16.06	0.45	44.35
PK	109.54M	33.27	43.50	-10.23	-26.51	3	Horizontal	360	1.00	59.78	17.20	0.69	44.40
PK	169.68M	30.20	43.50	-13.30	-27.68	3	Horizontal	360	1.00	57.88	15.76	0.87	44.31
PK	212.36M	35.58	43.50	-7.92	-28.00	3	Horizontal	360	1.00	63.58	15.26	0.98	44.24
PK	423.82M	31.40	46.00	-14.60	-19.34	3	Horizontal	360	1.00	50.74	23.18	1.38	43.90
PK	507.24M	32.13	46.00	-13.87	-17.96	3	Horizontal	360	1.00	50.09	24.30	1.54	43.80

Summary

Mode	Result	Type	Freq (Hz)	Level (dBuV/m)	Limit (dBuV/m)	Margin (dB)	Dist (m)	Condition	Azimuth (°)	Height (m)
5.925-6.425GHz	-	-	-	-	-	-	-	-	-	-
802.11ax HEW20_Nss1,(MCS0)_2TX	Pass	AV	5.925G	59.23	68.20	-8.97	3	Vertical	71	2.51
802.11ax HEW40_Nss1,(MCS0)_2TX	Pass	AV	5.9233G	67.89	68.20	-0.31	3	Vertical	70	2.29
802.11ax HEW80_Nss1,(MCS0)_2TX	Pass	AV	5.922G	67.51	68.20	-0.69	3	Vertical	227	2.68
802.11ax HEW160_Nss1,(MCS0)_2TX	Pass	AV	5.919G	67.69	68.20	-0.51	3	Vertical	226	2.75
6.525-6.875GHz	-	-	-	-	-	-	-	-	-	-
802.11ax HEW20_Nss1,(MCS0)_2TX	Pass	AV	13.39016G	38.49	54.00	-15.51	3	Vertical	116	2.38
802.11ax HEW40_Nss1,(MCS0)_2TX	Pass	AV	13.37032G	39.66	54.00	-14.34	3	Vertical	20	1.42
802.11ax HEW80_Nss1,(MCS0)_2TX	Pass	AV	13.25005G	39.36	54.00	-14.64	3	Horizontal	193	2.71
802.11ax HEW160_Nss1,(MCS0)_2TX	Pass	AV	13.3297G	40.58	54.00	-13.42	3	Vertical	329	1.90

Result

Mode	Result	Type	Freq (Hz)	Level (dBuV/m)	Limit (dBuV/m)	Margin (dB)	Dist (m)	Condition	Azimuth (°)	Height (m)
802.11ax HEW20_Nss1,(MCS0)_2TX	-	-	-	-	-	-	-	-	-	-
5955MHz	Pass	AV	5.925G	59.23	68.20	-8.97	3	Vertical	71	2.51
5955MHz	Pass	AV	5.958G	106.44	Inf	-Inf	3	Vertical	71	2.51
5955MHz	Pass	PK	5.925G	76.00	88.20	-12.20	3	Vertical	71	2.51
5955MHz	Pass	PK	5.9481G	117.83	Inf	-Inf	3	Vertical	71	2.51
5955MHz	Pass	AV	5.925G	52.32	68.20	-15.88	3	Horizontal	338	3.00
5955MHz	Pass	AV	5.958G	99.67	Inf	-Inf	3	Horizontal	338	3.00
5955MHz	Pass	PK	5.925G	68.81	88.20	-19.39	3	Horizontal	338	3.00
5955MHz	Pass	PK	5.9631G	111.89	Inf	-Inf	3	Horizontal	338	3.00
5955MHz	Pass	AV	11.90969G	37.77	54.00	-16.23	3	Vertical	136	1.99
5955MHz	Pass	PK	11.91024G	50.09	74.00	-23.91	3	Vertical	136	1.99
5955MHz	Pass	AV	11.91018G	37.78	54.00	-16.22	3	Horizontal	195	1.03
5955MHz	Pass	PK	11.91093G	50.09	74.00	-23.91	3	Horizontal	195	1.03
6195MHz	Pass	AV	12.39096G	37.26	54.00	-16.74	3	Vertical	107	1.53
6195MHz	Pass	PK	12.38963G	48.72	74.00	-25.28	3	Vertical	107	1.53
6195MHz	Pass	AV	12.38931G	36.91	54.00	-17.09	3	Horizontal	11	1.27
6195MHz	Pass	PK	12.39001G	48.82	74.00	-25.18	3	Horizontal	11	1.27
6415MHz	Pass	AV	12.82944G	39.20	68.20	-29.00	3	Vertical	354	2.76
6415MHz	Pass	PK	12.82921G	52.01	88.20	-36.19	3	Vertical	354	2.76
6415MHz	Pass	AV	12.83039G	38.92	68.20	-29.28	3	Horizontal	251	1.29
6415MHz	Pass	PK	12.82989G	51.29	88.20	-36.91	3	Horizontal	251	1.29
6535MHz	Pass	AV	13.06906G	38.59	68.20	-29.61	3	Vertical	339	2.86
6535MHz	Pass	PK	13.0709G	51.17	88.20	-37.03	3	Vertical	339	2.86
6535MHz	Pass	AV	13.07015G	38.56	68.20	-29.64	3	Horizontal	16	2.18
6535MHz	Pass	PK	13.07036G	51.19	88.20	-37.01	3	Horizontal	16	2.18
6695MHz	Pass	AV	13.39016G	38.49	54.00	-15.51	3	Vertical	116	2.38
6695MHz	Pass	PK	13.389G	51.20	74.00	-22.80	3	Vertical	116	2.38
6695MHz	Pass	AV	13.39093G	38.46	54.00	-15.54	3	Horizontal	192	2.95
6695MHz	Pass	PK	13.39063G	51.24	74.00	-22.76	3	Horizontal	192	2.95
6855MHz	Pass	AV	13.70962G	38.09	68.20	-30.11	3	Vertical	248	1.91
6855MHz	Pass	PK	13.71016G	50.24	88.20	-37.96	3	Vertical	248	1.91
6855MHz	Pass	AV	13.71059G	38.13	68.20	-30.07	3	Horizontal	270	1.88
6855MHz	Pass	PK	13.70949G	50.18	88.20	-38.02	3	Horizontal	270	1.88
802.11ax HEW40_Nss1,(MCS0)_2TX	-	-	-	-	-	-	-	-	-	-
5965MHz	Pass	AV	5.9233G	67.89	68.20	-0.31	3	Vertical	70	2.29
5965MHz	Pass	AV	5.9707G	104.65	Inf	-Inf	3	Vertical	70	2.29
5965MHz	Pass	PK	5.923G	82.33	88.20	-5.87	3	Vertical	70	2.29
5965MHz	Pass	PK	5.9704G	116.56	Inf	-Inf	3	Vertical	70	2.29
5965MHz	Pass	AV	5.9236G	57.07	68.20	-11.13	3	Horizontal	143	2.16
5965MHz	Pass	AV	5.9707G	94.92	Inf	-Inf	3	Horizontal	143	2.16
5965MHz	Pass	PK	5.9236G	71.28	88.20	-16.92	3	Horizontal	143	2.16
5965MHz	Pass	PK	5.9704G	106.80	Inf	-Inf	3	Horizontal	143	2.16
5965MHz	Pass	AV	11.92976G	38.70	54.00	-15.30	3	Vertical	63	2.74
5965MHz	Pass	PK	11.92944G	50.30	74.00	-23.70	3	Vertical	63	2.74
5965MHz	Pass	AV	11.92947G	38.94	54.00	-15.06	3	Horizontal	176	1.51
5965MHz	Pass	PK	11.92919G	50.42	74.00	-23.58	3	Horizontal	176	1.51
6205MHz	Pass	AV	12.40903G	38.05	54.00	-15.95	3	Vertical	203	1.14
6205MHz	Pass	PK	12.41027G	49.62	74.00	-24.38	3	Vertical	203	1.14
6205MHz	Pass	AV	12.40983G	37.69	54.00	-16.31	3	Horizontal	263	1.30
6205MHz	Pass	PK	12.41033G	49.39	74.00	-24.61	3	Horizontal	263	1.30
6405MHz	Pass	AV	12.81019G	39.75	68.20	-28.45	3	Vertical	94	2.99
6405MHz	Pass	PK	12.80907G	51.39	88.20	-36.81	3	Vertical	94	2.99
6405MHz	Pass	AV	12.80922G	39.76	68.20	-28.44	3	Horizontal	116	1.12
6405MHz	Pass	PK	12.80903G	51.10	88.20	-37.10	3	Horizontal	116	1.12
6565MHz	Pass	AV	13.13001G	39.62	68.20	-28.58	3	Vertical	72	1.44
6565MHz	Pass	PK	13.13079G	51.89	88.20	-36.31	3	Vertical	72	1.44
6565MHz	Pass	AV	13.12988G	39.41	68.20	-28.79	3	Horizontal	183	2.44
6565MHz	Pass	PK	13.13084G	51.10	88.20	-37.10	3	Horizontal	183	2.44
6685MHz	Pass	AV	13.37032G	39.66	54.00	-14.34	3	Vertical	20	1.42
6685MHz	Pass	PK	13.37013G	50.72	74.00	-23.28	3	Vertical	20	1.42
6685MHz	Pass	AV	13.37062G	39.57	54.00	-14.43	3	Horizontal	210	1.49

Mode	Result	Type	Freq (Hz)	Level (dBuV/m)	Limit (dBuV/m)	Margin (dB)	Dist (m)	Condition	Azimuth (°)	Height (m)
6685MHz	Pass	PK	13.37016G	51.86	74.00	-22.14	3	Horizontal	210	1.49
6845MHz	Pass	AV	13.69054G	39.02	68.20	-29.18	3	Vertical	182	2.48
6845MHz	Pass	PK	13.6907G	50.79	88.20	-37.41	3	Vertical	182	2.48
6845MHz	Pass	AV	13.68962G	38.77	68.20	-29.43	3	Horizontal	177	2.72
6845MHz	Pass	PK	13.68926G	51.88	88.20	-36.32	3	Horizontal	177	2.72
802.11ax HEW80_Nss1,(MCS0)_2TX	-	-	-	-	-	-	-	-	-	-
5985MHz	Pass	AV	5.922G	67.51	68.20	-0.69	3	Vertical	227	2.68
5985MHz	Pass	AV	5.997G	100.82	Inf	-Inf	3	Vertical	227	2.68
5985MHz	Pass	PK	5.925G	81.90	88.20	-6.30	3	Vertical	227	2.68
5985MHz	Pass	PK	5.9875G	113.04	Inf	-Inf	3	Vertical	227	2.68
5985MHz	Pass	AV	5.924G	60.77	68.20	-7.43	3	Horizontal	277	2.96
5985MHz	Pass	AV	5.9745G	95.41	Inf	-Inf	3	Horizontal	277	2.96
5985MHz	Pass	PK	5.921G	75.29	88.20	-12.91	3	Horizontal	277	2.96
5985MHz	Pass	PK	6.0015G	107.26	Inf	-Inf	3	Horizontal	277	2.96
5985MHz	Pass	AV	11.9698G	38.77	54.00	-15.23	3	Vertical	274	2.35
5985MHz	Pass	PK	11.96988G	50.39	74.00	-23.61	3	Vertical	274	2.35
5985MHz	Pass	AV	11.97082G	38.83	54.00	-15.17	3	Horizontal	285	2.89
5985MHz	Pass	PK	11.97032G	50.91	74.00	-23.09	3	Horizontal	285	2.89
6225MHz	Pass	AV	12.45044G	38.19	54.00	-15.81	3	Vertical	245	1.29
6225MHz	Pass	PK	12.44982G	50.00	74.00	-24.00	3	Vertical	245	1.29
6225MHz	Pass	AV	12.45023G	38.60	54.00	-15.40	3	Horizontal	256	2.09
6225MHz	Pass	PK	12.45039G	49.22	74.00	-24.78	3	Horizontal	256	2.09
6385MHz	Pass	AV	12.7704G	39.44	68.20	-28.76	3	Vertical	72	2.18
6385MHz	Pass	PK	12.76922G	50.90	88.20	-37.30	3	Vertical	72	2.18
6385MHz	Pass	AV	12.77099G	39.55	68.20	-28.65	3	Horizontal	331	1.17
6385MHz	Pass	PK	12.76902G	51.01	88.20	-37.19	3	Horizontal	331	1.17
6625MHz	Pass	AV	13.25036G	39.07	54.00	-14.93	3	Vertical	354	2.36
6625MHz	Pass	PK	13.25044G	51.37	74.00	-22.63	3	Vertical	354	2.36
6625MHz	Pass	AV	13.25005G	39.36	54.00	-14.64	3	Horizontal	193	2.71
6625MHz	Pass	PK	13.25009G	51.21	74.00	-22.79	3	Horizontal	193	2.71
6705MHz	Pass	AV	13.41073G	39.69	68.20	-28.51	3	Vertical	111	1.98
6705MHz	Pass	PK	13.41002G	51.71	88.20	-36.49	3	Vertical	111	1.98
6705MHz	Pass	AV	13.40998G	39.82	68.20	-28.38	3	Horizontal	32	2.29
6705MHz	Pass	PK	13.40922G	51.27	88.20	-36.93	3	Horizontal	32	2.29
6785MHz	Pass	AV	13.57057G	39.30	68.20	-28.90	3	Vertical	48	2.52
6785MHz	Pass	PK	13.56996G	50.65	88.20	-37.55	3	Vertical	48	2.52
6785MHz	Pass	AV	13.57023G	39.56	68.20	-28.64	3	Horizontal	174	2.46
6785MHz	Pass	PK	13.57082G	50.52	88.20	-37.68	3	Horizontal	174	2.46
802.11ax HEW160_Nss1,(MCS0)_2TX	-	-	-	-	-	-	-	-	-	-
6025MHz	Pass	AV	5.919G	67.69	68.20	-0.51	3	Vertical	226	2.75
6025MHz	Pass	AV	6.047G	98.27	Inf	-Inf	3	Vertical	226	2.75
6025MHz	Pass	PK	5.914G	83.47	88.20	-4.73	3	Vertical	226	2.75
6025MHz	Pass	PK	6.0575G	109.20	Inf	-Inf	3	Vertical	226	2.75
6025MHz	Pass	AV	5.92G	55.92	68.20	-12.28	3	Horizontal	12	2.48
6025MHz	Pass	AV	6.1005G	90.99	Inf	-Inf	3	Horizontal	12	2.48
6025MHz	Pass	PK	5.9205G	70.05	88.20	-18.15	3	Horizontal	12	2.48
6025MHz	Pass	PK	6.06G	100.97	Inf	-Inf	3	Horizontal	12	2.48
6025MHz	Pass	AV	12.05G	39.97	54.00	-14.03	3	Vertical	104	1.42
6025MHz	Pass	PK	12.04907G	50.61	74.00	-23.39	3	Vertical	104	1.42
6025MHz	Pass	AV	12.05071G	39.87	54.00	-14.13	3	Horizontal	349	2.41
6025MHz	Pass	PK	12.05051G	50.16	74.00	-23.84	3	Horizontal	349	2.41
6185MHz	Pass	AV	12.3702G	39.19	54.00	-14.81	3	Vertical	286	1.75
6185MHz	Pass	PK	12.36958G	49.64	74.00	-24.36	3	Vertical	286	1.75
6185MHz	Pass	AV	12.36989G	39.49	54.00	-14.51	3	Horizontal	32	1.14
6185MHz	Pass	PK	12.36916G	49.72	74.00	-24.28	3	Horizontal	32	1.14
6345MHz	Pass	AV	12.68976G	40.44	54.00	-13.56	3	Vertical	125	2.05
6345MHz	Pass	PK	12.68999G	51.10	74.00	-22.90	3	Vertical	125	2.05
6345MHz	Pass	AV	12.69073G	40.86	54.00	-13.14	3	Horizontal	184	1.82
6345MHz	Pass	PK	12.68955G	50.90	74.00	-23.10	3	Horizontal	184	1.82
6665MHz	Pass	AV	13.3297G	40.58	54.00	-13.42	3	Vertical	329	1.90
6665MHz	Pass	PK	13.32974G	51.38	74.00	-22.62	3	Vertical	329	1.90
6665MHz	Pass	AV	13.32936G	40.40	54.00	-13.60	3	Horizontal	185	2.63

Mode	Result	Type	Freq (Hz)	Level (dBuV/m)	Limit (dBuV/m)	Margin (dB)	Dist (m)	Condition	Azimuth (°)	Height (m)
6665MHz	Pass	PK	13.32918G	50.69	74.00	-23.31	3	Horizontal	185	2.63

5.925-6.425GHz_802.11ax HEW20_Nss1,(MCS0)_2TX

5955MHz_TX

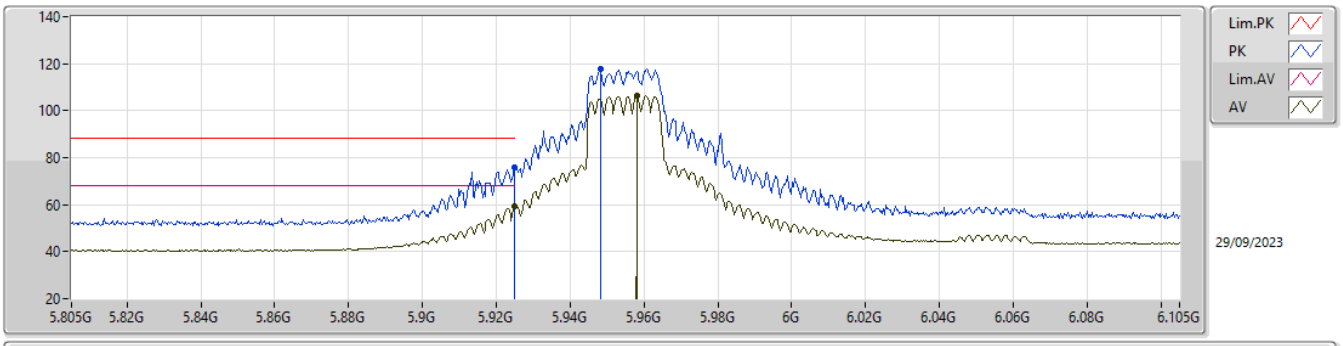

Type	Freq	Level	Limit	Margin	Factor	Dist	Condition	Azimuth	Height	Raw	AF	CL	PA
	(Hz)	(dBuV/m)	(dBuV/m)	(dB)	(dB)	(m)		(°)	(m)	(dBuV)	(dB)	(dB)	(dB)
AV	5.925G	59.23	68.20	-8.97	-4.03	3	Vertical	71	2.51	63.26	34.60	5.54	44.17
AV	5.958G	106.44	Inf	-Inf	-4.01	3	Vertical	71	2.51	110.45	34.60	5.56	44.17
PK	5.925G	76.00	88.20	-12.20	-4.03	3	Vertical	71	2.51	80.03	34.60	5.54	44.17
PK	5.9481G	117.83	Inf	-Inf	-4.02	3	Vertical	71	2.51	121.85	34.60	5.55	44.17

5.925-6.425GHz_802.11ax HEW20_Nss1,(MCS0)_2TX

5955MHz_TX

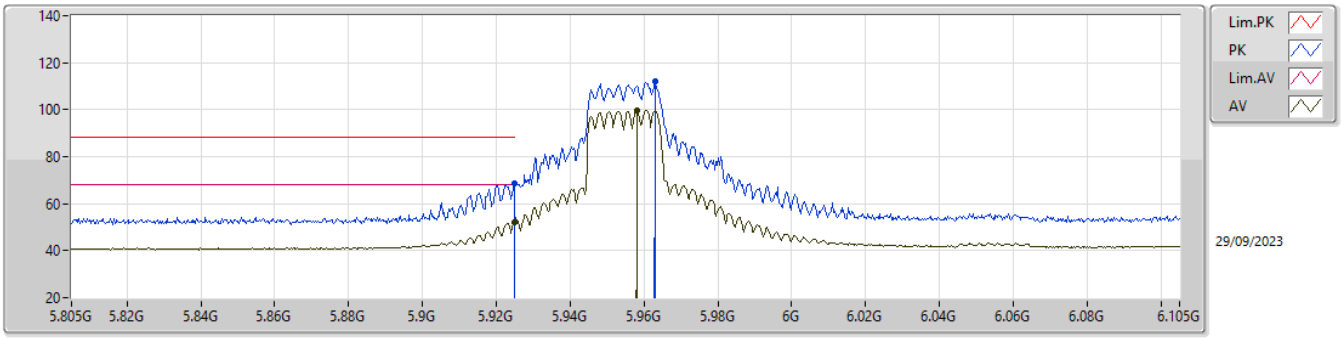

Type	Freq	Level	Limit	Margin	Factor	Dist	Condition	Azimuth	Height	Raw	AF	CL	PA
	(Hz)	(dBuV/m)	(dBuV/m)	(dB)	(dB)	(m)		(°)	(m)	(dBuV)	(dB)	(dB)	(dB)
AV	5.925G	52.32	68.20	-15.88	-4.03	3	Horizontal	338	3.00	56.35	34.60	5.54	44.17
AV	5.958G	99.67	Inf	-Inf	-4.01	3	Horizontal	338	3.00	103.68	34.60	5.56	44.17
PK	5.925G	68.81	88.20	-19.39	-4.03	3	Horizontal	338	3.00	72.84	34.60	5.54	44.17
PK	5.9631G	111.89	Inf	-Inf	-4.02	3	Horizontal	338	3.00	115.91	34.60	5.56	44.18

5.925-6.425GHz_802.11ax HEW20_Nss1,(MCS0)_2TX

5955MHz_TX

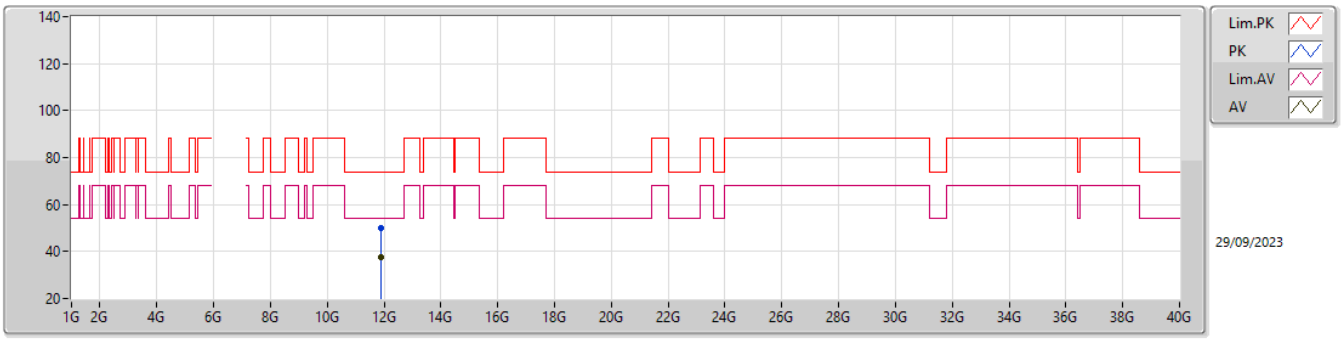

Type	Freq	Level	Limit	Margin	Factor	Dist	Condition	Azimuth	Height	Raw	AF	CL	PA
	(Hz)	(dBuV/m)	(dBuV/m)	(dB)	(dB)	(m)		(°)	(m)	(dBuV)	(dB)	(dB)	(dB)
AV	11.90969G	37.77	54.00	-16.23	5.47	3	Vertical	136	1.99	32.30	39.02	8.54	42.09
PK	11.91024G	50.09	74.00	-23.91	5.47	3	Vertical	136	1.99	44.62	39.02	8.54	42.09

5.925-6.425GHz_802.11ax HEW20_Nss1,(MCS0)_2TX

5955MHz_TX

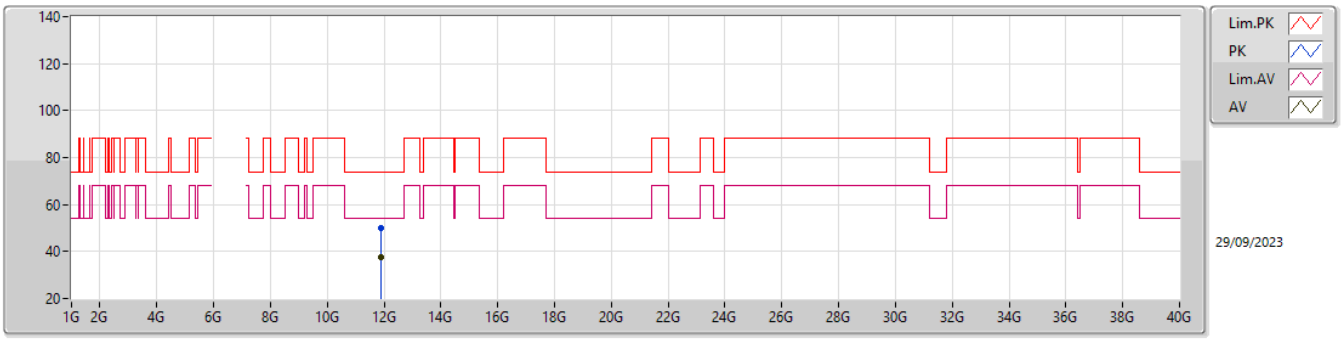

Type	Freq	Level	Limit	Margin	Factor	Dist	Condition	Azimuth	Height	Raw	AF	CL	PA
	(Hz)	(dBuV/m)	(dBuV/m)	(dB)	(dB)	(m)		(°)	(m)	(dBuV)	(dB)	(dB)	(dB)
AV	11.91018G	37.78	54.00	-16.22	5.47	3	Horizontal	195	1.03	32.31	39.02	8.54	42.09
PK	11.91093G	50.09	74.00	-23.91	5.47	3	Horizontal	195	1.03	44.62	39.02	8.54	42.09

5.925-6.425GHz_802.11ax HEW20_Nss1,(MCS0)_2TX

6195MHz_TX

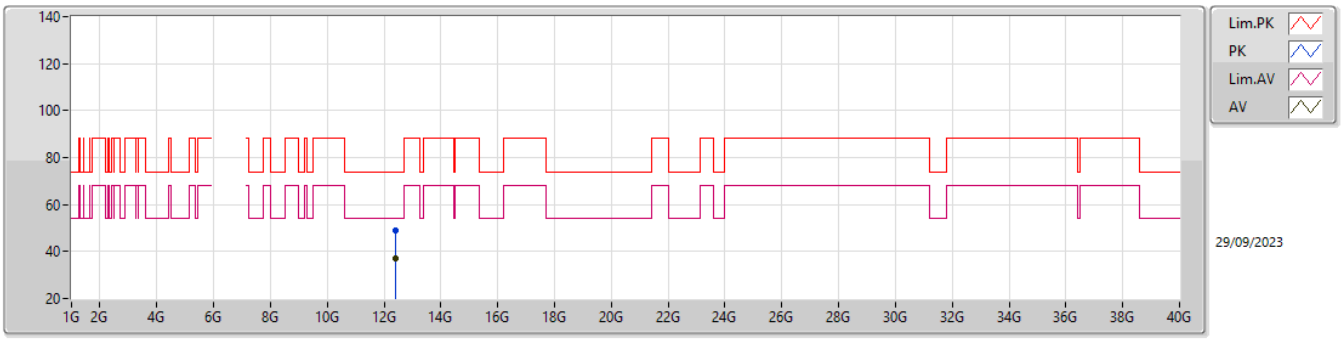

Type	Freq	Level	Limit	Margin	Factor	Dist	Condition	Azimuth	Height	Raw	AF	CL	PA
	(Hz)	(dBuV/m)	(dBuV/m)	(dB)	(dB)	(m)		(°)	(m)	(dBuV)	(dB)	(dB)	(dB)
AV	12.39096G	37.26	54.00	-16.74	5.74	3	Vertical	107	1.53	31.52	39.04	8.70	42.00
PK	12.38963G	48.72	74.00	-25.28	5.73	3	Vertical	107	1.53	42.99	39.04	8.69	42.00

5.925-6.425GHz_802.11ax HEW20_Nss1,(MCS0)_2TX

6195MHz_TX

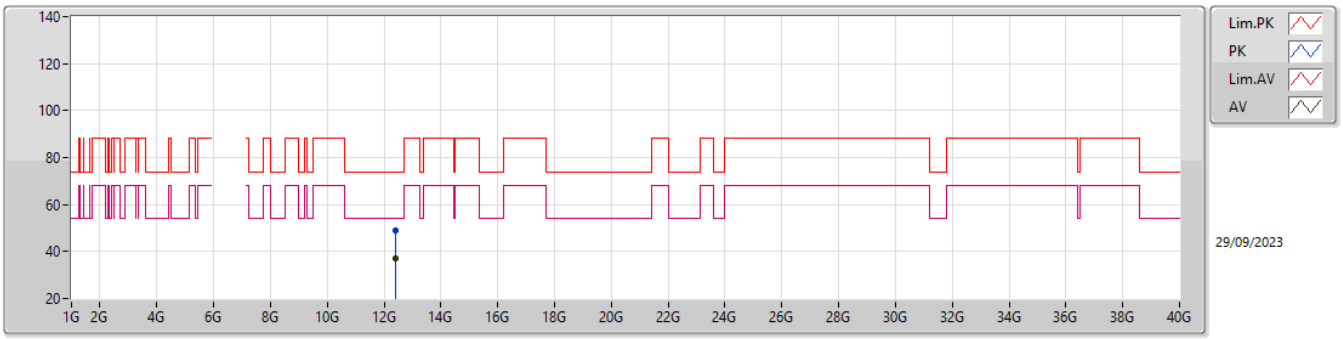

Type	Freq	Level	Limit	Margin	Factor	Dist	Condition	Azimuth	Height	Raw	AF	CL	PA
	(Hz)	(dBuV/m)	(dBuV/m)	(dB)	(dB)	(m)		(°)	(m)	(dBuV)	(dB)	(dB)	(dB)
AV	12.38931G	36.91	54.00	-17.09	5.73	3	Horizontal	11	1.27	31.18	39.04	8.69	42.00
PK	12.39001G	48.82	74.00	-25.18	5.73	3	Horizontal	11	1.27	43.09	39.04	8.69	42.00

5.925-6.425GHz_802.11ax HEW20_Nss1,(MCS0)_2TX

6415MHz_TX

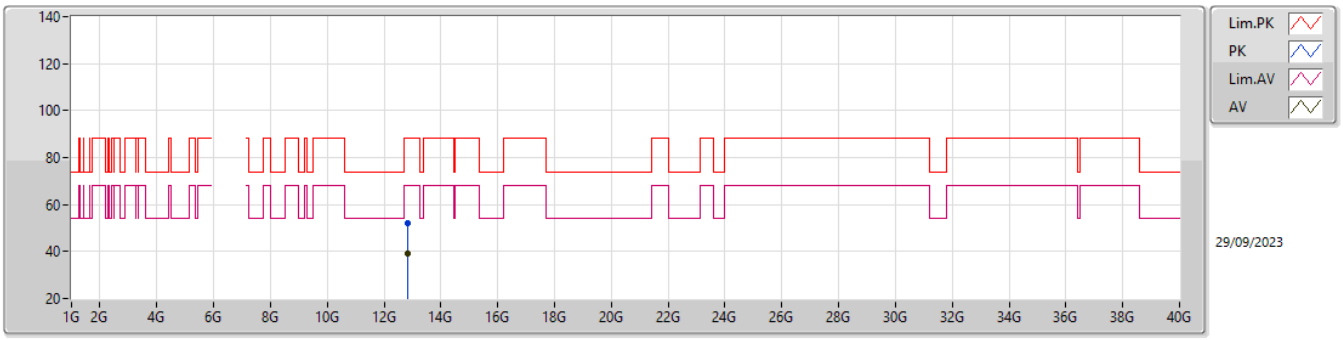

Type	Freq	Level	Limit	Margin	Factor	Dist	Condition	Azimuth	Height	Raw	AF	CL	PA
	(Hz)	(dBuV/m)	(dBuV/m)	(dB)	(dB)	(m)		(°)	(m)	(dBuV)	(dB)	(dB)	(dB)
AV	12.82944G	39.20	68.20	-29.00	6.62	3	Vertical	354	2.76	32.58	39.88	8.84	42.10
PK	12.82921G	52.01	88.20	-36.19	6.62	3	Vertical	354	2.76	45.39	39.88	8.84	42.10

5.925-6.425GHz_802.11ax HEW20_Nss1,(MCS0)_2TX

6415MHz_TX

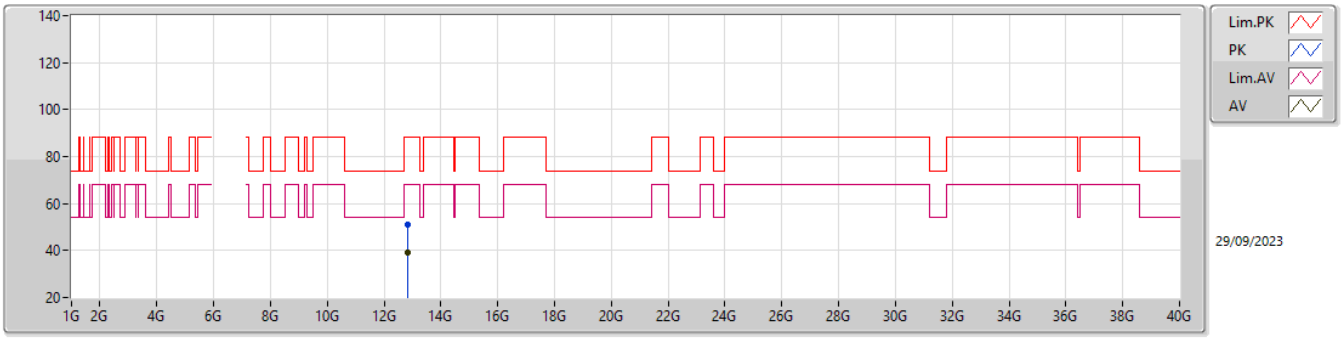

Type	Freq	Level	Limit	Margin	Factor	Dist	Condition	Azimuth	Height	Raw	AF	CL	PA
	(Hz)	(dBuV/m)	(dBuV/m)	(dB)	(dB)	(m)		(°)	(m)	(dBuV)	(dB)	(dB)	(dB)
AV	12.83039G	38.92	68.20	-29.28	6.61	3	Horizontal	251	1.29	32.31	39.88	8.84	42.11
PK	12.82989G	51.29	88.20	-36.91	6.61	3	Horizontal	251	1.29	44.68	39.88	8.84	42.11