FCC Test Report

FCC ID	:	**2AHGTA30103A**
Equipment	:	**Mevo Start**
Brand Name	:	**Mevo**
Model Name	:	**A30103A**
Applicant	:	**Mevo, Inc 19 Morris Ave. BLDG 128 Brooklyn, NY 11205 United States Of America**
Manufacturer	:	**Chicony Electronics Co.,Ltd. No.69, Sec. 2, Guangfu Rd., Sanchong Dist. New Taipei City 241 Taiwan**
Standard	:	**47 CFR FCC Part 15.407**

The product was received on Dec. 13, 2019, and testing was started from Dec. 17, 2019 and completed on Jan. 16, 2020. We, SPORTON INTERNATIONAL INC. EMC & Wireless Communications Laboratory, would like to declare that the tested sample has been evaluated in accordance with the procedures given in ANSI C63.10-2013 and shown compliance with the applicable technical standards.

The report must not be used by the client to claim product certification, approval, or endorsement by TAF or any agency of government.

The test results in this report apply exclusively to the tested model / sample. Without written approval of SPORTON INTERNATIONAL INC. EMC & Wireless Communications Laboratory, the test report shall not be reproduced except in full.

Approved by: Allen Lin

SPORTON INTERNATIONAL INC. EMC & Wireless Communications Laboratory

No. 52, Huaya 1st Rd., Guishan Dist., Taoyuan City, Taiwan (R.O.C.)

Table of Contents

HISTORY OF THIS TEST REPORT 3

SUMMARY OF TEST RESULT 4

1 GENERAL DESCRIPTION 5

1.1 Information 5
1.2 Testing Applied Standards 8
1.3 Testing Location Information 8
1.4 Measurement Uncertainty 9

2 TEST CONFIGURATION OF EUT 10

2.1 Test Condition 10
2.2 Test Channel Mode 10
2.3 The Worst Case Measurement Configuration 11
2.4 Accessories and Support Equipment 12
2.5 Test Setup Diagram 13

3 TRANSMITTER TEST RESULT 16

3.1 AC Power-line Conducted Emissions 16
3.2 Emission Bandwidth 18
3.3 Maximum Conducted Output Power 19
3.4 Peak Power Spectral Density 21
3.5 Unwanted Emissions 23

4 TEST EQUIPMENT AND CALIBRATION DATA 28

APPENDIX A. TEST RESULTS OF AC POWER-LINE CONDUCTED EMISSIONS

APPENDIX B. TEST RESULTS OF EMISSION BANDWIDTH

APPENDIX C. TEST RESULTS OF MAXIMUM CONDUCTED OUTPUT POWER

APPENDIX D. TEST RESULTS OF PEAK POWER SPECTRAL DENSITY

APPENDIX E. TEST RESULTS OF UNWANTED EMISSIONS

APPENDIX F. TEST PHOTOS

PHOTOGRAPHS OF EUT V01

History of this test report

Report No.	Version	Description	Issued Date
FR9D1219AN	01	Initial issue of report	Jan. 31, 2020

Summary of Test Result

Report Clause	Ref. Std. Clause	Test Items	Result (PASS/FAIL)	Remark
1.1.2	15.203	Antenna Requirement	PASS	-
3.1	15.207	AC Power-line Conducted Emissions	PASS	-
3.2	15.407(a)	Emission Bandwidth	PASS	-
3.3	15.407(a)	Maximum Conducted Output Power	PASS	-
3.4	15.407(a)	Peak Power Spectral Density	PASS	-
3.5	15.407(b)	Unwanted Emissions	PASS	-

Declaration of Conformity:
The test results with all measurement uncertainty excluded are presented in accordance with the regulation limits or requirements declared by manufacturers.
Comments and explanations:
None

Reviewed by: Jackson Tsai

Report Producer: Kate Lo

1 General Description

1.1 Information

1.1.1 RF General Information

Frequency Range (MHz)	IEEE Std. 802.11	Ch. Frequency (MHz)	Channel Number
5150-5250	a, n (HT20), ac (VHT20)	5180-5240	36-48 [4]
5725-5850		5745-5825	149-165 [5]
5150-5250	n (HT40), ac (VHT40)	5190-5230	38-46 [2]
5725-5850		5755-5795	151-159 [2]
5150-5250	ac (VHT80)	5210	42 [1]
5725-5850		5775	155 [1]

Band	Mode	BWch (MHz)	Nant
5.15-5.25GHz	802.11a	20	2TX
5.725-5.85GHz	802.11a	20	2TX
5.15-5.25GHz	802.11ac VHT20	20	2TX
5.725-5.85GHz	802.11ac VHT20	20	2TX
5.15-5.25GHz	802.11ac VHT40	40	2TX
5.725-5.85GHz	802.11ac VHT40	40	2TX
5.15-5.25GHz	802.11ac VHT80	80	2TX
5.725-5.85GHz	802.11ac VHT80	80	2TX

Note:
- 11a, HT20 and HT40 use a combination of OFDM-BPSK, QPSK, 16QAM, 64QAM modulation.
- VHT20, VHT40, VHT80 use a combination of OFDM-BPSK, QPSK, 16QAM, 64QAM, 256QAM modulation.
- BWch is the nominal channel bandwidth.

1.1.2 Antenna Information

Ant.	Brand	Part Number	Antenna Type	Connector
1	WIESON	GY196HT337-020	PCB Antenna	I-PEX
2	WIESON	GY196HT337-019	PCB Antenna	I-PEX

Ant.	Port	Gain (dBi)										
		2.4G(MHz)			5G(MHz)					BT(MHz)		
		2400	2450	2500	5150	5250	5725	5785	5850	2400	2450	2500
1	1	-0.71	0.94	0.74	1.18	1.19	2.13	1.18	1.15	-0.71	0.94	0.74
2	2	1.21	1.26	1.59	2.18	2.18	1.11	1.29	1.63	-	-	-

Note 1: The EUT has two antennas.

Note 2: Higher gain was used to perform the worst configuration and result of that was recorded as the final test result.

For 2.4GHz function:

For IEEE 802.11 b/g/n mode (2TX/2RX)

Ant. 1 (port 1) and Ant. 2 (port 2) could transmit/receive simultaneously.

For BT function:

For IEEE 802.15.1 Bluetooth mode (1TX/1RX)

Ant. 1 (port 1) could transmit/receive.

For 5GHz function:

For IEEE 802.11 a/n/ac mode (2TX/2RX)

Ant. 1 (port 1) and Ant. 2 (port 2) could transmit/receive simultaneously.

1.1.3 EUT Information

Operational Condition				
EUT Power Type	From AC Adapter / From host system(NB)			
EUT Function	☐	Outdoor AP	☒	Indoor AP
	☐	Fixed P2P AP	☒	Indoor Client
Beamforming Function	☐	With beamforming	☒	Without beamforming

Type of EUT		
☒	Stand-alone	
☐	Combined (EUT where the radio part is fully integrated within another device)	
	Combined Equipment - Brand Name / Model No.:	…
☐	Plug-in radio (EUT intended for a variety of host systems)	
	Host System - Brand Name / Model No.:	…
☐	Other:	

1.1.4 Mode Test Duty Cycle

Mode	DC	DCF(dB)	T(s)	VBW(Hz) ≥ 1/T
802.11a	0.99	0.04	n/a (DC>=0.98)	n/a (DC>=0.98)
802.11ac VHT20	0.99	0.04	n/a (DC>=0.98)	n/a (DC>=0.98)
802.11ac VHT40	0.981	0.08	n/a (DC>=0.98)	n/a (DC>=0.98)
802.11ac VHT80	0.959	0.18	460.313u	3k

Note. If DC < 0.98, the DCF was added while measuring Output power and PSD.

1.2 Testing Applied Standards

According to the specifications of the manufacturer, the EUT must comply with the requirements of the following standards:

- 47 CFR FCC Part 15
- ANSI C63.10-2013
- KDB 789033 D02 v02r01
- KDB 662911 D01 v02r01
- KDB 414788 D01 v01r01

1.3 Testing Location Information

Testing Location						
☒	HWA YA	ADD	:	No. 52, Huaya 1st Rd., Guishan Dist., Taoyuan City, Taiwan (R.O.C.)		
		TEL	:	886-3-327-3456	FAX :	886-3-327-0973
Test site Designation No. TW1190 with FCC.						
☐	JHUBEI	ADD	:	No.8, Ln. 724, Bo'ai St., Zhubei City, Hsinchu County, Taiwan (R.O.C.)		
		TEL	:	886-3-656-9065	FAX :	886-3-656-9085
Test site Designation No. TW0006 with FCC.						
☒	Wen Shan	ADD	:	No.14-1, Ln. 19, Wen 33rd St., Guishan Dist., Taoyuan City 333, Taiwan (R.O.C.)		
		TEL	:	886-3-318-0787	FAX :	886-3-318-0287
Test site Designation No. TW1097 with FCC.						

Test Condition	Test Site No.	Test Engineer	Test Environment	Test Date
AC Conduction	CO04-HY	David	21.2~22.5°C / 59.2~66.4%	19/Dec/2019~ 16/Jan/2020
RF Conducted	TH06-HY	Gary	23.5~26.6°C / 65~69%	19/Dec/2019~ 13/Jan/2020
Radiated	03CH09-HY	Ryan	21.1~24.3°C / 52~60%	17/Dec/2019~ 15/Jan/2020

1.4 Measurement Uncertainty

ISO/IEC 17025 requires that an estimate of the measurement uncertainties associated with the emissions test results be included in the report. The measurement uncertainties given below are based on a 95% confidence level (based on a coverage factor (k=2)

Test Items	Uncertainty	Remark
Conducted Emission (150kHz ~ 30MHz)	3.54 dB	Confidence levels of 95%
Radiated Emission (9kHz ~ 30MHz)	1.6 dB	Confidence levels of 95%
Radiated Emission (30MHz ~ 1,000MHz)	4.3 dB	Confidence levels of 95%
Radiated Emission (1GHz ~ 18GHz)	3.9 dB	Confidence levels of 95%
Radiated Emission (18GHz ~ 40GHz)	3.5 dB	Confidence levels of 95%
Conducted Emission	1.3 dB	Confidence levels of 95%
Temperature	0.7 °C	Confidence levels of 95%
Humidity	4 %	Confidence levels of 95%

2 Test Configuration of EUT

2.1 Test Condition

Condition Item	Abbreviation/Remark	Remark
TnomVnom	Tnom	20°C
	Vnom	120V

2.2 Test Channel Mode

Test Software	DoS

Mode	Power Setting
802.11a_Nss1,(6Mbps)_2TX	-
5180MHz	70
5200MHz	88
5240MHz	75
5745MHz	88
5785MHz	88
5825MHz	88
802.11ac VHT20_Nss1,(MCS0)_2TX	-
5180MHz	70
5200MHz	88
5240MHz	88
5745MHz	88
5785MHz	88
5825MHz	88
802.11ac VHT40_Nss1,(MCS0)_2TX	-
5190MHz	56
5230MHz	88
5755MHz	88
5795MHz	88
802.11ac VHT80_Nss1,(MCS0)_2TX	-
5210MHz	56
5775MHz	88

2.3 The Worst Case Measurement Configuration

The Worst Case Mode for Following Conformance Tests	
Tests Item	AC power-line conducted emissions
Condition	AC power-line conducted measurement for line and neutral
Operating Mode	CTX
1	Adapter mode
2	USB mode

The Worst Case Mode for Following Conformance Tests	
Tests Item	Emission Bandwidth Maximum Conducted Output Power Peak Power Spectral Density
Test Condition	Conducted measurement at transmit chains

The Worst Case Mode for Following Conformance Tests			
Tests Item	Unwanted Emissions		
Test Condition	Radiated measurement If EUT consist of multiple antenna assembly (multiple antenna are used in EUT regardless of spatial multiplexing MIMO configuration), the radiated test should be performed with highest antenna gain of each antenna type.		
Operating Mode < 1GHz	CTX		
1	Adapter mode		
2	USB mode		
Operating Mode > 1GHz	CTX		
Orthogonal Planes of EUT	**X Plane**	**Y Plane**	**Z Plane**
Worst Planes of EUT		V	

2.4 Accessories and Support Equipment

Accessories				
USB Cable	**Brand Name**	-	**Model Name**	-
	Power Cord	2.0 meter, shielded cable, w/o ferrite core		

Reminder: Regarding to more detail and other information, please refer to user manual.

Support Equipment – AC Conduction				
No.	**Equipment**	**Brand Name**	**Model Name**	**FCC ID**
1	AC Power Cable	Power sync	TPCMRN0018	-
2	Adapter	DELL	AA90PM111	-
3	Notebook	DELL	PP13S	-
4	AC adapter	Mevo	A18001A	-

Note: Support equipment No.4 was provided by customer.

Support Equipment – RF Conducted				
No.	**Equipment**	**Brand Name**	**Model Name**	**FCC ID**
1	Notebook	DELL	E5410	DoC
2	Adapter for NB	DELL	HA65NM130	DoC

Support Equipment – Radiated Emission				
No.	**Equipment**	**Brand Name**	**Model Name**	**FCC ID**
1	AC adapter	Mevo	A18001A	-
2	Notebook	DELL	E4300	-
3	AC adapter for NB	DELL	LA90PS0-00	-
4	AC Power Cable	Power sync	TPCMRN0018	-

Note: Support equipment No.1 was provided by customer.

2.5 Test Setup Diagram

Test Setup Diagram – AC Line Conducted Emission Test_Mode 1

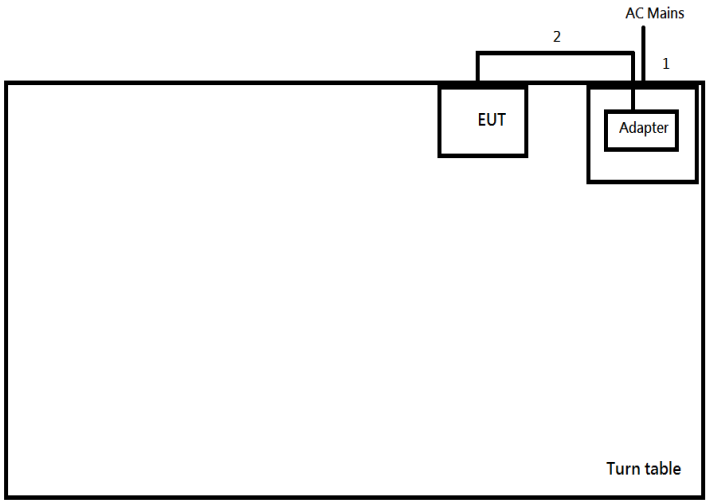

Item	Connection	Shielded	Length(m)	Remark
1	AC Power Cable	No	1.8	-
2	USB Cable	Yes	2	-

Test Setup Diagram – AC Line Conducted Emission Test_Mode 2

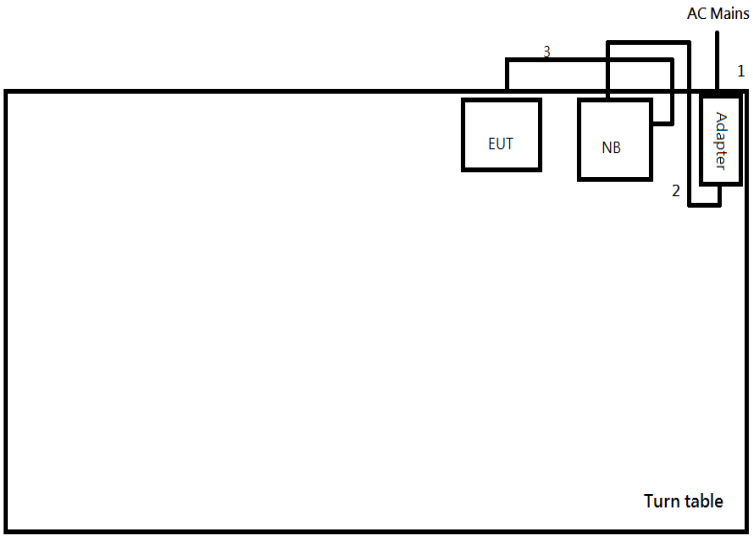

Item	Connection	Shielded	Length(m)	Remark
1	AC Power Cable	No	1.8	-
2	DC Power Cable	No	1.5	-
3	USB Cable	Yes	2	-

Test Setup Diagram - Radiated Test < 1GHz_Mode 1

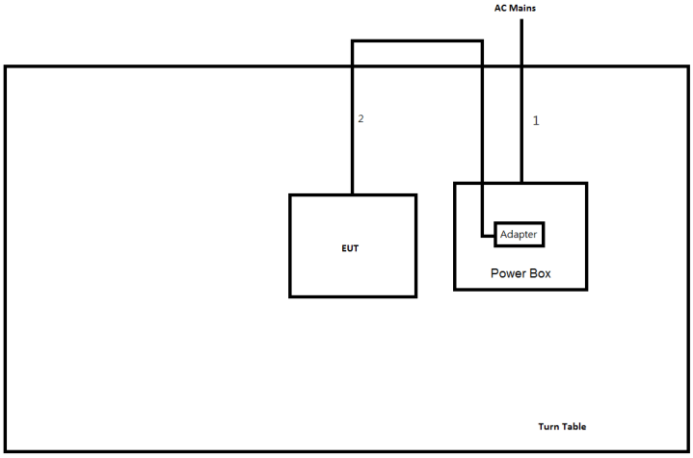

Item	Connection	Shielded	Length(m)	Remark
1	AC Power line	No	1.8	-
2	USB cable	Yes	2	-

Test Setup Diagram - Radiated Test < 1GHz_ Mode 2

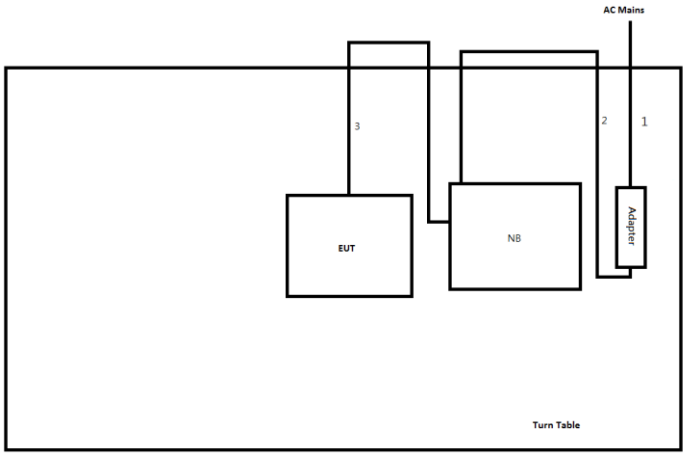

Item	Connection	Shielded	Length(m)	Remark
1	AC Power line	No	1.8	-
2	DC Power line	No	1.5	-
3	USB cable	Yes	2	-

Test Setup Diagram - Radiated Test > 1GHz_Mode 1

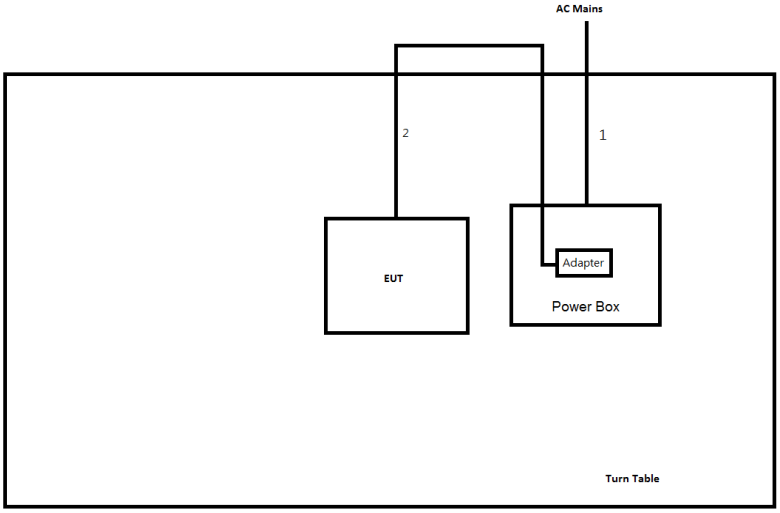

Item	Connection	Shielded	Length(m)	Remark
1	AC Power line	No	1.8	-
2	USB cable	Yes	2	-

3 Transmitter Test Result

3.1 AC Power-line Conducted Emissions

3.1.1 AC Power-line Conducted Emissions Limit

AC Power-line Conducted Emissions Limit		
Frequency Emission (MHz)	**Quasi-Peak**	**Average**
0.15-0.5	66 - 56 *	56 - 46 *
0.5-5	56	46
5-30	60	50
Note 1: * Decreases with the logarithm of the frequency.		

3.1.2 Measuring Instruments

Refer a test equipment and calibration data table in this test report.

3.1.3 Test Procedures

Test Method
☒ Refer as ANSI C63.10-2013, clause 6.2 for AC power-line conducted emissions.

3.1.4 Test Setup

AC Power-line Conducted Emissions

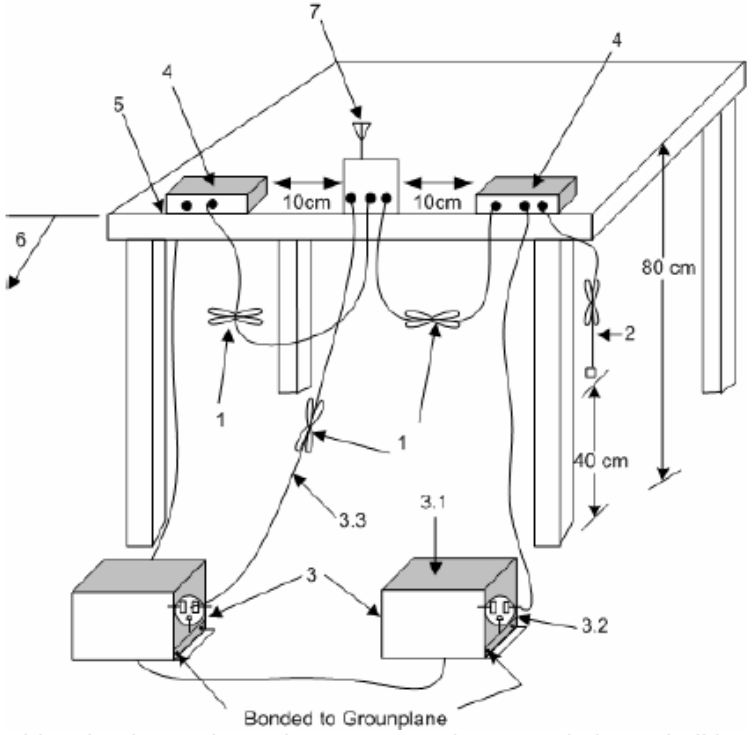

1—Interconnecting cables that hang closer than 40 cm to the ground plane shall be folded back and forth in the center forming a bundle 30 cm to 40 cm long.
2—The I/O cables that are not connected to an accessory shall be bundled in the center. The end of the cable may be terminated, if required, using the correct terminating impedance. The overall length shall not exceed 1 m.
3—EUT connected to one LISN. Unused LISN measuring port connectors shall be terminated in 50Ω loads. LISN may be placed on top of, or immediately beneath, reference ground plane.
3.1—All other equipment powered from additional LISN(s).
3.2—A multiple-outlet strip may be used for multiple power cords of non-EUT equipment.
3.3—LISN at least 80 cm from nearest part of EUT chassis.
4—Non-EUT components of EUT system being tested.
5—Rear of EUT, including peripherals, shall all be aligned and flush with edge of tabletop.
6—Edge of tabletop shall be 40 cm removed from a vertical conducting plane that is bonded to the ground plane.
7—Antenna can be integral or detachable. If detachable, then the antenna shall be attached for this test.

3.1.5 Test Result of AC Power-line Conducted Emissions

Refer as Appendix A

3.2 Emission Bandwidth

3.2.1 Emission Bandwidth Limit

Emission Bandwidth Limit	
UNII Devices	
☒	For the 5.15-5.25 GHz band, N/A
☐	For the 5.25-5.35 GHz band, N/A
☐	For the 5.47-5.725 GHz band, N/A
☒	For the 5.725-5.85 GHz band, 6 dB emission bandwidth ≥ 500kHz.

3.2.2 Measuring Instruments

Refer a test equipment and calibration data table in this test report.

3.2.3 Test Procedures

Test Method		
▪	For the emission bandwidth shall be measured using one of the options below:	
	☒	Refer as KDB 789033, clause C for EBW and clause D for OBW measurement.
	☐	Refer as ANSI C63.10, clause 6.9.3 for occupied bandwidth testing.
	☐	Refer as IC RSS-Gen, clause 6.7 for bandwidth testing.

3.2.4 Test Setup

Emission Bandwidth



3.2.5 Test Result of Emission Bandwidth

Refer as Appendix B

3.3 Maximum Conducted Output Power

3.3.1 Maximum Conducted Output Power Limit

Maximum Conducted Output Power Limit	
UNII Devices	
☒	For the 5.15-5.25 GHz band:
	▪ Outdoor AP: the maximum conducted output power (P_{Out}) shall not exceed the lesser of 1 W. If G_{TX} > 6 dBi, then P_{Out} = 30 – (G_{TX} – 6). e.i.r.p. at any elevation angle above 30 degrees ≤ 125mW [21dBm]
	▪ Indoor AP: the maximum conducted output power (P_{Out}) shall not exceed the lesser of 1 W. If G_{TX} > 6 dBi, then P_{Out} = 30 – (G_{TX} – 6)
	▪ Point-to-point AP: the maximum conducted output power (P_{Out}) shall not exceed the lesser of 1 W If G_{TX} > 23 dBi, then P_{Out} = 30 – (G_{TX} – 23).
	▪ Mobile or Portable Client: the maximum conducted output power (P_{Out}) shall not exceed the lesser of 250 mW. If G_{TX} > 6 dBi, then P_{Out} = 24 – (G_{TX} – 6).
☐	For the 5.25-5.35 GHz band, the maximum conducted output power (P_{Out}) shall not exceed the lesser of 250 mW or 11 dBm + 10 log B, where B is the 26 dB emission bandwidth in MHz. If G_{TX} > 6 dBi, then P_{Out} = 24 – (G_{TX} – 6).
☐	For the 5.47-5.725 GHz band, the maximum conducted output power (P_{Out}) shall not exceed the lesser of 250 mW or 11 dBm + 10 log B, where B is the 26 dB emission bandwidth in MHz. If G_{TX} > 6 dBi, then P_{Out} = 24 – (G_{TX} – 6).
☒	For the 5.725-5.85 GHz band:
	▪ Point-to-multipoint systems (P2M): the maximum conducted output power (P_{Out}) shall not exceed the lesser of 1 W. If G_{TX} > 6 dBi, then P_{Out} = 30 – (G_{TX} – 6).
	▪ Point-to-point systems (P2P): the maximum conducted output power (P_{Out}) shall not exceed the lesser of 1 W.
P_{Out} = maximum conducted output power in dBm, **G_{TX}** = the maximum transmitting antenna directional gain in dBi.	

3.3.2 Measuring Instruments

Refer a test equipment and calibration data table in this test report.

3.3.3 Test Procedures

Test Method	
▪ Maximum Conducted Output Power	
	Duty cycle ≥ 98%
	☐ Refer as KDB 789033, clause E Method SA-2 (spectral trace averaging).
	Duty cycle < 98%
	☐ Refer as KDB 789033, clause E Method SA-2 Alt. (RMS detection with slow sweep speed)
	Wideband RF power meter and average over on/off periods with duty factor
	☒ Refer as KDB 789033, clause E Method PM (using an RF average power meter).
▪ For conducted measurement.	
	▪ If the EUT supports multiple transmit chains using options given below: Refer as KDB 662911, In-band power measurements. Using the measure-and-sum approach, measured all transmit ports individually. Sum the power (in linear power units e.g., mW) of all ports for each individual sample and save them.
	▪ If multiple transmit chains, EIRP calculation could be following as methods: $P_{total} = P_1 + P_2 + \ldots + P_n$ (calculated in linear unit [mW] and transfer to log unit [dBm]) $EIRP_{total} = P_{total} + DG$

3.3.4 Test Setup

RF Output Power (Power Meter)
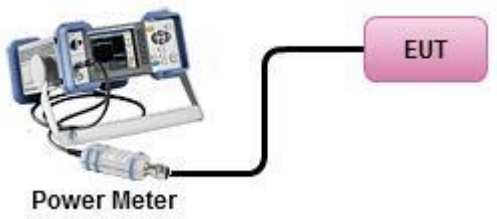

3.3.5 Test Result of Maximum Conducted Output Power

Refer as Appendix C

3.4 Peak Power Spectral Density

3.4.1 Peak Power Spectral Density Limit

Peak Power Spectral Density Limit	
UNII Devices	
☒	For the 5.15-5.25 GHz band:
	▪ Outdoor AP: the peak power spectral density (PPSD) shall not exceed the lesser of 17dBm/MHz. If G_{TX} > 6 dBi, then P_{Out} = 17 – (G_{TX} – 6).
	▪ Indoor AP: the peak power spectral density (PPSD) shall not exceed the lesser of 17dBm/MHz. If G_{TX} > 6 dBi, then P_{Out} = 17 – (G_{TX} – 6).
	▪ Point-to-point AP: the peak power spectral density (PPSD) shall not exceed the lesser of 17dBm/MHz. If G_{TX} > 23 dBi, then P_{Out} = 17 – (G_{TX} – 23).
	▪ Mobile or Portable Client: the peak power spectral density (PPSD) ≤ 11 dBm/MHz. If G_{TX} > 6 dBi, then PPSD= 11 – (G_{TX} – 6)..
☐	For the 5.25-5.35 GHz band, the peak power spectral density (PPSD) ≤ 11 dBm/MHz. If G_{TX} > 6 dBi, then PPSD= 11 – (G_{TX} – 6).
☐	For the 5.47-5.725 GHz band, the peak power spectral density (PPSD) ≤ 11 dBm/MHz. If G_{TX} > 6 dBi, then PPSD= 11 – (G_{TX} – 6).
☒	For the 5.725-5.85 GHz band:
	▪ Point-to-multipoint systems (P2M): the peak power spectral density (PPSD) ≤ 30 dBm/500kHz. If G_{TX} > 6 dBi, then PPSD= 30 – (G_{TX} – 6).
	▪ Point-to-point systems (P2P): the peak power spectral density (PPSD) ≤ 30 dBm/500kHz.
PPSD = peak power spectral density that he same method as used to determine the conducted output power shall be used to determine the power spectral density. And power spectral density in dBm/MHz **G_{TX}** = the maximum transmitting antenna directional gain in dBi.	

3.4.2 Measuring Instruments

Refer a test equipment and calibration data table in this test report.

3.4.3 Test Procedures

Test Method		
▪ Peak power spectral density procedures that the same method as used to determine the conducted output power shall be used to determine the peak power spectral density and use the peak search function on the spectrum analyzer to find the peak of the spectrum. For the peak power spectral density shall be measured using below options:		
	☐ Refer as KDB 789033, F)5) power spectral density can be measured using resolution bandwidths < 1 MHz provided that the results are integrated over 1 MHz bandwidth	
	Duty cycle ≥ 98%	
	☒ Refer as KDB 789033, clause E Method SA-2 (spectral trace averaging).	
	Duty cycle < 98%	
	☒ Refer as KDB 789033, clause E Method SA-2 Alt. (RMS detection with slow sweep speed)	
▪ For conducted measurement.		
	▪ If the EUT supports multiple transmit chains using options given below:	
		▪ Measure and sum the spectra across the outputs. Refer as KDB 662911, In-band power spectral density (PSD). Sample all transmit ports simultaneously using a spectrum analyzer for each transmit port. Where the trace bin-by-bin of each transmit port summing can be performed. (i.e., in the first spectral bin of output 1 is summed with that in the first spectral bin of output 2 and that from the first spectral bin of output 3, and so on up to the NTX output to obtain the value for the first frequency bin of the summed spectrum.). Add up the amplitude (power) values for the different transmit chains and use this as the new data trace.
	▪	If multiple transmit chains, EIRP PPSD calculation could be following as methods: $PPSD_{total} = PPSD_1 + PPSD_2 + \ldots + PPSD_n$ (calculated in linear unit [mW] and transfer to log unit [dBm]) $EIRP_{total} = PPSD_{total} + DG$

3.4.4 Test Setup

Power Spectral Density


3.4.5 Test Result of Peak Power Spectral Density

Refer as Appendix D

3.5 Unwanted Emissions

3.5.1 Transmitter Radiated Unwanted Emissions Limit

Unwanted emissions below 1 GHz and restricted band emissions above 1GHz limit			
Frequency Range (MHz)	**Field Strength (uV/m)**	**Field Strength (dBuV/m)**	**Measure Distance (m)**
0.009~0.490	2400/F(kHz)	48.5 - 13.8	300
0.490~1.705	24000/F(kHz)	33.8 - 23	30
1.705~30.0	30	29	30
30~88	100	40	3
88~216	150	43.5	3
216~960	200	46	3
Above 960	500	54	3

Note 1: Test distance for frequencies at or above 30 MHz, measurements may be performed at a distance other than the limit distance provided they are not performed in the near field and the emissions to be measured can be detected by the measurement equipment. When performing measurements at a distance other than that specified, the results shall be extrapolated to the specified distance using an extrapolation factor of 20 dB/decade (inverse of linear distance for field-strength measurements, inverse of linear distance-squared for power-density measurements).

Note 2: Test distance for frequencies at below 30 MHz, measurements may be performed at a distance closer than the EUT limit distance; however, an attempt should be made to avoid making measurements in the near field. When performing measurements below 30 MHz at a closer distance than the limit distance, the results shall be extrapolated to the specified distance by either making measurements at a minimum of two or more distances on at least one radial to determine the proper extrapolation factor or by using the square of an inverse linear distance extrapolation factor (40 dB/decade). The test report shall specify the extrapolation method used to determine compliance of the EUT.

Note 3: Using the distance of 1m during the test for above 18 GHz, and the test value to correct for the distance factor at 3m.

Un-restricted band emissions above 1GHz Limit	
Operating Band	**Limit**
5.15 - 5.25 GHz	e.i.r.p. -27 dBm [68.2 dBuV/m@3m]
5.25 - 5.35 GHz	e.i.r.p. -27 dBm [68.2 dBuV/m@3m]
5.47 - 5.725 GHz	e.i.r.p. -27 dBm [68.2 dBuV/m@3m]
5.725 - 5.85 GHz	5.650-5700 GHz: e.i.r.p. -27 ~ 10 dBm [68.2 ~ 105.2 dBuV/m@3m] 5.700-5720 GHz: e.i.r.p. 10 ~ 15.6 dBm [105.2 ~ 110.8 dBuV/m@3m] 5.720-5725 GHz: e.i.r.p. 15.6 ~ 27 dBm [110.8 ~ 122.2 dBuV/m@3m] 5.850-5.855 GHz: e.i.r.p. 27 ~ 15.6 dBm [122.2 ~ 110.8 dBuV/m@3m] 5.855-5.875 GHz: e.i.r.p. 15.6 ~ 10 dBm [110.8 ~ 105.2 dBuV/m@3m] 5.875-5.925 GHz: e.i.r.p. 10 ~ -27 dBm [105.2 ~ 68.2dBuV/m@3m] Other un-restricted band: e.i.r.p. -27 dBm [68.2 dBuV/m@3m]
Note 1: Measurements may be performed at a distance other than the limit distance provided they are not performed in the near field and the emissions to be measured can be detected by the measurement equipment. When performing measurements at a distance other than that specified, the results shall be extrapolated to the specified distance using an extrapolation factor of 20 dB/decade (inverse of linear distance for field-strength measurements, inverse of linear distance-squared for power-density measurements).	

3.5.2 Measuring Instruments

Refer a test equipment and calibration data table in this test report.

3.5.3 Test Procedures

Test Method			
▪ Measurements may be performed at a distance other than the limit distance provided they are not performed in the near field and the emissions to be measured can be detected by the measurement equipment. Measurements shall not be performed at a distance greater than 30 m for frequencies above 30 MHz, unless it can be further demonstrated that measurements at a distance of 30 m or less are impractical. When performing measurements at a distance other than that specified, the results shall be extrapolated to the specified distance using an extrapolation factor of 20 dB/decade (inverse of linear distance for field-strength measurements, inverse of linear distance-squared for power-density measurements).			
▪ The average emission levels shall be measured in [duty cycle ≥ 98 or duty factor].			
▪ For the transmitter unwanted emissions shall be measured using following options below:			
	▪ Refer as KDB 789033, clause G)2) for unwanted emissions into non-restricted bands.		
	▪ Refer as KDB 789033, clause G)1) for unwanted emissions into restricted bands.		
		☒ Refer as KDB 789033, G)6) Method VB (ANSI C63.10, clause 4.1.4.2.3), Reduced VBW.	
		☒ Refer as KDB 789033, clause G)5) (ANSI C63.10, clause 4.1.4.2.2), measurement procedure peak limit.	
▪ For radiated measurement.			
	▪ Refer as ANSI C63.10, clause 6.4 for radiated emissions below 30 MHz and test distance is 3m.		
	▪ Refer as ANSI C63.10, clause 6.5 for radiated emissions 30 MHz to 1 GHz and test distance is 3m.		
	▪ Refer as ANSI C63.10, clause 6.6 for radiated emissions above 1GHz.		
▪ The any unwanted emissions level shall not exceed the fundamental emission level.			
▪ All amplitude of spurious emissions that are attenuated by more than 20 dB below the permissible value has no need to be reported.			

3.5.4 Test Setup

Transmitter Radiated Unwanted Emissions

9kHz ~30MHz

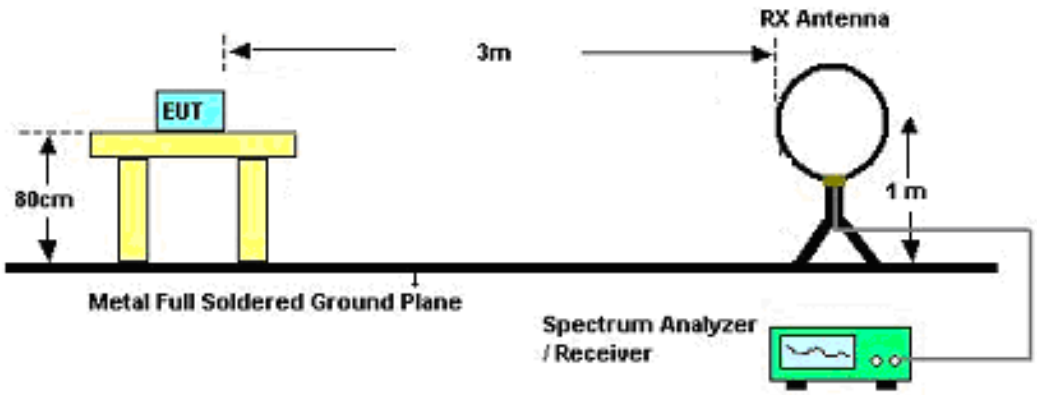

30MHz~1GHz

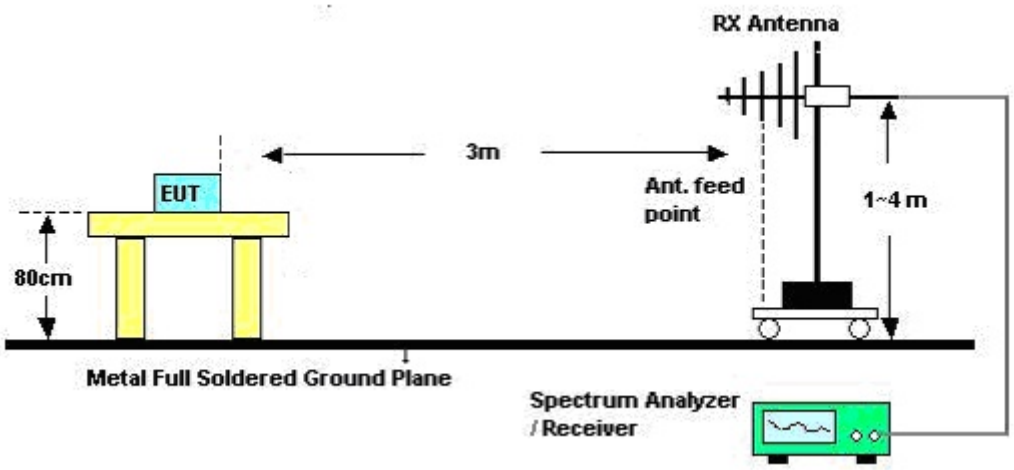

Above 1GHz

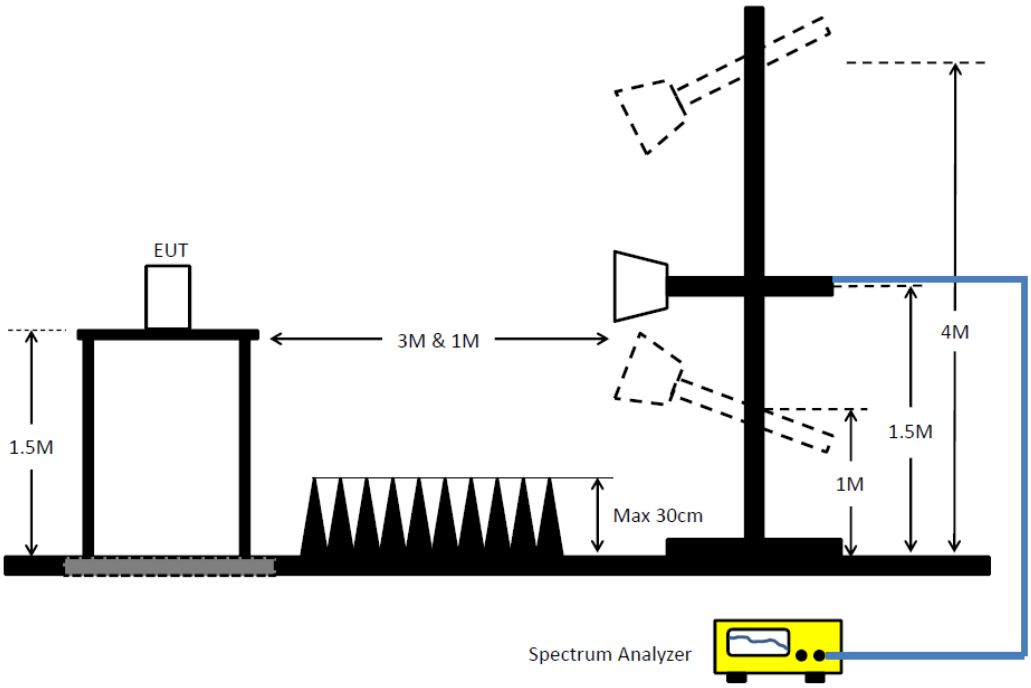

3.5.5 Transmitter Unwanted Emissions (Below 30MHz)

The amplitude of spurious emissions which are attenuated by more than 20dB below the permissible value has no need to be reported.

3.5.6 Test Result of Transmitter Unwanted Emissions

Refer as Appendix E

4 Test Equipment and Calibration Data

Instrument for AC Conduction

Instrument	Manufacturer	Model No.	Serial No.	Spec.	Calibration Date	Calibration Due Date
EMC Receiver	R&S	ESR3	102052	9kHz ~ 3.6GHz	09/Apr/2019	08/Apr/2020
LISN	R&S	ENV216	101295	9kHz ~ 30MHz	04/Nov/2019	05/Nov/2020
RF Cable-CON	MTJ	RG142	CB002-CO	9kHz ~ 200MHz	12/Sep/2019	11/Sep/2020
AC POWER	APC	AFC-11005G	F310050055	47Hz~63Hz 5~300V	NCR	NCR
Impuls Begrenzer Pulse Limiter	SCHWARZBECK	VTSD 9561-F	9561-F041	9 kHz ~ 30 MHz	24/Sep/2019	23/Sep/2020

NCR : Non-Calibration Require

Instrument for Conducted Test

Instrument	Manufacturer	Model No.	Serial No.	Spec.	Calibration Date	Calibration Due Date
Spectrum Analyzer	R&S	FSV 40	101029	10KHz ~ 40GHz	01/Oct/2019	30/Sep/2020
Pulse Power Sensor	Anritsu	MA2411B	1027452	300MHz ~ 40GHz	14/Mar/2019	13/Mar/2020
Power Meter	Anritsu	ML2495A	1124009	300MHz ~ 40GHz	14/Mar/2019	13/Mar/2020
SMB100A Signal Generator	R&S	SMB100A03	181147	100kHz~40GHz	12/Nov/2018	10/Nov/2020

Instrument for Radiated Test

Instrument	Manufacturer	Model No.	Serial No.	Spec.	Calibration Date	Calibration Due Date
3m Semi Anechoic Chamber	TDK	SAC-3M	03CH09-HY	30MHz ~ 1GHz	22/Apr/2019	21/Apr/2020
3m Semi Anechoic Chamber	TDK	SAC-3M	03CH09-HY	1GHz ~ 18GHz	13/Jun/2019	12/Jun/2020
Microwave Preamplifier	Agilent	8449B	3008A02096	1GHz ~ 26.5GHz	04/Sep/2019	03/Sep/2020
Amplifier	EMC	EMC9135	980232	9KHz~1GHz	22/Apr/2019	21/Apr/2020
EMI Test Receiver	R&S	ESR3	102052	9kHz ~ 3.6GHz	09/Apr/2019	08/Apr/2020
EXA Signal Analyzer	KEYSIGHT	N9010A	MY54200885	10Hz ~ 44GHz	07/Aug/2019	06/Aug/2020
Bilog Antenna & 5dB Attenuator	TESEQ & MTJ	CBL6111D & MTJ6102-05	35418 / 3	30MHz~1GHz	11/Oct/2019	10/Oct/2020
Double Ridged Guide Horn Antenna	SCHWARZBECK	BBHA 9120 D	BBHA9120 D 1534	1GHz~18GHz	29/Apr/2019	28/Apr/2020
Broadband Horn Antenna	SCHWARZBECK	BBHA 9170	BBHA9170614	18GHz~40GHz	22/May/2019	21/May/2020
Preamplifier	MITEQ	TTA1840-35-HG	1864481	18GHz ~ 40GHz	05/Aug/2019	04/Aug/2020
Loop Antenna	TESEQ	HLA 6120	31244	9k-30MHz	15/Mar/2019	14/Mar/2020
LF-CABLE-2019 0218	Jye Bao	RG142	CB028	9kHz ~ 1GHz	18/Feb/2019	17/Feb/2020
RF Cable-high	HUBER+SUHNER	SUCOFLEX104	SN 556626/4 + 556627	1GHz ~ 40GHz	13/Mar/2019	12/Mar/2020

AC Power-line Conducted Emissions Result			
Operating Mode	1	**Power Phase**	Neutral
Operating Function	Adapter mode		

19/12/2019

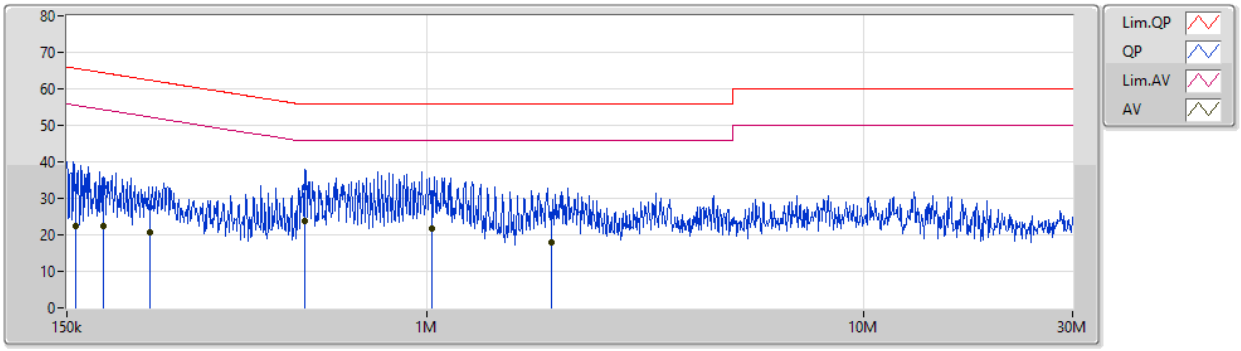

Type	Freq	Level	Limit	Margin	Factor	Condition	Comment	Raw	LISN	CL	AT
	(Hz)	(dBuV)	(dBuV)	(dB)	(dB)			(dBuV)	(dB)	(dB)	(dB)
QP	156.73k	33.21	65.64	-32.43	19.63	Neutral	-	13.58	9.65	0.11	9.87
AV	156.73k	22.38	55.64	-33.26	19.63	Neutral	-	2.75	9.65	0.11	9.87
QP	182.09k	32.94	64.39	-31.45	19.62	Neutral	-	13.32	9.64	0.11	9.87
AV	182.09k	22.34	54.39	-32.05	19.62	Neutral	-	2.72	9.64	0.11	9.87
QP	232.374k	27.57	62.37	-34.80	19.63	Neutral	-	7.94	9.64	0.12	9.87
AV	232.374k	20.63	52.37	-31.74	19.63	Neutral	-	1.00	9.64	0.12	9.87
QP	525.4k	32.94	56.00	-23.06	19.63	Neutral	-	13.31	9.63	0.13	9.87
AV	525.4k	23.84	46.00	-22.16	19.63	Neutral	"Worst"	4.21	9.63	0.13	9.87
QP	1.026M	31.38	56.00	-24.62	19.62	Neutral	-	11.76	9.63	0.11	9.88
AV	1.026M	21.76	46.00	-24.24	19.62	Neutral	-	2.14	9.63	0.11	9.88
QP	1.928M	25.56	56.00	-30.44	19.67	Neutral	-	5.89	9.65	0.15	9.87
AV	1.928M	18.02	46.00	-27.98	19.67	Neutral	-	-1.65	9.65	0.15	9.87

AC Power-line Conducted Emissions Result			
Operating Mode	1	**Power Phase**	Line
Operating Function	Adapter mode		

19/12/2019

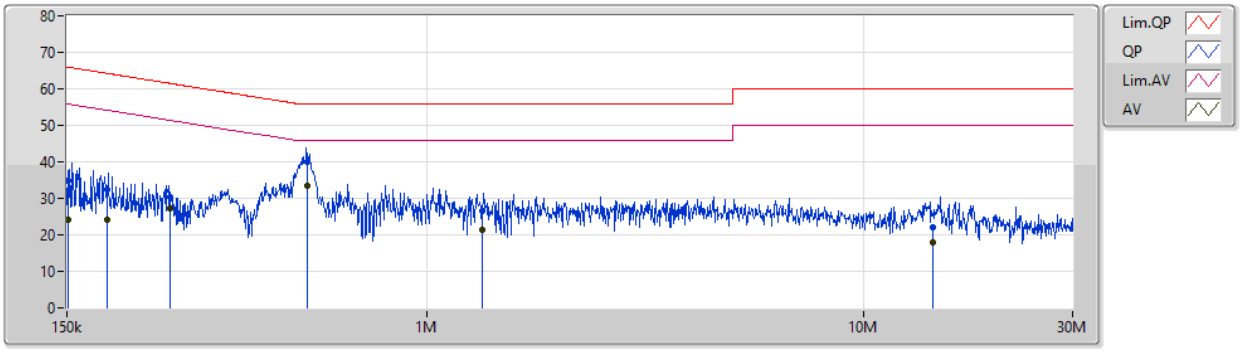

Type	Freq	Level	Limit	Margin	Factor	Condition	Comment	Raw	LISN	CL	AT
	(Hz)	(dBuV)	(dBuV)	(dB)	(dB)			(dBuV)	(dB)	(dB)	(dB)
QP	150.95k	34.97	65.94	-30.97	19.64	Line	-	15.33	9.66	0.11	9.87
AV	150.95k	24.12	55.94	-31.82	19.64	Line	-	4.48	9.66	0.11	9.87
QP	185.698k	32.49	64.22	-31.73	19.63	Line	-	12.86	9.65	0.11	9.87
AV	185.698k	24.21	54.22	-30.01	19.63	Line	-	4.58	9.65	0.11	9.87
QP	257.869k	30.36	61.51	-31.15	19.64	Line	-	10.72	9.65	0.12	9.87
AV	257.869k	27.15	51.51	-24.36	19.64	Line	-	7.51	9.65	0.12	9.87
QP	533.643k	40.01	56.00	-15.99	19.64	Line	-	20.37	9.64	0.13	9.87
AV	533.643k	33.59	46.00	-12.41	19.64	Line	"Worst"	13.95	9.64	0.13	9.87
QP	1.341M	26.60	56.00	-29.40	19.65	Line	-	6.95	9.64	0.13	9.88
AV	1.341M	21.50	46.00	-24.50	19.65	Line	-	1.85	9.64	0.13	9.88
QP	14.408M	22.18	60.00	-37.82	19.85	Line	-	2.33	9.66	0.31	9.88
AV	14.408M	17.95	50.00	-32.05	19.85	Line	-	-1.90	9.66	0.31	9.88

AC Power-line Conducted Emissions Result			
Operating Mode	2	**Power Phase**	Neutral
Operating Function	USB mode		

16/01/2020

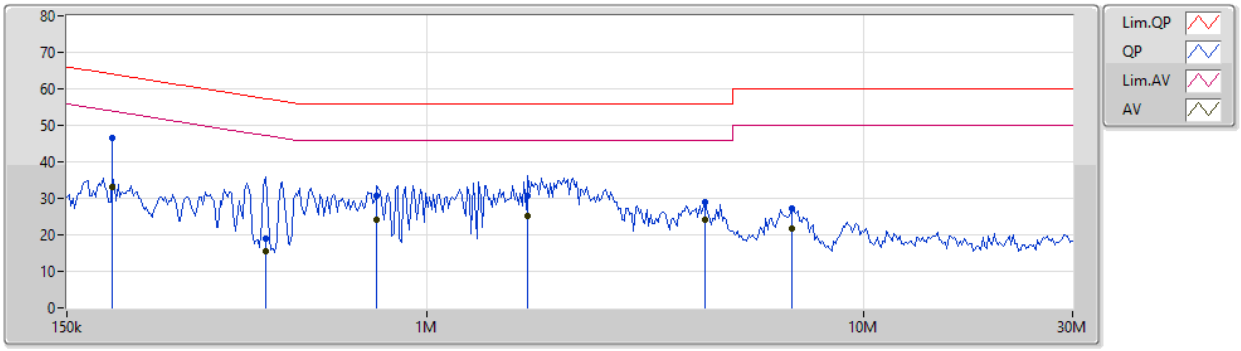

Type	Freq	Level	Limit	Margin	Factor	Condition	Comment	Raw	LISN	CL	AT
	(Hz)	(dBuV)	(dBuV)	(dB)	(dB)			(dBuV)	(dB)	(dB)	(dB)
QP	190.46k	46.58	64.01	-17.43	19.62	Neutral	"Worst"	26.96	9.64	0.11	9.87
AV	190.46k	33.12	54.01	-20.89	19.62	Neutral	-	13.50	9.64	0.11	9.87
QP	426.418k	18.86	57.32	-38.46	19.63	Neutral	-	-0.77	9.63	0.13	9.87
AV	426.418k	15.35	47.32	-31.97	19.63	Neutral	-	-4.28	9.63	0.13	9.87
QP	767.002k	30.64	56.00	-25.36	19.62	Neutral	-	11.02	9.63	0.12	9.87
AV	767.002k	24.01	46.00	-21.99	19.62	Neutral	-	4.39	9.63	0.12	9.87
QP	1.7M	30.62	56.00	-25.38	19.66	Neutral	-	10.96	9.65	0.14	9.87
AV	1.7M	25.34	46.00	-20.66	19.66	Neutral	-	5.68	9.65	0.14	9.87
QP	4.332M	28.96	56.00	-27.04	19.73	Neutral	-	9.23	9.66	0.19	9.88
AV	4.332M	24.18	46.00	-21.82	19.73	Neutral	-	4.45	9.66	0.19	9.88
QP	6.847M	27.35	60.00	-32.65	19.79	Neutral	-	7.56	9.68	0.23	9.88
AV	6.847M	21.67	50.00	-28.33	19.79	Neutral	-	1.88	9.68	0.23	9.88

AC Power-line Conducted Emissions Result			
Operating Mode	2	**Power Phase**	Line
Operating Function	USB mode		

16/01/2020

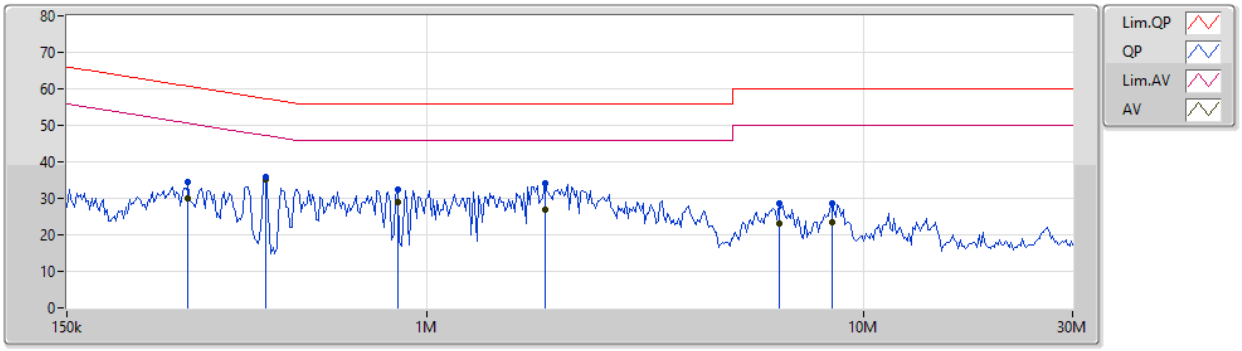

Type	Freq	Level	Limit	Margin	Factor	Condition	Comment	Raw	LISN	CL	AT
	(Hz)	(dBuV)	(dBuV)	(dB)	(dB)			(dBuV)	(dB)	(dB)	(dB)
QP	283.569k	34.34	60.70	-26.36	19.63	Line	-	14.71	9.64	0.12	9.87
AV	283.569k	29.93	50.70	-20.77	19.63	Line	-	10.30	9.64	0.12	9.87
QP	426.418k	35.96	57.32	-21.36	19.64	Line	-	16.32	9.64	0.13	9.87
AV	426.418k	35.20	47.32	-12.12	19.64	Line	"Worst"	15.56	9.64	0.13	9.87
QP	855.72k	32.40	56.00	-23.60	19.62	Line	-	12.78	9.64	0.11	9.87
AV	855.72k	29.08	46.00	-16.92	19.62	Line	-	9.46	9.64	0.11	9.87
QP	1.86M	34.27	56.00	-21.73	19.66	Line	-	14.61	9.65	0.14	9.87
AV	1.86M	27.02	46.00	-18.98	19.66	Line	-	7.36	9.65	0.14	9.87
QP	6.386M	28.50	60.00	-31.50	19.78	Line	-	8.72	9.68	0.22	9.88
AV	6.386M	23.12	50.00	-26.88	19.78	Line	-	3.34	9.68	0.22	9.88
QP	8.438M	28.71	60.00	-31.29	19.81	Line	-	8.90	9.68	0.25	9.88
AV	8.438M	23.28	50.00	-26.72	19.81	Line	-	3.47	9.68	0.25	9.88

Summary

Mode	Max-N dB (Hz)	Max-OBW (Hz)	ITU-Code	Min-N dB (Hz)	Min-OBW (Hz)
5.15-5.25GHz	-	-	-	-	-
802.11a_Nss1,(6Mbps)_2TX	40.17M	20.42M	20M4D1D	22.83M	17.061M
802.11ac VHT20_Nss1,(MCS0)_2TX	38.04M	18.381M	18M4D1D	21.81M	17.631M
802.11ac VHT40_Nss1,(MCS0)_2TX	90.66M	37.421M	37M4D1D	40.92M	36.342M
802.11ac VHT80_Nss1,(MCS0)_2TX	83.64M	75.802M	75M8D1D	82.92M	75.682M
5.725-5.85GHz	-	-	-	-	-
802.11a_Nss1,(6Mbps)_2TX	16.35M	23.058M	23M1D1D	16.32M	17.361M
802.11ac VHT20_Nss1,(MCS0)_2TX	17.58M	22.729M	22M7D1D	17.55M	18.201M
802.11ac VHT40_Nss1,(MCS0)_2TX	36.3M	47.676M	47M7D1D	36.3M	36.642M
802.11ac VHT80_Nss1,(MCS0)_2TX	75.24M	77.361M	77M4D1D	75.24M	76.042M

Max-N dB = Maximum 6dB down bandwidth for 5.725-5.85GHz band / Maximum 26dB down bandwidth for other band;
Max-OBW = Maximum99% occupied bandwidth;
Min-N dB = Minimum 6dB down bandwidth for 5.725-5.85GHz band / Maximum 26dB down bandwidth for other band;
Min-OBW = Minimum 99% occupied bandwidth;

Result

Mode	Result	Limit (Hz)	Port 1-N dB (Hz)	Port 1-OBW (Hz)	Port 2-N dB (Hz)	Port 2-OBW (Hz)
802.11a_Nss1,(6Mbps)_2TX	-	-	-	-	-	-
5180MHz	Pass	Inf	23.22M	17.091M	22.83M	17.061M
5200MHz	Pass	Inf	40.17M	20.42M	38.58M	20.21M
5240MHz	Pass	Inf	39.69M	17.601M	37.53M	17.961M
5745MHz	Pass	500k	16.32M	23.058M	16.35M	17.661M
5785MHz	Pass	500k	16.32M	19.73M	16.32M	17.451M
5825MHz	Pass	500k	16.32M	17.871M	16.32M	17.361M
802.11ac VHT20_Nss1,(MCS0)_2TX	-	-	-	-	-	-
5180MHz	Pass	Inf	24.21M	18.081M	21.81M	17.991M
5200MHz	Pass	Inf	34.83M	18.291M	29.22M	18.381M
5240MHz	Pass	Inf	36.15M	17.631M	38.04M	18.351M
5745MHz	Pass	500k	17.55M	22.729M	17.55M	18.531M
5785MHz	Pass	500k	17.55M	20.03M	17.58M	18.291M
5825MHz	Pass	500k	17.58M	18.741M	17.55M	18.201M
802.11ac VHT40_Nss1,(MCS0)_2TX	-	-	-	-	-	-
5190MHz	Pass	Inf	41.04M	36.462M	40.92M	36.342M
5230MHz	Pass	Inf	89.88M	37.421M	90.66M	37.001M
5755MHz	Pass	500k	36.3M	47.676M	36.3M	36.762M
5795MHz	Pass	500k	36.3M	38.501M	36.3M	36.642M
802.11ac VHT80_Nss1,(MCS0)_2TX	-	-	-	-	-	-
5210MHz	Pass	Inf	83.64M	75.802M	82.92M	75.682M
5775MHz	Pass	500k	75.24M	77.361M	75.24M	76.042M

Port X-N dB = Port **X** 6dB down bandwidth for 5.725-5.85GHz band / 26dB down bandwidth for other band
Port X-OBW = Port **X** 99% occupied bandwidth;

802.11a_Nss1,(6Mbps)_2TX

EBW

5180MHz

13/01/2020

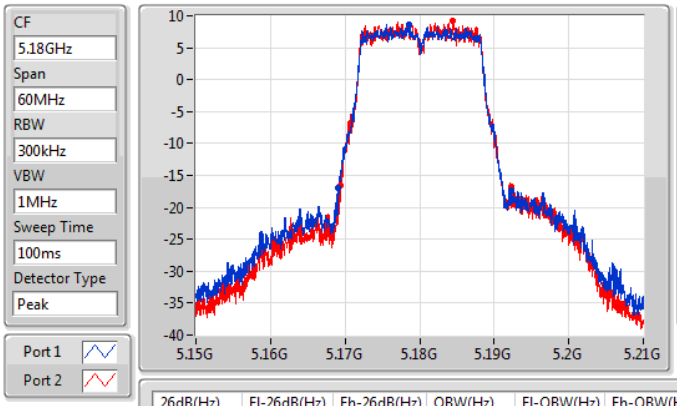

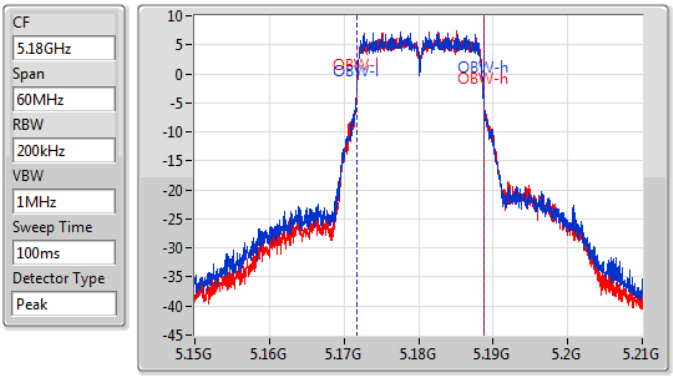

26dB(Hz)	Fl-26dB(Hz)	Fh-26dB(Hz)	OBW(Hz)	Fl-OBW(Hz)	Fh-OBW(Hz)	Limit(Hz)	Port
23.22M	5.16902G	5.19224G	17.091M	5.171664G	5.188756G	Inf	1
22.83M	5.16947G	5.1923G	17.061M	5.171724G	5.188786G	Inf	2

802.11a_Nss1,(6Mbps)_2TX

EBW

5200MHz

19/12/2019

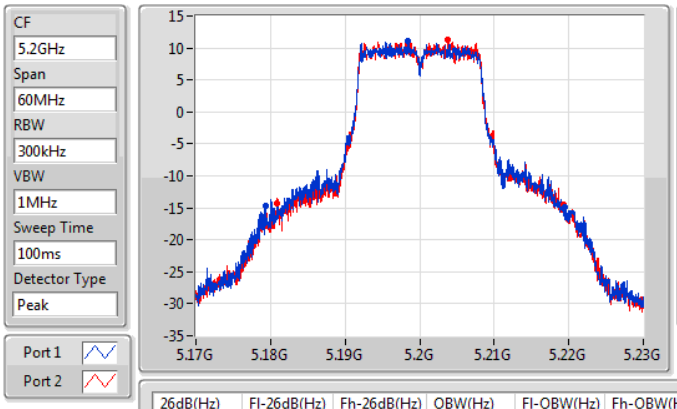

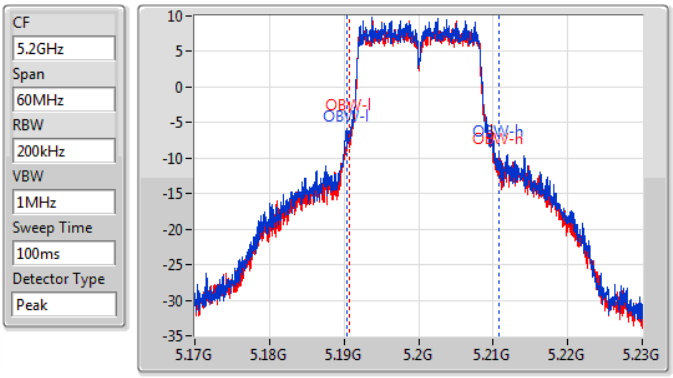

26dB(Hz)	Fl-26dB(Hz)	Fh-26dB(Hz)	OBW(Hz)	Fl-OBW(Hz)	Fh-OBW(Hz)	Limit(Hz)	Port
40.17M	5.17933G	5.2195G	20.42M	5.190405G	5.210825G	Inf	1
38.58M	5.1808G	5.21938G	20.21M	5.190645G	5.210855G	Inf	2

802.11a_Nss1,(6Mbps)_2TX

EBW

5240MHz

19/12/2019

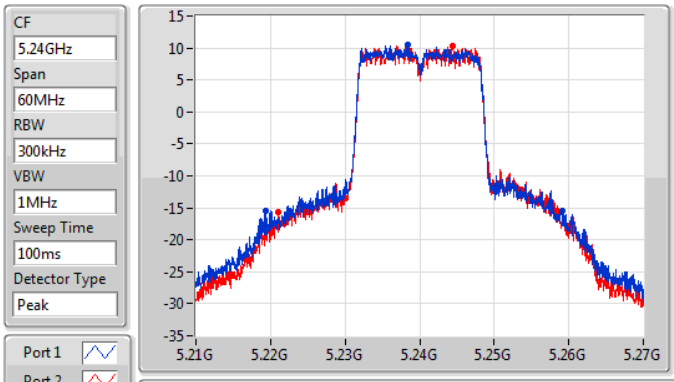

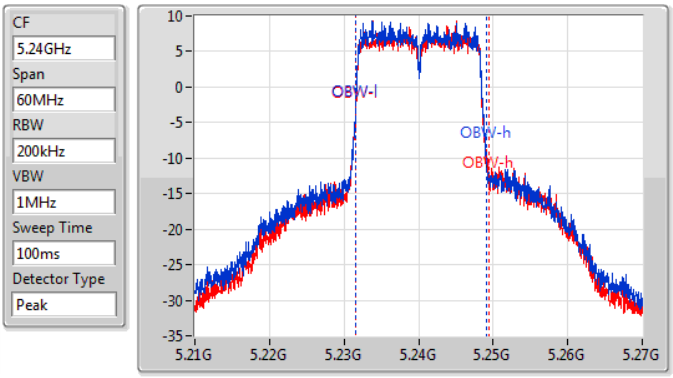

26dB(Hz)	Fl-26dB(Hz)	Fh-26dB(Hz)	OBW(Hz)	Fl-OBW(Hz)	Fh-OBW(Hz)	Limit(Hz)	Port
39.69M	5.21939G	5.25908G	17.601M	5.231484G	5.249085G	Inf	1
37.53M	5.22101G	5.25854G	17.961M	5.231544G	5.249505G	Inf	2

802.11a_Nss1,(6Mbps)_2TX

EBW

5745MHz

20/12/2019

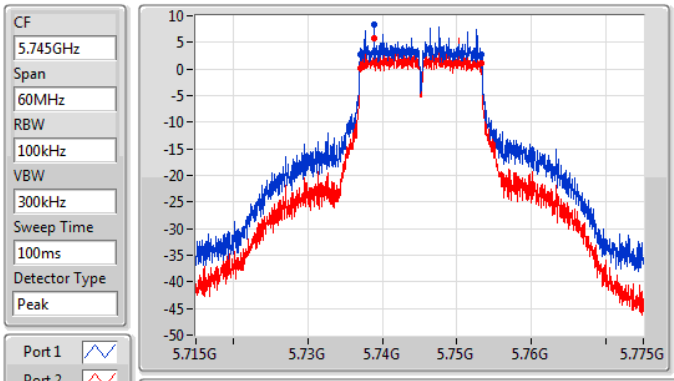

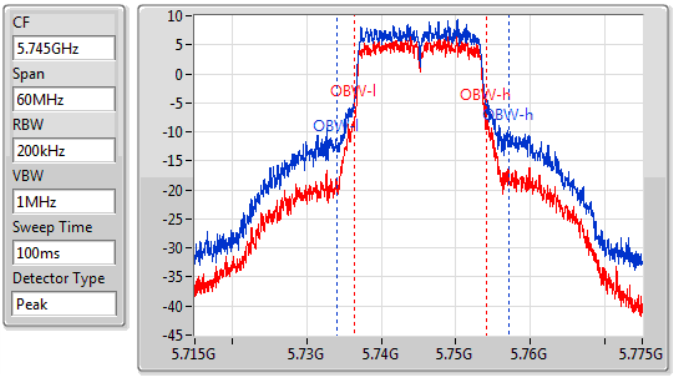

6dB(Hz)	Fl-6dB(Hz)	Fh-6dB(Hz)	OBW(Hz)	Fl-OBW(Hz)	Fh-OBW(Hz)	Limit(Hz)	Port
16.32M	5.73702G	5.75334G	23.058M	5.734085G	5.757144G	500k	1
16.35M	5.73699G	5.75334G	17.661M	5.736454G	5.754115G	500k	2

802.11a_Nss1,(6Mbps)_2TX

EBW

5785MHz

20/12/2019

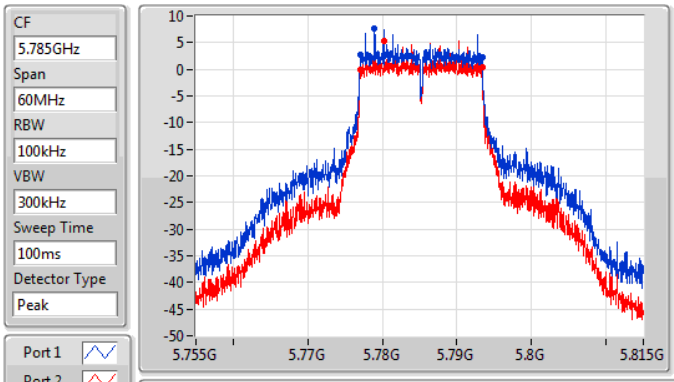

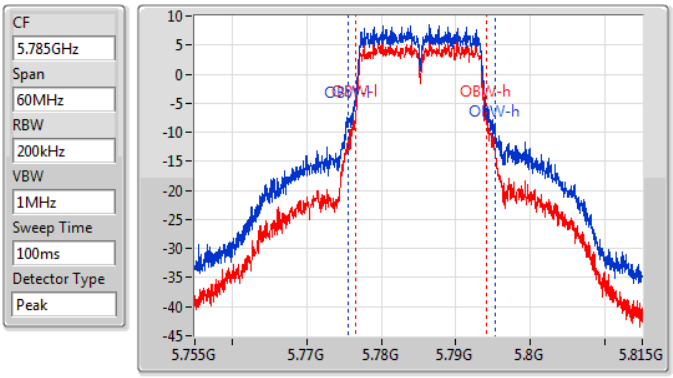

6dB(Hz)	Fl-6dB(Hz)	Fh-6dB(Hz)	OBW(Hz)	Fl-OBW(Hz)	Fh-OBW(Hz)	Limit(Hz)	Port
16.32M	5.77705G	5.79337G	19.73M	5.775615G	5.795345G	500k	1
16.32M	5.77705G	5.79337G	17.451M	5.776574G	5.794025G	500k	2

802.11a_Nss1,(6Mbps)_2TX

EBW

5825MHz

20/12/2019

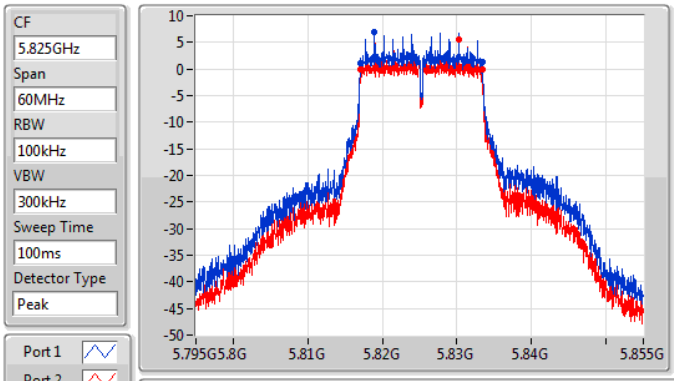

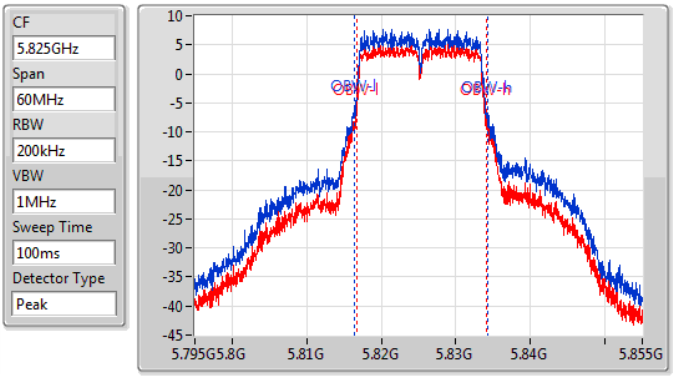

6dB(Hz)	Fl-6dB(Hz)	Fh-6dB(Hz)	OBW(Hz)	Fl-OBW(Hz)	Fh-OBW(Hz)	Limit(Hz)	Port
16.32M	5.81708G	5.8334G	17.871M	5.816424G	5.834295G	500k	1
16.32M	5.81708G	5.8334G	17.361M	5.816664G	5.834025G	500k	2

802.11ac VHT20_Nss1,(MCS0)_2TX

EBW

5180MHz

13/01/2020

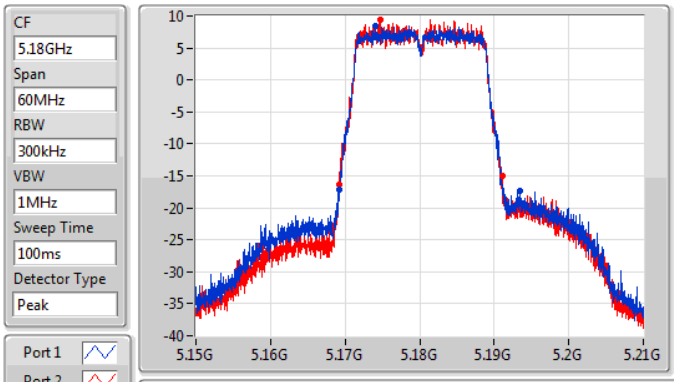

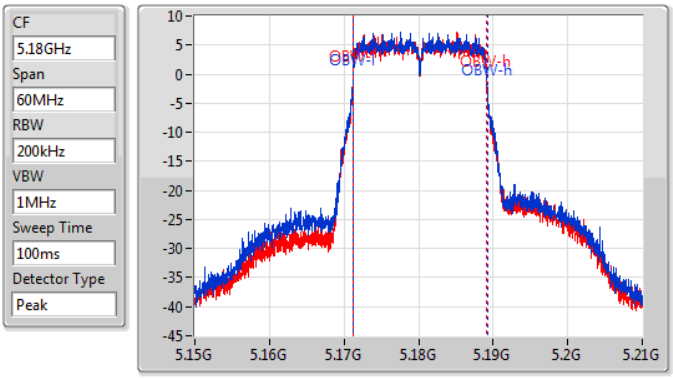

26dB(Hz)	Fl-26dB(Hz)	Fh-26dB(Hz)	OBW(Hz)	Fl-OBW(Hz)	Fh-OBW(Hz)	Limit(Hz)	Port
24.21M	5.16917G	5.19338G	18.081M	5.171154G	5.189235G	Inf	1
21.81M	5.16923G	5.19104G	17.991M	5.171184G	5.189175G	Inf	2

802.11ac VHT20_Nss1,(MCS0)_2TX

EBW

5200MHz

20/12/2019

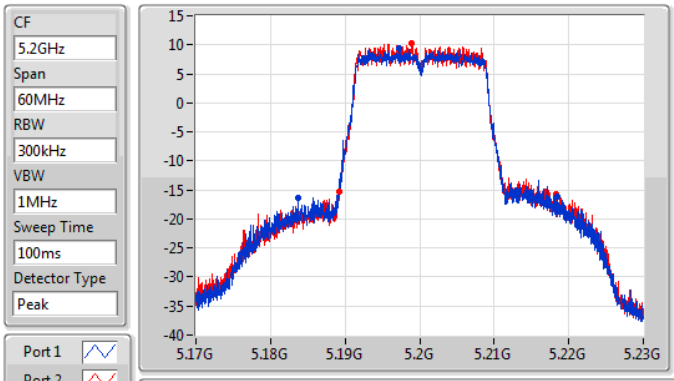

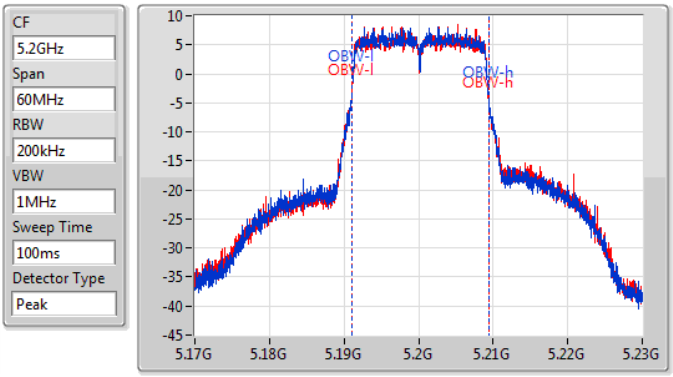

26dB(Hz)	Fl-26dB(Hz)	Fh-26dB(Hz)	OBW(Hz)	Fl-OBW(Hz)	Fh-OBW(Hz)	Limit(Hz)	Port
34.83M	5.18371G	5.21854G	18.291M	5.191094G	5.209385G	Inf	1
29.22M	5.18914G	5.21836G	18.381M	5.191094G	5.209475G	Inf	2

802.11ac VHT20_Nss1,(MCS0)_2TX

EBW

5240MHz

20/12/2019

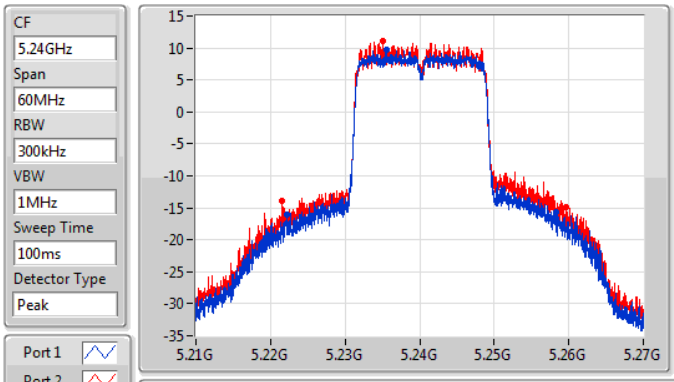

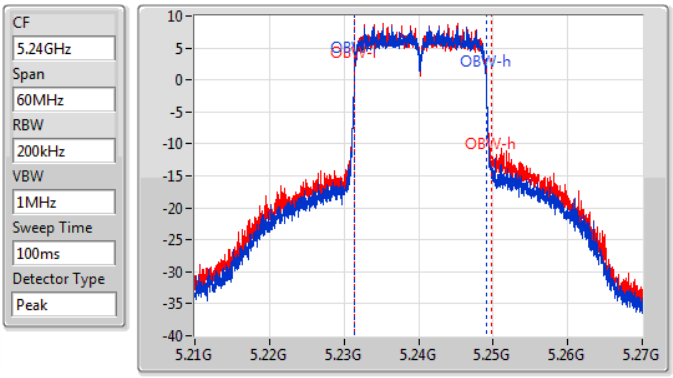

26dB(Hz)	Fl-26dB(Hz)	Fh-26dB(Hz)	OBW(Hz)	Fl-OBW(Hz)	Fh-OBW(Hz)	Limit(Hz)	Port
36.15M	5.22212G	5.25827G	17.631M	5.231424G	5.249055G	Inf	1
38.04M	5.22155G	5.25959G	18.351M	5.231364G	5.249715G	Inf	2

802.11ac VHT20_Nss1,(MCS0)_2TX

EBW

5745MHz

20/12/2019

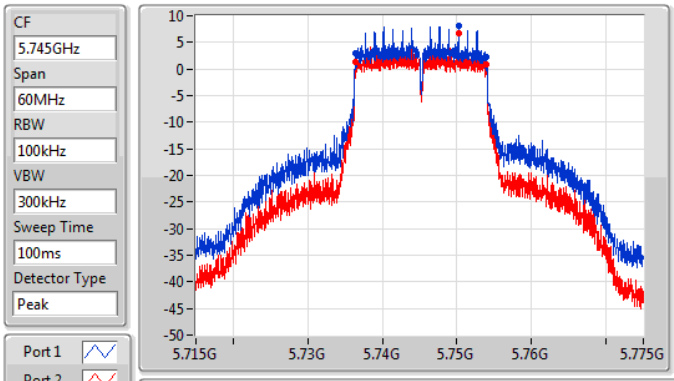

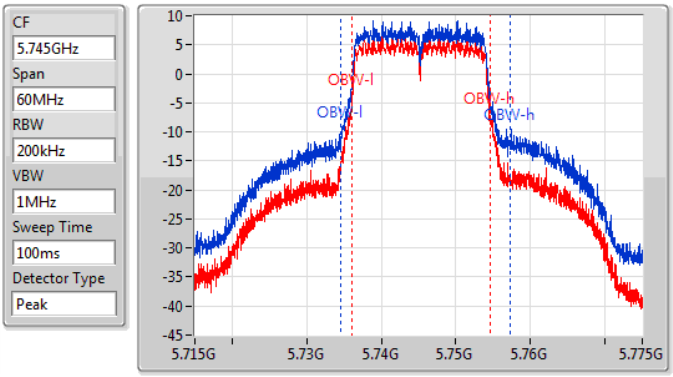

6dB(Hz)	Fl-6dB(Hz)	Fh-6dB(Hz)	OBW(Hz)	Fl-OBW(Hz)	Fh-OBW(Hz)	Limit(Hz)	Port
17.55M	5.73642G	5.75397G	22.729M	5.734625G	5.757354G	500k	1
17.55M	5.73645G	5.754G	18.531M	5.736004G	5.754535G	500k	2

802.11ac VHT20_Nss1,(MCS0)_2TX

EBW

5785MHz

20/12/2019

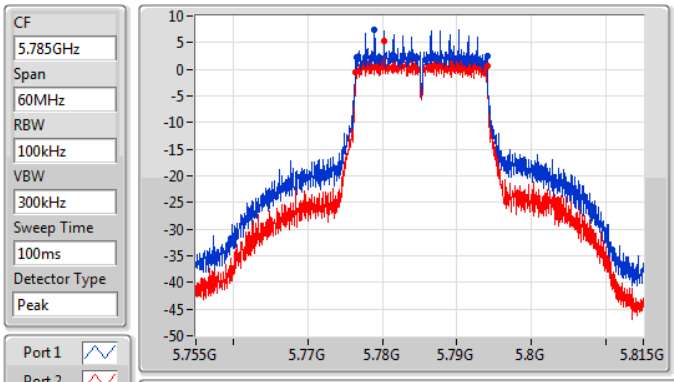

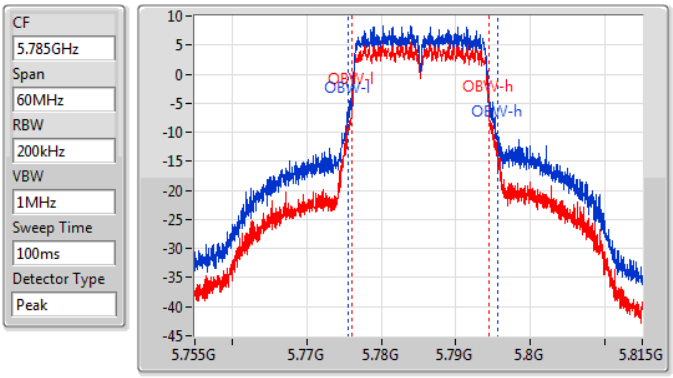

6dB(Hz)	Fl-6dB(Hz)	Fh-6dB(Hz)	OBW(Hz)	Fl-OBW(Hz)	Fh-OBW(Hz)	Limit(Hz)	Port
17.55M	5.77648G	5.79403G	20.03M	5.775525G	5.795555G	500k	1
17.58M	5.77645G	5.79403G	18.291M	5.776124G	5.794415G	500k	2

802.11ac VHT20_Nss1,(MCS0)_2TX

EBW

5825MHz

20/12/2019

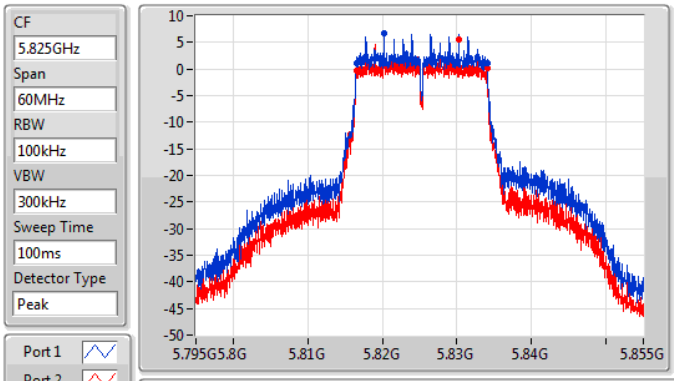

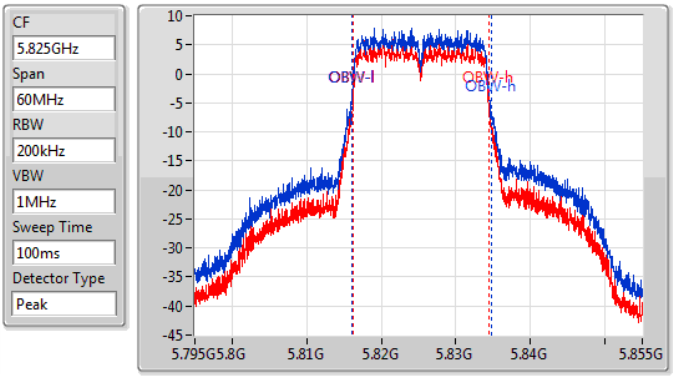

6dB(Hz)	Fl-6dB(Hz)	Fh-6dB(Hz)	OBW(Hz)	Fl-OBW(Hz)	Fh-OBW(Hz)	Limit(Hz)	Port
17.58M	5.81648G	5.83406G	18.741M	5.816004G	5.834745G	500k	1
17.55M	5.81648G	5.83403G	18.201M	5.816184G	5.834385G	500k	2

802.11ac VHT40_Nss1,(MCS0)_2TX

EBW

5190MHz

20/12/2019

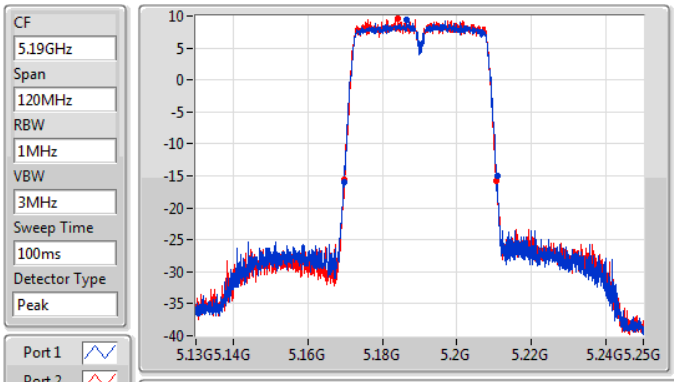

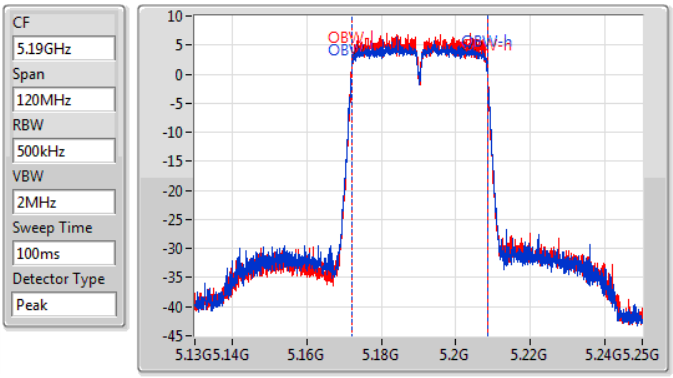

26dB(Hz)	Fl-26dB(Hz)	Fh-26dB(Hz)	OBW(Hz)	Fl-OBW(Hz)	Fh-OBW(Hz)	Limit(Hz)	Port
41.04M	5.16972G	5.21076G	36.462M	5.172009G	5.208471G	Inf	1
40.92M	5.16978G	5.2107G	36.342M	5.172069G	5.208411G	Inf	2

802.11ac VHT40_Nss1,(MCS0)_2TX

EBW

5230MHz

20/12/2019

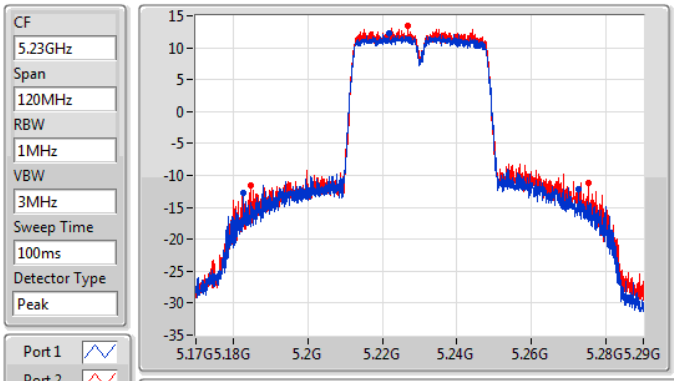

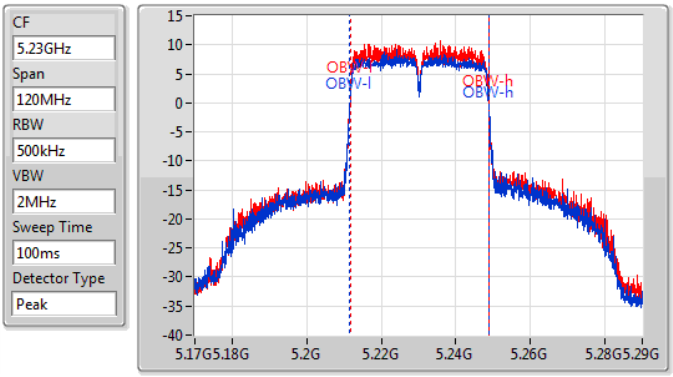

26dB(Hz)	Fl-26dB(Hz)	Fh-26dB(Hz)	OBW(Hz)	Fl-OBW(Hz)	Fh-OBW(Hz)	Limit(Hz)	Port
89.88M	5.18272G	5.2726G	37.421M	5.211529G	5.248951G	Inf	1
90.66M	5.18464G	5.2753G	37.001M	5.211769G	5.248771G	Inf	2

802.11ac VHT40_Nss1,(MCS0)_2TX EBW

5755MHz

20/12/2019

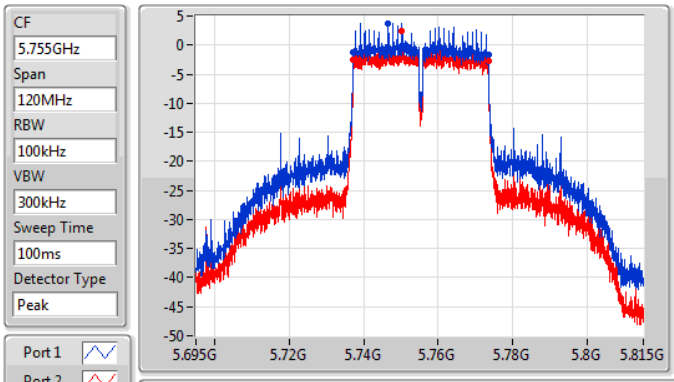

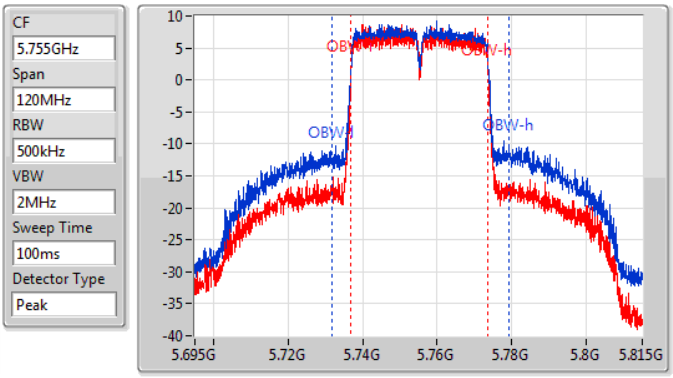

6dB(Hz)	Fl-6dB(Hz)	Fh-6dB(Hz)	OBW(Hz)	Fl-OBW(Hz)	Fh-OBW(Hz)	Limit(Hz)	Port
36.3M	5.73718G	5.77348G	47.676M	5.731672G	5.779348G	500k	1
36.3M	5.73718G	5.77348G	36.762M	5.736949G	5.773711G	500k	2

802.11ac VHT40_Nss1,(MCS0)_2TX EBW

5795MHz

20/12/2019

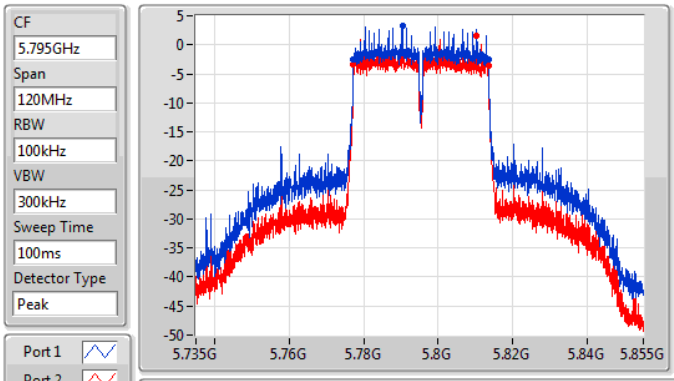

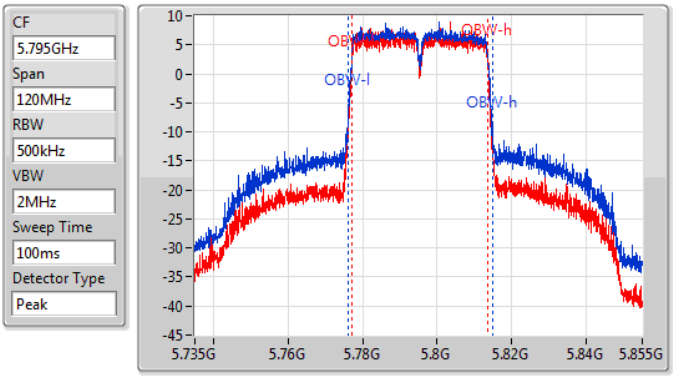

6dB(Hz)	Fl-6dB(Hz)	Fh-6dB(Hz)	OBW(Hz)	Fl-OBW(Hz)	Fh-OBW(Hz)	Limit(Hz)	Port
36.3M	5.77718G	5.81348G	38.501M	5.776229G	5.81473G	500k	1
36.3M	5.77718G	5.81348G	36.642M	5.777009G	5.813651G	500k	2

802.11ac VHT80_Nss1,(MCS0)_2TX

EBW

5210MHz

13/01/2020

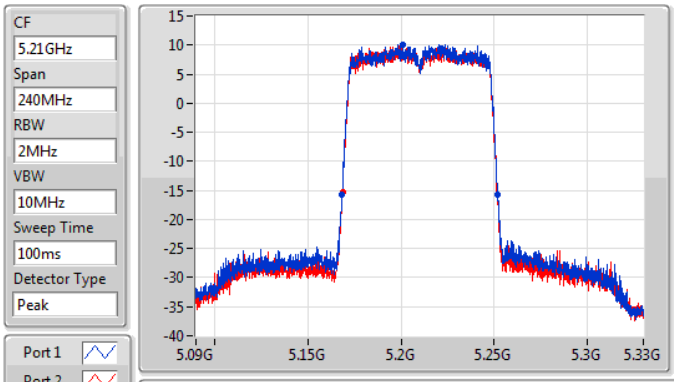

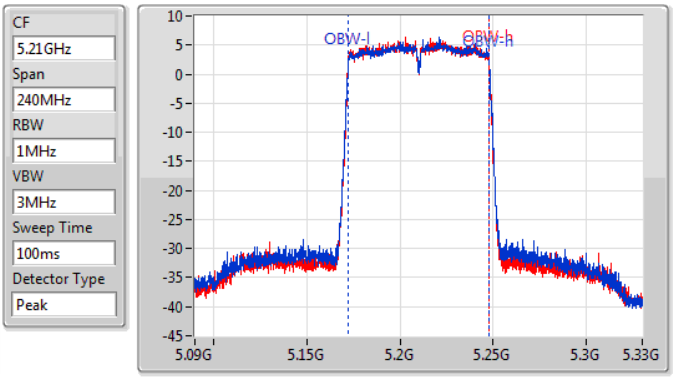

26dB(Hz)	Fl-26dB(Hz)	Fh-26dB(Hz)	OBW(Hz)	Fl-OBW(Hz)	Fh-OBW(Hz)	Limit(Hz)	Port
83.64M	5.16836G	5.252G	75.802M	5.172219G	5.248021G	Inf	1
82.92M	5.1686G	5.25152G	75.682M	5.172219G	5.247901G	Inf	2

802.11ac VHT80_Nss1,(MCS0)_2TX

EBW

5775MHz

20/12/2019

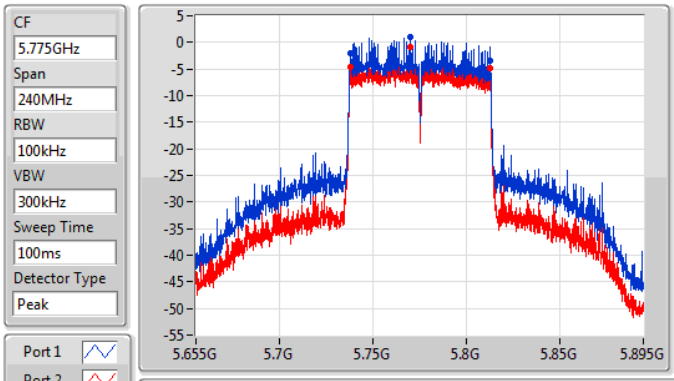

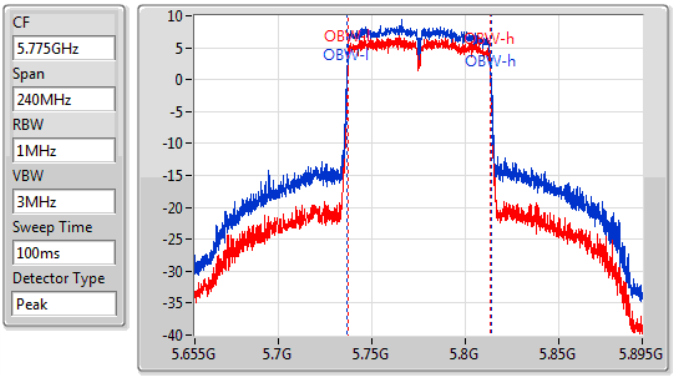

6dB(Hz)	Fl-6dB(Hz)	Fh-6dB(Hz)	OBW(Hz)	Fl-OBW(Hz)	Fh-OBW(Hz)	Limit(Hz)	Port
75.24M	5.73768G	5.81292G	77.361M	5.736499G	5.813861G	500k	1
75.24M	5.73768G	5.81292G	76.042M	5.737219G	5.813261G	500k	2

Summary

Mode	Total Power (dBm)	Total Power (W)	EIRP (dBm)	EIRP (W)
5.15-5.25GHz	-	-	-	-
802.11a_Nss1,(6Mbps)_2TX	22.17	0.16482	24.35	0.27227
802.11ac VHT20_Nss1,(MCS0)_2TX	21.22	0.13243	23.40	0.21878
802.11ac VHT40_Nss1,(MCS0)_2TX	20.70	0.11749	22.88	0.19409
802.11ac VHT80_Nss1,(MCS0)_2TX	16.93	0.04932	19.11	0.08147
5.725-5.85GHz	-	-	-	-
802.11a_Nss1,(6Mbps)_2TX	21.01	0.12618	23.14	0.20606
802.11ac VHT20_Nss1,(MCS0)_2TX	20.92	0.12359	23.05	0.20184
802.11ac VHT40_Nss1,(MCS0)_2TX	20.10	0.10233	22.23	0.16711
802.11ac VHT80_Nss1,(MCS0)_2TX	18.96	0.07870	21.09	0.12853

Result

Mode	Result	DG (dBi)	Port 1 (dBm)	Port 2 (dBm)	Total Power (dBm)	Power Limit (dBm)	EIRP (dBm)	EIRP Limit (dBm)
802.11a_Nss1,(6Mbps)_2TX	-	-	-	-	-	-	-	-
5180MHz	Pass	2.18	17.15	17.30	20.24	23.98	22.42	30.00
5200MHz	Pass	2.18	19.23	19.09	22.17	23.98	24.35	30.00
5240MHz	Pass	2.18	18.84	18.57	21.72	23.98	23.90	30.00
5745MHz	Pass	2.13	18.78	17.06	21.01	30.00	23.14	36.00
5785MHz	Pass	2.13	18.16	16.28	20.33	30.00	22.46	36.00
5825MHz	Pass	2.13	17.66	16.06	19.94	30.00	22.07	36.00
802.11ac VHT20_Nss1,(MCS0)_2TX	-	-	-	-	-	-	-	-
5180MHz	Pass	2.18	17.05	16.99	20.03	23.98	22.21	30.00
5200MHz	Pass	2.18	17.80	17.86	20.84	23.98	23.02	30.00
5240MHz	Pass	2.18	18.08	18.34	21.22	23.98	23.40	30.00
5745MHz	Pass	2.13	18.68	16.98	20.92	30.00	23.05	36.00
5785MHz	Pass	2.13	18.02	16.20	20.21	30.00	22.34	36.00
5825MHz	Pass	2.13	17.66	15.90	19.88	30.00	22.01	36.00
802.11ac VHT40_Nss1,(MCS0)_2TX	-	-	-	-	-	-	-	-
5190MHz	Pass	2.18	14.92	14.32	17.64	23.98	19.82	30.00
5230MHz	Pass	2.18	17.56	17.81	20.70	23.98	22.88	30.00
5755MHz	Pass	2.13	17.83	16.20	20.10	30.00	22.23	36.00
5795MHz	Pass	2.13	17.33	15.64	19.58	30.00	21.71	36.00
802.11ac VHT80_Nss1,(MCS0)_2TX	-	-	-	-	-	-	-	-
5210MHz	Pass	2.18	14.13	13.69	16.93	23.98	19.11	30.00
5775MHz	Pass	2.13	16.72	15.02	18.96	30.00	21.09	36.00

DG = Directional Gain; **Port X** = Port X output power

Summary

Mode	PD (dBm/RBW)	EIRP PD (dBm/RBW)
5.15-5.25GHz	-	-
802.11a_Nss1,(6Mbps)_2TX	9.43	14.62
802.11ac VHT20_Nss1,(MCS0)_2TX	8.31	13.50
802.11ac VHT40_Nss1,(MCS0)_2TX	4.72	9.91
802.11ac VHT80_Nss1,(MCS0)_2TX	-1.89	3.30
5.725-5.85GHz	-	-
802.11a_Nss1,(6Mbps)_2TX	6.59	11.73
802.11ac VHT20_Nss1,(MCS0)_2TX	6.18	11.32
802.11ac VHT40_Nss1,(MCS0)_2TX	2.52	7.66
802.11ac VHT80_Nss1,(MCS0)_2TX	-1.25	3.89

RBW = 500 kHz for 5.725-5.85GHz band / 1MHz for other band;

Result

Mode	Result	DG (dBi)	Port 1 (dBm/RBW)	Port 2 (dBm/RBW)	PD (dBm/RBW)	PD Limit (dBm/RBW)	EIRP PD (dBm/RBW)	EIRP PD Limit (dBm/RBW)
802.11a_Nss1,(6Mbps)_2TX	-	-	-	-	-	-	-	-
5180MHz	Pass	5.19	4.29	4.52	7.37	11.00	12.56	17.00
5200MHz	Pass	5.19	6.48	6.35	9.43	11.00	14.62	17.00
5240MHz	Pass	5.19	6.08	5.84	8.94	11.00	14.13	17.00
5745MHz	Pass	5.14	4.41	2.71	6.59	30.00	11.73	36.00
5785MHz	Pass	5.14	3.76	1.87	5.88	30.00	11.02	36.00
5825MHz	Pass	5.14	3.22	1.66	5.45	30.00	10.59	36.00
802.11ac VHT20_Nss1,(MCS0)_2TX	-	-	-	-	-	-	-	-
5180MHz	Pass	5.19	3.97	3.90	6.90	11.00	12.09	17.00
5200MHz	Pass	5.19	4.78	4.88	7.83	11.00	13.02	17.00
5240MHz	Pass	5.19	5.16	5.5	8.31	11.00	13.50	17.00
5745MHz	Pass	5.14	3.97	2.28	6.18	30.00	11.32	36.00
5785MHz	Pass	5.14	3.32	1.45	5.44	30.00	10.58	36.00
5825MHz	Pass	5.14	2.87	1.14	5.03	30.00	10.17	36.00
802.11ac VHT40_Nss1,(MCS0)_2TX	-	-	-	-	-	-	-	-
5190MHz	Pass	5.19	-1.27	-1.53	1.58	11.00	6.77	17.00
5230MHz	Pass	5.19	1.62	1.88	4.72	11.00	9.91	17.00
5755MHz	Pass	5.14	0.28	-1.4	2.52	30.00	7.66	36.00
5795MHz	Pass	5.14	-0.27	-2.01	1.89	30.00	7.03	36.00
802.11ac VHT80_Nss1,(MCS0)_2TX	-	-	-	-	-	-	-	-
5210MHz	Pass	5.19	-4.70	-5.08	-1.89	11.00	3.30	17.00
5775MHz	Pass	5.14	-3.27	-5.42	-1.25	30.00	3.89	36.00

DG = Directional Gain; **RBW** = 500 kHz for 5.725-5.85GHz band / 1MHz for other band;
PD = trace bin-by-bin of each transmits port summing can be performed maximum power density; **Port X** = Port X power density;

802.11a_Nss1,(6Mbps)_2TX

PSD

5180MHz

13/01/2020

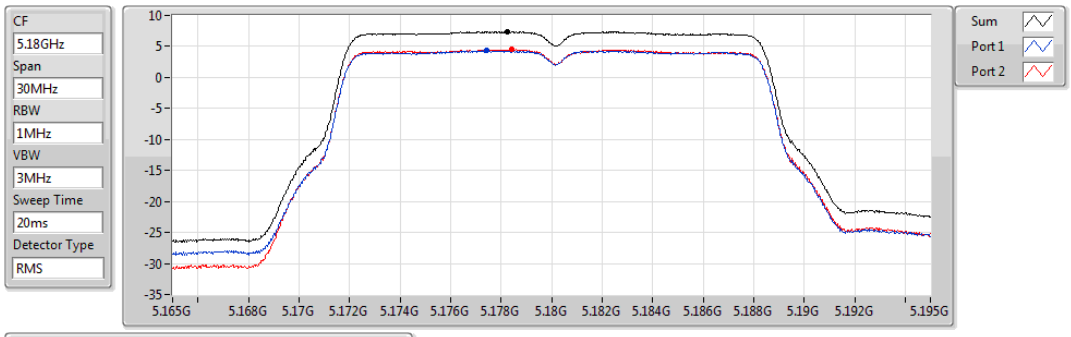

Sum	PD	Port 1	Port 2
(dBm/RBW)	(dBm/RBW)	(dBm/RBW)	(dBm/RBW)
7.37	7.37	4.29	4.52

802.11a_Nss1,(6Mbps)_2TX

PSD

5200MHz

19/12/2019

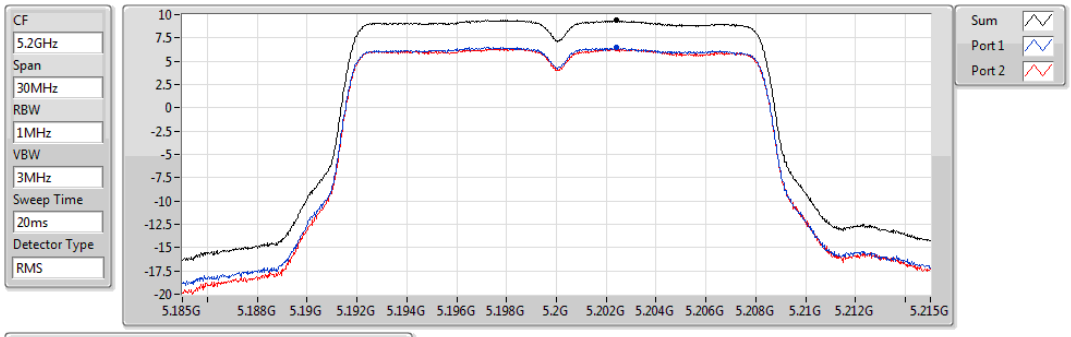

Sum	PD	Port 1	Port 2
(dBm/RBW)	(dBm/RBW)	(dBm/RBW)	(dBm/RBW)
9.43	9.43	6.48	6.35

802.11a_Nss1,(6Mbps)_2TX

PSD

5240MHz

19/12/2019

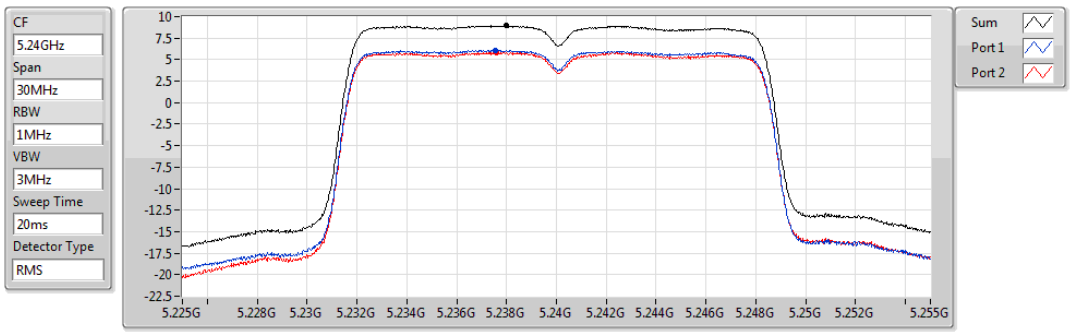

Sum	PD	Port 1	Port 2
(dBm/RBW)	(dBm/RBW)	(dBm/RBW)	(dBm/RBW)
8.94	8.94	6.08	5.84

802.11a_Nss1,(6Mbps)_2TX

PSD

5745MHz

20/12/2019

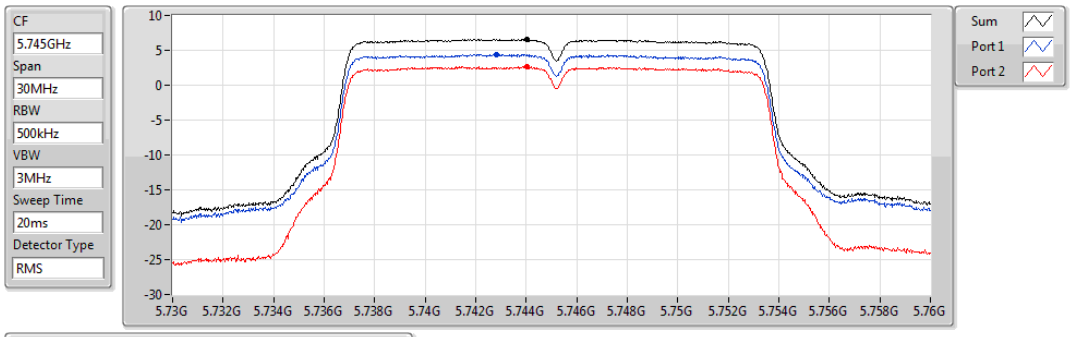

Sum	PD	Port 1	Port 2
(dBm/RBW)	(dBm/RBW)	(dBm/RBW)	(dBm/RBW)
6.59	6.59	4.41	2.71

802.11a_Nss1,(6Mbps)_2TX

PSD

5785MHz

20/12/2019

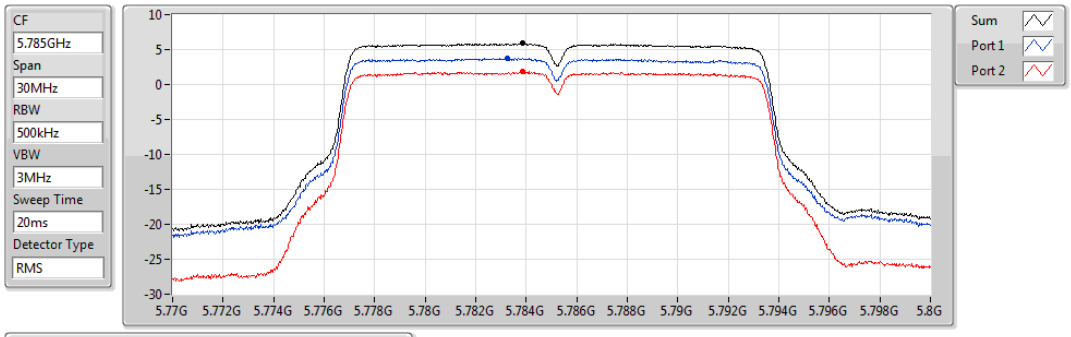

Sum	PD	Port 1	Port 2
(dBm/RBW)	(dBm/RBW)	(dBm/RBW)	(dBm/RBW)
5.88	5.88	3.76	1.87

802.11a_Nss1,(6Mbps)_2TX

PSD

5825MHz

20/12/2019

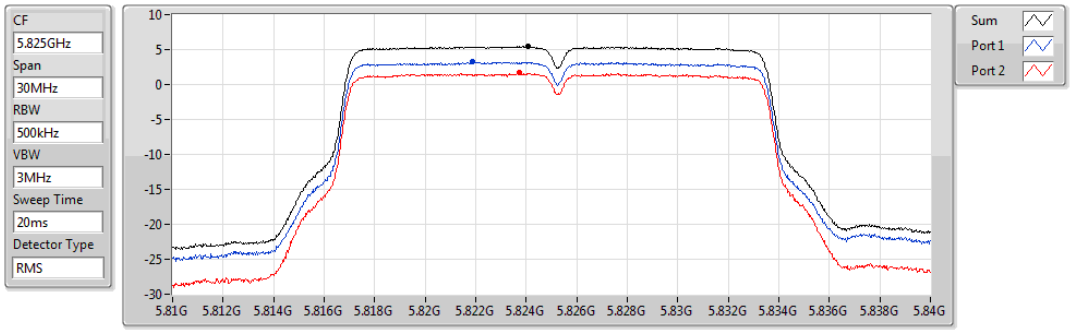

Sum	PD	Port 1	Port 2
(dBm/RBW)	(dBm/RBW)	(dBm/RBW)	(dBm/RBW)
5.45	5.45	3.22	1.66

802.11ac VHT20_Nss1,(MCS0)_2TX

PSD

5180MHz

13/01/2020

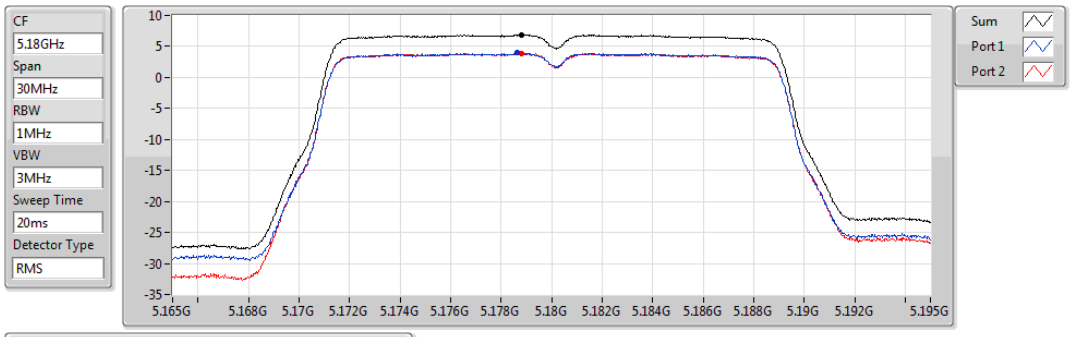

Sum	PD	Port 1	Port 2
(dBm/RBW)	(dBm/RBW)	(dBm/RBW)	(dBm/RBW)
6.90	6.90	3.97	3.90

802.11ac VHT20_Nss1,(MCS0)_2TX

PSD

5200MHz

20/12/2019

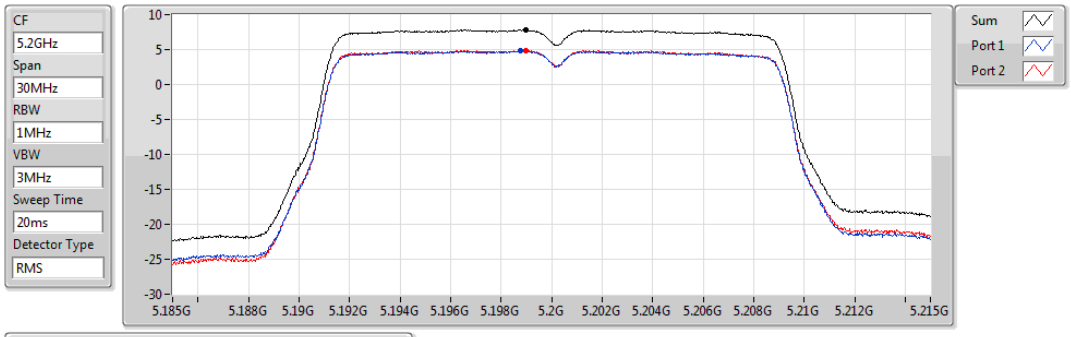

Sum	PD	Port 1	Port 2
(dBm/RBW)	(dBm/RBW)	(dBm/RBW)	(dBm/RBW)
7.83	7.83	4.78	4.88

802.11ac VHT20_Nss1,(MCS0)_2TX

PSD

5240MHz

20/12/2019

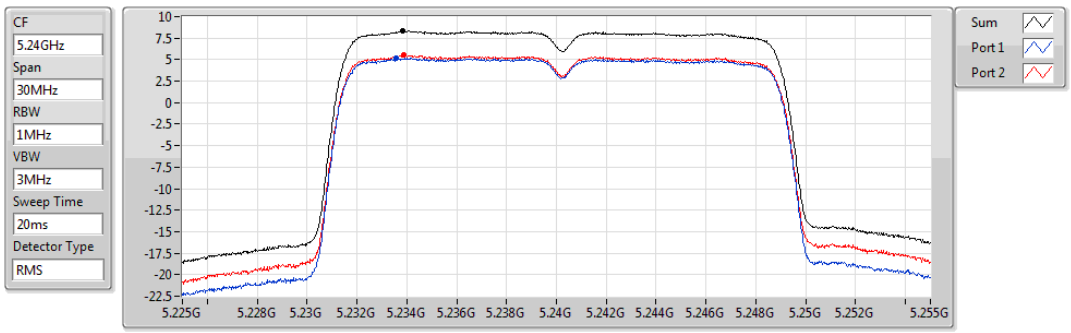

Sum	PD	Port 1	Port 2
(dBm/RBW)	(dBm/RBW)	(dBm/RBW)	(dBm/RBW)
8.31	8.31	5.16	5.50

802.11ac VHT20_Nss1,(MCS0)_2TX

PSD

5745MHz

20/12/2019

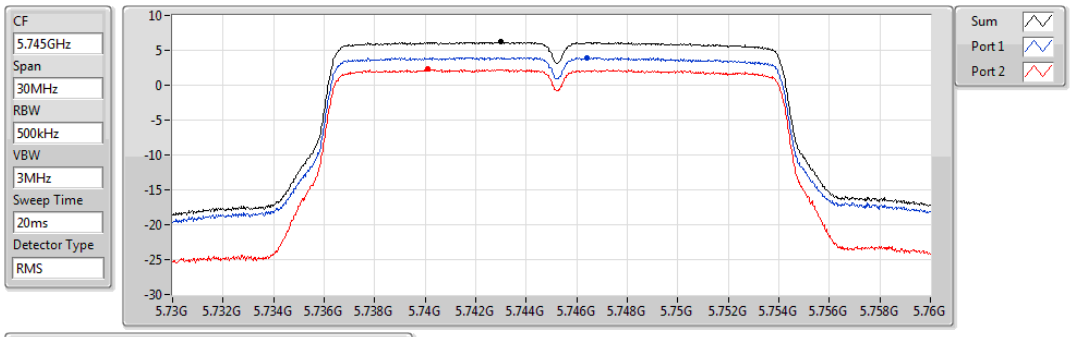

Sum	PD	Port 1	Port 2
(dBm/RBW)	(dBm/RBW)	(dBm/RBW)	(dBm/RBW)
6.18	6.18	3.97	2.28

802.11ac VHT20_Nss1,(MCS0)_2TX

PSD

5785MHz

20/12/2019

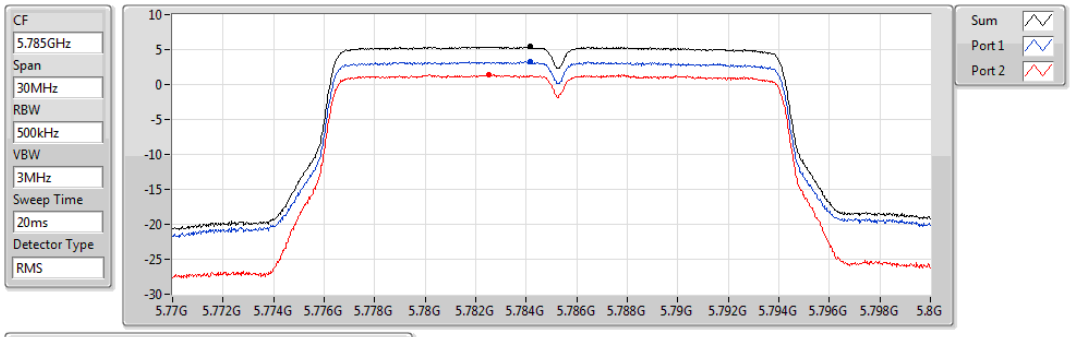

Sum	PD	Port 1	Port 2
(dBm/RBW)	(dBm/RBW)	(dBm/RBW)	(dBm/RBW)
5.44	5.44	3.32	1.45

802.11ac VHT20_Nss1,(MCS0)_2TX

PSD

5825MHz

20/12/2019

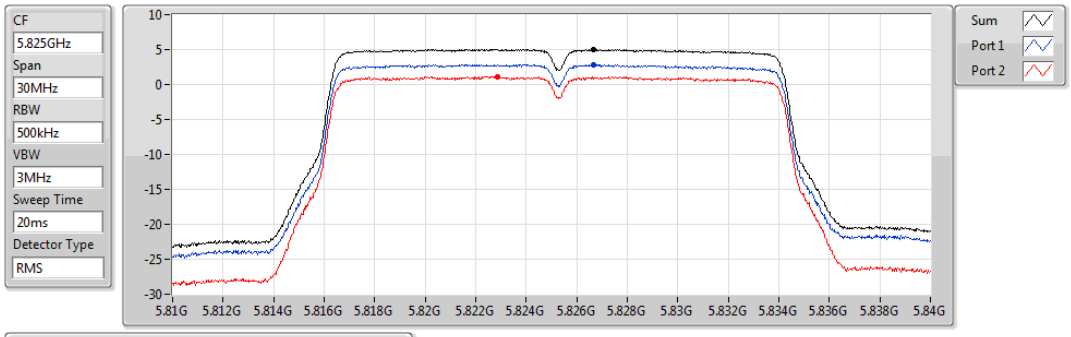

Sum	PD	Port 1	Port 2
(dBm/RBW)	(dBm/RBW)	(dBm/RBW)	(dBm/RBW)
5.03	5.03	2.87	1.14

802.11ac VHT40_Nss1,(MCS0)_2TX

PSD

5190MHz

20/12/2019

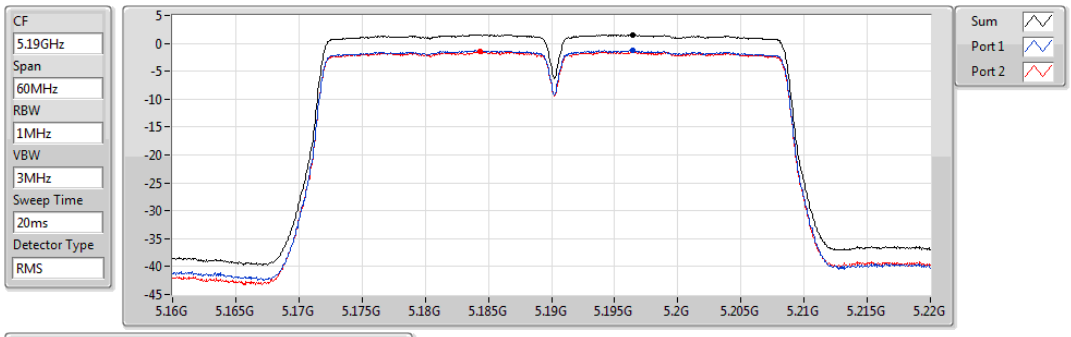

Sum	PD	Port 1	Port 2
(dBm/RBW)	(dBm/RBW)	(dBm/RBW)	(dBm/RBW)
1.58	1.58	-1.27	-1.53

802.11ac VHT40_Nss1,(MCS0)_2TX

PSD

5230MHz

20/12/2019

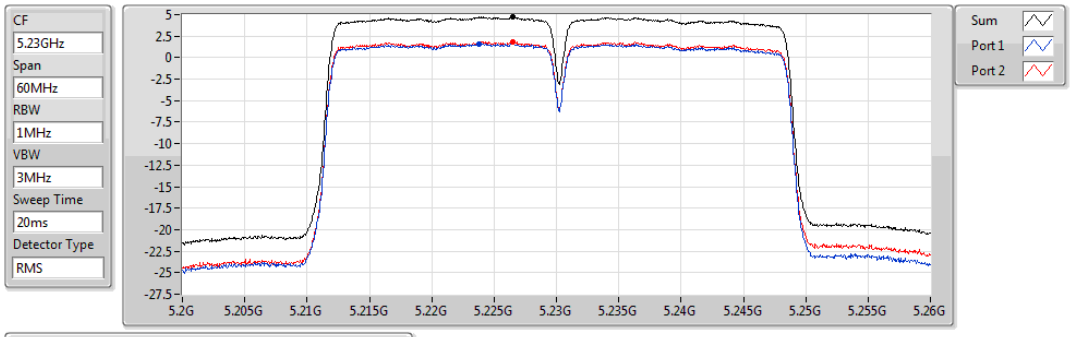

Sum	PD	Port 1	Port 2
(dBm/RBW)	(dBm/RBW)	(dBm/RBW)	(dBm/RBW)
4.72	4.72	1.62	1.88

802.11ac VHT40_Nss1,(MCS0)_2TX

PSD

5755MHz

20/12/2019

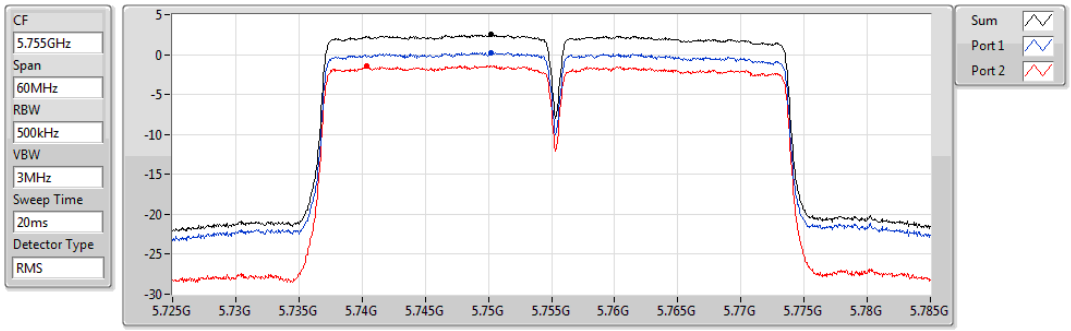

Sum	PD	Port 1	Port 2
(dBm/RBW)	(dBm/RBW)	(dBm/RBW)	(dBm/RBW)
2.52	2.52	0.28	-1.40

802.11ac VHT40_Nss1,(MCS0)_2TX

PSD

5795MHz

20/12/2019

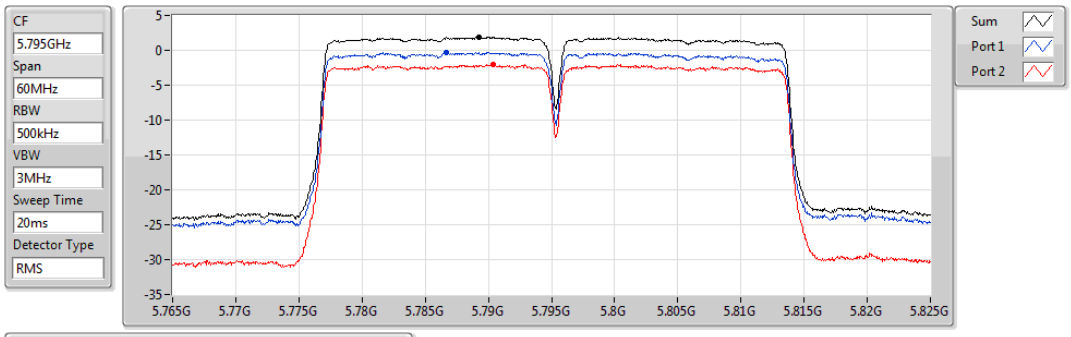

Sum	PD	Port 1	Port 2
(dBm/RBW)	(dBm/RBW)	(dBm/RBW)	(dBm/RBW)
1.89	1.89	-0.27	-2.01

802.11ac VHT80_Nss1,(MCS0)_2TX

PSD

5210MHz

13/01/2020

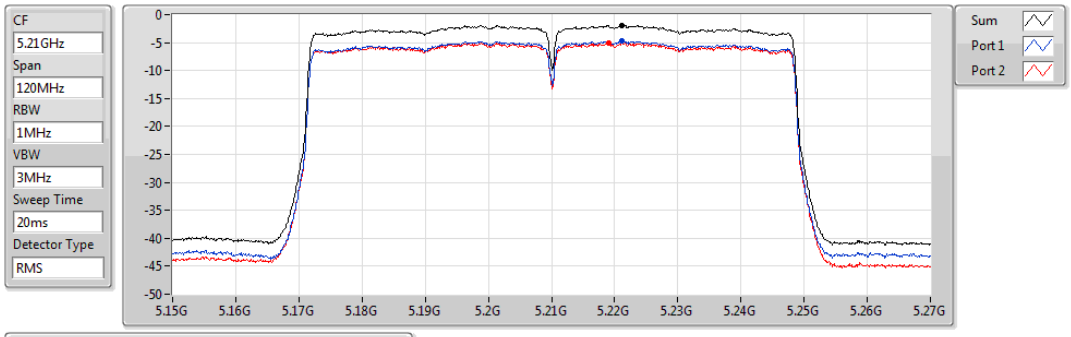

Sum	PD	Port 1	Port 2
(dBm/RBW)	(dBm/RBW)	(dBm/RBW)	(dBm/RBW)
-1.89	-1.89	-4.70	-5.08

802.11ac VHT80_Nss1,(MCS0)_2TX

PSD

5775MHz

20/12/2019

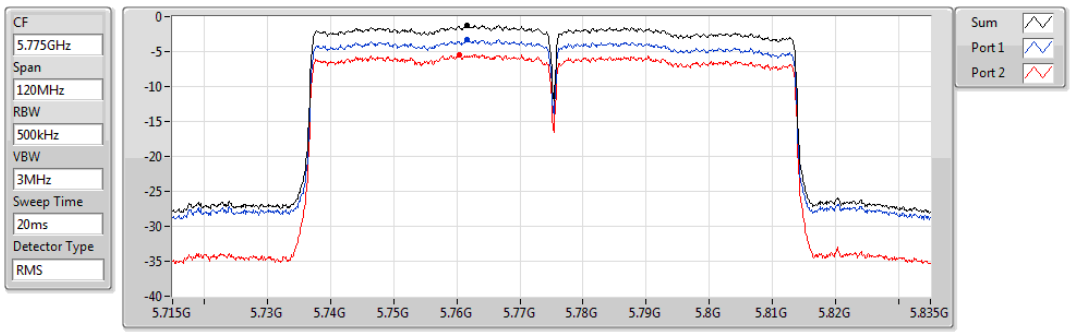

Sum	PD	Port 1	Port 2
(dBm/RBW)	(dBm/RBW)	(dBm/RBW)	(dBm/RBW)
-1.25	-1.25	-3.27	-5.42

Summary

Mode	Result	Type	Freq (Hz)	Level (dBuV/m)	Limit (dBuV/m)	Margin (dB)	Dist (m)	Condition	Azimuth (°)	Height (m)	Comments
5.725-5.85GHz	-	-	-	-	-	-	-	-	-	-	-
802.11ac VHT80_Nss1,(MCS0)_2TX	Pass	PK	425.76M	40.53	46.00	-5.47	3	Horizontal	0	1.00	-

Result

Mode	Result	Type	Freq (Hz)	Level (dBuV/m)	Limit (dBuV/m)	Margin (dB)	Dist (m)	Condition	Azimuth (°)	Height (m)	Comments
802.11ac VHT80_Nss1,(MCS0)_2TX	-	-	-	-	-	-	-	-	-	-	-
5775MHz	Pass	PK	61.04M	29.15	40.00	-10.85	3	Vertical	360	1.00	-
5775MHz	Pass	PK	125.06M	29.46	43.50	-14.04	3	Vertical	360	1.00	-
5775MHz	Pass	PK	245.34M	29.62	46.00	-16.38	3	Vertical	360	1.00	-
5775MHz	Pass	PK	425.76M	37.70	46.00	-8.30	3	Vertical	360	1.00	-
5775MHz	Pass	PK	575.14M	36.94	46.00	-9.06	3	Vertical	360	1.00	-
5775MHz	Pass	PK	747.8M	34.81	46.00	-11.19	3	Vertical	360	1.00	-
5775MHz	Pass	PK	61.04M	23.28	40.00	-16.72	3	Horizontal	0	1.00	-
5775MHz	Pass	PK	125.06M	32.84	43.50	-10.66	3	Horizontal	0	1.00	-
5775MHz	Pass	PK	307.42M	35.15	46.00	-10.85	3	Horizontal	0	1.00	-
5775MHz	Pass	PK	425.76M	40.53	46.00	-5.47	3	Horizontal	0	1.00	-
5775MHz	Pass	PK	575.14M	32.75	46.00	-13.25	3	Horizontal	0	1.00	-
5775MHz	Pass	PK	747.8M	35.19	46.00	-10.81	3	Horizontal	0	1.00	-
5775MHz	Pass	PK	41.64M	28.77	40.00	-11.23	3	Vertical	360	1.00	-
5775MHz	Pass	PK	175.5M	31.02	43.50	-12.48	3	Vertical	360	1.00	-
5775MHz	Pass	PK	262.8M	32.06	46.00	-13.94	3	Vertical	360	1.00	-
5775MHz	Pass	PK	425.76M	38.91	46.00	-7.09	3	Vertical	360	1.00	-
5775MHz	Pass	PK	575.14M	34.08	46.00	-11.92	3	Vertical	360	1.00	-
5775MHz	Pass	PK	800.18M	32.79	46.00	-13.21	3	Vertical	360	1.00	-
5775MHz	Pass	PK	41.64M	33.16	40.00	-6.84	3	Horizontal	0	1.00	-
5775MHz	Pass	PK	175.5M	35.86	43.50	-7.64	3	Horizontal	0	1.00	-
5775MHz	Pass	PK	425.76M	40.04	46.00	-5.96	3	Horizontal	0	1.00	-
5775MHz	Pass	PK	575.14M	37.35	46.00	-8.65	3	Horizontal	0	1.00	-
5775MHz	Pass	PK	800.18M	34.99	46.00	-11.01	3	Horizontal	0	1.00	-
5775MHz	Pass	PK	924.34M	34.62	46.00	-11.38	3	Horizontal	0	1.00	-

802.11ac VHT80_Nss1,(MCS0)_2TX

5775MHz_Adapter

13/01/2020

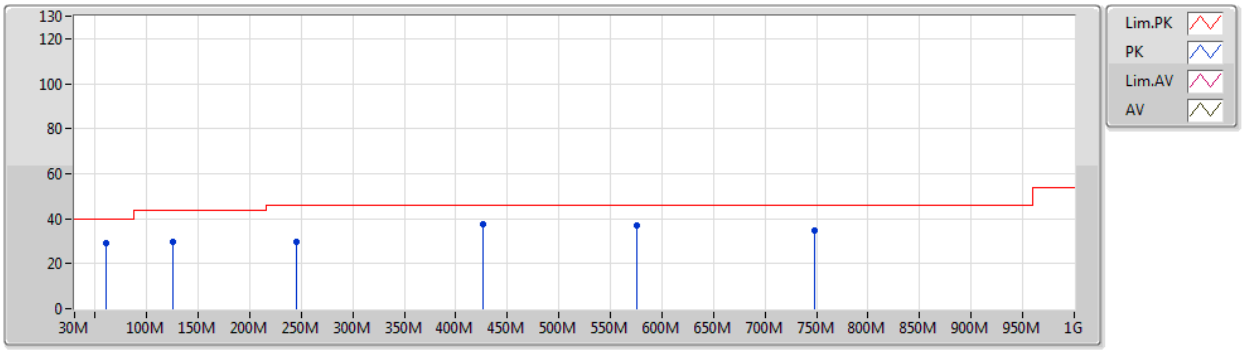

Type	Freq	Level	Limit	Margin	Factor	Dist	Condition	Azimuth	Height	Comment	Raw	AF	CL	PA
	(Hz)	(dBuV/m)	(dBuV/m)	(dB)	(dB)	(m)		(°)	(m)		(dBuV)	(dB)	(dB)	(dB)
PK	61.04M	29.15	40.00	-10.85	-25.47	3	Vertical	360	1.00	-	54.62	10.99	0.62	37.08
PK	125.06M	29.46	43.50	-14.04	-19.00	3	Vertical	360	1.00	-	48.46	16.76	0.91	36.67
PK	245.34M	29.62	46.00	-16.38	-17.81	3	Vertical	360	1.00	-	47.43	17.33	1.28	36.42
PK	425.76M	37.70	46.00	-8.30	-12.95	3	Vertical	360	1.00	-	50.65	22.01	1.75	36.71
PK	575.14M	36.94	46.00	-9.06	-10.41	3	Vertical	360	1.00	-	47.35	24.68	2.06	37.15
PK	747.8M	34.81	46.00	-11.19	-7.95	3	Vertical	360	1.00	-	42.76	27.13	2.35	37.43

802.11ac VHT80_Nss1,(MCS0)_2TX

5775MHz_Adapter

13/01/2020

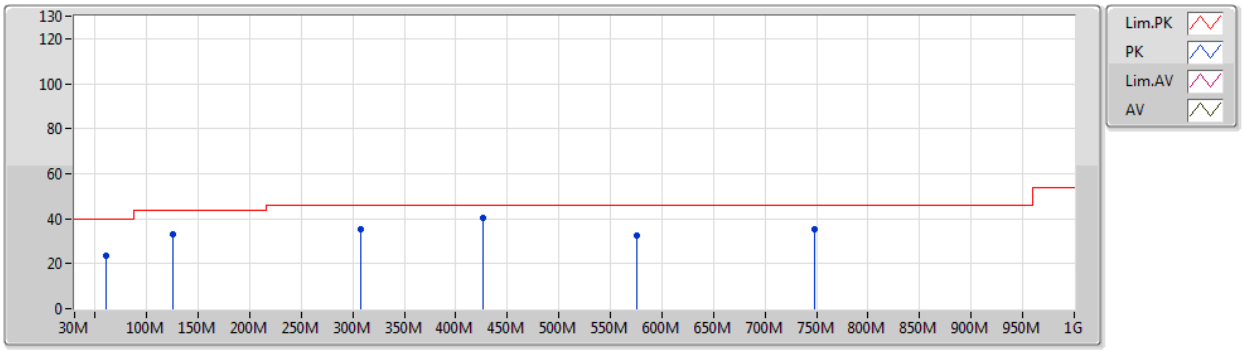

Type	Freq	Level	Limit	Margin	Factor	Dist	Condition	Azimuth	Height	Comment	Raw	AF	CL	PA
	(Hz)	(dBuV/m)	(dBuV/m)	(dB)	(dB)	(m)		(°)	(m)		(dBuV)	(dB)	(dB)	(dB)
PK	61.04M	23.28	40.00	-16.72	-25.47	3	Horizontal	0	1.00	-	48.75	10.99	0.62	37.08
PK	125.06M	32.84	43.50	-10.66	-19.00	3	Horizontal	0	1.00	-	51.84	16.76	0.91	36.67
PK	307.42M	35.15	46.00	-10.85	-16.55	3	Horizontal	0	1.00	-	51.70	18.48	1.46	36.49
PK	425.76M	40.53	46.00	-5.47	-12.95	3	Horizontal	0	1.00	-	53.48	22.01	1.75	36.71
PK	575.14M	32.75	46.00	-13.25	-10.41	3	Horizontal	0	1.00	-	43.16	24.68	2.06	37.15
PK	747.8M	35.19	46.00	-10.81	-7.95	3	Horizontal	0	1.00	-	43.14	27.13	2.35	37.43

802.11ac VHT80_Nss1,(MCS0)_2TX

5775MHz_USB

15/01/2020

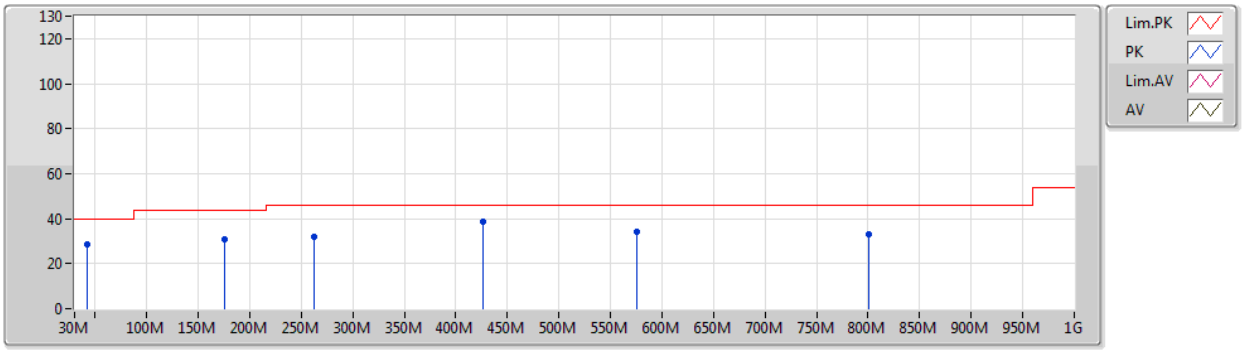

Type	Freq	Level	Limit	Margin	Factor	Dist	Condition	Azimuth	Height	Comment	Raw	AF	CL	PA
	(Hz)	(dBuV/m)	(dBuV/m)	(dB)	(dB)	(m)		(°)	(m)		(dBuV)	(dB)	(dB)	(dB)
PK	41.64M	28.77	40.00	-11.23	-19.06	3	Vertical	360	1.00	-	47.83	17.63	0.55	37.24
PK	175.5M	31.02	43.50	-12.48	-20.94	3	Vertical	360	1.00	-	51.96	14.42	1.10	36.46
PK	262.8M	32.06	46.00	-13.94	-15.81	3	Vertical	360	1.00	-	47.87	19.29	1.33	36.43
PK	425.76M	38.91	46.00	-7.09	-12.95	3	Vertical	360	1.00	-	51.86	22.01	1.75	36.71
PK	575.14M	34.08	46.00	-11.92	-10.41	3	Vertical	360	1.00	-	44.49	24.68	2.06	37.15
PK	800.18M	32.79	46.00	-13.21	-7.73	3	Vertical	360	1.00	-	40.52	27.31	2.46	37.50

802.11ac VHT80_Nss1,(MCS0)_2TX

5775MHz_USB

15/01/2020

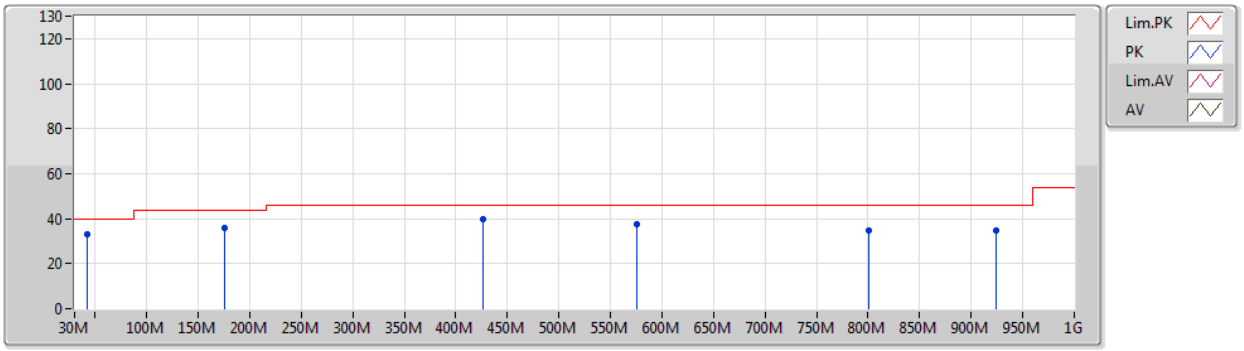

Type	Freq	Level	Limit	Margin	Factor	Dist	Condition	Azimuth	Height	Comment	Raw	AF	CL	PA
	(Hz)	(dBuV/m)	(dBuV/m)	(dB)	(dB)	(m)		(°)	(m)		(dBuV)	(dB)	(dB)	(dB)
PK	41.64M	33.16	40.00	-6.84	-19.06	3	Horizontal	0	1.00	-	52.22	17.63	0.55	37.24
PK	175.5M	35.86	43.50	-7.64	-20.94	3	Horizontal	0	1.00	-	56.80	14.42	1.10	36.46
PK	425.76M	40.04	46.00	-5.96	-12.95	3	Horizontal	0	1.00	-	52.99	22.01	1.75	36.71
PK	575.14M	37.35	46.00	-8.65	-10.41	3	Horizontal	0	1.00	-	47.76	24.68	2.06	37.15
PK	800.18M	34.99	46.00	-11.01	-7.73	3	Horizontal	0	1.00	-	42.72	27.31	2.46	37.50
PK	924.34M	34.62	46.00	-11.38	-5.78	3	Horizontal	0	1.00	-	40.40	29.05	2.57	37.40

Summary

Mode	Result	Type	Freq (Hz)	Level (dBuV/m)	Limit (dBuV/m)	Margin (dB)	Dist (m)	Condition	Azimuth (°)	Height (m)	Comments
5.15-5.25GHz	-	-	-	-	-	-	-	-	-	-	-
802.11a_Nss1,(6Mbps)_2TX	Pass	AV	5.1494G	53.70	54.00	-0.30	3	Horizontal	194	1.00	-
802.11ac VHT20_Nss1,(MCS0)_2TX	Pass	AV	5.1484G	53.84	54.00	-0.16	3	Vertical	304	3.00	-
802.11ac VHT40_Nss1,(MCS0)_2TX	Pass	AV	5.15G	53.88	54.00	-0.12	3	Vertical	227	2.70	-
802.11ac VHT80_Nss1,(MCS0)_2TX	Pass	AV	5.141G	53.38	54.00	-0.62	3	Vertical	302	2.96	-
5.725-5.85GHz	-	-	-	-	-	-	-	-	-	-	-
802.11a_Nss1,(6Mbps)_2TX	Pass	AV	11.66476G	47.30	54.00	-6.70	3	Horizontal	322	1.43	-
802.11ac VHT20_Nss1,(MCS0)_2TX	Pass	PK	5.9714G	60.72	68.20	-7.48	3	Horizontal	331	2.92	-
802.11ac VHT40_Nss1,(MCS0)_2TX	Pass	PK	5.6338G	61.89	68.20	-6.31	3	Vertical	232	3.00	-
802.11ac VHT80_Nss1,(MCS0)_2TX	Pass	PK	5.6454G	64.56	68.20	-3.64	3	Vertical	234	3.00	-

Result

Mode	Result	Type	Freq (Hz)	Level (dBuV/m)	Limit (dBuV/m)	Margin (dB)	Dist (m)	Condition	Azimuth (°)	Height (m)	Comments
802.11a_Nss1,(6Mbps)_2TX	-	-	-	-	-	-	-	-	-	-	-
5180MHz	Pass	AV	5.1486G	53.28	54.00	-0.72	3	Vertical	305	1.00	-
5180MHz	Pass	AV	5.183G	100.41	Inf	-Inf	3	Vertical	305	1.00	-
5180MHz	Pass	PK	5.1784G	109.91	Inf	-Inf	3	Vertical	305	1.00	-
5180MHz	Pass	PK	5.1486G	67.96	74.00	-6.04	3	Vertical	305	1.00	-
5180MHz	Pass	AV	5.1494G	53.70	54.00	-0.30	3	Horizontal	194	1.00	-
5180MHz	Pass	AV	5.1784G	97.61	Inf	-Inf	3	Horizontal	194	1.00	-
5180MHz	Pass	PK	5.148G	67.88	74.00	-6.12	3	Horizontal	194	1.00	-
5180MHz	Pass	PK	5.1784G	107.00	Inf	-Inf	3	Horizontal	194	1.00	-
5180MHz	Pass	PK	10.37428G	59.93	68.20	-8.27	3	Vertical	360	1.35	-
5180MHz	Pass	PK	10.36318G	59.98	68.20	-8.22	3	Horizontal	1	1.50	-
5200MHz	Pass	AV	5.1496G	49.66	54.00	-4.34	3	Vertical	230	2.60	-
5200MHz	Pass	AV	5.1992G	100.75	Inf	-Inf	3	Vertical	230	2.60	-
5200MHz	Pass	PK	5.1492G	62.52	74.00	-11.48	3	Vertical	230	2.60	-
5200MHz	Pass	PK	5.1988G	110.07	Inf	-Inf	3	Vertical	230	2.60	-
5200MHz	Pass	AV	5.1484G	48.88	54.00	-5.12	3	Horizontal	331	2.93	-
5200MHz	Pass	AV	5.1944G	99.32	Inf	-Inf	3	Horizontal	331	2.93	-
5200MHz	Pass	PK	5.1484G	61.33	74.00	-12.67	3	Horizontal	331	2.93	-
5200MHz	Pass	PK	5.1944G	108.78	Inf	-Inf	3	Horizontal	331	2.93	-
5200MHz	Pass	PK	10.38788G	59.94	68.20	-8.26	3	Vertical	92	2.42	-
5200MHz	Pass	PK	10.40354G	59.36	68.20	-8.84	3	Horizontal	271	1.25	-
5240MHz	Pass	AV	5.0918G	48.00	54.00	-6.00	3	Vertical	228	2.54	-
5240MHz	Pass	AV	5.2388G	101.40	Inf	-Inf	3	Vertical	228	2.54	-
5240MHz	Pass	AV	5.3888G	46.41	54.00	-7.59	3	Vertical	228	2.54	-
5240MHz	Pass	PK	5.0918G	60.54	74.00	-13.46	3	Vertical	228	2.54	-
5240MHz	Pass	PK	5.2388G	110.91	Inf	-Inf	3	Vertical	228	2.54	-
5240MHz	Pass	PK	5.3678G	59.15	74.00	-14.85	3	Vertical	228	2.54	-
5240MHz	Pass	AV	5.0936G	47.88	54.00	-6.12	3	Horizontal	327	2.11	-
5240MHz	Pass	AV	5.2334G	99.79	Inf	-Inf	3	Horizontal	327	2.11	-
5240MHz	Pass	AV	5.3876G	46.38	54.00	-7.62	3	Horizontal	327	2.11	-
5240MHz	Pass	PK	5.1212G	60.82	74.00	-13.18	3	Horizontal	327	2.11	-
5240MHz	Pass	PK	5.2388G	109.32	Inf	-Inf	3	Horizontal	327	2.11	-
5240MHz	Pass	PK	5.3702G	59.18	74.00	-14.82	3	Horizontal	327	2.11	-
5240MHz	Pass	PK	10.47538G	59.77	68.20	-8.43	3	Vertical	106	2.27	-
5240MHz	Pass	PK	10.49176G	59.31	68.20	-8.89	3	Horizontal	270	2.40	-
5745MHz	Pass	AV	5.7438G	99.88	Inf	-Inf	3	Vertical	233	2.52	-
5745MHz	Pass	PK	5.4858G	60.62	68.20	-7.58	3	Vertical	233	2.52	-
5745MHz	Pass	PK	5.7438G	109.02	Inf	-Inf	3	Vertical	233	2.52	-
5745MHz	Pass	PK	5.931G	60.59	68.20	-7.61	3	Vertical	233	2.52	-
5745MHz	Pass	AV	5.7498G	99.85	Inf	-Inf	3	Horizontal	326	3.00	-
5745MHz	Pass	PK	5.6502G	59.90	68.35	-8.45	3	Horizontal	326	3.00	-
5745MHz	Pass	PK	5.7498G	108.77	Inf	-Inf	3	Horizontal	326	3.00	-
5745MHz	Pass	PK	5.9814G	60.63	68.20	-7.57	3	Horizontal	326	3.00	-
5745MHz	Pass	AV	11.49594G	46.91	54.00	-7.09	3	Vertical	98	2.24	-
5745MHz	Pass	PK	11.49714G	59.80	74.00	-14.20	3	Vertical	98	2.24	-
5745MHz	Pass	AV	11.47758G	46.85	54.00	-7.15	3	Horizontal	262	2.19	-
5745MHz	Pass	PK	11.48766G	59.60	74.00	-14.40	3	Horizontal	262	2.19	-
5785MHz	Pass	AV	5.7886G	99.20	Inf	-Inf	3	Vertical	236	2.97	-

Mode	Result	Type	Freq (Hz)	Level (dBuV/m)	Limit (dBuV/m)	Margin (dB)	Dist (m)	Condition	Azimuth (°)	Height (m)	Comments
5785MHz	Pass	PK	5.5546G	59.91	68.20	-8.29	3	Vertical	236	2.97	-
5785MHz	Pass	PK	5.7838G	108.39	Inf	-Inf	3	Vertical	236	2.97	-
5785MHz	Pass	PK	5.9302G	60.33	68.20	-7.87	3	Vertical	236	2.97	-
5785MHz	Pass	AV	5.7898G	98.57	Inf	-Inf	3	Horizontal	329	3.00	-
5785MHz	Pass	PK	5.5582G	60.56	68.20	-7.64	3	Horizontal	329	3.00	-
5785MHz	Pass	PK	5.7898G	107.83	Inf	-Inf	3	Horizontal	329	3.00	-
5785MHz	Pass	PK	5.9794G	60.30	68.20	-7.90	3	Horizontal	329	3.00	-
5785MHz	Pass	AV	11.58122G	46.67	54.00	-7.33	3	Vertical	123	1.74	-
5785MHz	Pass	PK	11.58458G	60.08	74.00	-13.92	3	Vertical	123	1.74	-
5785MHz	Pass	AV	11.5589G	46.73	54.00	-7.27	3	Horizontal	141	2.19	-
5785MHz	Pass	PK	11.57132G	60.26	74.00	-13.74	3	Horizontal	141	2.19	-
5825MHz	Pass	AV	5.819G	99.32	Inf	-Inf	3	Vertical	231	2.45	-
5825MHz	Pass	PK	5.591G	61.06	68.20	-7.14	3	Vertical	231	2.45	-
5825MHz	Pass	PK	5.8238G	108.46	Inf	-Inf	3	Vertical	231	2.45	-
5825MHz	Pass	PK	5.939G	60.84	68.20	-7.36	3	Vertical	231	2.45	-
5825MHz	Pass	AV	5.8202G	98.57	Inf	-Inf	3	Horizontal	333	2.96	-
5825MHz	Pass	PK	5.6006G	59.60	68.20	-8.60	3	Horizontal	333	2.96	-
5825MHz	Pass	PK	5.819G	107.18	Inf	-Inf	3	Horizontal	333	2.96	-
5825MHz	Pass	PK	5.981G	60.80	68.20	-7.40	3	Horizontal	333	2.96	-
5825MHz	Pass	AV	11.64796G	47.14	54.00	-6.86	3	Vertical	58	2.20	-
5825MHz	Pass	PK	11.64466G	60.32	74.00	-13.68	3	Vertical	58	2.20	-
5825MHz	Pass	AV	11.66476G	47.30	54.00	-6.70	3	Horizontal	322	1.43	-
5825MHz	Pass	PK	11.63704G	60.70	74.00	-13.30	3	Horizontal	322	1.43	-
802.11ac VHT20_Nss1,(MCS0)_2TX	-	-	-	-	-	-	-	-	-	-	-
5180MHz	Pass	AV	5.1484G	53.84	54.00	-0.16	3	Vertical	304	3.00	-
5180MHz	Pass	AV	5.1734G	99.37	Inf	-Inf	3	Vertical	304	3.00	-
5180MHz	Pass	PK	5.1484G	69.09	74.00	-4.91	3	Vertical	304	3.00	-
5180MHz	Pass	PK	5.1758G	110.53	Inf	-Inf	3	Vertical	304	3.00	-
5180MHz	Pass	AV	5.1494G	51.65	54.00	-2.35	3	Horizontal	195	1.00	-
5180MHz	Pass	AV	5.1792G	95.89	Inf	-Inf	3	Horizontal	195	1.00	-
5180MHz	Pass	PK	5.1478G	65.42	74.00	-8.58	3	Horizontal	195	1.00	-
5180MHz	Pass	PK	5.177G	105.87	Inf	-Inf	3	Horizontal	195	1.00	-
5180MHz	Pass	PK	10.3616G	59.60	68.20	-8.60	3	Vertical	263	1.50	-
5180MHz	Pass	PK	10.35968G	60.06	68.20	-8.14	3	Horizontal	153	1.50	-
5200MHz	Pass	AV	5.15G	50.99	54.00	-3.01	3	Vertical	228	2.60	-
5200MHz	Pass	AV	5.1972G	100.88	Inf	-Inf	3	Vertical	228	2.60	-
5200MHz	Pass	PK	5.1484G	65.07	74.00	-8.93	3	Vertical	228	2.60	-
5200MHz	Pass	PK	5.198G	111.17	Inf	-Inf	3	Vertical	228	2.60	-
5200MHz	Pass	AV	5.15G	49.70	54.00	-4.30	3	Horizontal	336	2.94	-
5200MHz	Pass	AV	5.1948G	98.88	Inf	-Inf	3	Horizontal	336	2.94	-
5200MHz	Pass	PK	5.1496G	63.23	74.00	-10.77	3	Horizontal	336	2.94	-
5200MHz	Pass	PK	5.2028G	109.50	Inf	-Inf	3	Horizontal	336	2.94	-
5200MHz	Pass	PK	10.402G	59.76	68.20	-8.44	3	Vertical	283	1.15	-
5200MHz	Pass	PK	10.39963G	59.66	68.20	-8.54	3	Horizontal	342	2.10	-
5240MHz	Pass	AV	5.0996G	47.63	54.00	-6.37	3	Vertical	227	2.55	-
5240MHz	Pass	AV	5.2418G	101.02	Inf	-Inf	3	Vertical	227	2.55	-
5240MHz	Pass	AV	5.3864G	46.01	54.00	-7.99	3	Vertical	227	2.55	-
5240MHz	Pass	PK	5.1158G	61.03	74.00	-12.97	3	Vertical	227	2.55	-
5240MHz	Pass	PK	5.2442G	110.99	Inf	-Inf	3	Vertical	227	2.55	-

Mode	Result	Type	Freq (Hz)	Level (dBuV/m)	Limit (dBuV/m)	Margin (dB)	Dist (m)	Condition	Azimuth (°)	Height (m)	Comments
5240MHz	Pass	PK	5.3636G	59.90	74.00	-14.10	3	Vertical	227	2.55	-
5240MHz	Pass	AV	5.0996G	47.51	54.00	-6.49	3	Horizontal	328	2.11	-
5240MHz	Pass	AV	5.2346G	99.11	Inf	-Inf	3	Horizontal	328	2.11	-
5240MHz	Pass	AV	5.3876G	45.95	54.00	-8.05	3	Horizontal	328	2.11	-
5240MHz	Pass	PK	5.1488G	61.44	74.00	-12.56	3	Horizontal	328	2.11	-
5240MHz	Pass	PK	5.237G	109.13	Inf	-Inf	3	Horizontal	328	2.11	-
5240MHz	Pass	PK	5.3624G	59.88	74.00	-14.12	3	Horizontal	328	2.11	-
5240MHz	Pass	PK	10.47811G	59.94	68.20	-8.26	3	Vertical	130	2.40	-
5240MHz	Pass	PK	10.47768G	59.59	68.20	-8.61	3	Horizontal	176	2.54	-
5745MHz	Pass	AV	5.7474G	99.98	Inf	-Inf	3	Vertical	234	3.00	-
5745MHz	Pass	PK	5.571G	60.23	68.20	-7.97	3	Vertical	234	3.00	-
5745MHz	Pass	PK	5.7438G	109.88	Inf	-Inf	3	Vertical	234	3.00	-
5745MHz	Pass	PK	5.961G	60.44	68.20	-7.76	3	Vertical	234	3.00	-
5745MHz	Pass	AV	5.7474G	99.67	Inf	-Inf	3	Horizontal	324	3.00	-
5745MHz	Pass	PK	5.487G	60.27	68.20	-7.93	3	Horizontal	324	3.00	-
5745MHz	Pass	PK	5.7402G	109.90	Inf	-Inf	3	Horizontal	324	3.00	-
5745MHz	Pass	PK	5.9298G	60.27	68.20	-7.93	3	Horizontal	324	3.00	-
5745MHz	Pass	AV	11.49215G	46.45	54.00	-7.55	3	Vertical	310	1.23	-
5745MHz	Pass	PK	11.48911G	60.55	74.00	-13.45	3	Vertical	310	1.23	-
5745MHz	Pass	AV	11.49044G	46.45	54.00	-7.55	3	Horizontal	152	1.50	-
5745MHz	Pass	PK	11.48845G	60.38	74.00	-13.62	3	Horizontal	152	1.50	-
5785MHz	Pass	AV	5.7826G	98.91	Inf	-Inf	3	Vertical	231	3.00	-
5785MHz	Pass	PK	5.5078G	60.14	68.20	-8.06	3	Vertical	231	3.00	-
5785MHz	Pass	PK	5.7898G	108.68	Inf	-Inf	3	Vertical	231	3.00	-
5785MHz	Pass	PK	5.9434G	60.35	68.20	-7.85	3	Vertical	231	3.00	-
5785MHz	Pass	AV	5.7898G	98.75	Inf	-Inf	3	Horizontal	325	3.00	-
5785MHz	Pass	PK	5.5402G	60.04	68.20	-8.16	3	Horizontal	325	3.00	-
5785MHz	Pass	PK	5.7874G	108.25	Inf	-Inf	3	Horizontal	325	3.00	-
5785MHz	Pass	PK	5.953G	60.55	68.20	-7.65	3	Horizontal	325	3.00	-
5785MHz	Pass	AV	11.57149G	46.28	54.00	-7.72	3	Vertical	134	1.50	-
5785MHz	Pass	PK	11.57097G	60.38	74.00	-13.62	3	Vertical	134	1.50	-
5785MHz	Pass	AV	11.57224G	46.27	54.00	-7.73	3	Horizontal	257	1.50	-
5785MHz	Pass	PK	11.56986G	60.48	74.00	-13.52	3	Horizontal	257	1.50	-
5825MHz	Pass	AV	5.8226G	98.61	Inf	-Inf	3	Vertical	233	2.93	-
5825MHz	Pass	PK	5.5898G	59.88	68.20	-8.32	3	Vertical	233	2.93	-
5825MHz	Pass	PK	5.8202G	108.36	Inf	-Inf	3	Vertical	233	2.93	-
5825MHz	Pass	PK	5.9474G	60.51	68.20	-7.69	3	Vertical	233	2.93	-
5825MHz	Pass	AV	5.8202G	97.79	Inf	-Inf	3	Horizontal	331	2.92	-
5825MHz	Pass	PK	5.609G	60.51	68.20	-7.69	3	Horizontal	331	2.92	-
5825MHz	Pass	PK	5.8226G	108.35	Inf	-Inf	3	Horizontal	331	2.92	-
5825MHz	Pass	PK	5.9714G	60.72	68.20	-7.48	3	Horizontal	331	2.92	-
5825MHz	Pass	AV	11.64929G	46.47	54.00	-7.53	3	Vertical	254	1.50	-
5825MHz	Pass	PK	11.65237G	60.59	74.00	-13.41	3	Vertical	254	1.50	-
5825MHz	Pass	AV	11.64813G	46.44	54.00	-7.56	3	Horizontal	216	1.50	-
5825MHz	Pass	PK	11.65032G	60.46	74.00	-13.54	3	Horizontal	216	1.50	-
802.11ac VHT40_Nss1,(MCS0)_2TX	-	-	-	-	-	-	-	-	-	-	-
5190MHz	Pass	AV	5.15G	53.88	54.00	-0.12	3	Vertical	227	2.70	-
5190MHz	Pass	AV	5.1848G	93.12	Inf	-Inf	3	Vertical	227	2.70	-
5190MHz	Pass	PK	5.1416G	69.01	74.00	-4.99	3	Vertical	227	2.70	-

Mode	Result	Type	Freq (Hz)	Level (dBuV/m)	Limit (dBuV/m)	Margin (dB)	Dist (m)	Condition	Azimuth (°)	Height (m)	Comments
5190MHz	Pass	PK	5.1952G	103.23	Inf	-Inf	3	Vertical	227	2.70	-
5190MHz	Pass	AV	5.15G	53.29	54.00	-0.71	3	Horizontal	336	3.00	-
5190MHz	Pass	AV	5.1948G	91.96	Inf	-Inf	3	Horizontal	336	3.00	-
5190MHz	Pass	PK	5.1452G	66.96	74.00	-7.04	3	Horizontal	336	3.00	-
5190MHz	Pass	PK	5.1948G	102.43	Inf	-Inf	3	Horizontal	336	3.00	-
5190MHz	Pass	PK	10.37771G	60.36	68.20	-7.84	3	Vertical	82	1.49	-
5190MHz	Pass	PK	10.37855G	59.88	68.20	-8.32	3	Horizontal	320	2.81	-
5230MHz	Pass	AV	5.15G	51.29	54.00	-2.71	3	Vertical	229	2.54	-
5230MHz	Pass	AV	5.2372G	97.12	Inf	-Inf	3	Vertical	229	2.54	-
5230MHz	Pass	PK	5.1492G	64.29	74.00	-9.71	3	Vertical	229	2.54	-
5230MHz	Pass	PK	5.2392G	108.23	Inf	-Inf	3	Vertical	229	2.54	-
5230MHz	Pass	AV	5.1496G	50.08	54.00	-3.92	3	Horizontal	327	2.09	-
5230MHz	Pass	AV	5.2344G	94.99	Inf	-Inf	3	Horizontal	327	2.09	-
5230MHz	Pass	PK	5.1424G	62.35	74.00	-11.65	3	Horizontal	327	2.09	-
5230MHz	Pass	PK	5.2268G	106.31	Inf	-Inf	3	Horizontal	327	2.09	-
5230MHz	Pass	PK	10.4595G	59.70	68.20	-8.50	3	Vertical	359	1.26	-
5230MHz	Pass	PK	10.45982G	59.94	68.20	-8.26	3	Horizontal	77	2.71	-
5755MHz	Pass	AV	5.749G	97.23	Inf	-Inf	3	Vertical	232	3.00	-
5755MHz	Pass	PK	5.6338G	61.89	68.20	-6.31	3	Vertical	232	3.00	-
5755MHz	Pass	PK	5.7466G	108.22	Inf	-Inf	3	Vertical	232	3.00	-
5755MHz	Pass	PK	5.9542G	60.53	68.20	-7.67	3	Vertical	232	3.00	-
5755MHz	Pass	AV	5.7502G	97.71	Inf	-Inf	3	Horizontal	322	3.00	-
5755MHz	Pass	PK	5.6338G	61.77	68.20	-6.43	3	Horizontal	322	3.00	-
5755MHz	Pass	PK	5.7466G	107.87	Inf	-Inf	3	Horizontal	322	3.00	-
5755MHz	Pass	PK	5.9842G	61.53	68.20	-6.67	3	Horizontal	322	3.00	-
5755MHz	Pass	AV	11.51137G	46.35	54.00	-7.65	3	Vertical	90	1.30	-
5755MHz	Pass	PK	11.50923G	60.50	74.00	-13.50	3	Vertical	90	1.30	-
5755MHz	Pass	AV	11.51214G	46.37	54.00	-7.63	3	Horizontal	298	1.50	-
5755MHz	Pass	PK	11.50846G	60.14	74.00	-13.86	3	Horizontal	298	1.50	-
5795MHz	Pass	AV	5.7902G	95.78	Inf	-Inf	3	Vertical	233	3.00	-
5795MHz	Pass	PK	5.6486G	60.22	68.20	-7.98	3	Vertical	233	3.00	-
5795MHz	Pass	PK	5.783G	105.89	Inf	-Inf	3	Vertical	233	3.00	-
5795MHz	Pass	PK	5.9294G	61.47	68.20	-6.73	3	Vertical	233	3.00	-
5795MHz	Pass	AV	5.7902G	95.45	Inf	-Inf	3	Horizontal	324	3.00	-
5795MHz	Pass	PK	5.5982G	60.18	68.20	-8.02	3	Horizontal	324	3.00	-
5795MHz	Pass	PK	5.7818G	105.62	Inf	-Inf	3	Horizontal	324	3.00	-
5795MHz	Pass	PK	5.9618G	60.93	68.20	-7.27	3	Horizontal	324	3.00	-
5795MHz	Pass	AV	11.58815G	46.36	54.00	-7.64	3	Vertical	37	1.19	-
5795MHz	Pass	PK	11.59006G	60.77	74.00	-13.23	3	Vertical	37	1.19	-
5795MHz	Pass	AV	11.5898G	46.35	54.00	-7.65	3	Horizontal	337	1.50	-
5795MHz	Pass	PK	11.5884G	61.01	74.00	-12.99	3	Horizontal	337	1.50	-
802.11ac VHT80_Nss1,(MCS0)_2TX	-	-	-	-	-	-	-	-	-	-	-
5210MHz	Pass	AV	5.141G	53.38	54.00	-0.62	3	Vertical	302	2.96	-
5210MHz	Pass	AV	5.196G	91.68	Inf	-Inf	3	Vertical	302	2.96	-
5210MHz	Pass	AV	5.446G	47.73	54.00	-6.27	3	Vertical	302	2.96	-
5210MHz	Pass	PK	5.138G	64.04	74.00	-9.96	3	Vertical	302	2.96	-
5210MHz	Pass	PK	5.206G	100.05	Inf	-Inf	3	Vertical	302	2.96	-
5210MHz	Pass	PK	5.424G	59.36	74.00	-14.64	3	Vertical	302	2.96	-
5210MHz	Pass	AV	5.147G	51.35	54.00	-2.65	3	Horizontal	195	1.00	-

Mode	Result	Type	Freq (Hz)	Level (dBuV/m)	Limit (dBuV/m)	Margin (dB)	Dist (m)	Condition	Azimuth (°)	Height (m)	Comments
5210MHz	Pass	AV	5.225G	88.03	Inf	-Inf	3	Horizontal	195	1.00	-
5210MHz	Pass	AV	5.407G	47.46	54.00	-6.54	3	Horizontal	195	1.00	-
5210MHz	Pass	PK	5.144G	64.28	74.00	-9.72	3	Horizontal	195	1.00	-
5210MHz	Pass	PK	5.227G	96.66	Inf	-Inf	3	Horizontal	195	1.00	-
5210MHz	Pass	PK	5.438G	58.96	74.00	-15.04	3	Horizontal	195	1.00	-
5210MHz	Pass	PK	10.4197G	60.10	68.20	-8.10	3	Vertical	105	2.72	-
5210MHz	Pass	PK	10.42062G	59.76	68.20	-8.44	3	Horizontal	249	1.50	-
5775MHz	Pass	AV	5.7618G	94.41	Inf	-Inf	3	Vertical	234	3.00	-
5775MHz	Pass	PK	5.6454G	64.56	68.20	-3.64	3	Vertical	234	3.00	-
5775MHz	Pass	PK	5.7714G	102.79	Inf	-Inf	3	Vertical	234	3.00	-
5775MHz	Pass	PK	5.9442G	60.99	68.20	-7.21	3	Vertical	234	3.00	-
5775MHz	Pass	AV	5.7474G	93.61	Inf	-Inf	3	Horizontal	323	3.00	-
5775MHz	Pass	PK	5.649G	63.68	68.20	-4.52	3	Horizontal	323	3.00	-
5775MHz	Pass	PK	5.7498G	101.94	Inf	-Inf	3	Horizontal	323	3.00	-
5775MHz	Pass	PK	5.9874G	61.24	68.20	-6.96	3	Horizontal	323	3.00	-
5775MHz	Pass	AV	11.55102G	48.10	54.00	-5.90	3	Vertical	12	1.50	-
5775MHz	Pass	PK	11.54993G	59.91	74.00	-14.09	3	Vertical	12	1.50	-
5775MHz	Pass	AV	11.5494G	48.26	54.00	-5.74	3	Horizontal	43	1.50	-
5775MHz	Pass	PK	11.5524G	61.19	74.00	-12.81	3	Horizontal	43	1.50	-

802.11a_Nss1,(6Mbps)_2TX

5180MHz_TX

24/12/2019

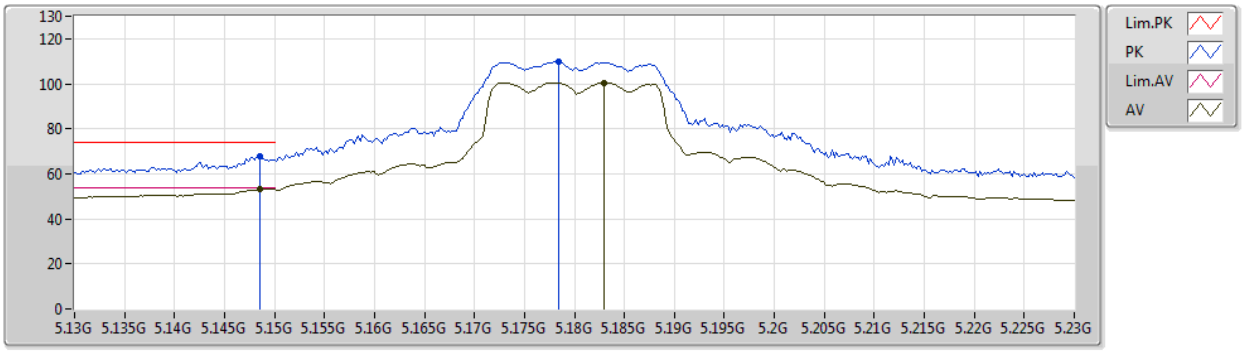

Type	Freq	Level	Limit	Margin	Factor	Dist	Condition	Azimuth	Height	Comment	Raw	AF	CL	PA
	(Hz)	(dBuV/m)	(dBuV/m)	(dB)	(dB)	(m)		(°)	(m)		(dBuV)	(dB)	(dB)	(dB)
AV	5.1486G	53.28	54.00	-0.72	7.84	3	Vertical	305	1.00	-	45.44	31.81	10.08	34.05
AV	5.183G	100.41	Inf	-Inf	7.70	3	Vertical	305	1.00	-	92.71	31.67	10.08	34.05
PK	5.1784G	109.91	Inf	-Inf	7.72	3	Vertical	305	1.00	-	102.19	31.69	10.08	34.05
PK	5.1486G	67.96	74.00	-6.04	7.84	3	Vertical	305	1.00	-	60.12	31.81	10.08	34.05

802.11a_Nss1,(6Mbps)_2TX

5180MHz_TX

24/12/2019

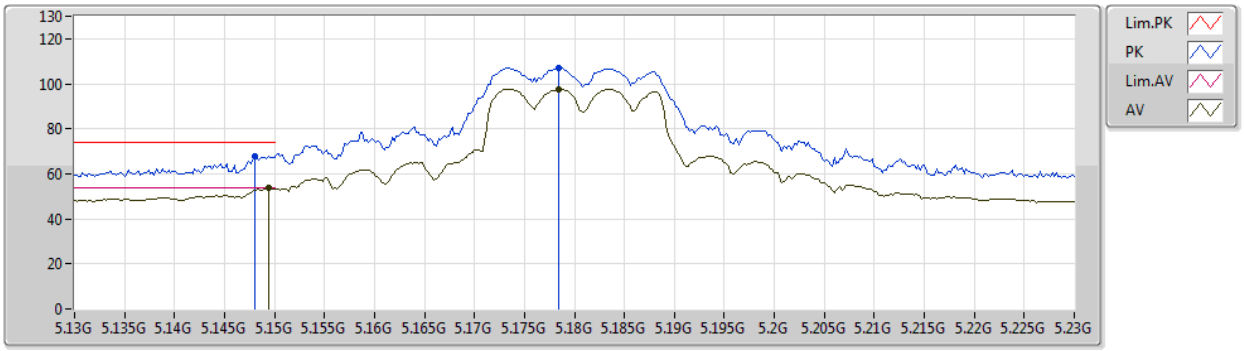

Type	Freq	Level	Limit	Margin	Factor	Dist	Condition	Azimuth	Height	Comment	Raw	AF	CL	PA
	(Hz)	(dBuV/m)	(dBuV/m)	(dB)	(dB)	(m)		(°)	(m)		(dBuV)	(dB)	(dB)	(dB)
AV	5.1494G	53.70	54.00	-0.30	7.83	3	Horizontal	194	1.00	-	45.87	31.80	10.08	34.05
AV	5.1784G	97.61	Inf	-Inf	7.72	3	Horizontal	194	1.00	-	89.89	31.69	10.08	34.05
PK	5.148G	67.88	74.00	-6.12	7.84	3	Horizontal	194	1.00	-	60.04	31.81	10.08	34.05
PK	5.1784G	107.00	Inf	-Inf	7.72	3	Horizontal	194	1.00	-	99.28	31.69	10.08	34.05

802.11a_Nss1,(6Mbps)_2TX

5180MHz_TX

24/12/2019

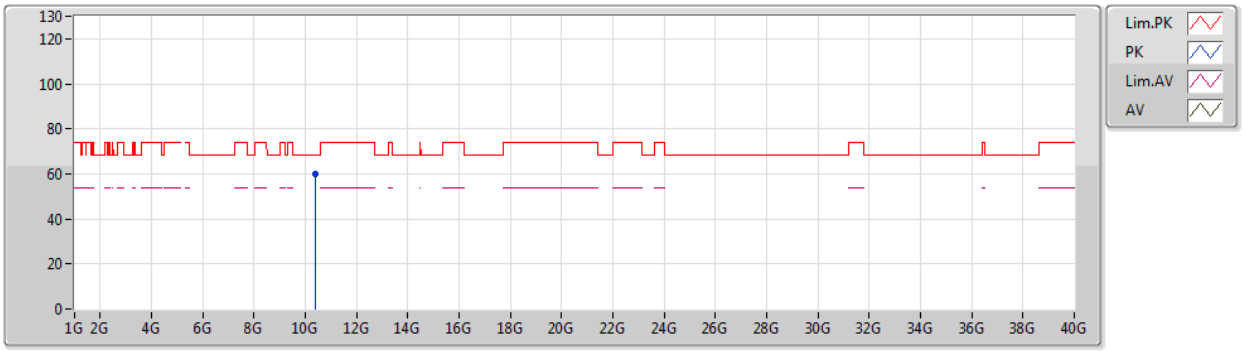

Type	Freq	Level	Limit	Margin	Factor	Dist	Condition	Azimuth	Height	Comment	Raw	AF	CL	PA
	(Hz)	(dBuV/m)	(dBuV/m)	(dB)	(dB)	(m)		(°)	(m)		(dBuV)	(dB)	(dB)	(dB)
PK	10.37428G	59.93	68.20	-8.27	17.79	3	Vertical	360	1.35	-	42.14	39.39	12.94	34.54

802.11a_Nss1,(6Mbps)_2TX

5180MHz_TX

24/12/2019

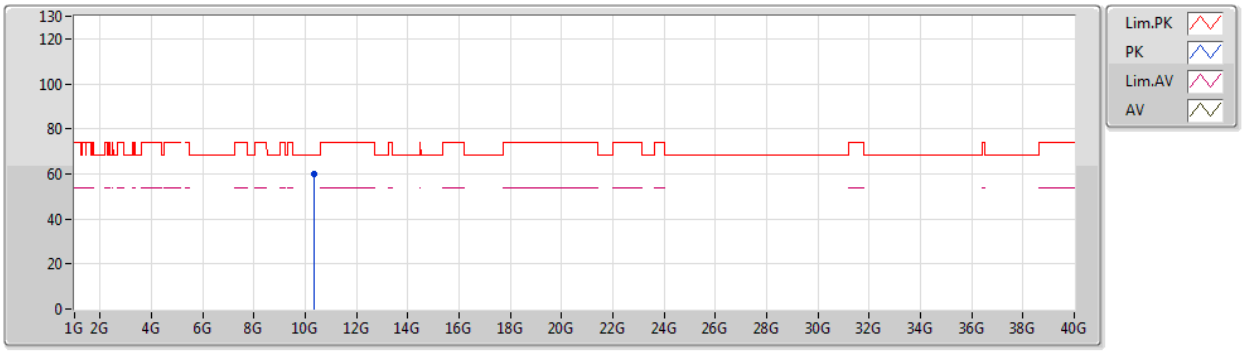

Type	Freq	Level	Limit	Margin	Factor	Dist	Condition	Azimuth	Height	Comment	Raw	AF	CL	PA
	(Hz)	(dBuV/m)	(dBuV/m)	(dB)	(dB)	(m)		(°)	(m)		(dBuV)	(dB)	(dB)	(dB)
PK	10.36318G	59.98	68.20	-8.22	17.76	3	Horizontal	1	1.50	-	42.22	39.37	12.93	34.54

802.11a_Nss1,(6Mbps)_2TX

5200MHz_TX

18/12/2019

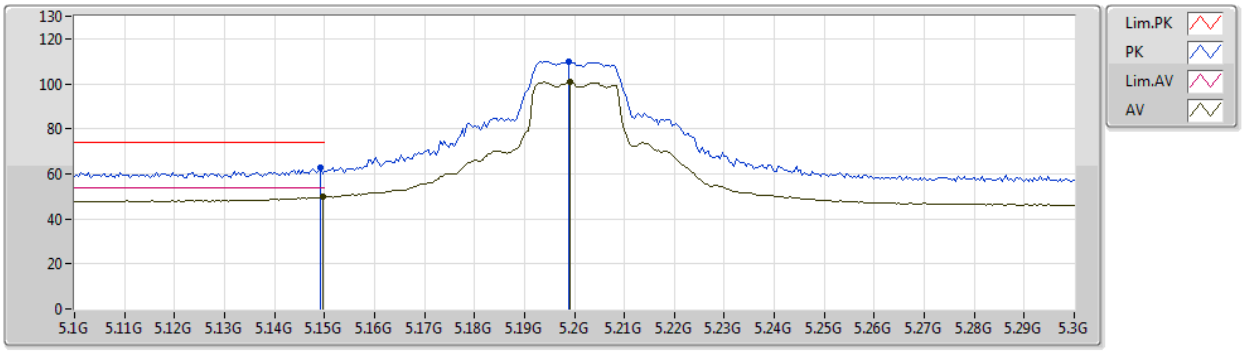

Type	Freq	Level	Limit	Margin	Factor	Dist	Condition	Azimuth	Height	Comment	Raw	AF	CL	PA
	(Hz)	(dBuV/m)	(dBuV/m)	(dB)	(dB)	(m)		(°)	(m)		(dBuV)	(dB)	(dB)	(dB)
AV	5.1496G	49.66	54.00	-4.34	7.83	3	Vertical	230	2.60	-	41.83	31.80	10.08	34.05
AV	5.1992G	100.75	Inf	-Inf	7.63	3	Vertical	230	2.60	-	93.12	31.60	10.08	34.05
PK	5.1492G	62.52	74.00	-11.48	7.83	3	Vertical	230	2.60	-	54.69	31.80	10.08	34.05
PK	5.1988G	110.07	Inf	-Inf	7.63	3	Vertical	230	2.60	-	102.44	31.60	10.08	34.05

802.11a_Nss1,(6Mbps)_2TX

5200MHz_TX

18/12/2019

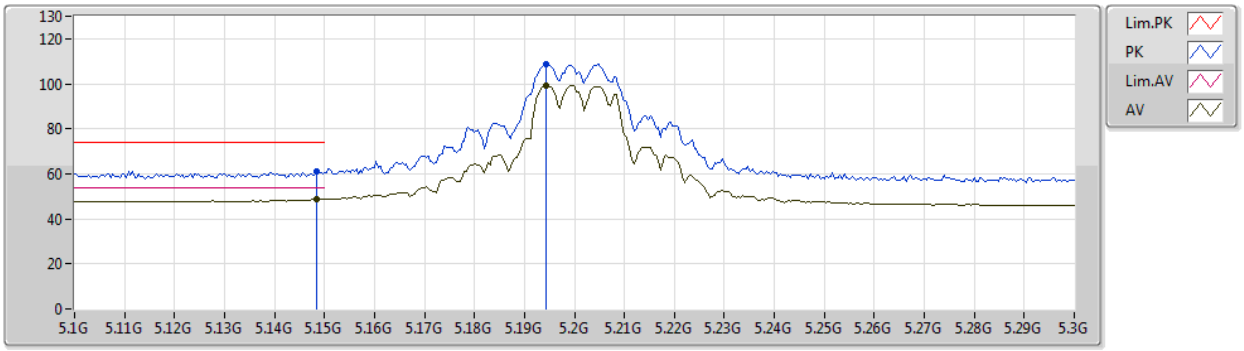

Type	Freq	Level	Limit	Margin	Factor	Dist	Condition	Azimuth	Height	Comment	Raw	AF	CL	PA
	(Hz)	(dBuV/m)	(dBuV/m)	(dB)	(dB)	(m)		(°)	(m)		(dBuV)	(dB)	(dB)	(dB)
AV	5.1484G	48.88	54.00	-5.12	7.84	3	Horizontal	331	2.93	-	41.04	31.81	10.08	34.05
AV	5.1944G	99.32	Inf	-Inf	7.65	3	Horizontal	331	2.93	-	91.67	31.62	10.08	34.05
PK	5.1484G	61.33	74.00	-12.67	7.84	3	Horizontal	331	2.93	-	53.49	31.81	10.08	34.05
PK	5.1944G	108.78	Inf	-Inf	7.65	3	Horizontal	331	2.93	-	101.13	31.62	10.08	34.05

802.11a_Nss1,(6Mbps)_2TX

5200MHz_TX

18/12/2019

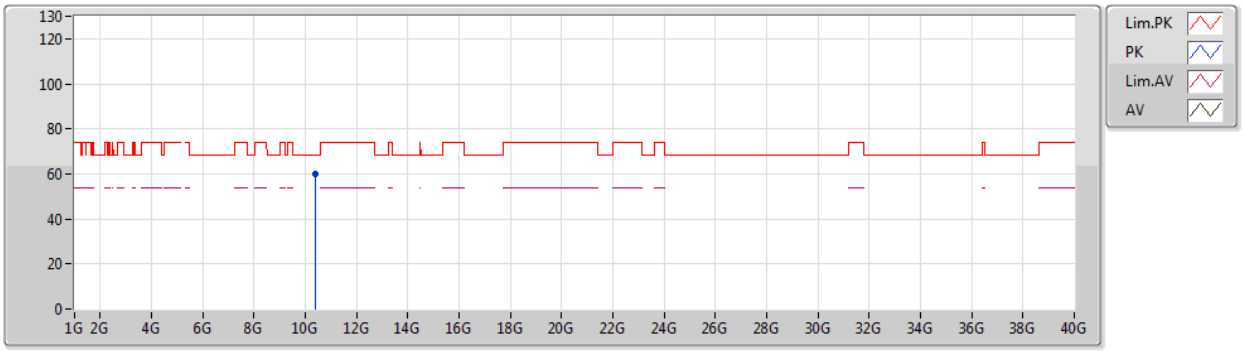

Type	Freq	Level	Limit	Margin	Factor	Dist	Condition	Azimuth	Height	Comment	Raw	AF	CL	PA
	(Hz)	(dBuV/m)	(dBuV/m)	(dB)	(dB)	(m)		(°)	(m)		(dBuV)	(dB)	(dB)	(dB)
PK	10.38788G	59.94	68.20	-8.26	17.81	3	Vertical	92	2.42	-	42.13	39.40	12.94	34.53

802.11a_Nss1,(6Mbps)_2TX

5200MHz_TX

18/12/2019

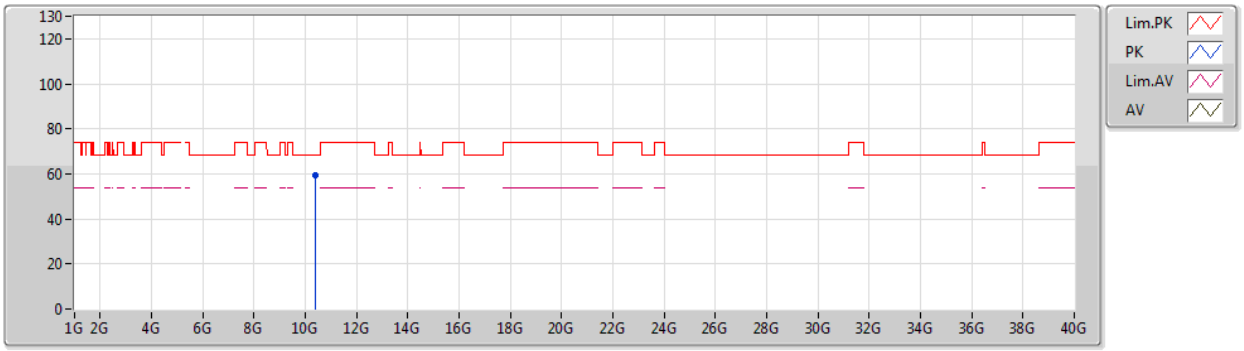

Type	Freq	Level	Limit	Margin	Factor	Dist	Condition	Azimuth	Height	Comment	Raw	AF	CL	PA
	(Hz)	(dBuV/m)	(dBuV/m)	(dB)	(dB)	(m)		(°)	(m)		(dBuV)	(dB)	(dB)	(dB)
PK	10.40354G	59.36	68.20	-8.84	17.85	3	Horizontal	271	1.25	-	41.51	39.42	12.95	34.52

802.11a_Nss1,(6Mbps)_2TX

5240MHz_TX

18/12/2019

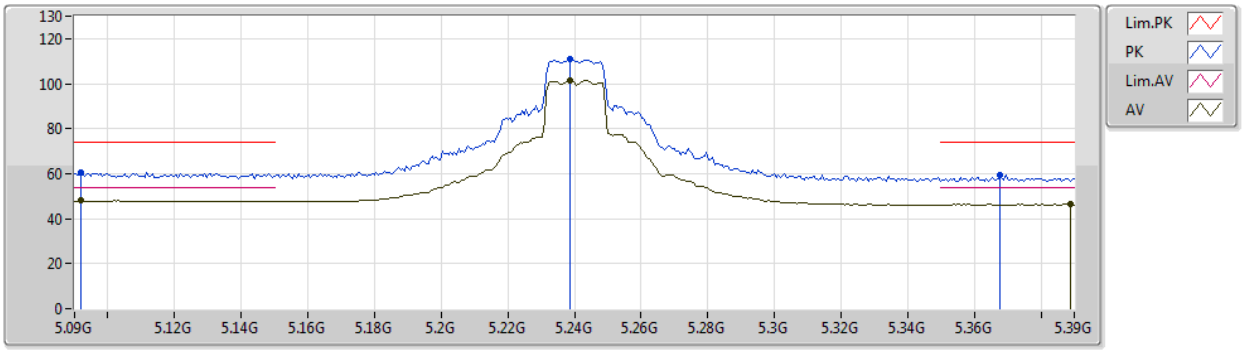

Type	Freq	Level	Limit	Margin	Factor	Dist	Condition	Azimuth	Height	Comment	Raw	AF	CL	PA
	(Hz)	(dBuV/m)	(dBuV/m)	(dB)	(dB)	(m)		(°)	(m)		(dBuV)	(dB)	(dB)	(dB)
AV	5.0918G	48.00	54.00	-6.00	7.99	3	Vertical	228	2.54	-	40.01	31.96	10.08	34.05
AV	5.2388G	101.40	Inf	-Inf	7.49	3	Vertical	228	2.54	-	93.91	31.44	10.10	34.05
AV	5.3888G	46.41	54.00	-7.59	7.59	3	Vertical	228	2.54	-	38.82	31.47	10.18	34.06
PK	5.0918G	60.54	74.00	-13.46	7.99	3	Vertical	228	2.54	-	52.55	31.96	10.08	34.05
PK	5.2388G	110.91	Inf	-Inf	7.49	3	Vertical	228	2.54	-	103.42	31.44	10.10	34.05
PK	5.3678G	59.15	74.00	-14.85	7.51	3	Vertical	228	2.54	-	51.64	31.40	10.17	34.06

802.11a_Nss1,(6Mbps)_2TX

5240MHz_TX

18/12/2019

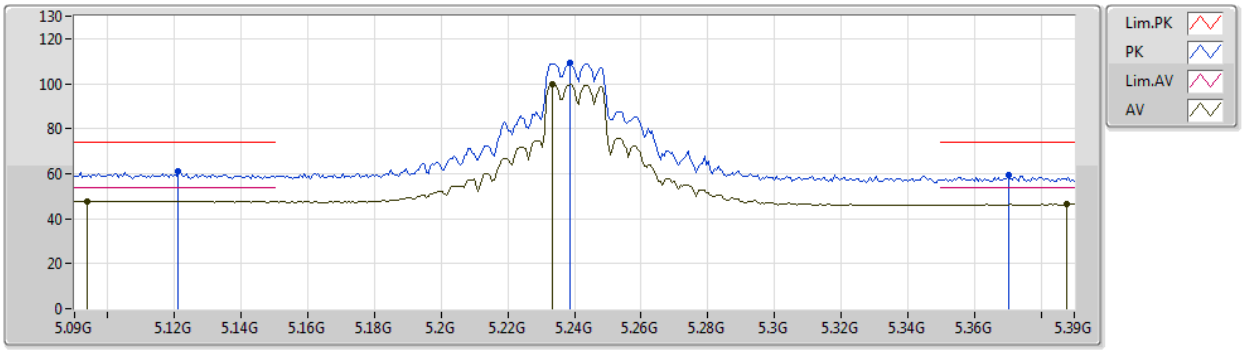

Type	Freq	Level	Limit	Margin	Factor	Dist	Condition	Azimuth	Height	Comment	Raw	AF	CL	PA
	(Hz)	(dBuV/m)	(dBuV/m)	(dB)	(dB)	(m)		(°)	(m)		(dBuV)	(dB)	(dB)	(dB)
AV	5.0936G	47.88	54.00	-6.12	8.00	3	Horizontal	327	2.11	-	39.88	31.97	10.08	34.05
AV	5.2334G	99.79	Inf	-Inf	7.52	3	Horizontal	327	2.11	-	92.27	31.47	10.10	34.05
AV	5.3876G	46.38	54.00	-7.62	7.58	3	Horizontal	327	2.11	-	38.80	31.46	10.18	34.06
PK	5.1212G	60.82	74.00	-13.18	7.95	3	Horizontal	327	2.11	-	52.87	31.92	10.08	34.05
PK	5.2388G	109.32	Inf	-Inf	7.49	3	Horizontal	327	2.11	-	101.83	31.44	10.10	34.05
PK	5.3702G	59.18	74.00	-14.82	7.52	3	Horizontal	327	2.11	-	51.66	31.41	10.17	34.06

802.11a_Nss1,(6Mbps)_2TX

5240MHz_TX

18/12/2019

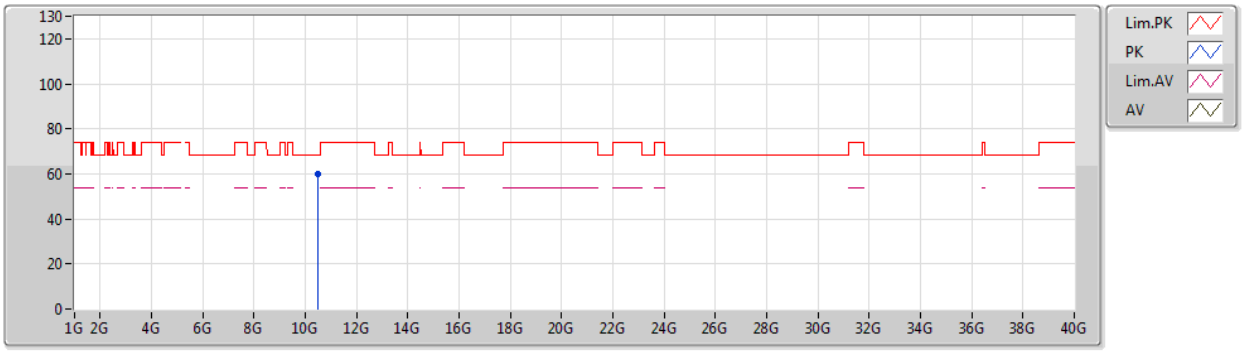

Type	Freq	Level	Limit	Margin	Factor	Dist	Condition	Azimuth	Height	Comment	Raw	AF	CL	PA
	(Hz)	(dBuV/m)	(dBuV/m)	(dB)	(dB)	(m)		(°)	(m)		(dBuV)	(dB)	(dB)	(dB)
PK	10.47538G	59.77	68.20	-8.43	18.04	3	Vertical	106	2.27	-	41.73	39.52	12.99	34.47

802.11a_Nss1,(6Mbps)_2TX

5240MHz_TX

18/12/2019

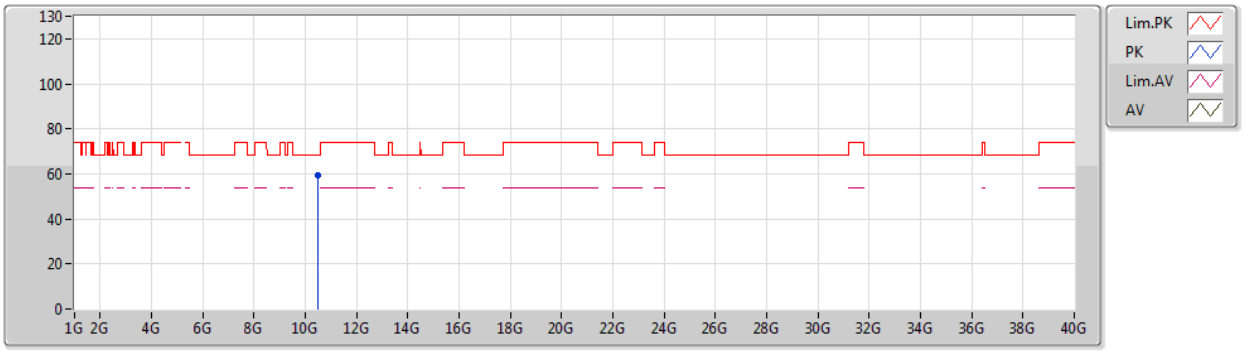

Type	Freq	Level	Limit	Margin	Factor	Dist	Condition	Azimuth	Height	Comment	Raw	AF	CL	PA
	(Hz)	(dBuV/m)	(dBuV/m)	(dB)	(dB)	(m)		(°)	(m)		(dBuV)	(dB)	(dB)	(dB)
PK	10.49176G	59.31	68.20	-8.89	18.08	3	Horizontal	270	2.40	-	41.23	39.54	13.00	34.46

802.11a_Nss1,(6Mbps)_2TX

5745MHz_TX

18/12/2019

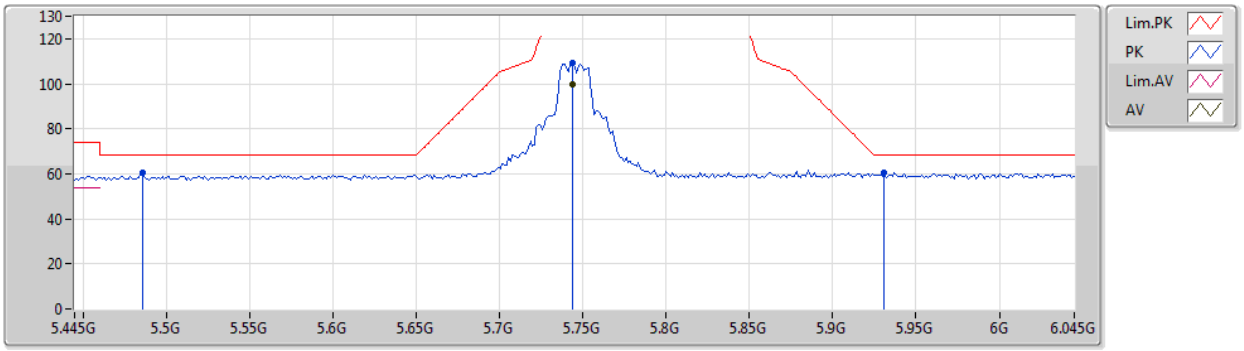

Type	Freq	Level	Limit	Margin	Factor	Dist	Condition	Azimuth	Height	Comment	Raw	AF	CL	PA
	(Hz)	(dBuV/m)	(dBuV/m)	(dB)	(dB)	(m)		(°)	(m)		(dBuV)	(dB)	(dB)	(dB)
AV	5.7438G	99.88	Inf	-Inf	8.28	3	Vertical	233	2.52	-	91.60	31.93	10.42	34.07
PK	5.4858G	60.62	68.20	-7.58	7.90	3	Vertical	233	2.52	-	52.72	31.76	10.21	34.07
PK	5.7438G	109.02	Inf	-Inf	8.28	3	Vertical	233	2.52	-	100.74	31.93	10.42	34.07
PK	5.931G	60.59	68.20	-7.61	8.87	3	Vertical	233	2.52	-	51.72	32.40	10.55	34.08

802.11a_Nss1,(6Mbps)_2TX

5745MHz_TX

18/12/2019

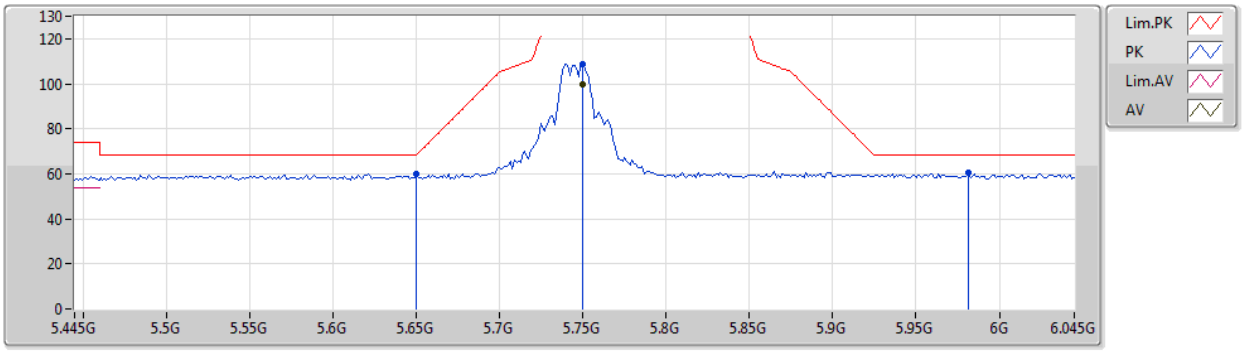

Type	Freq	Level	Limit	Margin	Factor	Dist	Condition	Azimuth	Height	Comment	Raw	AF	CL	PA
	(Hz)	(dBuV/m)	(dBuV/m)	(dB)	(dB)	(m)		(°)	(m)		(dBuV)	(dB)	(dB)	(dB)
AV	5.7498G	99.85	Inf	-Inf	8.31	3	Horizontal	326	3.00	-	91.54	31.95	10.43	34.07
PK	5.6502G	59.90	68.35	-8.45	7.93	3	Horizontal	326	3.00	-	51.97	31.70	10.30	34.07
PK	5.7498G	108.77	Inf	-Inf	8.31	3	Horizontal	326	3.00	-	100.46	31.95	10.43	34.07
PK	5.9814G	60.63	68.20	-7.57	8.89	3	Horizontal	326	3.00	-	51.74	32.40	10.57	34.08

802.11a_Nss1,(6Mbps)_2TX

5745MHz_TX

18/12/2019

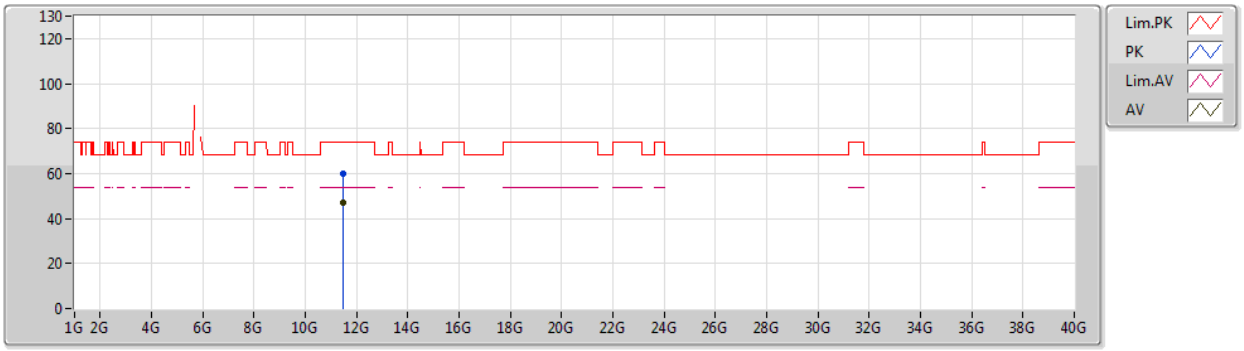

Type	Freq	Level	Limit	Margin	Factor	Dist	Condition	Azimuth	Height	Comment	Raw	AF	CL	PA
	(Hz)	(dBuV/m)	(dBuV/m)	(dB)	(dB)	(m)		(°)	(m)		(dBuV)	(dB)	(dB)	(dB)
AV	11.49594G	46.91	54.00	-7.09	18.85	3	Vertical	98	2.24	-	28.06	39.56	13.48	34.19
PK	11.49714G	59.80	74.00	-14.20	18.84	3	Vertical	98	2.24	-	40.96	39.55	13.48	34.19

802.11a_Nss1,(6Mbps)_2TX

5745MHz_TX

18/12/2019

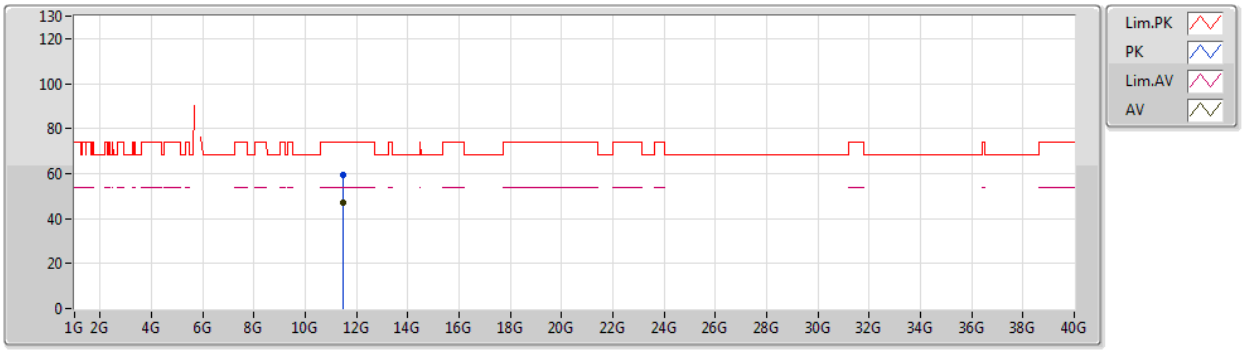

Type	Freq	Level	Limit	Margin	Factor	Dist	Condition	Azimuth	Height	Comment	Raw	AF	CL	PA
	(Hz)	(dBuV/m)	(dBuV/m)	(dB)	(dB)	(m)		(°)	(m)		(dBuV)	(dB)	(dB)	(dB)
AV	11.47758G	46.85	54.00	-7.15	18.86	3	Horizontal	262	2.19	-	27.99	39.58	13.47	34.19
PK	11.48766G	59.60	74.00	-14.40	18.86	3	Horizontal	262	2.19	-	40.74	39.57	13.48	34.19

802.11a_Nss1,(6Mbps)_2TX

5785MHz_TX

18/12/2019

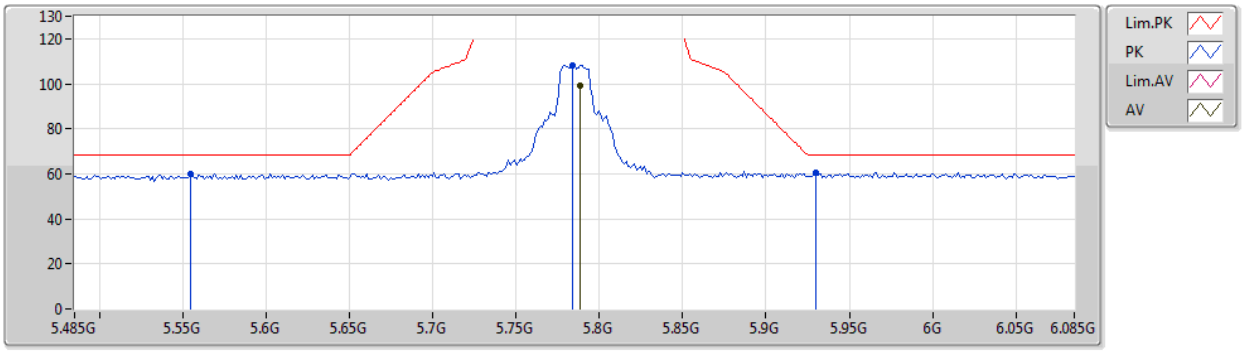

Type	Freq	Level	Limit	Margin	Factor	Dist	Condition	Azimuth	Height	Comment	Raw	AF	CL	PA
	(Hz)	(dBuV/m)	(dBuV/m)	(dB)	(dB)	(m)		(°)	(m)		(dBuV)	(dB)	(dB)	(dB)
AV	5.7886G	99.20	Inf	-Inf	8.46	3	Vertical	236	2.97	-	90.74	32.07	10.47	34.08
PK	5.5546G	59.91	68.20	-8.29	7.85	3	Vertical	236	2.97	-	52.06	31.69	10.23	34.07
PK	5.7838G	108.39	Inf	-Inf	8.44	3	Vertical	236	2.97	-	99.95	32.05	10.47	34.08
PK	5.9302G	60.33	68.20	-7.87	8.87	3	Vertical	236	2.97	-	51.46	32.40	10.55	34.08

802.11a_Nss1,(6Mbps)_2TX

5785MHz_TX

18/12/2019

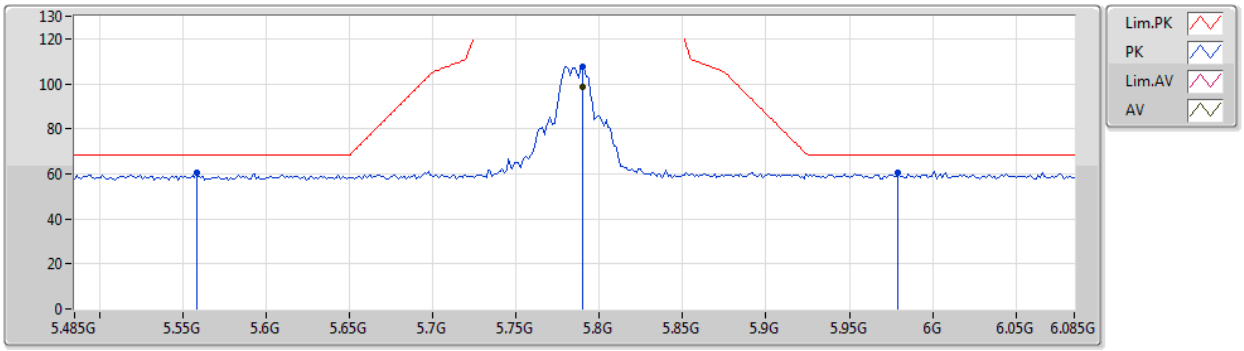

Type	Freq	Level	Limit	Margin	Factor	Dist	Condition	Azimuth	Height	Comment	Raw	AF	CL	PA
	(Hz)	(dBuV/m)	(dBuV/m)	(dB)	(dB)	(m)		(°)	(m)		(dBuV)	(dB)	(dB)	(dB)
AV	5.7898G	98.57	Inf	-Inf	8.46	3	Horizontal	329	3.00	-	90.11	32.07	10.47	34.08
PK	5.5582G	60.56	68.20	-7.64	7.84	3	Horizontal	329	3.00	-	52.72	31.68	10.23	34.07
PK	5.7898G	107.83	Inf	-Inf	8.46	3	Horizontal	329	3.00	-	99.37	32.07	10.47	34.08
PK	5.9794G	60.30	68.20	-7.90	8.89	3	Horizontal	329	3.00	-	51.41	32.40	10.57	34.08

802.11a_Nss1,(6Mbps)_2TX

5785MHz_TX

18/12/2019

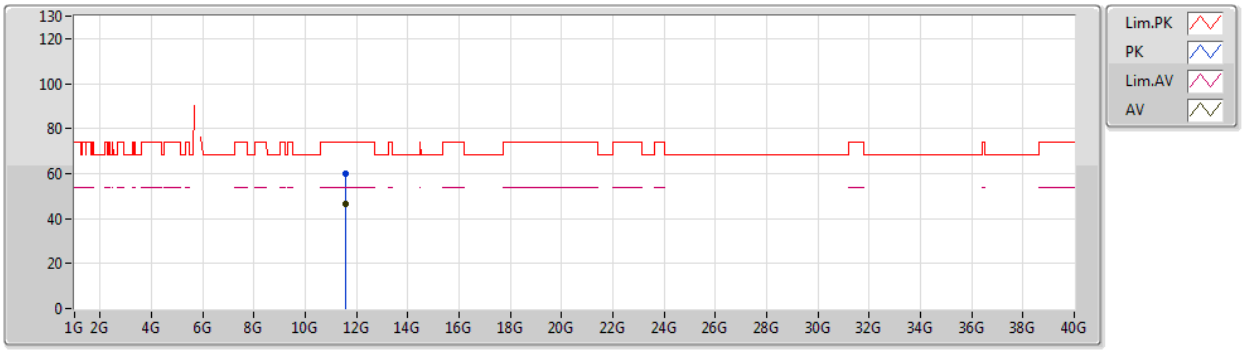

Type	Freq	Level	Limit	Margin	Factor	Dist	Condition	Azimuth	Height	Comment	Raw	AF	CL	PA
	(Hz)	(dBuV/m)	(dBuV/m)	(dB)	(dB)	(m)		(°)	(m)		(dBuV)	(dB)	(dB)	(dB)
AV	11.58122G	46.67	54.00	-7.33	18.78	3	Vertical	123	1.74	-	27.89	39.44	13.53	34.19
PK	11.58458G	60.08	74.00	-13.92	18.77	3	Vertical	123	1.74	-	41.31	39.44	13.53	34.20

802.11a_Nss1,(6Mbps)_2TX

5785MHz_TX

18/12/2019

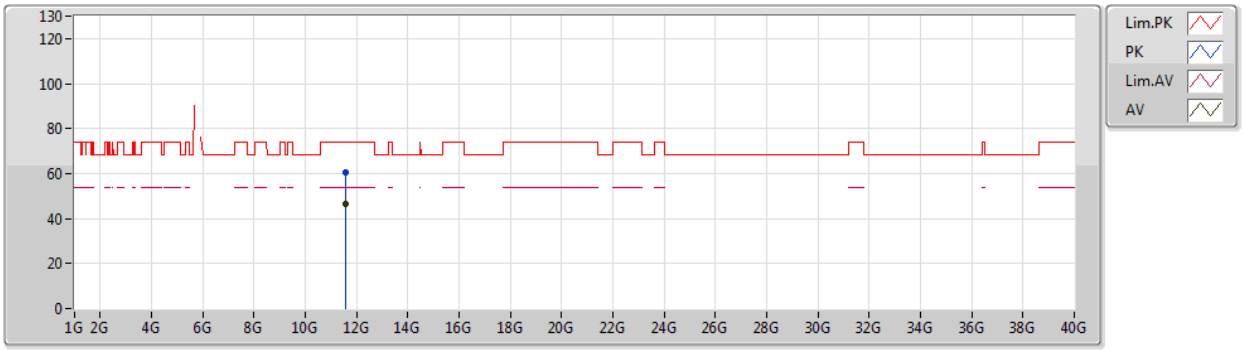

Type	Freq	Level	Limit	Margin	Factor	Dist	Condition	Azimuth	Height	Comment	Raw	AF	CL	PA
	(Hz)	(dBuV/m)	(dBuV/m)	(dB)	(dB)	(m)		(°)	(m)		(dBuV)	(dB)	(dB)	(dB)
AV	11.5589G	46.73	54.00	-7.27	18.79	3	Horizontal	141	2.19	-	27.94	39.47	13.51	34.19
PK	11.57132G	60.26	74.00	-13.74	18.79	3	Horizontal	141	2.19	-	41.47	39.46	13.52	34.19

802.11a_Nss1,(6Mbps)_2TX

5825MHz_TX

18/12/2019

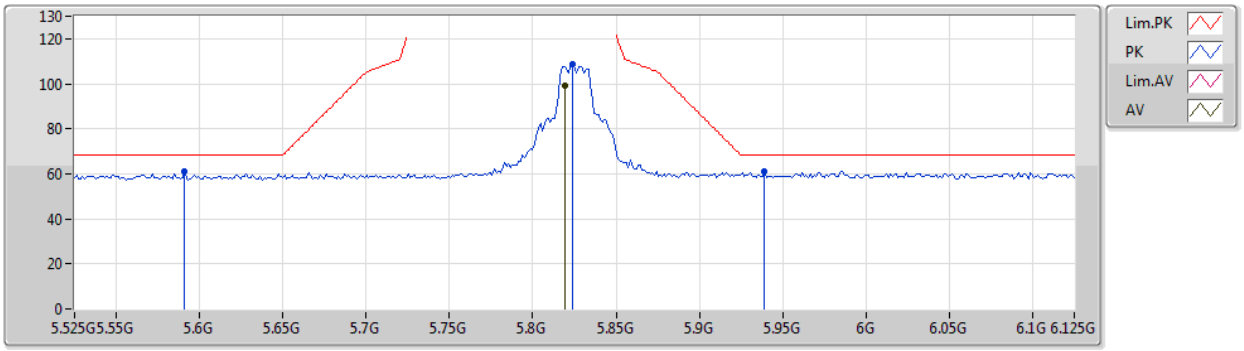

Type	Freq	Level	Limit	Margin	Factor	Dist	Condition	Azimuth	Height	Comment	Raw	AF	CL	PA
	(Hz)	(dBuV/m)	(dBuV/m)	(dB)	(dB)	(m)		(°)	(m)		(dBuV)	(dB)	(dB)	(dB)
AV	5.819G	99.32	Inf	-Inf	8.58	3	Vertical	231	2.45	-	90.74	32.16	10.50	34.08
PK	5.591G	61.06	68.20	-7.14	7.79	3	Vertical	231	2.45	-	53.27	31.62	10.24	34.07
PK	5.8238G	108.46	Inf	-Inf	8.59	3	Vertical	231	2.45	-	99.87	32.17	10.50	34.08
PK	5.939G	60.84	68.20	-7.36	8.87	3	Vertical	231	2.45	-	51.97	32.40	10.55	34.08

802.11a_Nss1,(6Mbps)_2TX

5825MHz_TX

18/12/2019

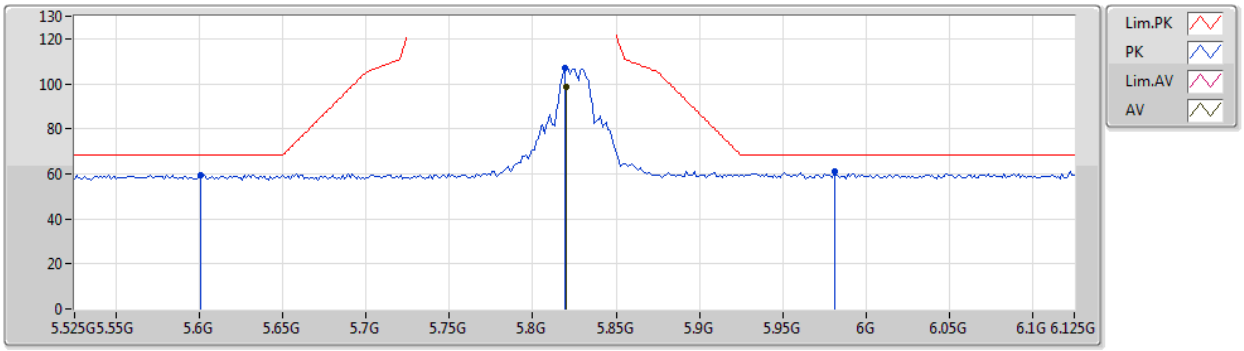

Type	Freq	Level	Limit	Margin	Factor	Dist	Condition	Azimuth	Height	Comment	Raw	AF	CL	PA
	(Hz)	(dBuV/m)	(dBuV/m)	(dB)	(dB)	(m)		(°)	(m)		(dBuV)	(dB)	(dB)	(dB)
AV	5.8202G	98.57	Inf	-Inf	8.58	3	Horizontal	333	2.96	-	89.99	32.16	10.50	34.08
PK	5.6006G	59.60	68.20	-8.60	7.77	3	Horizontal	333	2.96	-	51.83	31.60	10.24	34.07
PK	5.819G	107.18	Inf	-Inf	8.58	3	Horizontal	333	2.96	-	98.60	32.16	10.50	34.08
PK	5.981G	60.80	68.20	-7.40	8.89	3	Horizontal	333	2.96	-	51.91	32.40	10.57	34.08

802.11a_Nss1,(6Mbps)_2TX

5825MHz_TX

18/12/2019

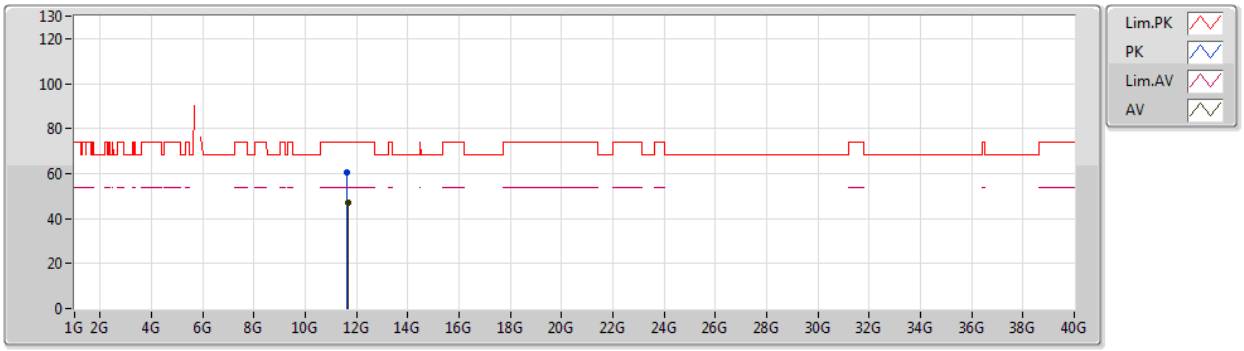

Type	Freq	Level	Limit	Margin	Factor	Dist	Condition	Azimuth	Height	Comment	Raw	AF	CL	PA
	(Hz)	(dBuV/m)	(dBuV/m)	(dB)	(dB)	(m)		(°)	(m)		(dBuV)	(dB)	(dB)	(dB)
AV	11.64796G	47.14	54.00	-6.86	18.72	3	Vertical	58	2.20	-	28.42	39.36	13.56	34.20
PK	11.64466G	60.32	74.00	-13.68	18.72	3	Vertical	58	2.20	-	41.60	39.36	13.56	34.20

802.11a_Nss1,(6Mbps)_2TX

5825MHz_TX

18/12/2019

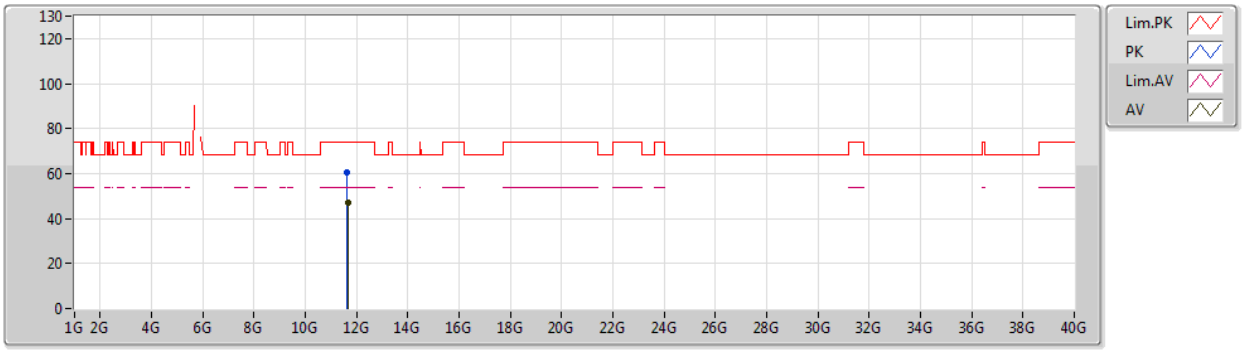

Type	Freq	Level	Limit	Margin	Factor	Dist	Condition	Azimuth	Height	Comment	Raw	AF	CL	PA
	(Hz)	(dBuV/m)	(dBuV/m)	(dB)	(dB)	(m)		(°)	(m)		(dBuV)	(dB)	(dB)	(dB)
AV	11.66476G	47.30	54.00	-6.70	18.71	3	Horizontal	322	1.43	-	28.59	39.34	13.57	34.20
PK	11.63704G	60.70	74.00	-13.30	18.72	3	Horizontal	322	1.43	-	41.98	39.37	13.55	34.20

802.11ac VHT20_Nss1,(MCS0)_2TX

5180MHz_TX

24/12/2019

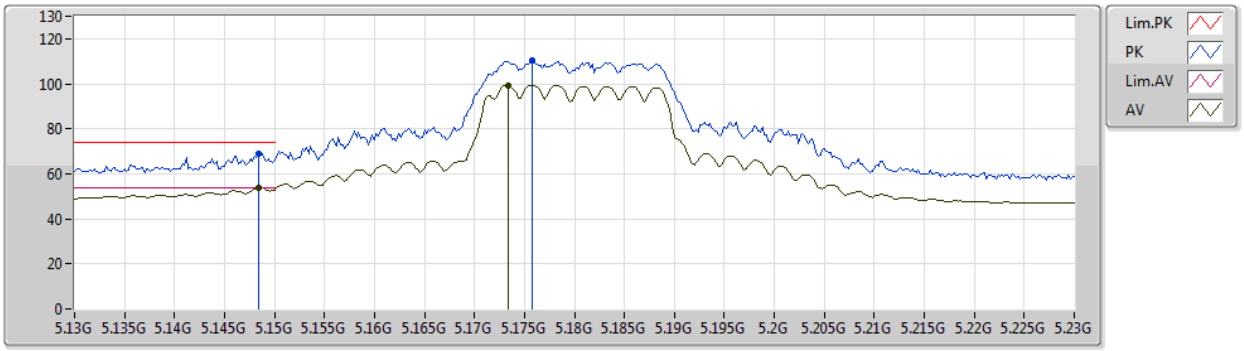

Type	Freq	Level	Limit	Margin	Factor	Dist	Condition	Azimuth	Height	Comment	Raw	AF	CL	PA
	(Hz)	(dBuV/m)	(dBuV/m)	(dB)	(dB)	(m)		(°)	(m)		(dBuV)	(dB)	(dB)	(dB)
AV	5.1484G	53.84	54.00	-0.16	7.84	3	Vertical	304	3.00	-	46.00	31.81	10.08	34.05
AV	5.1734G	99.37	Inf	-Inf	7.74	3	Vertical	304	3.00	-	91.63	31.71	10.08	34.05
PK	5.1484G	69.09	74.00	-4.91	7.84	3	Vertical	304	3.00	-	61.25	31.81	10.08	34.05
PK	5.1758G	110.53	Inf	-Inf	7.73	3	Vertical	304	3.00	-	102.80	31.70	10.08	34.05

802.11ac VHT20_Nss1,(MCS0)_2TX

5180MHz_TX

24/12/2019

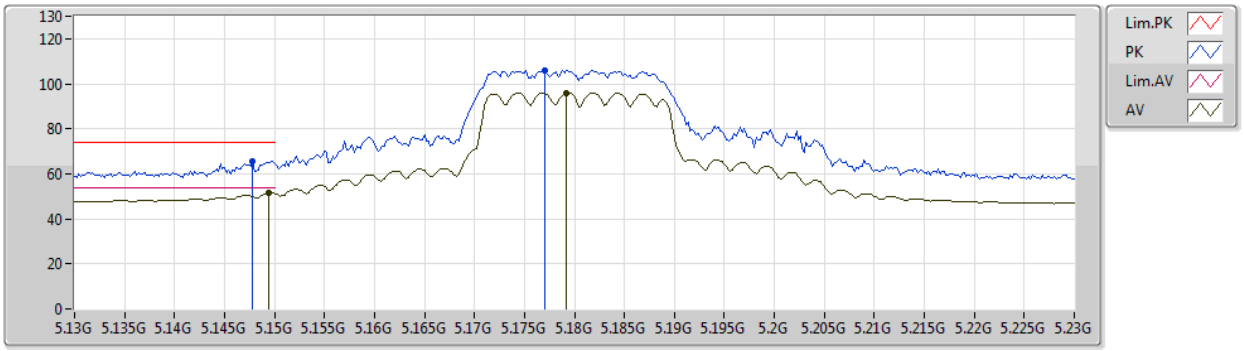

Type	Freq	Level	Limit	Margin	Factor	Dist	Condition	Azimuth	Height	Comment	Raw	AF	CL	PA
	(Hz)	(dBuV/m)	(dBuV/m)	(dB)	(dB)	(m)		(°)	(m)		(dBuV)	(dB)	(dB)	(dB)
AV	5.1494G	51.65	54.00	-2.35	7.83	3	Horizontal	195	1.00	-	43.82	31.80	10.08	34.05
AV	5.1792G	95.89	Inf	-Inf	7.71	3	Horizontal	195	1.00	-	88.18	31.68	10.08	34.05
PK	5.1478G	65.42	74.00	-8.58	7.84	3	Horizontal	195	1.00	-	57.58	31.81	10.08	34.05
PK	5.177G	105.87	Inf	-Inf	7.72	3	Horizontal	195	1.00	-	98.15	31.69	10.08	34.05

802.11ac VHT20_Nss1,(MCS0)_2TX

5180MHz_TX

24/12/2019

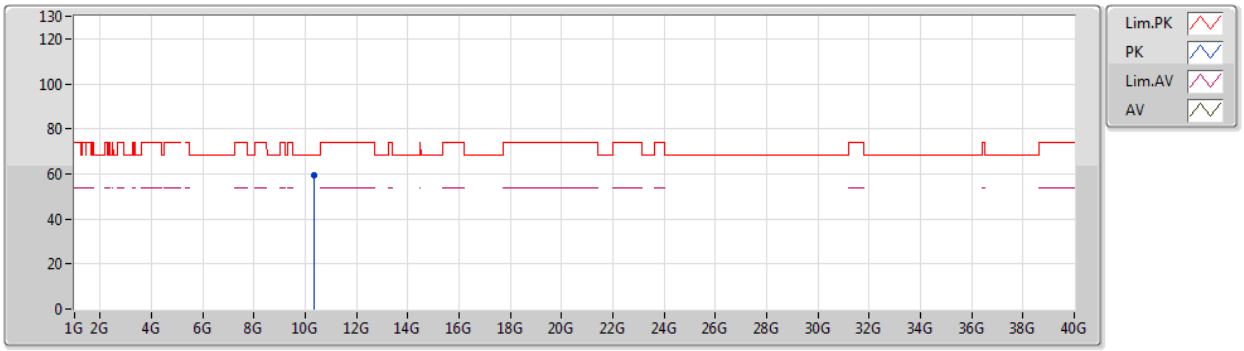

Type	Freq	Level	Limit	Margin	Factor	Dist	Condition	Azimuth	Height	Comment	Raw	AF	CL	PA
	(Hz)	(dBuV/m)	(dBuV/m)	(dB)	(dB)	(m)		(°)	(m)		(dBuV)	(dB)	(dB)	(dB)
PK	10.3616G	59.60	68.20	-8.60	17.76	3	Vertical	263	1.50	-	41.84	39.37	12.93	34.54

802.11ac VHT20_Nss1,(MCS0)_2TX

5180MHz_TX

24/12/2019

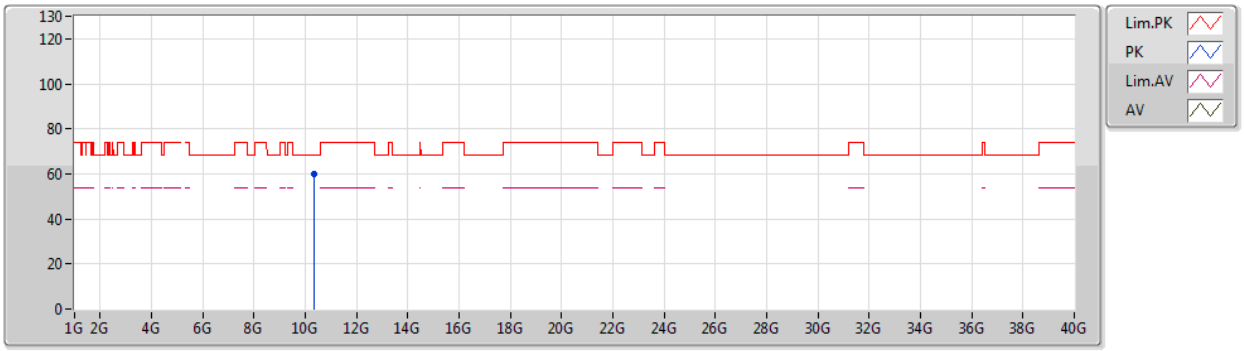

Type	Freq	Level	Limit	Margin	Factor	Dist	Condition	Azimuth	Height	Comment	Raw	AF	CL	PA
	(Hz)	(dBuV/m)	(dBuV/m)	(dB)	(dB)	(m)		(°)	(m)		(dBuV)	(dB)	(dB)	(dB)
PK	10.35968G	60.06	68.20	-8.14	17.76	3	Horizontal	153	1.50	-	42.30	39.37	12.93	34.54

802.11ac VHT20_Nss1,(MCS0)_2TX

5200MHz_TX

18/12/2019

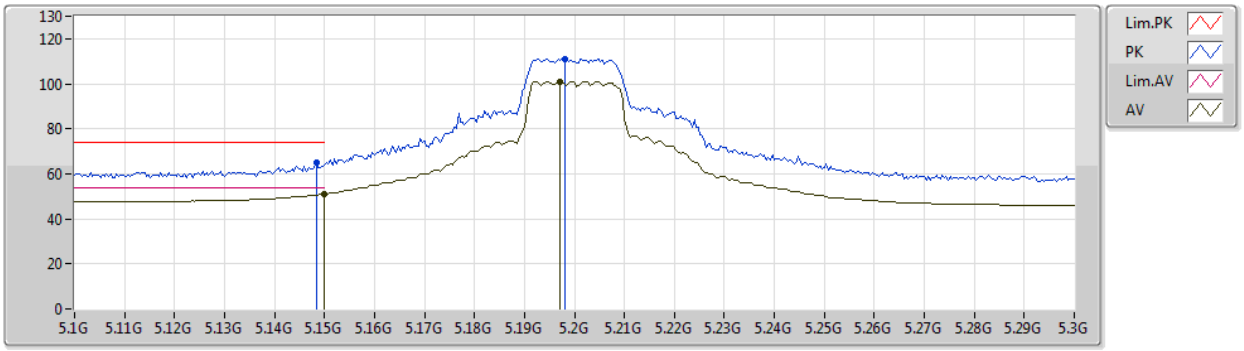

Type	Freq	Level	Limit	Margin	Factor	Dist	Condition	Azimuth	Height	Comment	Raw	AF	CL	PA
	(Hz)	(dBuV/m)	(dBuV/m)	(dB)	(dB)	(m)		(°)	(m)		(dBuV)	(dB)	(dB)	(dB)
AV	5.15G	50.99	54.00	-3.01	7.83	3	Vertical	228	2.60	-	43.16	31.80	10.08	34.05
AV	5.1972G	100.88	Inf	-Inf	7.64	3	Vertical	228	2.60	-	93.24	31.61	10.08	34.05
PK	5.1484G	65.07	74.00	-8.93	7.84	3	Vertical	228	2.60	-	57.23	31.81	10.08	34.05
PK	5.198G	111.17	Inf	-Inf	7.64	3	Vertical	228	2.60	-	103.53	31.61	10.08	34.05

802.11ac VHT20_Nss1,(MCS0)_2TX

5200MHz_TX

18/12/2019

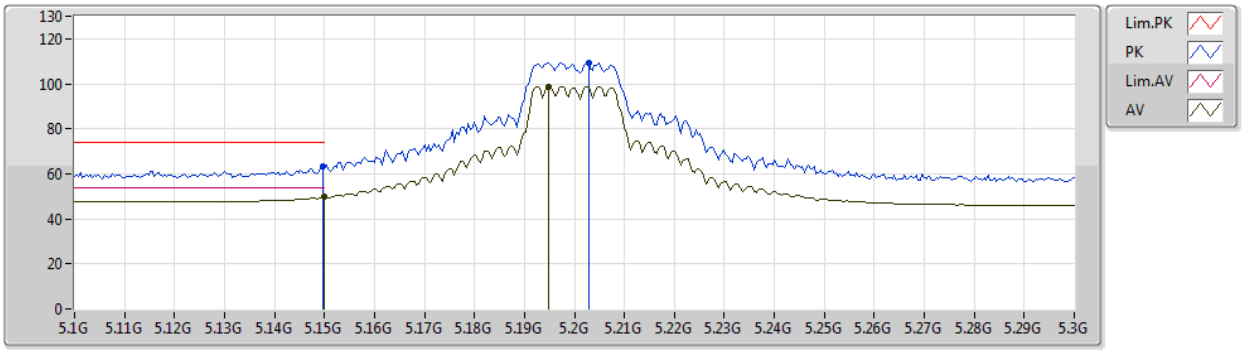

Type	Freq	Level	Limit	Margin	Factor	Dist	Condition	Azimuth	Height	Comment	Raw	AF	CL	PA
	(Hz)	(dBuV/m)	(dBuV/m)	(dB)	(dB)	(m)		(°)	(m)		(dBuV)	(dB)	(dB)	(dB)
AV	5.15G	49.70	54.00	-4.30	7.83	3	Horizontal	336	2.94	-	41.87	31.80	10.08	34.05
AV	5.1948G	98.88	Inf	-Inf	7.65	3	Horizontal	336	2.94	-	91.23	31.62	10.08	34.05
PK	5.1496G	63.23	74.00	-10.77	7.83	3	Horizontal	336	2.94	-	55.40	31.80	10.08	34.05
PK	5.2028G	109.50	Inf	-Inf	7.62	3	Horizontal	336	2.94	-	101.88	31.59	10.08	34.05

802.11ac VHT20_Nss1,(MCS0)_2TX

5200MHz_TX

18/12/2019

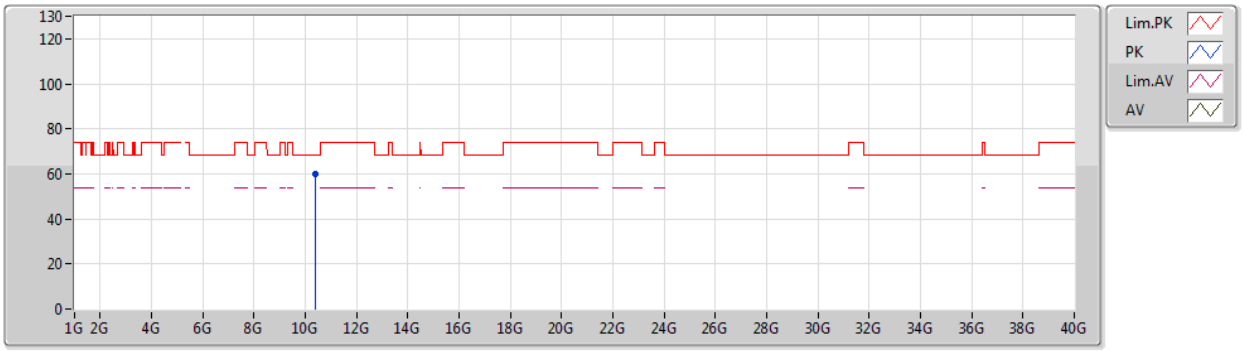

Type	Freq	Level	Limit	Margin	Factor	Dist	Condition	Azimuth	Height	Comment	Raw	AF	CL	PA
	(Hz)	(dBuV/m)	(dBuV/m)	(dB)	(dB)	(m)		(°)	(m)		(dBuV)	(dB)	(dB)	(dB)
PK	10.402G	59.76	68.20	-8.44	17.85	3	Vertical	283	1.15	-	41.91	39.42	12.95	34.52

802.11ac VHT20_Nss1,(MCS0)_2TX

5200MHz_TX

18/12/2019

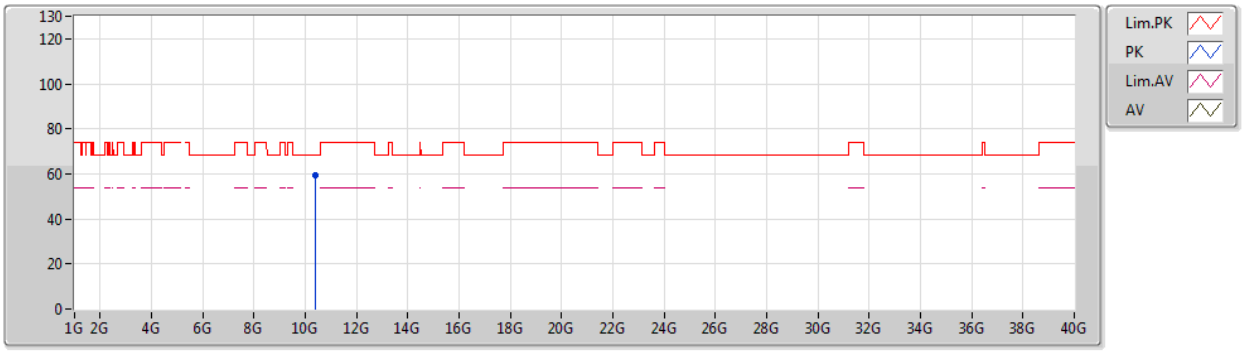

Type	Freq	Level	Limit	Margin	Factor	Dist	Condition	Azimuth	Height	Comment	Raw	AF	CL	PA
	(Hz)	(dBuV/m)	(dBuV/m)	(dB)	(dB)	(m)		(°)	(m)		(dBuV)	(dB)	(dB)	(dB)
PK	10.39963G	59.66	68.20	-8.54	17.85	3	Horizontal	342	2.10	-	41.81	39.42	12.95	34.52

802.11ac VHT20_Nss1,(MCS0)_2TX

5240MHz_TX

18/12/2019

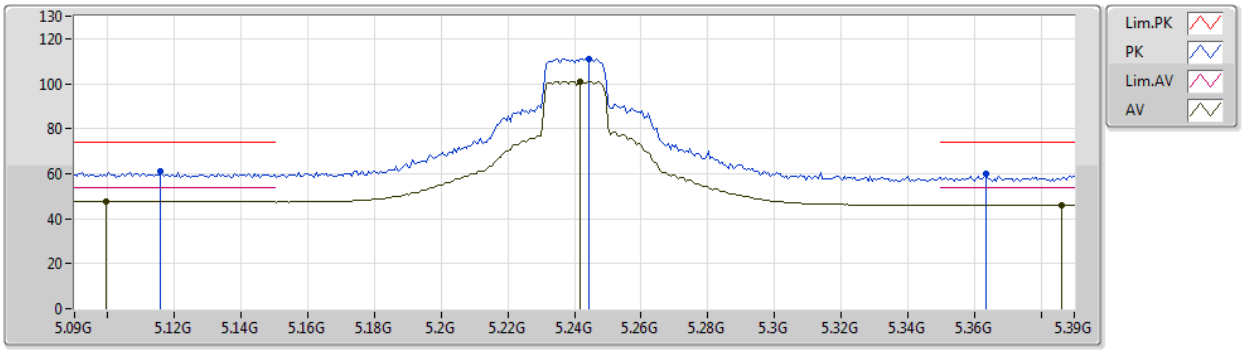

Type	Freq	Level	Limit	Margin	Factor	Dist	Condition	Azimuth	Height	Comment	Raw	AF	CL	PA
	(Hz)	(dBuV/m)	(dBuV/m)	(dB)	(dB)	(m)		(°)	(m)		(dBuV)	(dB)	(dB)	(dB)
AV	5.0996G	47.63	54.00	-6.37	8.03	3	Vertical	227	2.55	-	39.60	32.00	10.08	34.05
AV	5.2418G	101.02	Inf	-Inf	7.48	3	Vertical	227	2.55	-	93.54	31.43	10.10	34.05
AV	5.3864G	46.01	54.00	-7.99	7.58	3	Vertical	227	2.55	-	38.43	31.46	10.18	34.06
PK	5.1158G	61.03	74.00	-12.97	7.97	3	Vertical	227	2.55	-	53.06	31.94	10.08	34.05
PK	5.2442G	110.99	Inf	-Inf	7.47	3	Vertical	227	2.55	-	103.52	31.42	10.10	34.05
PK	5.3636G	59.90	74.00	-14.10	7.50	3	Vertical	227	2.55	-	52.40	31.39	10.17	34.06

802.11ac VHT20_Nss1,(MCS0)_2TX

5240MHz_TX

18/12/2019

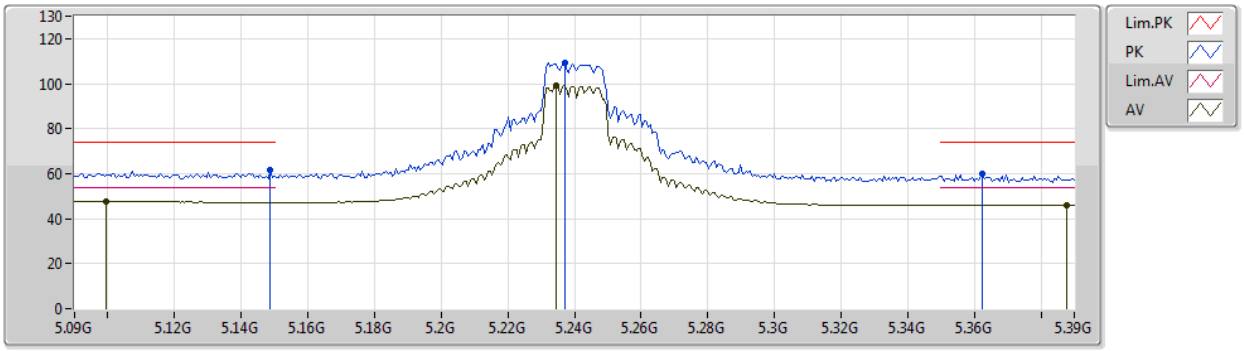

Type	Freq	Level	Limit	Margin	Factor	Dist	Condition	Azimuth	Height	Comment	Raw	AF	CL	PA
	(Hz)	(dBuV/m)	(dBuV/m)	(dB)	(dB)	(m)		(°)	(m)		(dBuV)	(dB)	(dB)	(dB)
AV	5.0996G	47.51	54.00	-6.49	8.03	3	Horizontal	328	2.11	-	39.48	32.00	10.08	34.05
AV	5.2346G	99.11	Inf	-Inf	7.51	3	Horizontal	328	2.11	-	91.60	31.46	10.10	34.05
AV	5.3876G	45.95	54.00	-8.05	7.58	3	Horizontal	328	2.11	-	38.37	31.46	10.18	34.06
PK	5.1488G	61.44	74.00	-12.56	7.83	3	Horizontal	328	2.11	-	53.61	31.80	10.08	34.05
PK	5.237G	109.13	Inf	-Inf	7.50	3	Horizontal	328	2.11	-	101.63	31.45	10.10	34.05
PK	5.3624G	59.88	74.00	-14.12	7.50	3	Horizontal	328	2.11	-	52.38	31.39	10.17	34.06

802.11ac VHT20_Nss1,(MCS0)_2TX

5240MHz_TX

18/12/2019

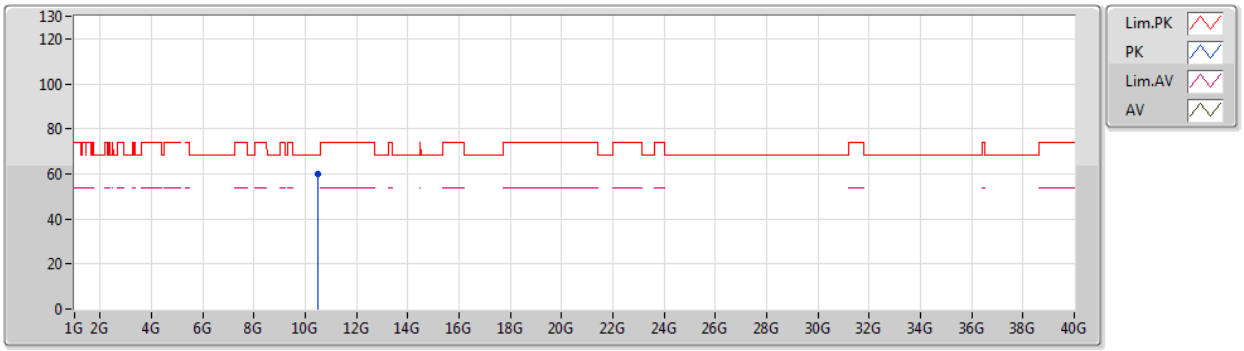

Type	Freq	Level	Limit	Margin	Factor	Dist	Condition	Azimuth	Height	Comment	Raw	AF	CL	PA
	(Hz)	(dBuV/m)	(dBuV/m)	(dB)	(dB)	(m)		(°)	(m)		(dBuV)	(dB)	(dB)	(dB)
PK	10.47811G	59.94	68.20	-8.26	18.04	3	Vertical	130	2.40	-	41.90	39.52	12.99	34.47

802.11ac VHT20_Nss1,(MCS0)_2TX

5240MHz_TX

18/12/2019

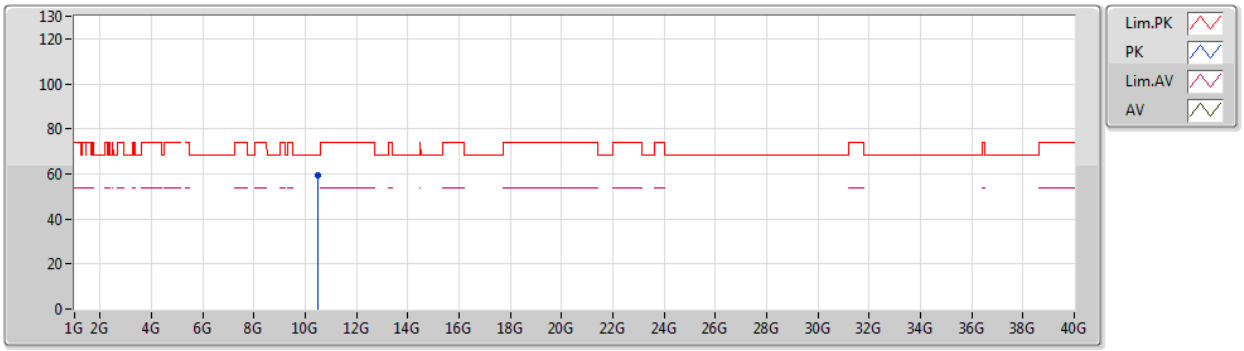

Type	Freq	Level	Limit	Margin	Factor	Dist	Condition	Azimuth	Height	Comment	Raw	AF	CL	PA
	(Hz)	(dBuV/m)	(dBuV/m)	(dB)	(dB)	(m)		(°)	(m)		(dBuV)	(dB)	(dB)	(dB)
PK	10.47768G	59.59	68.20	-8.61	18.04	3	Horizontal	176	2.54	-	41.55	39.52	12.99	34.47

802.11ac VHT20_Nss1,(MCS0)_2TX

5745MHz_TX

18/12/2019

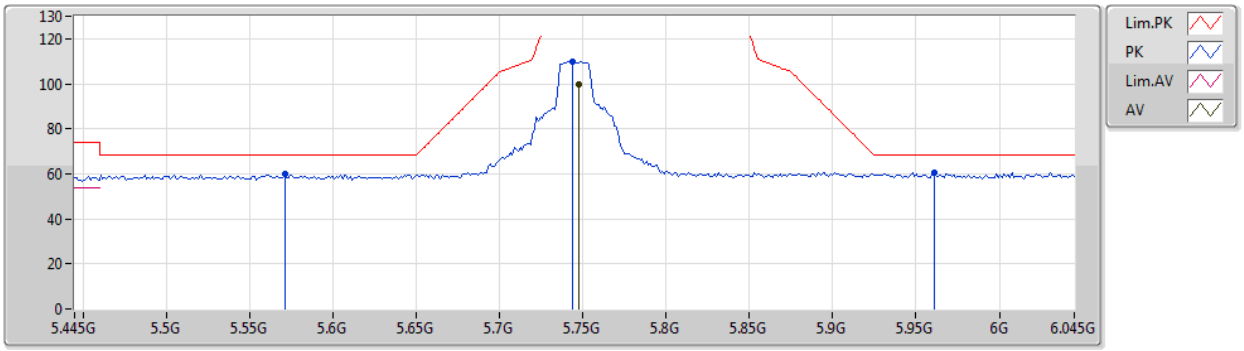

Type	Freq	Level	Limit	Margin	Factor	Dist	Condition	Azimuth	Height	Comment	Raw	AF	CL	PA
	(Hz)	(dBuV/m)	(dBuV/m)	(dB)	(dB)	(m)		(°)	(m)		(dBuV)	(dB)	(dB)	(dB)
AV	5.7474G	99.98	Inf	-Inf	8.29	3	Vertical	234	3.00	-	91.69	31.94	10.42	34.07
PK	5.571G	60.23	68.20	-7.97	7.82	3	Vertical	234	3.00	-	52.41	31.66	10.23	34.07
PK	5.7438G	109.88	Inf	-Inf	8.28	3	Vertical	234	3.00	-	101.60	31.93	10.42	34.07
PK	5.961G	60.44	68.20	-7.76	8.89	3	Vertical	234	3.00	-	51.55	32.40	10.57	34.08

802.11ac VHT20_Nss1,(MCS0)_2TX

5745MHz_TX

18/12/2019

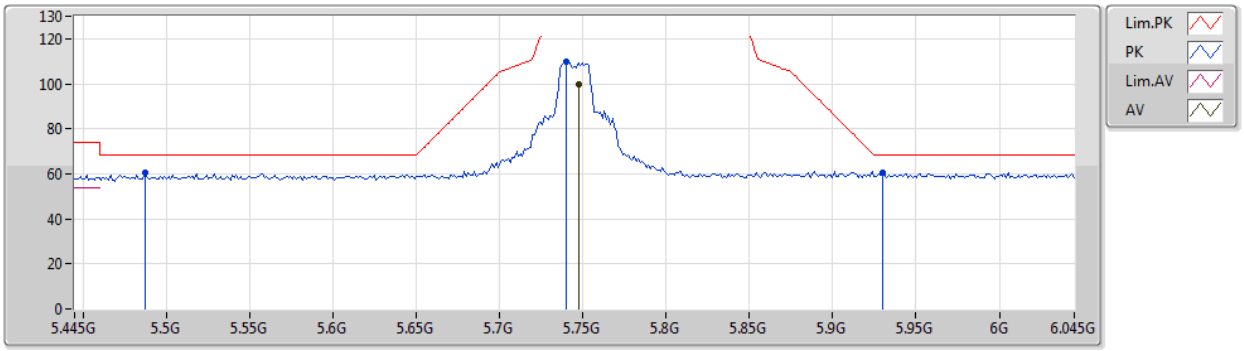

Type	Freq	Level	Limit	Margin	Factor	Dist	Condition	Azimuth	Height	Comment	Raw	AF	CL	PA
	(Hz)	(dBuV/m)	(dBuV/m)	(dB)	(dB)	(m)		(°)	(m)		(dBuV)	(dB)	(dB)	(dB)
AV	5.7474G	99.67	Inf	-Inf	8.29	3	Horizontal	324	3.00	-	91.38	31.94	10.42	34.07
PK	5.487G	60.27	68.20	-7.93	7.90	3	Horizontal	324	3.00	-	52.37	31.76	10.21	34.07
PK	5.7402G	109.90	Inf	-Inf	8.26	3	Horizontal	324	3.00	-	101.64	31.92	10.41	34.07
PK	5.9298G	60.27	68.20	-7.93	8.87	3	Horizontal	324	3.00	-	51.40	32.40	10.55	34.08

802.11ac VHT20_Nss1,(MCS0)_2TX

5745MHz_TX

18/12/2019

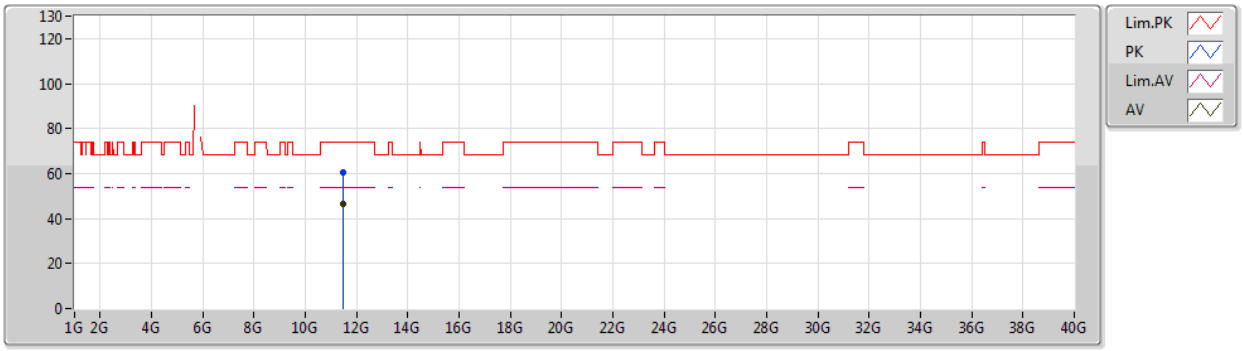

Type	Freq	Level	Limit	Margin	Factor	Dist	Condition	Azimuth	Height	Comment	Raw	AF	CL	PA
	(Hz)	(dBuV/m)	(dBuV/m)	(dB)	(dB)	(m)		(°)	(m)		(dBuV)	(dB)	(dB)	(dB)
AV	11.49215G	46.45	54.00	-7.55	18.85	3	Vertical	310	1.23	-	27.60	39.56	13.48	34.19
PK	11.48911G	60.55	74.00	-13.45	18.85	3	Vertical	310	1.23	-	41.70	39.56	13.48	34.19

802.11ac VHT20_Nss1,(MCS0)_2TX

5745MHz_TX

18/12/2019

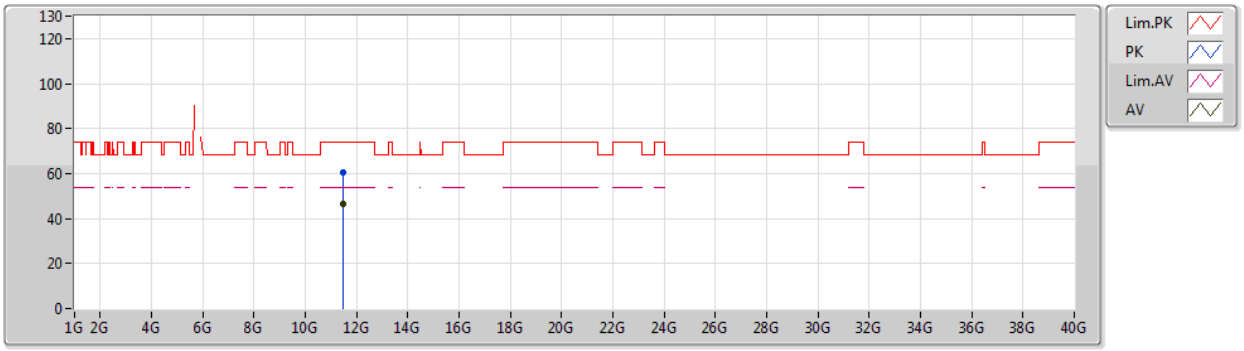

Type	Freq	Level	Limit	Margin	Factor	Dist	Condition	Azimuth	Height	Comment	Raw	AF	CL	PA
	(Hz)	(dBuV/m)	(dBuV/m)	(dB)	(dB)	(m)		(°)	(m)		(dBuV)	(dB)	(dB)	(dB)
AV	11.49044G	46.45	54.00	-7.55	18.85	3	Horizontal	152	1.50	-	27.60	39.56	13.48	34.19
PK	11.48845G	60.38	74.00	-13.62	18.86	3	Horizontal	152	1.50	-	41.52	39.57	13.48	34.19

802.11ac VHT20_Nss1,(MCS0)_2TX

5785MHz_TX

18/12/2019

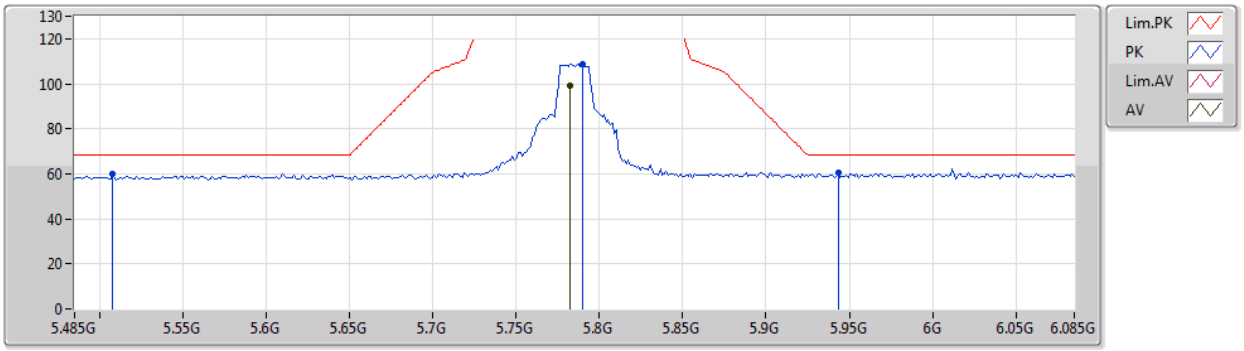

Type	Freq	Level	Limit	Margin	Factor	Dist	Condition	Azimuth	Height	Comment	Raw	AF	CL	PA
	(Hz)	(dBuV/m)	(dBuV/m)	(dB)	(dB)	(m)		(°)	(m)		(dBuV)	(dB)	(dB)	(dB)
AV	5.7826G	98.91	Inf	-Inf	8.44	3	Vertical	231	3.00	-	90.47	32.05	10.47	34.08
PK	5.5078G	60.14	68.20	-8.06	7.93	3	Vertical	231	3.00	-	52.21	31.78	10.22	34.07
PK	5.7898G	108.68	Inf	-Inf	8.46	3	Vertical	231	3.00	-	100.22	32.07	10.47	34.08
PK	5.9434G	60.35	68.20	-7.85	8.88	3	Vertical	231	3.00	-	51.47	32.40	10.56	34.08

802.11ac VHT20_Nss1,(MCS0)_2TX

5785MHz_TX

18/12/2019

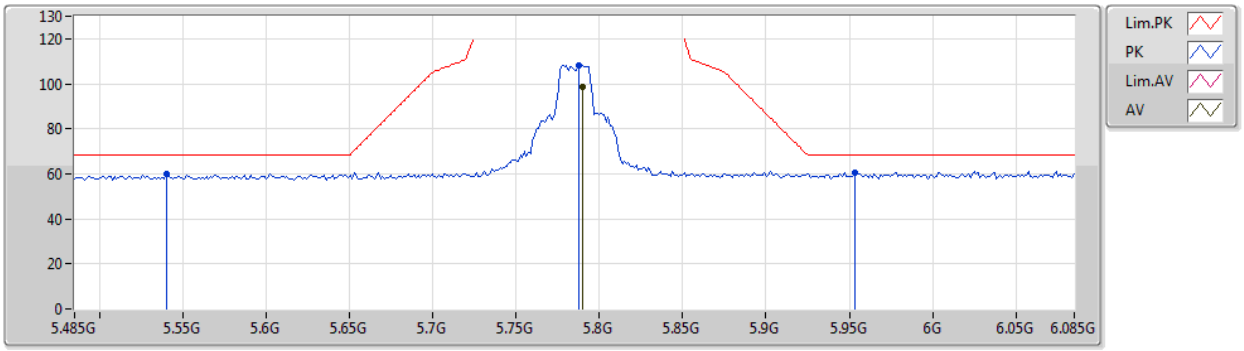

Type	Freq	Level	Limit	Margin	Factor	Dist	Condition	Azimuth	Height	Comment	Raw	AF	CL	PA
	(Hz)	(dBuV/m)	(dBuV/m)	(dB)	(dB)	(m)		(°)	(m)		(dBuV)	(dB)	(dB)	(dB)
AV	5.7898G	98.75	Inf	-Inf	8.46	3	Horizontal	325	3.00	-	90.29	32.07	10.47	34.08
PK	5.5402G	60.04	68.20	-8.16	7.88	3	Horizontal	325	3.00	-	52.16	31.72	10.23	34.07
PK	5.7874G	108.25	Inf	-Inf	8.45	3	Horizontal	325	3.00	-	99.80	32.06	10.47	34.08
PK	5.953G	60.55	68.20	-7.65	8.88	3	Horizontal	325	3.00	-	51.67	32.40	10.56	34.08

802.11ac VHT20_Nss1,(MCS0)_2TX

5785MHz_TX

18/12/2019

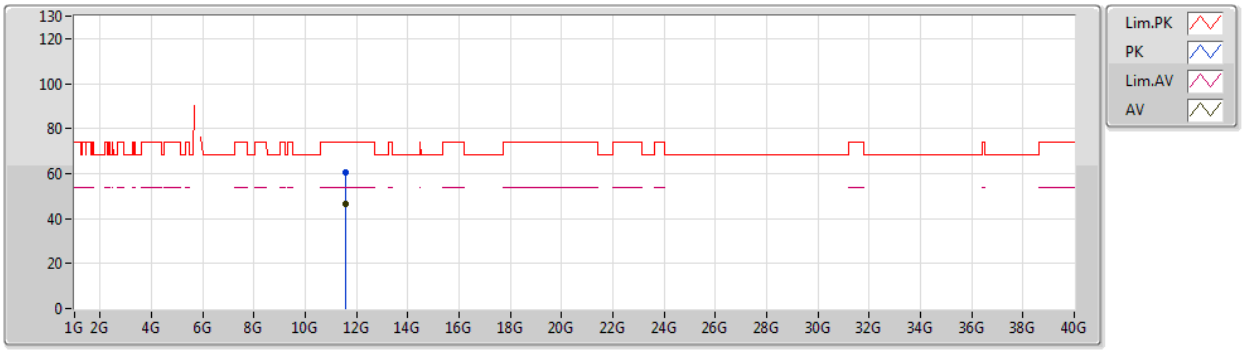

Type	Freq	Level	Limit	Margin	Factor	Dist	Condition	Azimuth	Height	Comment	Raw	AF	CL	PA
	(Hz)	(dBuV/m)	(dBuV/m)	(dB)	(dB)	(m)		(°)	(m)		(dBuV)	(dB)	(dB)	(dB)
AV	11.57149G	46.28	54.00	-7.72	18.79	3	Vertical	134	1.50	-	27.49	39.46	13.52	34.19
PK	11.57097G	60.38	74.00	-13.62	18.79	3	Vertical	134	1.50	-	41.59	39.46	13.52	34.19

802.11ac VHT20_Nss1,(MCS0)_2TX

5785MHz_TX

18/12/2019

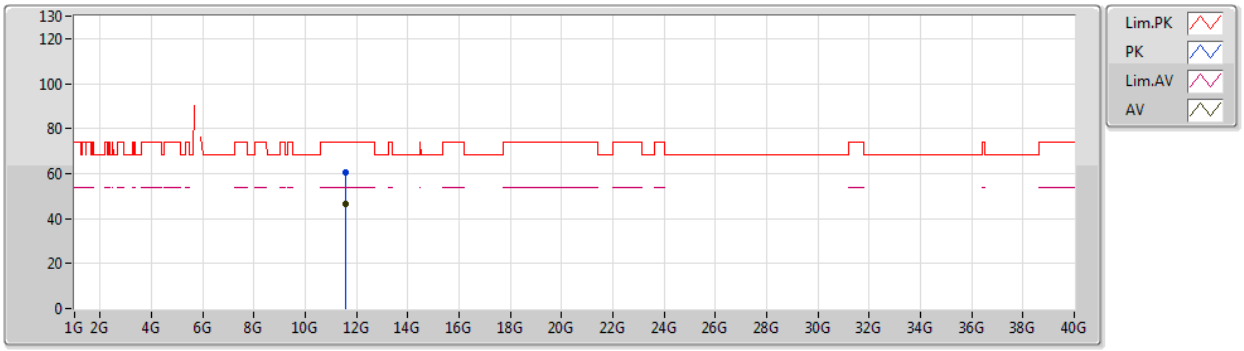

Type	Freq	Level	Limit	Margin	Factor	Dist	Condition	Azimuth	Height	Comment	Raw	AF	CL	PA
	(Hz)	(dBuV/m)	(dBuV/m)	(dB)	(dB)	(m)		(°)	(m)		(dBuV)	(dB)	(dB)	(dB)
AV	11.57224G	46.27	54.00	-7.73	18.79	3	Horizontal	257	1.50	-	27.48	39.46	13.52	34.19
PK	11.56986G	60.48	74.00	-13.52	18.79	3	Horizontal	257	1.50	-	41.69	39.46	13.52	34.19

802.11ac VHT20_Nss1,(MCS0)_2TX

5825MHz_TX

18/12/2019

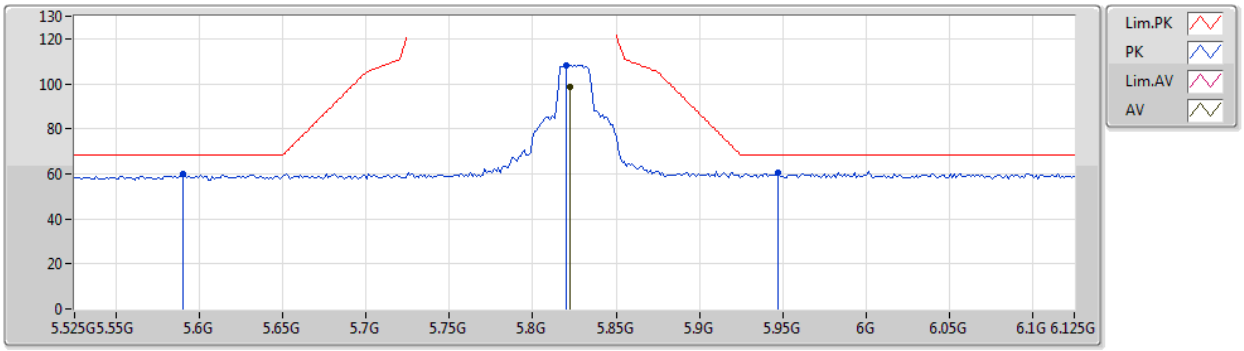

Type	Freq	Level	Limit	Margin	Factor	Dist	Condition	Azimuth	Height	Comment	Raw	AF	CL	PA
	(Hz)	(dBuV/m)	(dBuV/m)	(dB)	(dB)	(m)		(°)	(m)		(dBuV)	(dB)	(dB)	(dB)
AV	5.8226G	98.61	Inf	-Inf	8.59	3	Vertical	233	2.93	-	90.02	32.17	10.50	34.08
PK	5.5898G	59.88	68.20	-8.32	7.79	3	Vertical	233	2.93	-	52.09	31.62	10.24	34.07
PK	5.8202G	108.36	Inf	-Inf	8.58	3	Vertical	233	2.93	-	99.78	32.16	10.50	34.08
PK	5.9474G	60.51	68.20	-7.69	8.88	3	Vertical	233	2.93	-	51.63	32.40	10.56	34.08

802.11ac VHT20_Nss1,(MCS0)_2TX

5825MHz_TX

18/12/2019

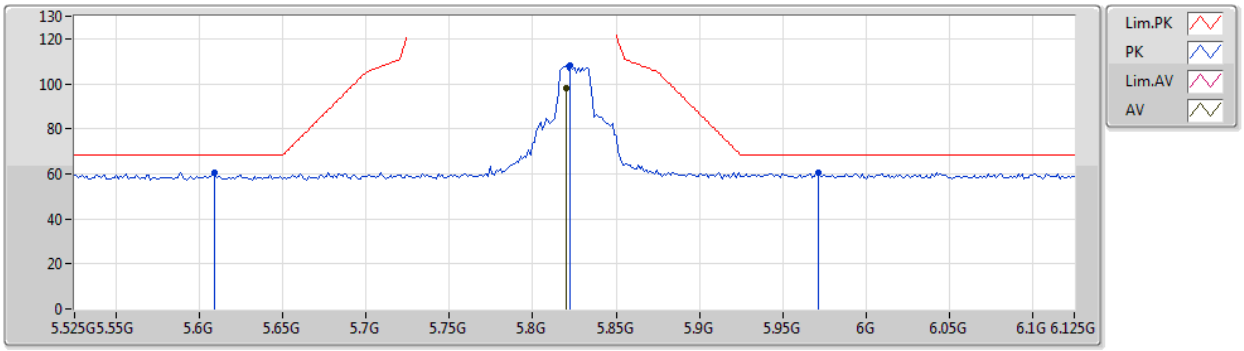

Type	Freq	Level	Limit	Margin	Factor	Dist	Condition	Azimuth	Height	Comment	Raw	AF	CL	PA
	(Hz)	(dBuV/m)	(dBuV/m)	(dB)	(dB)	(m)		(°)	(m)		(dBuV)	(dB)	(dB)	(dB)
AV	5.8202G	97.79	Inf	-Inf	8.58	3	Horizontal	331	2.92	-	89.21	32.16	10.50	34.08
PK	5.609G	60.51	68.20	-7.69	7.80	3	Horizontal	331	2.92	-	52.71	31.62	10.25	34.07
PK	5.8226G	108.35	Inf	-Inf	8.59	3	Horizontal	331	2.92	-	99.76	32.17	10.50	34.08
PK	5.9714G	60.72	68.20	-7.48	8.89	3	Horizontal	331	2.92	-	51.83	32.40	10.57	34.08

802.11ac VHT20_Nss1,(MCS0)_2TX

5825MHz_TX

18/12/2019

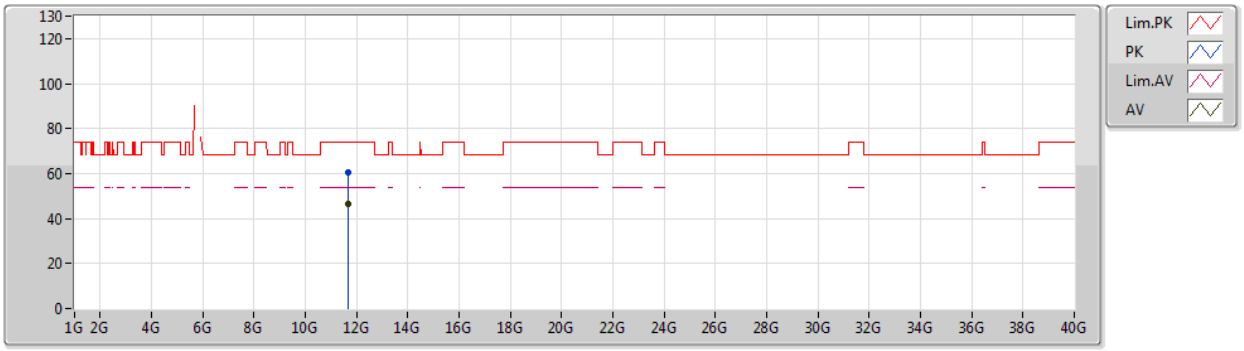

Type	Freq	Level	Limit	Margin	Factor	Dist	Condition	Azimuth	Height	Comment	Raw	AF	CL	PA
	(Hz)	(dBuV/m)	(dBuV/m)	(dB)	(dB)	(m)		(°)	(m)		(dBuV)	(dB)	(dB)	(dB)
AV	11.64929G	46.47	54.00	-7.53	18.72	3	Vertical	254	1.50	-	27.75	39.36	13.56	34.20
PK	11.65237G	60.59	74.00	-13.41	18.71	3	Vertical	254	1.50	-	41.88	39.35	13.56	34.20

802.11ac VHT20_Nss1,(MCS0)_2TX

5825MHz_TX

18/12/2019

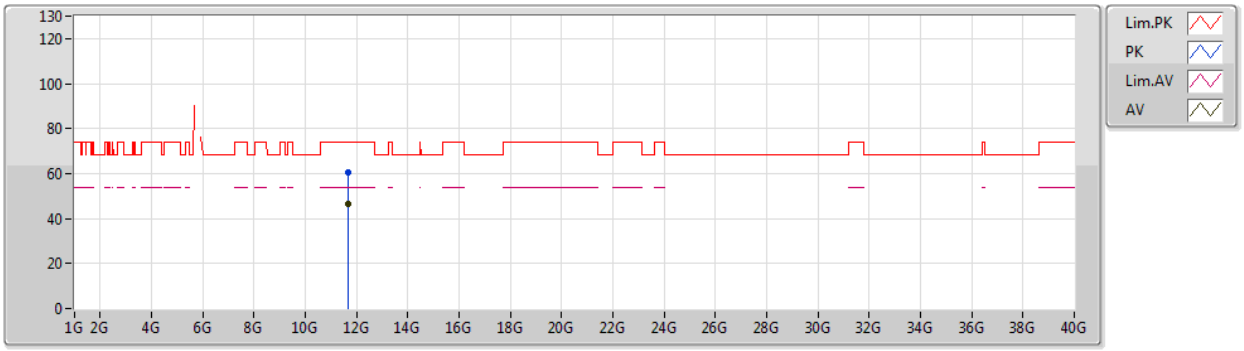

Type	Freq	Level	Limit	Margin	Factor	Dist	Condition	Azimuth	Height	Comment	Raw	AF	CL	PA
	(Hz)	(dBuV/m)	(dBuV/m)	(dB)	(dB)	(m)		(°)	(m)		(dBuV)	(dB)	(dB)	(dB)
AV	11.64813G	46.44	54.00	-7.56	18.72	3	Horizontal	216	1.50	-	27.72	39.36	13.56	34.20
PK	11.65032G	60.46	74.00	-13.54	18.71	3	Horizontal	216	1.50	-	41.75	39.35	13.56	34.20

802.11ac VHT40_Nss1,(MCS0)_2TX

5190MHz_TX

18/12/2019

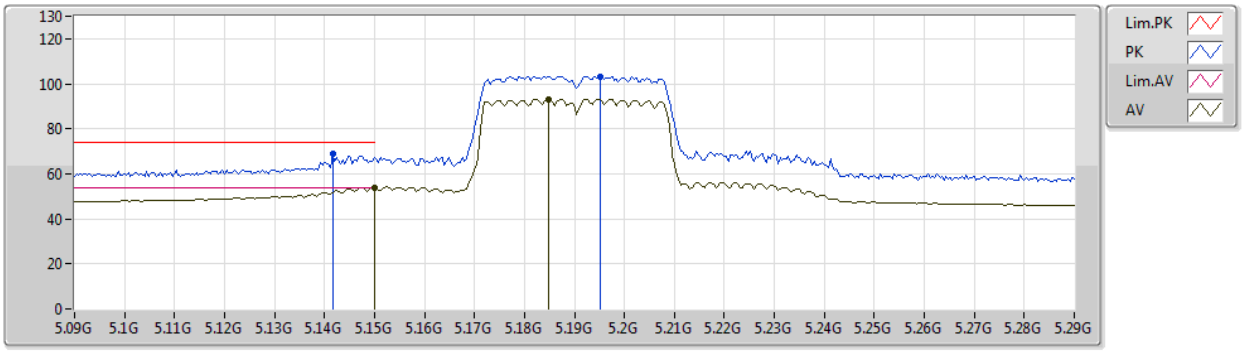

Type	Freq	Level	Limit	Margin	Factor	Dist	Condition	Azimuth	Height	Comment	Raw	AF	CL	PA
	(Hz)	(dBuV/m)	(dBuV/m)	(dB)	(dB)	(m)		(°)	(m)		(dBuV)	(dB)	(dB)	(dB)
AV	5.15G	53.88	54.00	-0.12	7.83	3	Vertical	227	2.70	-	46.05	31.80	10.08	34.05
AV	5.1848G	93.12	Inf	-Inf	7.69	3	Vertical	227	2.70	-	85.43	31.66	10.08	34.05
PK	5.1416G	69.01	74.00	-4.99	7.86	3	Vertical	227	2.70	-	61.15	31.83	10.08	34.05
PK	5.1952G	103.23	Inf	-Inf	7.65	3	Vertical	227	2.70	-	95.58	31.62	10.08	34.05

802.11ac VHT40_Nss1,(MCS0)_2TX

5190MHz_TX

18/12/2019

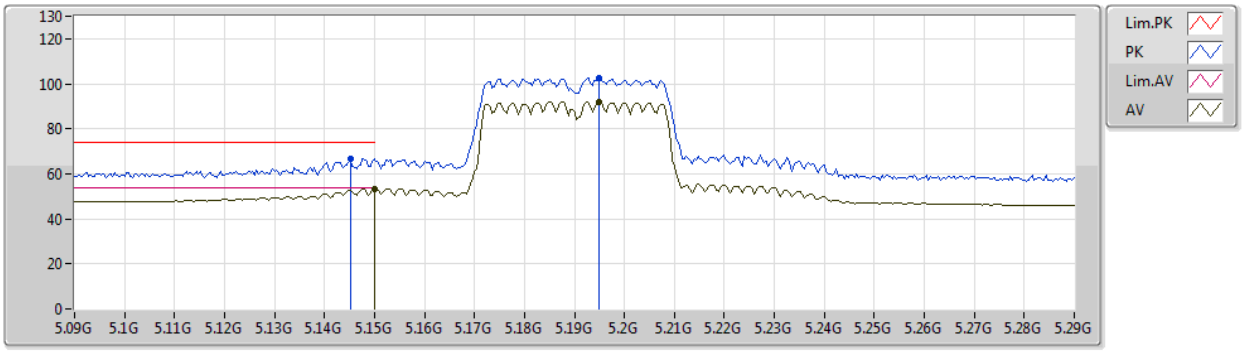

Type	Freq	Level	Limit	Margin	Factor	Dist	Condition	Azimuth	Height	Comment	Raw	AF	CL	PA
	(Hz)	(dBuV/m)	(dBuV/m)	(dB)	(dB)	(m)		(°)	(m)		(dBuV)	(dB)	(dB)	(dB)
AV	5.15G	53.29	54.00	-0.71	7.83	3	Horizontal	336	3.00	-	45.46	31.80	10.08	34.05
AV	5.1948G	91.96	Inf	-Inf	7.65	3	Horizontal	336	3.00	-	84.31	31.62	10.08	34.05
PK	5.1452G	66.96	74.00	-7.04	7.85	3	Horizontal	336	3.00	-	59.11	31.82	10.08	34.05
PK	5.1948G	102.43	Inf	-Inf	7.65	3	Horizontal	336	3.00	-	94.78	31.62	10.08	34.05

802.11ac VHT40_Nss1,(MCS0)_2TX

5190MHz_TX

18/12/2019

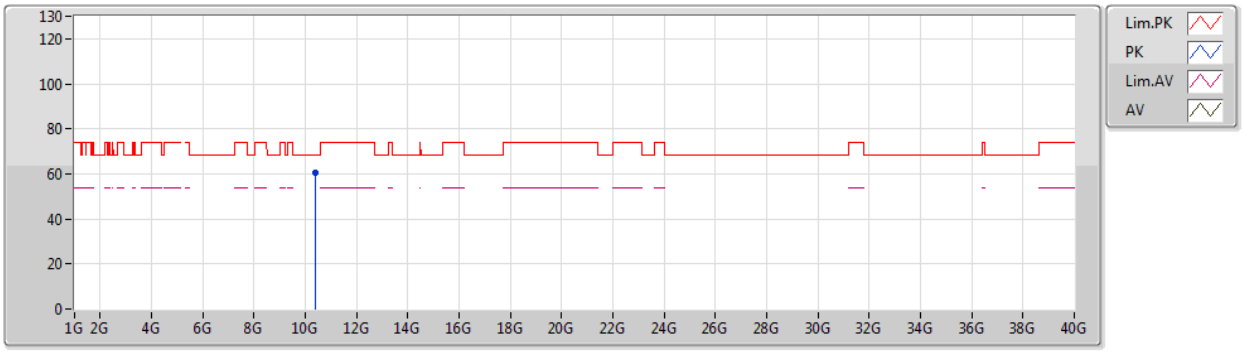

Type	Freq	Level	Limit	Margin	Factor	Dist	Condition	Azimuth	Height	Comment	Raw	AF	CL	PA
	(Hz)	(dBuV/m)	(dBuV/m)	(dB)	(dB)	(m)		(°)	(m)		(dBuV)	(dB)	(dB)	(dB)
PK	10.37771G	60.36	68.20	-7.84	17.80	3	Vertical	82	1.49	-	42.56	39.39	12.94	34.53

802.11ac VHT40_Nss1,(MCS0)_2TX

5190MHz_TX

18/12/2019

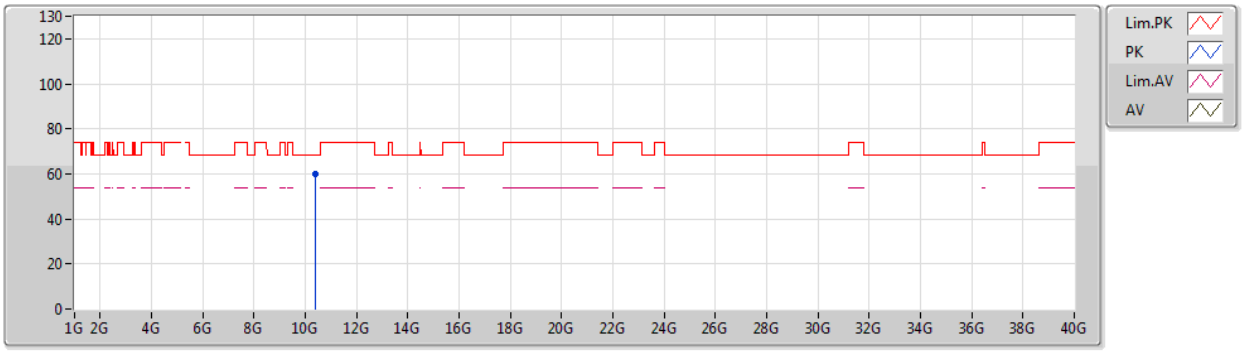

Type	Freq	Level	Limit	Margin	Factor	Dist	Condition	Azimuth	Height	Comment	Raw	AF	CL	PA
	(Hz)	(dBuV/m)	(dBuV/m)	(dB)	(dB)	(m)		(°)	(m)		(dBuV)	(dB)	(dB)	(dB)
PK	10.37855G	59.88	68.20	-8.32	17.80	3	Horizontal	320	2.81	-	42.08	39.39	12.94	34.53

802.11ac VHT40_Nss1,(MCS0)_2TX

5230MHz_TX

18/12/2019

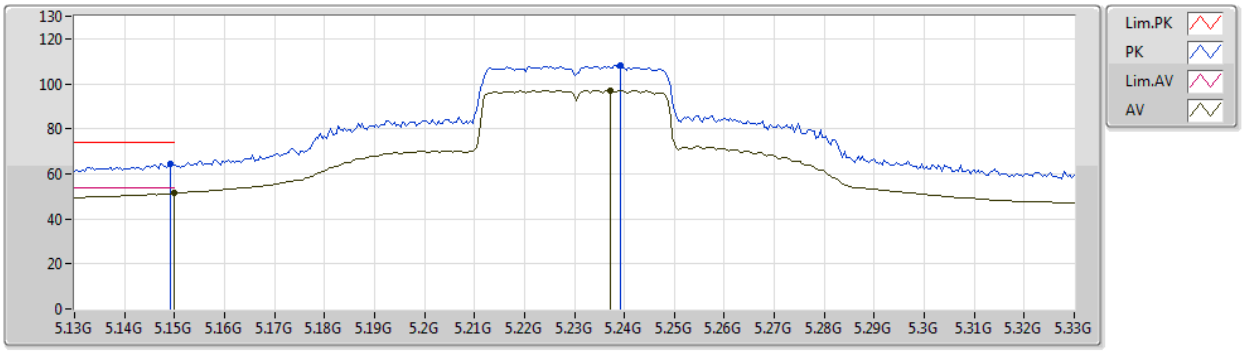

Type	Freq	Level	Limit	Margin	Factor	Dist	Condition	Azimuth	Height	Comment	Raw	AF	CL	PA
	(Hz)	(dBuV/m)	(dBuV/m)	(dB)	(dB)	(m)		(°)	(m)		(dBuV)	(dB)	(dB)	(dB)
AV	5.15G	51.29	54.00	-2.71	7.83	3	Vertical	229	2.54	-	43.46	31.80	10.08	34.05
AV	5.2372G	97.12	Inf	-Inf	7.50	3	Vertical	229	2.54	-	89.62	31.45	10.10	34.05
PK	5.1492G	64.29	74.00	-9.71	7.83	3	Vertical	229	2.54	-	56.46	31.80	10.08	34.05
PK	5.2392G	108.23	Inf	-Inf	7.49	3	Vertical	229	2.54	-	100.74	31.44	10.10	34.05

802.11ac VHT40_Nss1,(MCS0)_2TX

5230MHz_TX

18/12/2019

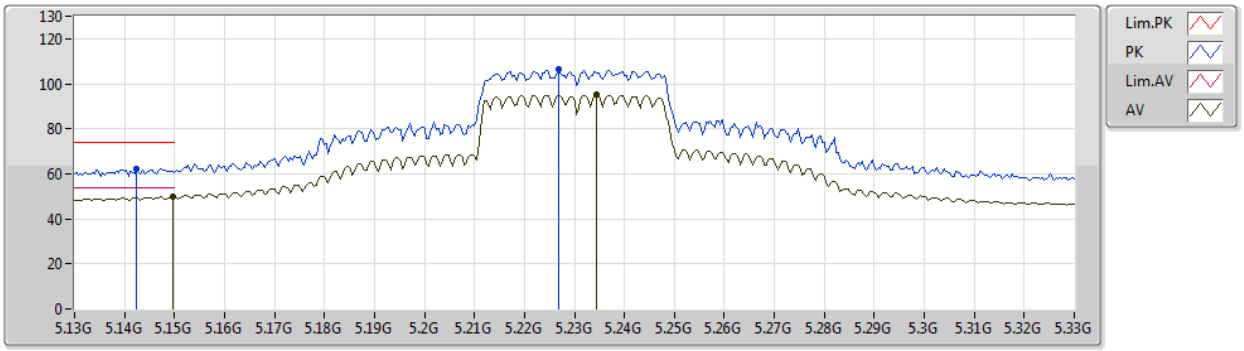

Type	Freq	Level	Limit	Margin	Factor	Dist	Condition	Azimuth	Height	Comment	Raw	AF	CL	PA
	(Hz)	(dBuV/m)	(dBuV/m)	(dB)	(dB)	(m)		(°)	(m)		(dBuV)	(dB)	(dB)	(dB)
AV	5.1496G	50.08	54.00	-3.92	7.83	3	Horizontal	327	2.09	-	42.25	31.80	10.08	34.05
AV	5.2344G	94.99	Inf	-Inf	7.51	3	Horizontal	327	2.09	-	87.48	31.46	10.10	34.05
PK	5.1424G	62.35	74.00	-11.65	7.86	3	Horizontal	327	2.09	-	54.49	31.83	10.08	34.05
PK	5.2268G	106.31	Inf	-Inf	7.53	3	Horizontal	327	2.09	-	98.78	31.49	10.09	34.05

802.11ac VHT40_Nss1,(MCS0)_2TX

5230MHz_TX

18/12/2019

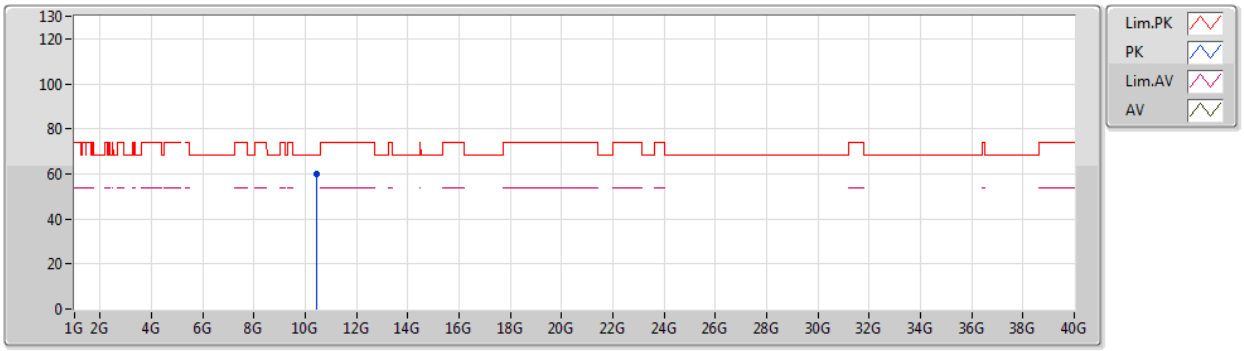

Type	Freq	Level	Limit	Margin	Factor	Dist	Condition	Azimuth	Height	Comment	Raw	AF	CL	PA
	(Hz)	(dBuV/m)	(dBuV/m)	(dB)	(dB)	(m)		(°)	(m)		(dBuV)	(dB)	(dB)	(dB)
PK	10.4595G	59.70	68.20	-8.50	18.00	3	Vertical	359	1.26	-	41.70	39.50	12.98	34.48

802.11ac VHT40_Nss1,(MCS0)_2TX

5230MHz_TX

18/12/2019

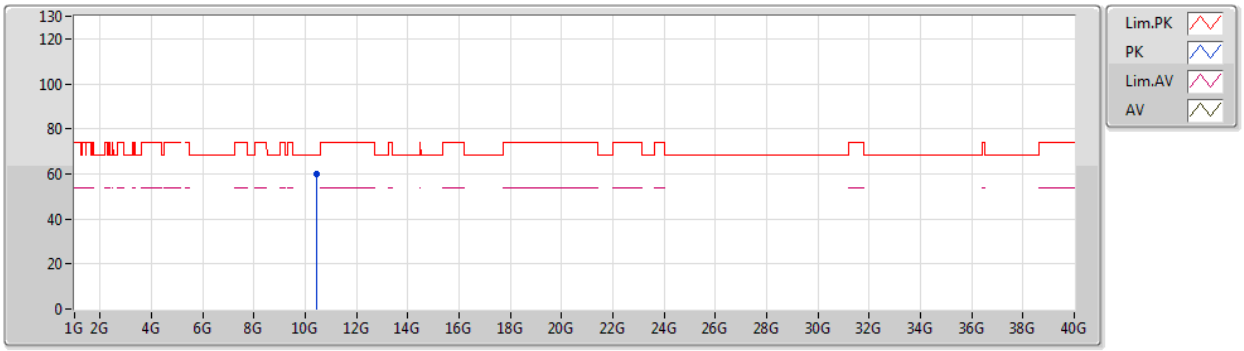

Type	Freq	Level	Limit	Margin	Factor	Dist	Condition	Azimuth	Height	Comment	Raw	AF	CL	PA
	(Hz)	(dBuV/m)	(dBuV/m)	(dB)	(dB)	(m)		(°)	(m)		(dBuV)	(dB)	(dB)	(dB)
PK	10.45982G	59.94	68.20	-8.26	18.00	3	Horizontal	77	2.71	-	41.94	39.50	12.98	34.48

802.11ac VHT40_Nss1,(MCS0)_2TX

5755MHz_TX

18/12/2019

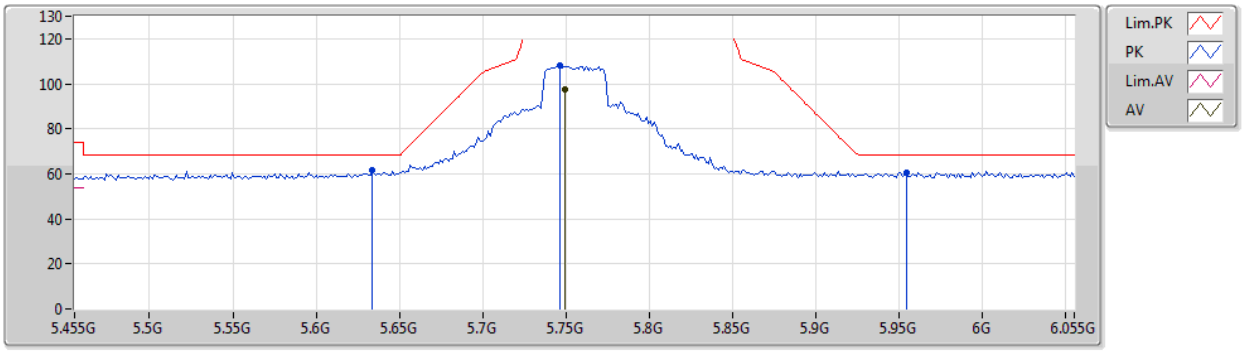

Type	Freq	Level	Limit	Margin	Factor	Dist	Condition	Azimuth	Height	Comment	Raw	AF	CL	PA
	(Hz)	(dBuV/m)	(dBuV/m)	(dB)	(dB)	(m)		(°)	(m)		(dBuV)	(dB)	(dB)	(dB)
AV	5.749G	97.23	Inf	-Inf	8.30	3	Vertical	232	3.00	-	88.93	31.95	10.42	34.07
PK	5.6338G	61.89	68.20	-6.31	7.88	3	Vertical	232	3.00	-	54.01	31.67	10.28	34.07
PK	5.7466G	108.22	Inf	-Inf	8.29	3	Vertical	232	3.00	-	99.93	31.94	10.42	34.07
PK	5.9542G	60.53	68.20	-7.67	8.88	3	Vertical	232	3.00	-	51.65	32.40	10.56	34.08

802.11ac VHT40_Nss1,(MCS0)_2TX

5755MHz_TX

18/12/2019

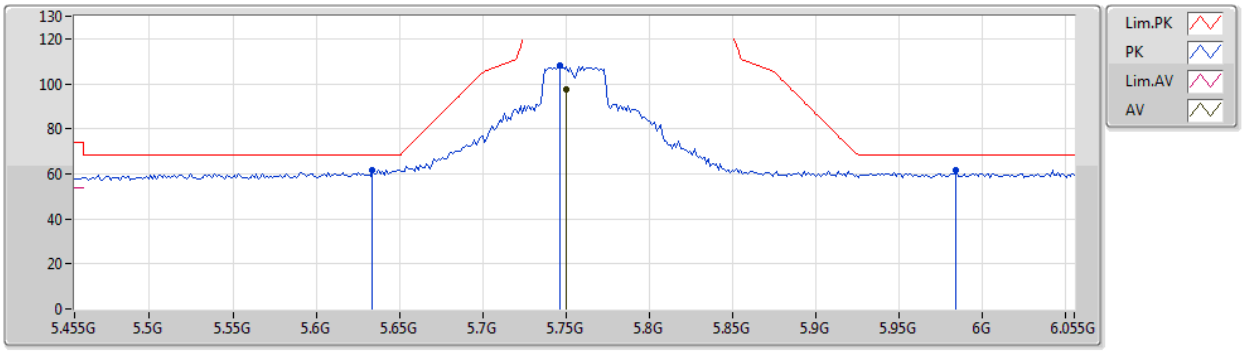

Type	Freq	Level	Limit	Margin	Factor	Dist	Condition	Azimuth	Height	Comment	Raw	AF	CL	PA
	(Hz)	(dBuV/m)	(dBuV/m)	(dB)	(dB)	(m)		(°)	(m)		(dBuV)	(dB)	(dB)	(dB)
AV	5.7502G	97.71	Inf	-Inf	8.30	3	Horizontal	322	3.00	-	89.41	31.95	10.43	34.08
PK	5.6338G	61.77	68.20	-6.43	7.88	3	Horizontal	322	3.00	-	53.89	31.67	10.28	34.07
PK	5.7466G	107.87	Inf	-Inf	8.29	3	Horizontal	322	3.00	-	99.58	31.94	10.42	34.07
PK	5.9842G	61.53	68.20	-6.67	8.90	3	Horizontal	322	3.00	-	52.63	32.40	10.58	34.08

802.11ac VHT40_Nss1,(MCS0)_2TX

5755MHz_TX

18/12/2019

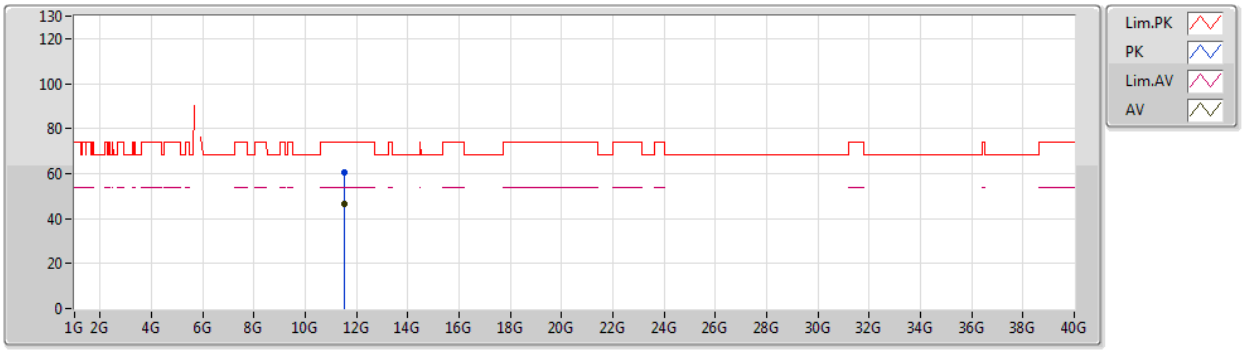

Type	Freq	Level	Limit	Margin	Factor	Dist	Condition	Azimuth	Height	Comment	Raw	AF	CL	PA
	(Hz)	(dBuV/m)	(dBuV/m)	(dB)	(dB)	(m)		(°)	(m)		(dBuV)	(dB)	(dB)	(dB)
AV	11.51137G	46.35	54.00	-7.65	18.84	3	Vertical	90	1.30	-	27.51	39.54	13.49	34.19
PK	11.50923G	60.50	74.00	-13.50	18.84	3	Vertical	90	1.30	-	41.66	39.54	13.49	34.19

802.11ac VHT40_Nss1,(MCS0)_2TX

5755MHz_TX

18/12/2019

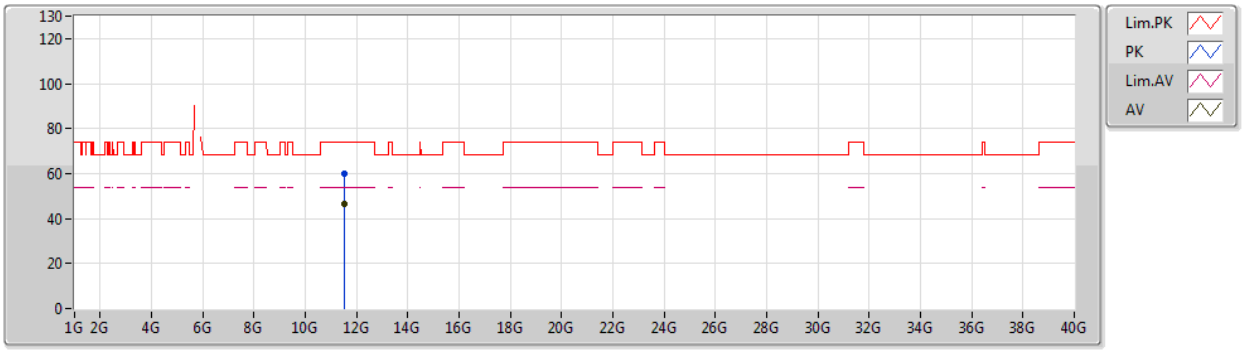

Type	Freq	Level	Limit	Margin	Factor	Dist	Condition	Azimuth	Height	Comment	Raw	AF	CL	PA
	(Hz)	(dBuV/m)	(dBuV/m)	(dB)	(dB)	(m)		(°)	(m)		(dBuV)	(dB)	(dB)	(dB)
AV	11.51214G	46.37	54.00	-7.63	18.83	3	Horizontal	298	1.50	-	27.54	39.53	13.49	34.19
PK	11.50846G	60.14	74.00	-13.86	18.84	3	Horizontal	298	1.50	-	41.30	39.54	13.49	34.19

802.11ac VHT40_Nss1,(MCS0)_2TX

5795MHz_TX

18/12/2019

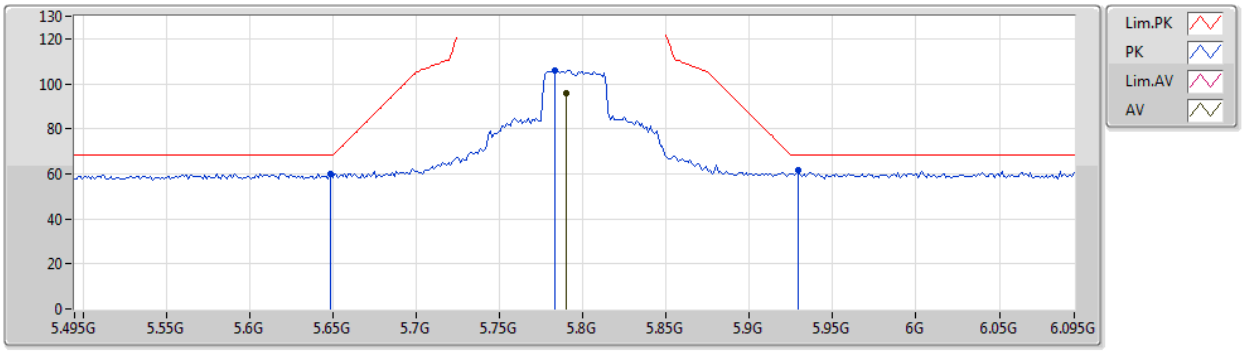

Type	Freq	Level	Limit	Margin	Factor	Dist	Condition	Azimuth	Height	Comment	Raw	AF	CL	PA
	(Hz)	(dBuV/m)	(dBuV/m)	(dB)	(dB)	(m)		(°)	(m)		(dBuV)	(dB)	(dB)	(dB)
AV	5.7902G	95.78	Inf	-Inf	8.47	3	Vertical	233	3.00	-	87.31	32.07	10.48	34.08
PK	5.6486G	60.22	68.20	-7.98	7.93	3	Vertical	233	3.00	-	52.29	31.70	10.30	34.07
PK	5.783G	105.89	Inf	-Inf	8.44	3	Vertical	233	3.00	-	97.45	32.05	10.47	34.08
PK	5.9294G	61.47	68.20	-6.73	8.87	3	Vertical	233	3.00	-	52.60	32.40	10.55	34.08

802.11ac VHT40_Nss1,(MCS0)_2TX

5795MHz_TX

18/12/2019

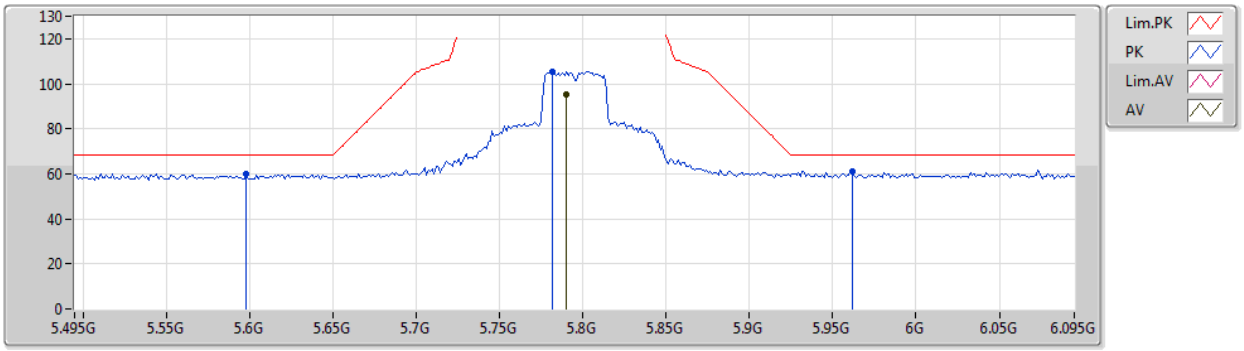

Type	Freq	Level	Limit	Margin	Factor	Dist	Condition	Azimuth	Height	Comment	Raw	AF	CL	PA
	(Hz)	(dBuV/m)	(dBuV/m)	(dB)	(dB)	(m)		(°)	(m)		(dBuV)	(dB)	(dB)	(dB)
AV	5.7902G	95.45	Inf	-Inf	8.47	3	Horizontal	324	3.00	-	86.98	32.07	10.48	34.08
PK	5.5982G	60.18	68.20	-8.02	7.77	3	Horizontal	324	3.00	-	52.41	31.60	10.24	34.07
PK	5.7818G	105.62	Inf	-Inf	8.43	3	Horizontal	324	3.00	-	97.19	32.05	10.46	34.08
PK	5.9618G	60.93	68.20	-7.27	8.89	3	Horizontal	324	3.00	-	52.04	32.40	10.57	34.08

802.11ac VHT40_Nss1,(MCS0)_2TX

5795MHz_TX

18/12/2019

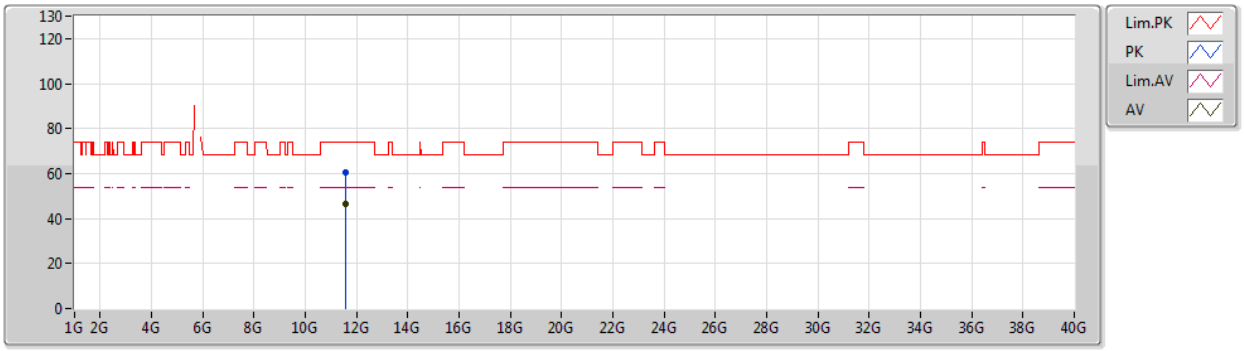

Type	Freq	Level	Limit	Margin	Factor	Dist	Condition	Azimuth	Height	Comment	Raw	AF	CL	PA
	(Hz)	(dBuV/m)	(dBuV/m)	(dB)	(dB)	(m)		(°)	(m)		(dBuV)	(dB)	(dB)	(dB)
AV	11.58815G	46.36	54.00	-7.64	18.77	3	Vertical	37	1.19	-	27.59	39.44	13.53	34.20
PK	11.59006G	60.77	74.00	-13.23	18.76	3	Vertical	37	1.19	-	42.01	39.43	13.53	34.20

802.11ac VHT40_Nss1,(MCS0)_2TX

5795MHz_TX

18/12/2019

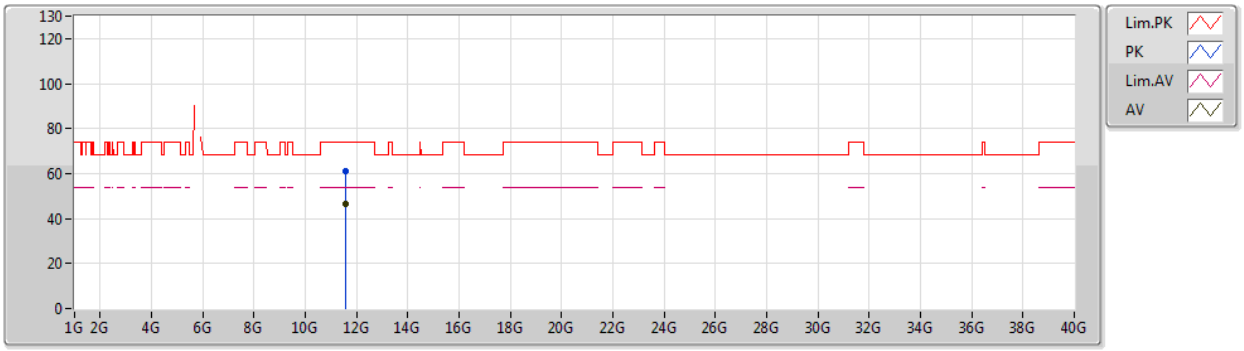

Type	Freq	Level	Limit	Margin	Factor	Dist	Condition	Azimuth	Height	Comment	Raw	AF	CL	PA
	(Hz)	(dBuV/m)	(dBuV/m)	(dB)	(dB)	(m)		(°)	(m)		(dBuV)	(dB)	(dB)	(dB)
AV	11.5898G	46.35	54.00	-7.65	18.76	3	Horizontal	337	1.50	-	27.59	39.43	13.53	34.20
PK	11.5884G	61.01	74.00	-12.99	18.77	3	Horizontal	337	1.50	-	42.24	39.44	13.53	34.20

802.11ac VHT80_Nss1,(MCS0)_2TX

5210MHz_TX

24/12/2019

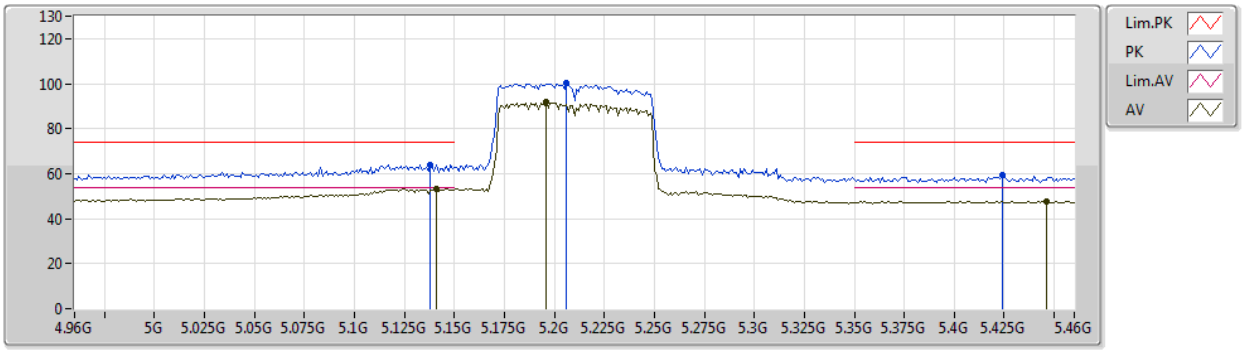

Type	Freq	Level	Limit	Margin	Factor	Dist	Condition	Azimuth	Height	Comment	Raw	AF	CL	PA
	(Hz)	(dBuV/m)	(dBuV/m)	(dB)	(dB)	(m)		(°)	(m)		(dBuV)	(dB)	(dB)	(dB)
AV	5.141G	53.38	54.00	-0.62	7.87	3	Vertical	302	2.96	-	45.51	31.84	10.08	34.05
AV	5.196G	91.68	Inf	-Inf	7.65	3	Vertical	302	2.96	-	84.03	31.62	10.08	34.05
AV	5.446G	47.73	54.00	-6.27	7.78	3	Vertical	302	2.96	-	39.95	31.64	10.20	34.06
PK	5.138G	64.04	74.00	-9.96	7.88	3	Vertical	302	2.96	-	56.16	31.85	10.08	34.05
PK	5.206G	100.05	Inf	-Inf	7.61	3	Vertical	302	2.96	-	92.44	31.58	10.08	34.05
PK	5.424G	59.36	74.00	-14.64	7.70	3	Vertical	302	2.96	-	51.66	31.57	10.19	34.06

802.11ac VHT80_Nss1,(MCS0)_2TX

5210MHz_TX

24/12/2019

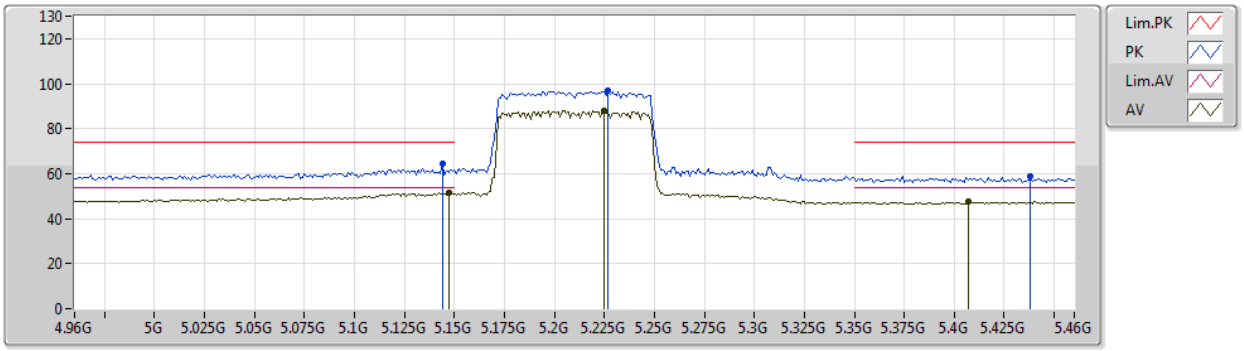

Type	Freq	Level	Limit	Margin	Factor	Dist	Condition	Azimuth	Height	Comment	Raw	AF	CL	PA
	(Hz)	(dBuV/m)	(dBuV/m)	(dB)	(dB)	(m)		(°)	(m)		(dBuV)	(dB)	(dB)	(dB)
AV	5.147G	51.35	54.00	-2.65	7.84	3	Horizontal	195	1.00	-	43.51	31.81	10.08	34.05
AV	5.225G	88.03	Inf	-Inf	7.54	3	Horizontal	195	1.00	-	80.49	31.50	10.09	34.05
AV	5.407G	47.46	54.00	-6.54	7.65	3	Horizontal	195	1.00	-	39.81	31.52	10.19	34.06
PK	5.144G	64.28	74.00	-9.72	7.85	3	Horizontal	195	1.00	-	56.43	31.82	10.08	34.05
PK	5.227G	96.66	Inf	-Inf	7.53	3	Horizontal	195	1.00	-	89.13	31.49	10.09	34.05
PK	5.438G	58.96	74.00	-15.04	7.75	3	Horizontal	195	1.00	-	51.21	31.61	10.20	34.06

802.11ac VHT80_Nss1,(MCS0)_2TX

5210MHz_TX

24/12/2019

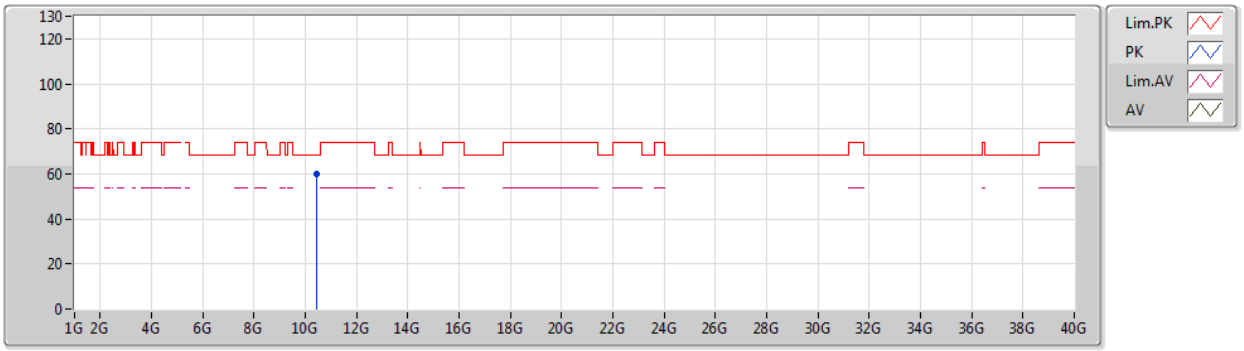

Type	Freq	Level	Limit	Margin	Factor	Dist	Condition	Azimuth	Height	Comment	Raw	AF	CL	PA
	(Hz)	(dBuV/m)	(dBuV/m)	(dB)	(dB)	(m)		(°)	(m)		(dBuV)	(dB)	(dB)	(dB)
PK	10.4197G	60.10	68.20	-8.10	17.90	3	Vertical	105	2.72	-	42.20	39.45	12.96	34.51

802.11ac VHT80_Nss1,(MCS0)_2TX

5210MHz_TX

24/12/2019

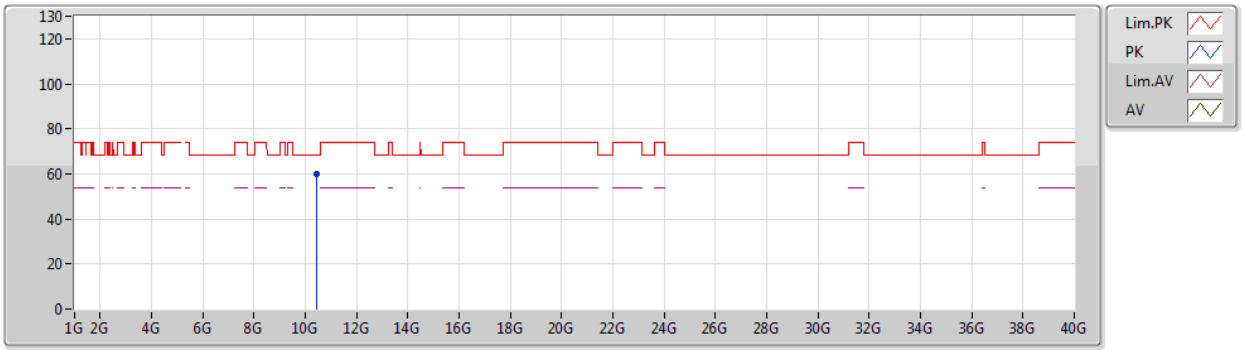

Type	Freq	Level	Limit	Margin	Factor	Dist	Condition	Azimuth	Height	Comment	Raw	AF	CL	PA
	(Hz)	(dBuV/m)	(dBuV/m)	(dB)	(dB)	(m)		(°)	(m)		(dBuV)	(dB)	(dB)	(dB)
PK	10.42062G	59.76	68.20	-8.44	17.90	3	Horizontal	249	1.50	-	41.86	39.45	12.96	34.51

802.11ac VHT80_Nss1,(MCS0)_2TX

5775MHz_TX

18/12/2019

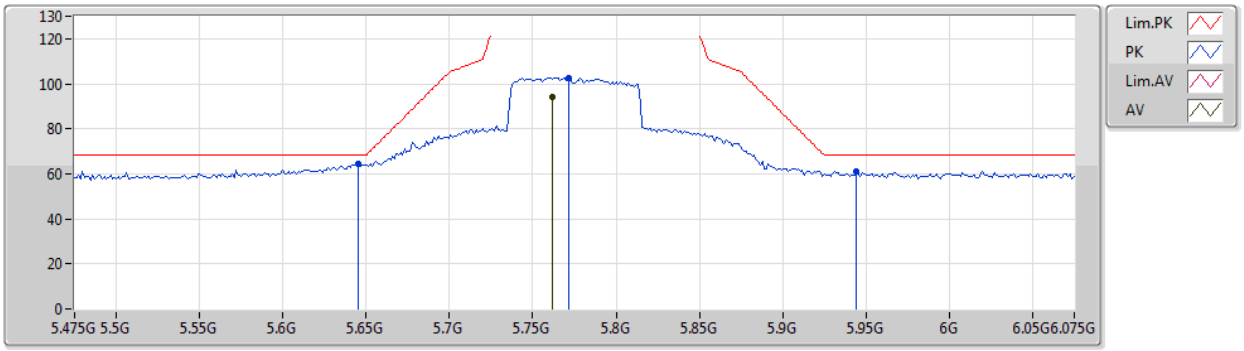

Type	Freq	Level	Limit	Margin	Factor	Dist	Condition	Azimuth	Height	Comment	Raw	AF	CL	PA
	(Hz)	(dBuV/m)	(dBuV/m)	(dB)	(dB)	(m)		(°)	(m)		(dBuV)	(dB)	(dB)	(dB)
AV	5.7618G	94.41	Inf	-Inf	8.35	3	Vertical	234	3.00	-	86.06	31.99	10.44	34.08
PK	5.6454G	64.56	68.20	-3.64	7.92	3	Vertical	234	3.00	-	56.64	31.69	10.30	34.07
PK	5.7714G	102.79	Inf	-Inf	8.38	3	Vertical	234	3.00	-	94.41	32.01	10.45	34.08
PK	5.9442G	60.99	68.20	-7.21	8.88	3	Vertical	234	3.00	-	52.11	32.40	10.56	34.08

802.11ac VHT80_Nss1,(MCS0)_2TX

5775MHz_TX

18/12/2019

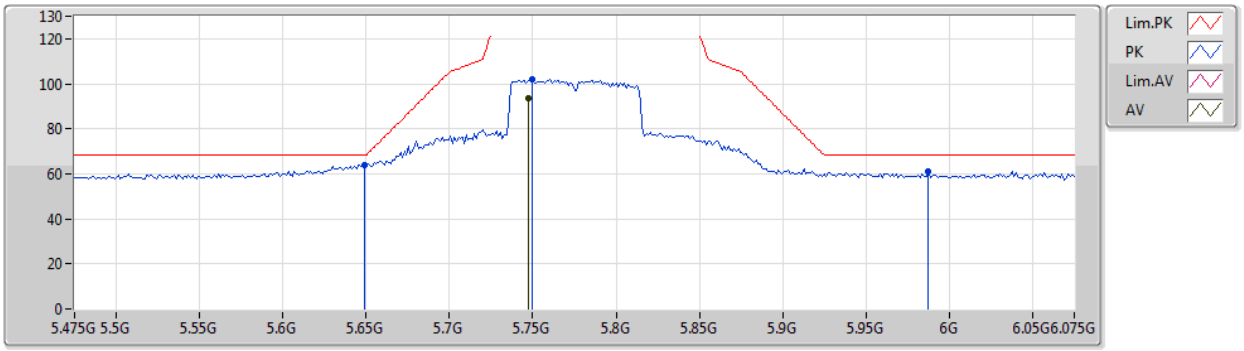

Type	Freq	Level	Limit	Margin	Factor	Dist	Condition	Azimuth	Height	Comment	Raw	AF	CL	PA
	(Hz)	(dBuV/m)	(dBuV/m)	(dB)	(dB)	(m)		(°)	(m)		(dBuV)	(dB)	(dB)	(dB)
AV	5.7474G	93.61	Inf	-Inf	8.29	3	Horizontal	323	3.00	-	85.32	31.94	10.42	34.07
PK	5.649G	63.68	68.20	-4.52	7.93	3	Horizontal	323	3.00	-	55.75	31.70	10.30	34.07
PK	5.7498G	101.94	Inf	-Inf	8.31	3	Horizontal	323	3.00	-	93.63	31.95	10.43	34.07
PK	5.9874G	61.24	68.20	-6.96	8.90	3	Horizontal	323	3.00	-	52.34	32.40	10.58	34.08

802.11ac VHT80_Nss1,(MCS0)_2TX

5775MHz_TX

18/12/2019

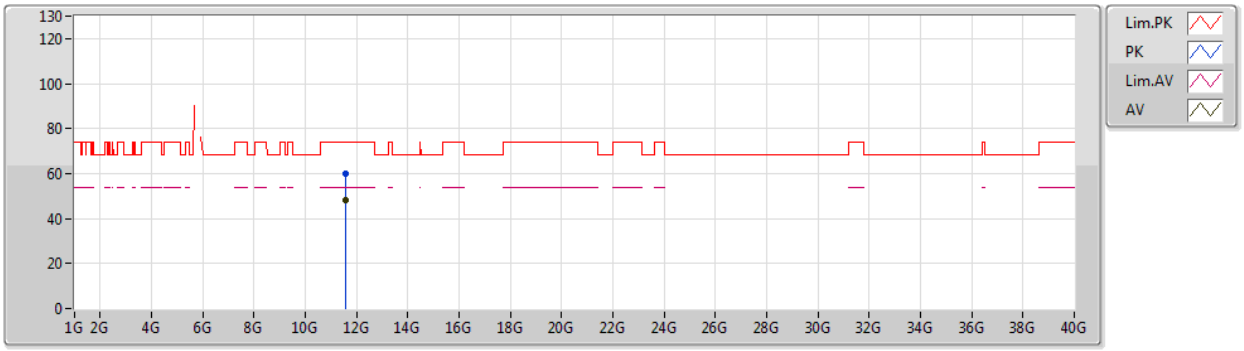

Type	Freq	Level	Limit	Margin	Factor	Dist	Condition	Azimuth	Height	Comment	Raw	AF	CL	PA
	(Hz)	(dBuV/m)	(dBuV/m)	(dB)	(dB)	(m)		(°)	(m)		(dBuV)	(dB)	(dB)	(dB)
AV	11.55102G	48.10	54.00	-5.90	18.80	3	Vertical	12	1.50	-	29.30	39.48	13.51	34.19
PK	11.54993G	59.91	74.00	-14.09	18.81	3	Vertical	12	1.50	-	41.10	39.49	13.51	34.19

802.11ac VHT80_Nss1,(MCS0)_2TX

5775MHz_TX

18/12/2019

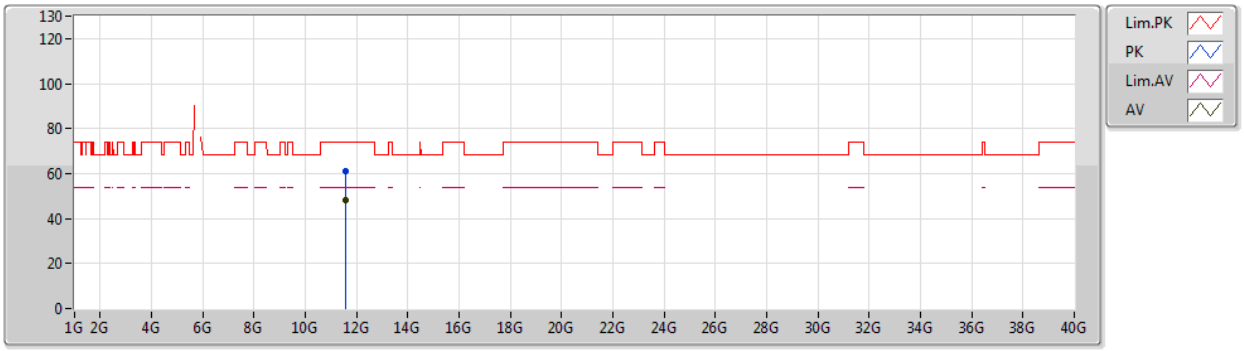

Type	Freq	Level	Limit	Margin	Factor	Dist	Condition	Azimuth	Height	Comment	Raw	AF	CL	PA
	(Hz)	(dBuV/m)	(dBuV/m)	(dB)	(dB)	(m)		(°)	(m)		(dBuV)	(dB)	(dB)	(dB)
AV	11.5494G	48.26	54.00	-5.74	18.81	3	Horizontal	43	1.50	-	29.45	39.49	13.51	34.19
PK	11.5524G	61.19	74.00	-12.81	18.80	3	Horizontal	43	1.50	-	42.39	39.48	13.51	34.19