RADIO REPORT

FCC 47 CFR Part 15C
ISED Canada RSS-247

Digital transmission systems operating within the 2400 – 2483.5 MHz band

Report Reference No	G0M-1810-7800-TFC247BL-V01
Testing Laboratory	Eurofins Product Service GmbH
Address	Storkower Str. 38c 15526 Reichenwalde Germany
Accreditation	A2LA Accredited Testing Laboratory, Certificate No.: 1983.01 FCC Test Firm Designation Number: DE0008 ISED Testing Laboratory site: 3470A-2
Applicant	Grässlin GmbH
Address	Bundesstraße 36 78112 St. Georgen GERMANY
Test Specification	According to FCC/ISED rules
Standard	47 CFR Part 15C RSS-247, Issue 2, 2017-02 RSS-Gen, Issue 5, 2018-04
Non-Standard Test Method	None
Equipment under Test (EUT):	
Product Description	1-Channel 230VAC Timer Switch with integrated BLE-Module
Model(s)	talento smart B10
Additional Model(s)	None
Brand Name(s)	None
Hardware Version(s)	Rev_02
Software Version(s)	V.1.0
FCC-ID	2AHH7-B10
IC	21619-B10
Test Result	**PASSED**

Possible test case verdicts:		
required by standard but not tested	N/T	
not required by standard	N/R	
not applicable to EUT	N/A	
test object does meet the requirement	P(PASS)	
test object does not meet the requirement	F(FAIL)	
Testing:		
Test Lab Temperature	20 - 23 °C	
Test Lab Humidity	32 – 38 %	
Date of receipt of test item	2018-11-02	
Report:		
Compiled by	Abdullah Al Jamal	
Tested by (+ signature) (Responsible for Test)	Abdullah Al Jamal	.....
Approved by (+ signature) (Head of Lab)	Christian Weber	C. Weber .....
Date of Issue	2018-11-26	
Total number of pages	101	
General Remarks:		
The test results presented in this report relate only to the object tested. **The results contained in this report reflect the results for this particular model and serial number. It is the responsibility of the manufacturer to ensure that all production models meet the intent of the requirements detailed within this report.** This report shall not be reproduced, except in full, without the written approval of the Issuing testing laboratory.		
Additional Comments:		
None		

VERSION HISTORY

Version History			
Version	Issue Date	Remarks	Revised By
01	2018-11-26	Initial Release	

ABBREVIATIONS AND ACRONYMS

Acronyms	
Acronym	Description
EUT	Equipment Under Test
FCC	Federal Communications Commission
ISED	Innovation, Science and Economic Development Canada
RBW	Resolution bandwidth
RMS	Root mean square
VBW	Video bandwidth
V_{NOM}	Nominal supply voltage

REPORT INDEX

1 Equipment (Test Item) Under Test 6
1.1 Photos – Equipment External 7
1.2 Photos – Equipment Internal 8
1.3 Photos – Test Setup 10
1.4 Support Equipment 11
1.5 Test Modes 12
1.6 Test Frequencies 13
1.7 Sample emission level calculation 14
2 Result Summary 15
3 Test Conditions and Results 16
3.1 Test Conditions and Results - Occupied bandwidth 16
3.2 Test Conditions and Results - 6 dB bandwidth 20
3.3 Test Conditions and Results - Maximum peak conducted output power 25
3.4 Test Conditions and Results - Power spectral density 27
3.5 Test Conditions and Results - AC powerline conducted emissions 32
3.6 Test Conditions and Results - Band-edge compliance 35
3.7 Test Conditions and Results - Conducted spurious emissions 39
3.8 Test Conditions and Results - Transmitter radiated emissions 44
3.9 Test Conditions and Results - Receiver radiated emissions 47

ANNEX A Transmitter spurious emissions 50
ANNEX B Receiver spurious emissions 90

1 Equipment (Test Item) Under Test

Description	1-Channel 230VAC Timer Switch with integrated BLE-Module	
Model	talento smart B10	
Additional Model(s)	None	
Brand Name(s)	None	
Serial Number(s)	Not specified	
Hardware Version(s)	Rev_02	
Software Version(s)	V.1.0	
PMN	talento smart B10 mini	
HVIN	talento smart B10 mini	
FVIN	N/A	
HMN	N/A	
FCC-ID	2AHH7-B10	
IC	21619-B10	
Equipment type	End Product	
Radio type	Transceiver	
Assigned frequency bands	2400.0 MHz - 2483.5 MHz	
Radio technology	Bluetooth LE	
Modulation	GFSK	
Number of antenna ports	1	
Antenna	Type	Integrated antenna
	Model	Grässlin GmbH
	Manufacturer	PCB Antenna
	Gain	4 dBi (declared by manufacturer)
Supply Voltage	V_{NOM}	120 VDC
Operating Temperature	T_{NOM}	25 °C
AC/DC-Adaptor	Model	N/A
	Vendor	N/A
	Input	N/A
	Output	N/A
Manufacturer	Grässlin GmbH Bundesstraße 36 78112 St. Georgen GERMANY	

1.1 Photos – Equipment External

CONDUCTED AND RADIATED SAMPLE, VIEW (A)

CONDUCTED AND RADIATED SAMPLE, VIEW (B)



1.2 Photos – Equipment Internal

EUT INTERNAL VIEW (A)



EUT INTERNAL VIEW (B)



EUT INTERNAL VIEW (C)



EUT INTERNAL VIEW (D)



1.3 Photos – Test Setup

TEST SETUP (RADIATED)


TEST SETUP (CONDUCTED)

1.4 Support Equipment

Product Type	Device	Manufacturer	Model	Comment
AE1	Laptop	Dell	Latitude E6430	S/N 4MX5TY1
AE2	Power Supply	Dell	LA65NS2-01	S/N 6TM1C
Description:				
AE1 – AE2	Auxiliary Equipment			
SIM	Simulator			
CBL	Connecting Cable			
Comment: None				

1.5 Test Modes

Mode	Description
GFSK	Mode = Transmit Modulation = GFSK Spreading = None Duty cycle = 64%
Receive	Mode = Receive
Comment: None	

1.6 Test Frequencies

Designator	Mode	Channel	Frequency [MHz]
F1	Tx / Rx	0	2402
F2	Tx / Rx	19	2440
F3	Tx / Rx	39	2480

1.7 Sample emission level calculation

The following is a description of terms and a sample calculation, as appears in the radiated emissions data table. The numbers used in the calculation are for example only. There is no direct correlation to the specific data taken for the product described in this document:

Reading:

This is the reading obtained on the spectrum analyzer in dBµV. Any external preamplifiers used are taken into account through internal analyzer settings.

A.F.:

This is the antenna factor for the receiving antenna. It is a conversion factor, which converts electric fields strengths to voltages, which can be measured directly on the spectrum analyzer. It is treated as a loss in dB. Cable losses have been included with the A.F. to simplify the calculations. The antenna factor is used in calculations as follows:

Reading on Analyzer (dBµV) + A.F. (dB/m) = Net field strength (dBµV/m)

Net:

This is the net field strength measurement (as shown above).

Limit:

This is the FCC Class B radiated emission limit (in units of dBµV/m). The FCC limits are given in units of µV/m. The following formula is used to convert the units of µV/m to dBµV/m:

Limit (dBµV/m) = 20*log (µV/m)

Margin:

This is the margin of compliance below the FCC limit. The units are given in dB. A negative margin indicates the emission was below the limit. A positive margin indicates that the emission exceeds the limit.

Example only:

Reading + AF	= Net Reading	:	Net reading - FCC limit	= Margin
+21.5 dBµV + 26 dB/m	= 47.5 dBµV/m	:	47.5 dBµV/m - 57.0 dBµV/m	= -9.5 dB

2 Result Summary

FCC 47 CFR Part 15C, ISED RSS-247				
Product Standard Reference	**Requirement**	**Reference Method**	**Result**	**Remarks**
ISED RSS-Gen, Issue 5 (section 6.6)	Occupied Bandwidth	ANSI C63.10-2013	N/R	Informational only
FCC § 15.247(a)(2) ISED RSS-247, Issue 2 (section 5.2)	6 dB Bandwidth	ANSI C63.10-2013	PASS	
FCC § 15.247(b)(1) ISED RSS-247, Issue 2 (section 5.4)	Maximum peak conducted power	ANSI C63.10-2013	PASS	
FCC § 15.247(e) ISED RSS-247, Issue 2 (section 5.2)	Power spectral density	ANSI C63.10-2013	PASS	
FCC § 15.207 ISED RSS-247, Issue 2 (section 3.1)	AC power line conducted emissions	ANSI C63.10-2013	PASS	
FCC § 15.247(d) ISED RSS-247, Issue 2 (section 5.5)	Band edge compliance	ANSI C63.10-2013	PASS	
FCC § 15.247(d) ISED RSS-247, Issue 2 (section 5.5)	Conducted spurious emissions	ANSI C63.10-2013	PASS	
FCC § 15.247(d) FCC § 15.209 ISED RSS-Gen, Issue 5 (section 6.13)	Transmitter radiated spurious emissions	ANSI C63.10-2013	PASS	
ISED RSS-247, Issue 2 (section 3.1)	Receiver radiated spurious emissions	ANSI C63.10-2013	PASS	
Comment: None				

Possible Test Case Verdicts	
PASS	Test object does meet the requirements
FAIL	Test object does not meet the requirements
N/T	Required by standard but not tested
N/R	Not required by standard for the test object

3 Test Conditions and Results

3.1 Test Conditions and Results - Occupied bandwidth

3.1.1 Information

Test Information	
Reference	ISED RSS-Gen, Issue 5 (section 6.6)
Measurement Method	ANSI C63.10 6.9.3
Operator	Abdullah Al Jamal
Date	2018-11-02

3.1.2 Limits

Limits
None (Informational only)

3.1.3 Setup

Test Setup

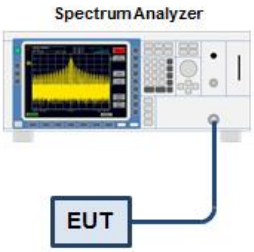

3.1.4 Equipment

Test Equipment					
Description	Manufacturer	Model	Identifier	Cal. Date	Cal. Due
Spectrum Analyzer	R&S	FSP 30	EF00312	2018-07	2019-07

3.1.5 Procedure

Test Procedure

1. EUT transmitter is activated in test mode under normal conditions
2. The spectrum analyzer is set to peak detection and maximum hold with a span twice the emission spectrum
3. The resolution bandwidth is set to the range of 1 % to 5 % of the occupied bandwidth
4. The occupied bandwidth is measured with the build-in analyzer function

3.1.6 Results

Test Results		
Mode	Frequency [MHz]	Bandwidth [MHz]
GFSK	2402	1.315
GFSK	2440	1.530
GFSK	2480	1.475

Occupied Bandwidth

Project Number:	G0M-1810-7800
Applicant:	Grässlin GmbH
Model Description:	1-Channel 230VAC Timer Switch with integrated BLE-Module
Model:	talento smart B10
Test Sample ID:	21049
Reference Standards:	FCC 15.247, RSS-247
Reference Method:	ANSI C63.10:2013, Section 6.9.3
Operational Mode:	GFSK, Channel: 0, 2402 MHz
Operating Conditions:	Tnom/Vnom
Operator:	Abdullah Al Jamal
Test Site:	Eurofins Product Service GmbH
Test Date:	2018-11-02
Occupied Bandwidth [MHz]:	1.315

Date: 2.NOV.2018 13:19:48

Occupied Bandwidth

Project Number:	G0M-1810-7800
Applicant:	Grässlin GmbH
Model Description:	1-Channel 230VAC Timer Switch with integrated BLE-Module
Model:	talento smart B10
Test Sample ID:	21049
Reference Standards:	FCC 15.247, RSS-247
Reference Method:	ANSI C63.10:2013, Section 6.9.3
Operational Mode:	GFSK, Channel: 19, 2440 MHz
Operating Conditions:	Tnom/Vnom
Operator:	Abdullah Al Jamal
Test Site:	Eurofins Product Service GmbH
Test Date:	2018-11-02
Occupied Bandwidth [MHz]:	1.530

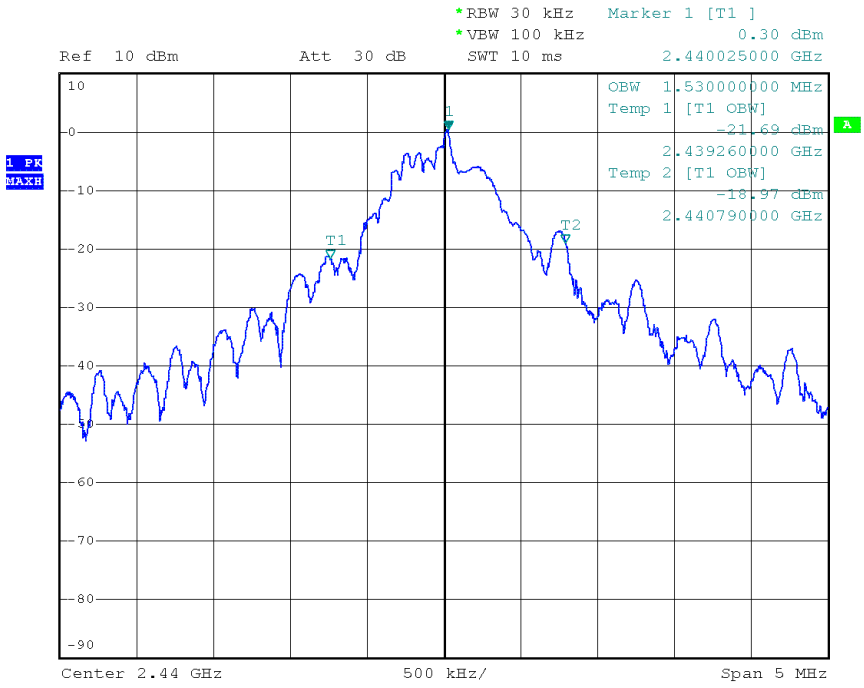

Date: 2.NOV.2018 13:18:09

Occupied Bandwidth

Project Number:	G0M-1810-7800
Applicant:	Grässlin GmbH
Model Description:	1-Channel 230VAC Timer Switch with integrated BLE-Module
Model:	talento smart B10
Test Sample ID:	21049
Reference Standards:	FCC 15.247, RSS-247
Reference Method:	ANSI C63.10:2013, Section 6.9.3
Operational Mode:	GFSK, Channel: 39, 2480 MHz
Operating Conditions:	Tnom/Vnom
Operator:	Abdullah Al Jamal
Test Site:	Eurofins Product Service GmbH
Test Date:	2018-11-02
Occupied Bandwidth [MHz]:	1.475

Date: 2.NOV.2018 13:16:31

3.2 Test Conditions and Results - 6 dB bandwidth

3.2.1 Information

Test Information	
Reference	FCC § 15.247(a)(2); ISED RSS-247, Issue 2 (section 5.2)
Measurement Method	ANSI C63.10 11.8
Operator	Abdullah Al Jamal
Date	2018-11-02

3.2.2 Limits

Limits
≥ 500kHz

3.2.3 Setup

Test Setup

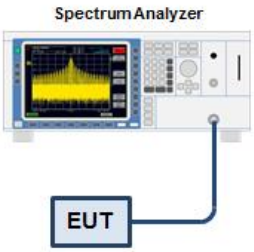

3.2.4 Equipment

Test Equipment					
Description	Manufacturer	Model	Identifier	Cal. Date	Cal. Due
Spectrum Analyzer	R&S	FSP 30	EF00312	2018-07	2019-07

3.2.5 Procedure

Test Procedure

1. EUT set to test mode
2. Span set to at least twice the emission spectrum
3. Detector set to peak and max hold and RBW is set to 100 kHz
4. Envelope peak value of emission spectrum is selected
5. Marker on envelope of spectrum is set to level of -6 dB to the left of the peak
6. Marker on envelope of spectrum is set to level of -6 dB to the right of the peak
7. 6 dB Bandwidth is determined by marker frequency separation

3.2.6 Results

Test Results				
Mode	Frequency [MHz]	Bandwidth [kHz]	Limit [kHz]	Verdict
GFSK	2402	670	500	PASS
GFSK	2440	660	500	PASS
GFSK	2480	785	500	PASS

DTS (6 dB) Bandwidth

Project Number:	G0M-1810-7800
Applicant:	Grässlin GmbH
Model Description:	1-Channel 230VAC Timer Switch with integrated BLE-Module
Model:	talento smart B10
Test Sample ID:	21049
Reference Standards:	FCC 15.247, RSS-247
Reference Method:	ANSI C63.10:2013, Section 11.8.1 Option 1
Operational Mode:	GFSK, Channel: 0, 2402 MHz
Operating Conditions:	Tnom/Vnom
Operator:	Abdullah Al Jamal
Test Site:	Eurofins Product Service GmbH
Test Date:	2018-11-02
Lower Frequency [MHz]:	2401.665
Upper Frequency [MHz]:	2402.335
6 dB Bandwidth [kHz]:	670

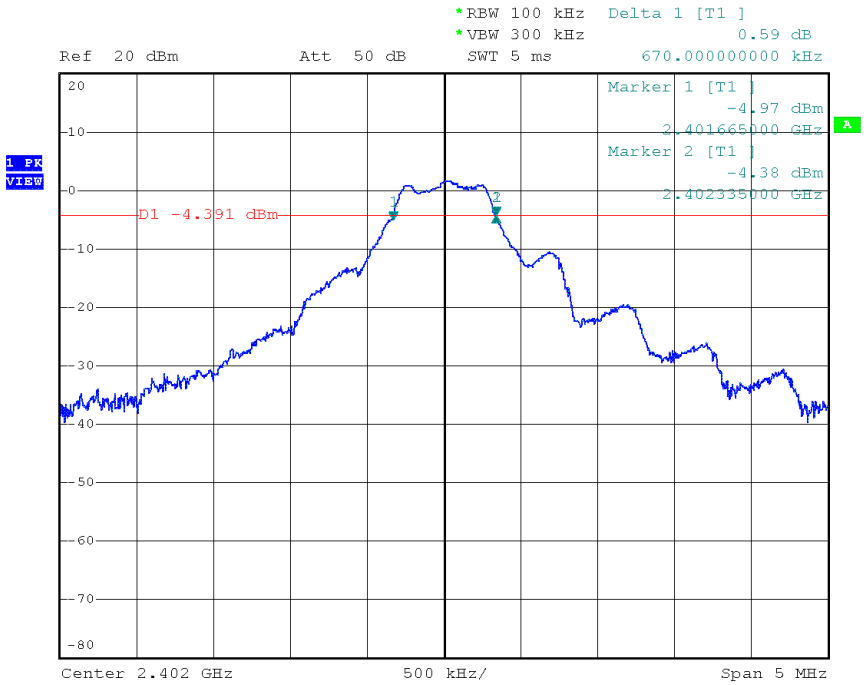

Date: 2.NOV.2018 13:23:27

DTS (6 dB) Bandwidth

Project Number:	G0M-1810-7800
Applicant:	Grässlin GmbH
Model Description:	1-Channel 230VAC Timer Switch with integrated BLE-Module
Model:	talento smart B10
Test Sample ID:	21049
Reference Standards:	FCC 15.247, RSS-247
Reference Method:	ANSI C63.10:2013, Section 11.8.1 Option 1
Operational Mode:	GFSK, Channel: 19, 2440 MHz
Operating Conditions:	Tnom/Vnom
Operator:	Abdullah Al Jamal
Test Site:	Eurofins Product Service GmbH
Test Date:	2018-11-02
Lower Frequency [MHz]:	2439.675
Upper Frequency [MHz]:	2440.335
6 dB Bandwidth [kHz]:	660

Date: 2.NOV.2018 13:24:47

DTS (6 dB) Bandwidth

Project Number:	G0M-1810-7800
Applicant:	Grässlin GmbH
Model Description:	1-Channel 230VAC Timer Switch with integrated BLE-Module
Model:	talento smart B10
Test Sample ID:	21049
Reference Standards:	FCC 15.247, RSS-247
Reference Method:	ANSI C63.10:2013, Section 11.8.1 Option 1
Operational Mode:	GFSK, Channel: 39, 2480 MHz
Operating Conditions:	Tnom/Vnom
Operator:	Abdullah Al Jamal
Test Site:	Eurofins Product Service GmbH
Test Date:	2018-11-02
Lower Frequency [MHz]:	2479.660
Upper Frequency [MHz]:	2480.445
6 dB Bandwidth [kHz]:	785

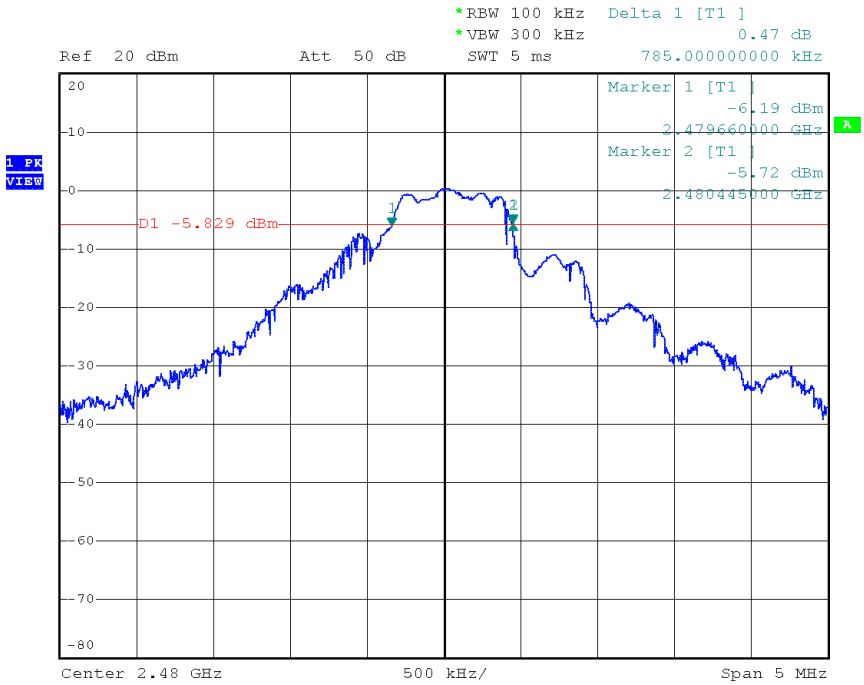

Date: 2.NOV.2018 13:26:21

3.3 Test Conditions and Results - Maximum peak conducted output power

3.3.1 Information

Test Information	
Reference	FCC § 15.247(b)(1); ISED RSS-247, Issue 2 (section 5.4)
Measurement Method	ANSI C63.10 11.9.1
Operator	Abdullah Al Jamal
Date	2018-11-02

3.3.2 Limits

Limits
1 W (30 dBm)
The conducted output power limit specified above is based on the use of antennas with directional gains that do not exceed 6 dBi. If transmitting antennas of directional gain greater than 6 dBi are used, the conducted output power from the intentional radiator shall be reduced below the stated values in the table, as appropriate, by the amount in dB that the directional gain of the antenna exceeds 6 dBi.

3.3.3 Setup

Test Setup

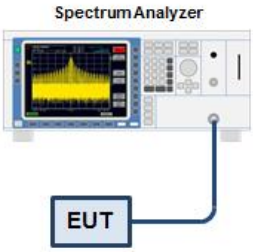

3.3.4 Equipment

Test Equipment					
Description	Manufacturer	Model	Identifier	Cal. Date	Cal. Due
Spectrum Analyzer	R&S	FSP 30	EF00312	2018-07	2019-07

3.3.5 Procedure

Test Procedure

1. EUT set to test hopping mode (Communication tester is used if needed)
2. Analyzer resolution bandwidth is set ≥ DTS bandwidth
3. Detector set to peak and max hold
4. Sweep time is set to auto
5. After the trace has stabilized a marker is set to peak of envelope

3.3.6 Results

Test Results				
Channel [MHz]	Power [dBm]	Power [W]	Limit [W]	Verdict
2402	2.852	0.0019	1.0	PASS
2440	2.547	0.0018	1.0	PASS
2480	1.433	0.0014	1.0	PASS

3.4 Test Conditions and Results - Power spectral density

3.4.1 Information

Test Information	
Reference	FCC § 15.247(e); ISED RSS-247, Issue 2 (section 5.2)
Measurement Method	ANSI C63.10 11.10.2, 14.3.2
Operator	Abdullah Al Jamal
Date	2018-11-02

3.4.2 Limits

Limits
8 dBm / 3 kHz

3.4.3 Setup

Test Setup

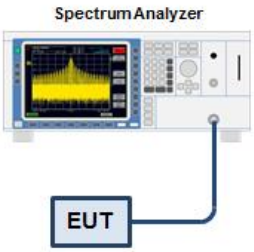

3.4.4 Equipment

Test Equipment					
Description	Manufacturer	Model	Identifier	Cal. Date	Cal. Due
Spectrum Analyzer	R&S	FSP 30	EF00312	2018-07	2019-07

3.4.5 Procedure

Test Procedure

1. EUT set to test mode
2. The analyzer is set to DTS channel center frequency with a span of 1.5 times the DTS bandwidth
3. The RBW is set to 100 kHz with VBW ≥ RBW and the detector is set to peak with max hold
4. After the trace has stabilized a marker is set to the envelope maximum
5. If the power spectral density is above the limit the RBW is reduced (not lower than 3 kHz) and the measurement is repeated
6. If the EUT has more than one transmit chain the procedure is repeated for each transmit chain

3.4.6 Results

Test Results			
Channel [MHz]	PSD [dBm/RBW]	Limit [dBm/3kHz]	Verdict
2402	2.423	8.0	PASS
2440	2.115	8.0	PASS
2480	0.980	8.0	PASS
RBW = 100 kHz			

Peak Power Spectral Density

Project Number:	G0M-1810-7800
Applicant:	Grässlin GmbH
Model Description:	1-Channel 230VAC Timer Switch with integrated BLE-Module
Model:	talento smart B10
Test Sample ID:	21049
Reference Standards:	FCC 15.247, RSS-247
Reference Method:	ANSI C63.10:2013, Section 11.10.2
Operational Mode:	GFSK, Channel: 0, 2402 MHz
Operating Conditions:	Tnom/Vnom
Operator:	Abdullah Al Jamal
Test Site:	Eurofins Product Service GmbH
Test Date:	2018-11-02
Peak Frequency [MHz]:	2402.021
Spectral Density [dBm/RBW]:	2.423
Resolution Bandwidth [kHz]:	100 kHz

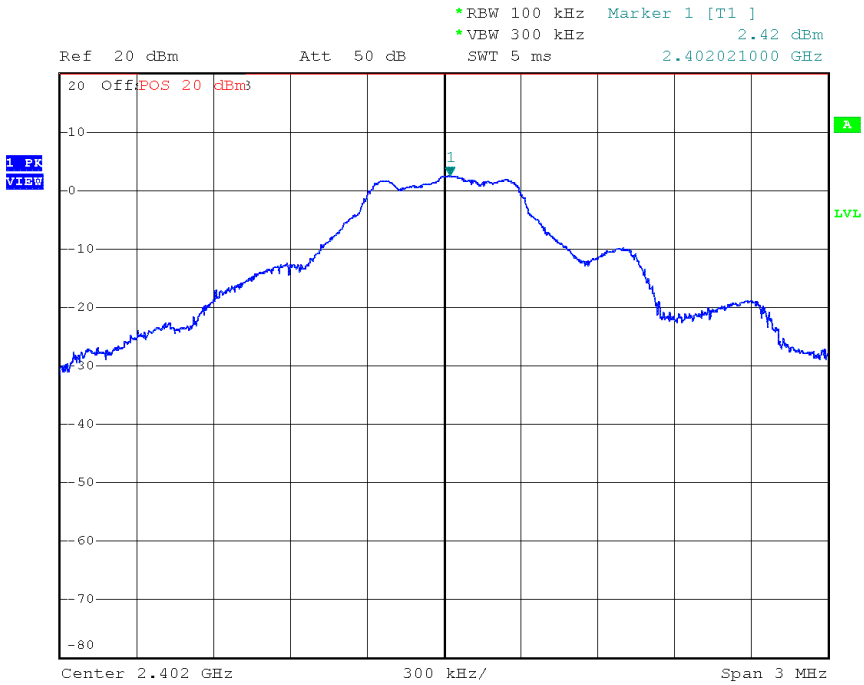

Date: 2.NOV.2018 13:35:20

Peak Power Spectral Density

Project Number:	G0M-1810-7800
Applicant:	Grässlin GmbH
Model Description:	1-Channel 230VAC Timer Switch with integrated BLE-Module
Model:	talento smart B10
Test Sample ID:	21049
Reference Standards:	FCC 15.247, RSS-247
Reference Method:	ANSI C63.10:2013, Section 11.10.2
Operational Mode:	GFSK, Channel: 19, 2440 MHz
Operating Conditions:	Tnom/Vnom
Operator:	Abdullah Al Jamal
Test Site:	Eurofins Product Service GmbH
Test Date:	2018-11-02
Peak Frequency [MHz]:	2440.012
Spectral Density [dBm/RBW]:	2.115
Resolution Bandwidth [kHz]:	100 kHz

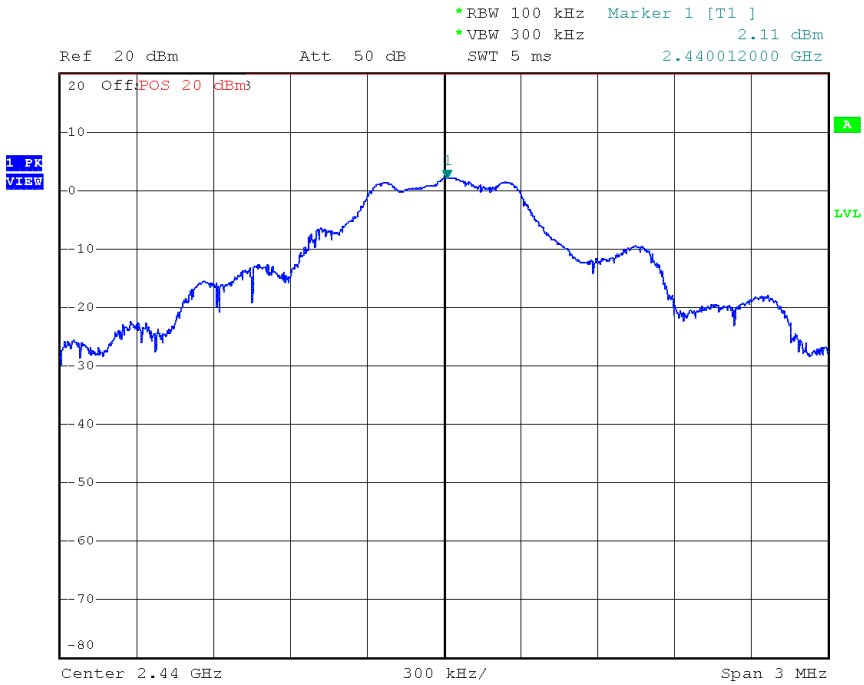

Date: 2.NOV.2018 13:33:55

Peak Power Spectral Density

Project Number:	G0M-1810-7800
Applicant:	Grässlin GmbH
Model Description:	1-Channel 230VAC Timer Switch with integrated BLE-Module
Model:	talento smart B10
Test Sample ID:	21049
Reference Standards:	FCC 15.247, RSS-247
Reference Method:	ANSI C63.10:2013, Section 11.10.2
Operational Mode:	GFSK, Channel: 39, 2480 MHz
Operating Conditions:	Tnom/Vnom
Operator:	Abdullah Al Jamal
Test Site:	Eurofins Product Service GmbH
Test Date:	2018-11-02
Peak Frequency [MHz]:	2479.994
Spectral Density [dBm/RBW]:	0.980
Resolution Bandwidth [kHz]:	100 kHz

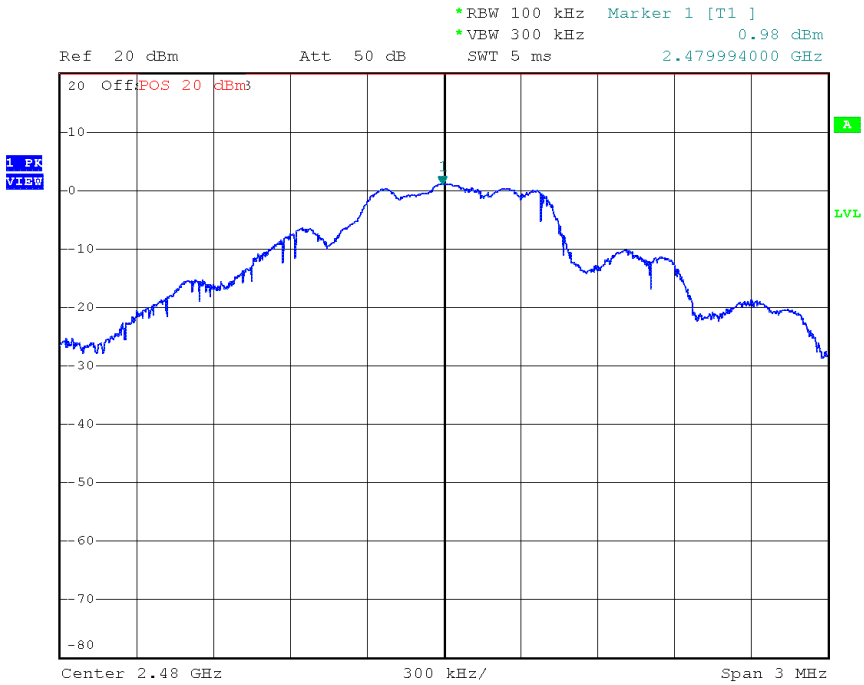

Date: 2.NOV.2018 13:32:20

3.5 Test Conditions and Results - AC powerline conducted emissions

3.5.1 Information

Test Information	
Reference	FCC § 15.207; ISED RSS-247, Issue 2 (section 3.1)
Measurement Method	ANSI C63.10 6.2
Operator	Abdullah Al Jamal
Date	2018-11-16

3.5.2 Limits

Limits		
Frequency [MHz]	Quasi-Peak [dBµV]	Average [dBµV]
0.15 - 0.5	66 - 56*	56 - 46*
0.5 - 5	56	46
5 - 30	60	50
* Limit decreases linearly with the logarithm of the frequency		

3.5.3 Setup

Test Setup

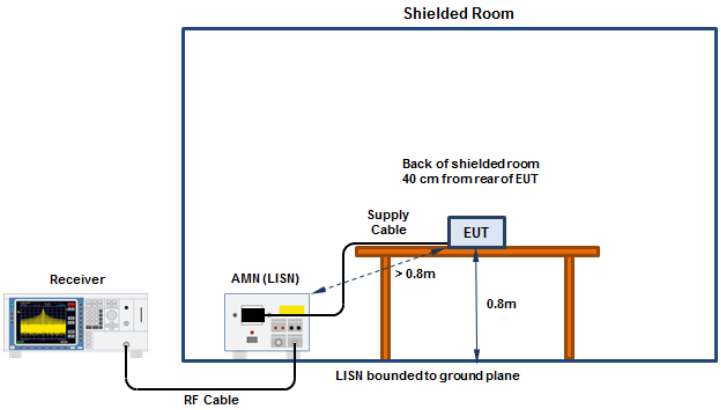

3.5.4 Equipment

Test Software			
Description	Manufacturer	Name	Version
EMC Software	DARE Instruments	RadiMation	2016.1.10

Test Equipment					
Description	Manufacturer	Model	Identifier	Cal. Date	Cal. Due
EMI Receiver	R&S	ESU 26	EF00241	2017-07	2019-07
LISN	R&S	ESH2-Z5	EF00182	2017-01	2019-01

EMI voltage test in the ac-mains according to FCC Part C 15.207

Project number: G0M-1810-7800

Applicant:	Grässlin GmbH
EUT Name:	1-Channel 230VAC Timer Switch with integrated BLE-Module
Model:	talento smart B10
Test Site:	Eurofins Product Service GmbH
Operator:	Abdullah Al Jamal
Test Conditions:	Tnom: 21.9°C, Vnom: 120 VAC
LISN:	ESH2-Z5 N
Mode:	LE; 2402 MHz
Test Date:	2018-11-19
Note:	

Index 1

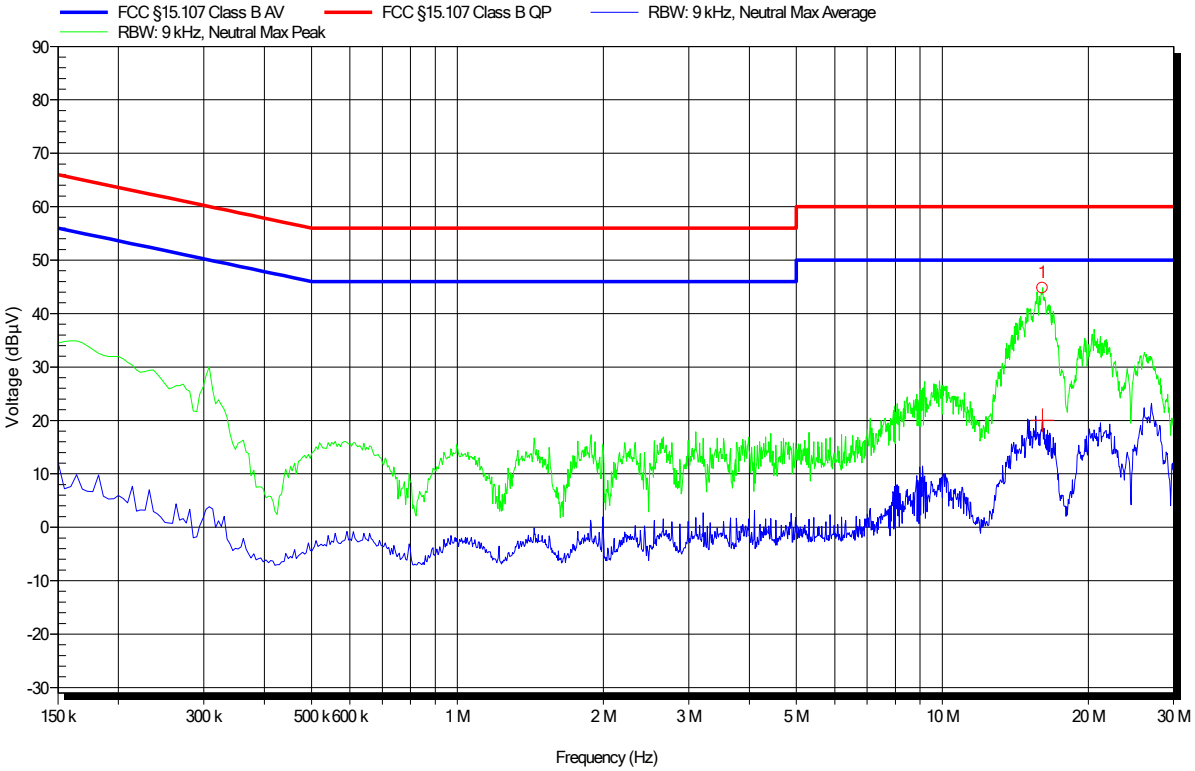

Peak Number	Frequency	Average	Average Limit	Average Difference	Average Status
1	16.08 MHz	20 dBµV	50 dBµV	-30 dB	Pass

EMI voltage test in the ac-mains according to FCC Part C 15.207

Project number: G0M-1810-7800

Applicant:	Grässlin GmbH
EUT Name:	1-Channel 230VAC Timer Switch with integrated BLE-Module
Model:	talento smart B10
Test Site:	Eurofins Product Service GmbH
Operator:	Abdullah Al Jamal
Test Conditions:	Tnom: 21.9°C, Vnom: 120 VAC
LISN:	ESH2-Z5 L
Mode:	LE; 2402 MHz
Test Date:	2018-11-19
Note:	

Index 2

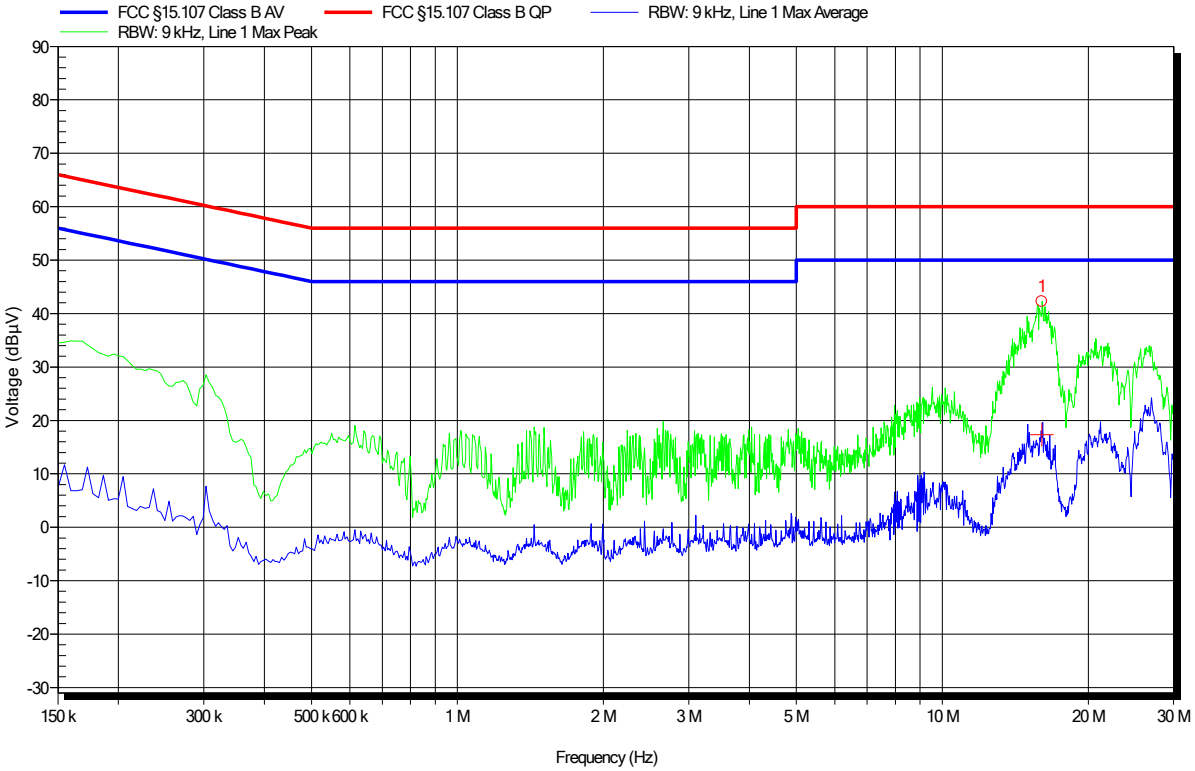

Peak Number	Frequency	Average	Average Limit	Average Difference	Average Status
1	16.04 MHz	17.34 dBµV	50 dBµV	-32.66 dB	Pass

3.6 Test Conditions and Results - Band-edge compliance

3.6.1 Information

Test Information	
Reference	FCC § 15.247(d); ISED RSS-247, Issue 2 (section 5.5)
Measurement Method	ANSI C63.10 11.13
Operator	Abdullah Al Jamal
Date	2018-11-02

3.6.2 Limits

Limits	
Power Measurement	Out-of-band attenuation [dB]
Peak	20
RMS	30

3.6.3 Setup

Test Setup

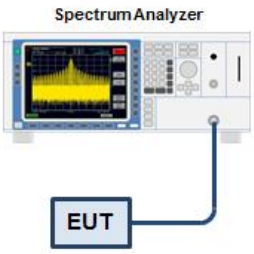

3.6.4 Equipment

Test Equipment					
Description	Manufacturer	Model	Identifier	Cal. Date	Cal. Due
Spectrum Analyzer	R&S	FSP 30	EF00312	2018-07	2019-07

3.6.5 Procedure

Test Procedure

1. EUT set to test mode (Communication tester is used if needed)
2. Span set around lower band edge and detector is set to peak and max hold
3. Resolution bandwidth is set to 100 kHz
4. Markers are set to peak emission levels within frequency band and outside frequency band
5. Band edge attenuation is determined from level difference

3.6.6 Results

Test Results				
Mode	Channel [MHz]	Out-of-band Attenuation [dB]	Limit [dB]	Verdict
GFSK	2402	-37.52	-20	PASS
GFSK	2480	-37.90	-20	PASS

Band-edge Compliance

Project Number:	G0M-1810-7800
Applicant:	Grässlin GmbH
Model Description:	1-Channel 230VAC Timer Switch with integrated BLE-Module
Model:	talento smart B10
Test Sample ID:	21049
Reference Standards:	FCC 15.247, RSS-247
Reference Method:	ANSI C63.10:2013, Section 7.8.6, 6.10.4
Operating Conditions:	Tnom/Vnom
Operator:	Abdullah Al Jamal
Test Site:	Eurofins Product Service GmbH
Test Date:	2018-11-02
Band-edge	Lower
In-band Frequency [MHz]:	2402.016
Max. in-band Level [dBm/100 kHz]:	2.453
Out-of-band Frequency [MHz]:	2399.936
Max. out-of-band Level [dBm/100 kHz]:	-35.062
Attenuation [dB]:	-37.52

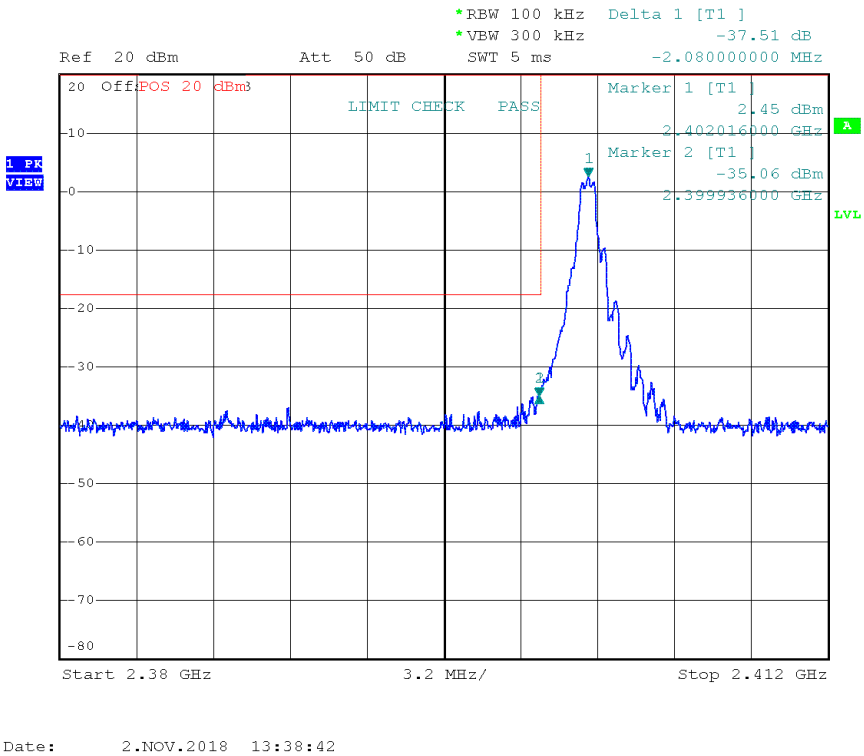

Band-edge Compliance

Project Number:	G0M-1810-7800
Applicant:	Grässlin GmbH
Model Description:	1-Channel 230VAC Timer Switch with integrated BLE-Module
Model:	talento smart B10
Test Sample ID:	21049
Reference Standards:	FCC 15.247, RSS-247
Reference Method:	ANSI C63.10:2013, Section 7.8.6, 6.10.4
Operating Conditions:	Tnom/Vnom
Operator:	Abdullah Al Jamal
Test Site:	Eurofins Product Service GmbH
Test Date:	2018-11-02
Band-edge	Upper
In-band Frequency [MHz]:	2480.01
Max. in-band Level [dBm/100 kHz]:	1.076
Out-of-band Frequency [MHz]:	2495.06
Max. out-of-band Level [dBm/100 kHz]:	-36.828
Attenuation [dB]:	-37.90

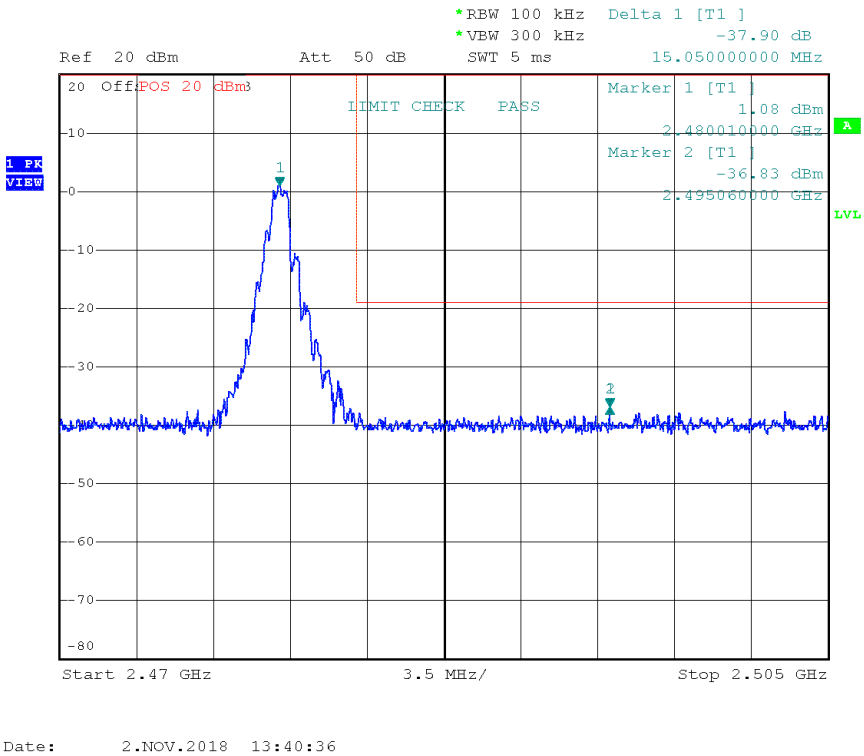

3.7 Test Conditions and Results - Conducted spurious emissions

3.7.1 Information

Test Information	
Reference	FCC § 15.247(d); ISED RSS-247, Issue 2 (section 5.5)
Measurement Method	ANSI C63.10 11.11
Operator	Abdullah Al Jamal
Date	2018-11-02

3.7.2 Limits

Limits	
Power Measurement	Out-of-band attenuation [dB]
Peak	20
RMS	30

3.7.3 Setup

Test Setup

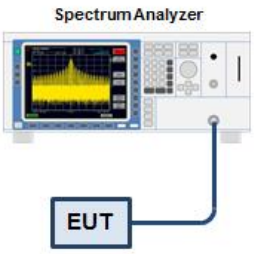

3.7.4 Equipment

Test Equipment					
Description	Manufacturer	Model	Identifier	Cal. Date	Cal. Due
Spectrum Analyzer	R&S	FSP 30	EF00312	2018-07	2019-07

3.7.5 Procedure

Test Procedure

1. EUT set to test mode (Communication tester is used if needed)
2. Span set around lower band edge and detector is set to peak and max hold
3. Resolution bandwidth is set to 100 kHz
4. Markers are set to peak emission levels within frequency band and outside frequency band
5. Band edge attenuation is determined from level difference

3.7.6 Results

Test Results		
Mode	Channel [MHz]	Verdict
GFSK	2402	PASS
GFSK	2440	PASS
GFSK	2480	PASS

Conducted Spurious Emissions

Project Number:	G0M-1810-7800
Applicant:	Grässlin GmbH
Model Description:	1-Channel 230VAC Timer Switch with integrated BLE-Module
Model:	talento smart B10
Test Sample ID:	21049
Reference Standards:	FCC 15.247, RSS-247
Reference Method:	ANSI C63.10:2013, Section 11.11
Operational Mode:	GFSK, Channel: 0, 2402 MHz
Operating Conditions:	Tnom/Vnom
Operator:	Abdullah Al Jamal
Test Site:	Eurofins Product Service GmbH
Test Date:	2018-11-02
Max. in-band Frequency [MHz]:	2402.0
Max. in-band Level [dBm/100 kHz]:	2.4
Out-of-band Limit [dBm/100 kHz]:	-17.6

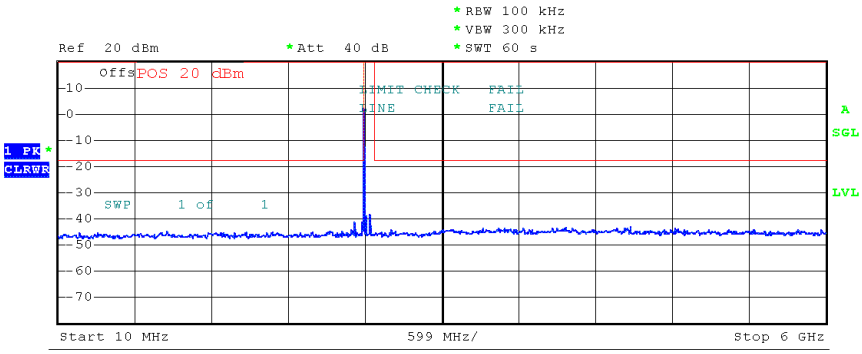

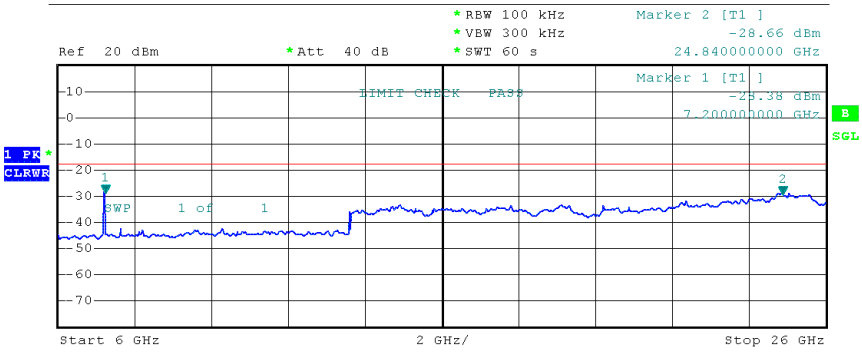

Date: 2.NOV.2018 14:11:03

Conducted Spurious Emissions

Project Number:	G0M-1810-7800
Applicant:	Grässlin GmbH
Model Description:	1-Channel 230VAC Timer Switch with integrated BLE-Module
Model:	talento smart B10
Test Sample ID:	21049
Reference Standards:	FCC 15.247, RSS-247
Reference Method:	ANSI C63.10:2013, Section 11.11
Operational Mode:	GFSK, Channel: 19, 2440 MHz
Operating Conditions:	Tnom/Vnom
Operator:	Abdullah Al Jamal
Test Site:	Eurofins Product Service GmbH
Test Date:	2018-11-02
Max. in-band Frequency [MHz]:	2440.0
Max. in-band Level [dBm/100 kHz]:	2.1
Out-of-band Limit [dBm/100 kHz]:	-17.9

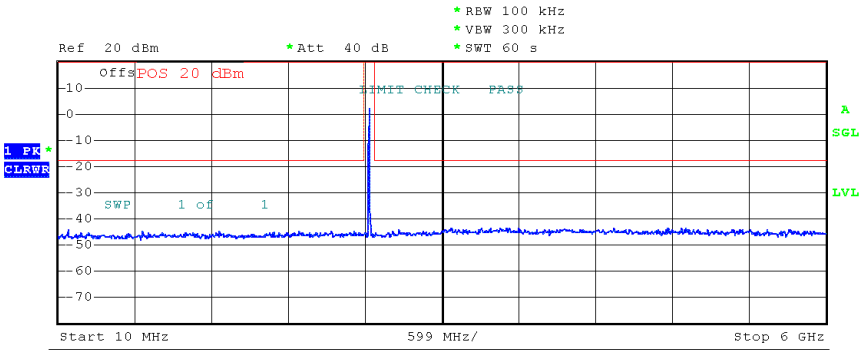

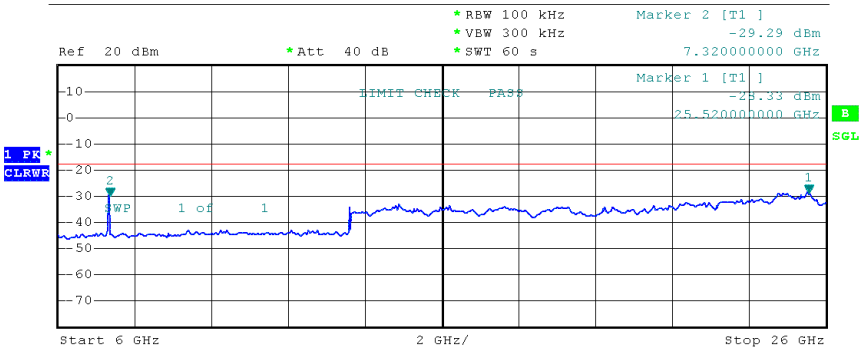

Date: 2.NOV.2018 14:02:19

Conducted Spurious Emissions

Project Number:	G0M-1810-7800
Applicant:	Grässlin GmbH
Model Description:	1-Channel 230VAC Timer Switch with integrated BLE-Module
Model:	talento smart B10
Test Sample ID:	21049
Reference Standards:	FCC 15.247, RSS-247
Reference Method:	ANSI C63.10:2013, Section 11.11
Operational Mode:	GFSK, Channel: 39, 2480 MHz
Operating Conditions:	Tnom/Vnom
Operator:	Abdullah Al Jamal
Test Site:	Eurofins Product Service GmbH
Test Date:	2018-11-02
Max. in-band Frequency [MHz]:	2480.0
Max. in-band Level [dBm/100 kHz]:	1.0
Out-of-band Limit [dBm/100 kHz]:	-19.0

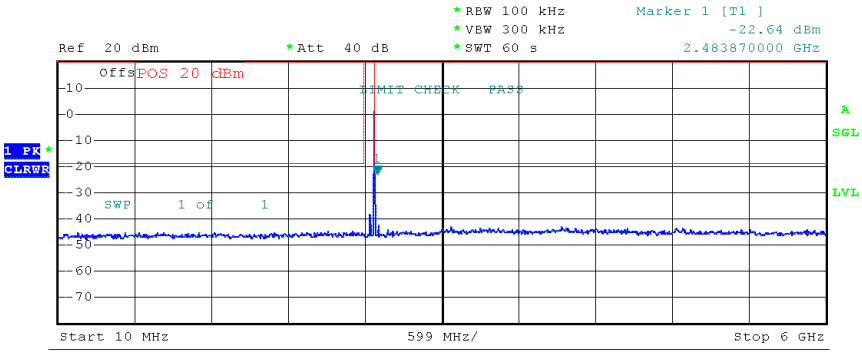

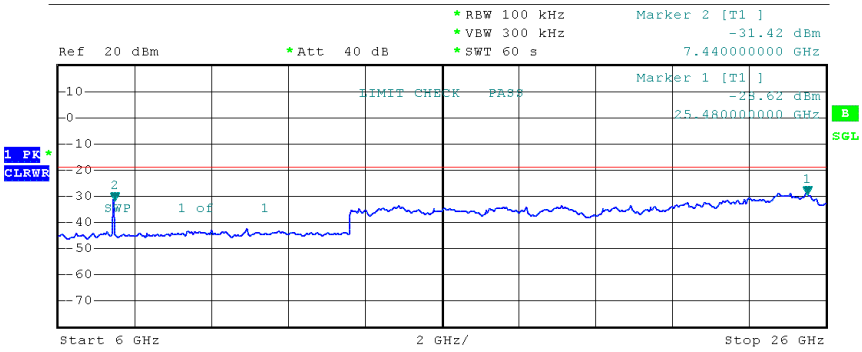

Date: 2.NOV.2018 13:58:17

3.8 Test Conditions and Results - Transmitter radiated emissions

3.8.1 Information

Test Information	
Reference	FCC § 15.247(d); FCC § 15.209; ISED RSS-Gen, Issue 5 (section 6.13)
Measurement Method	ANSI C63.10 6.4, 6.5, 6.6, 11.12
Operator	Abdullah Al Jamal
Date	2018-11-15

3.8.2 Limits

Limits			
Frequency [MHz]	Detector	Field strength [µV/m]	Measurement distance [m]
0.009 - 0.09	Average	2400/F[kHz]	300
0.09 - 0.110	Quasi-Peak	2400/F[kHz]	300
0.110 - 0.490	Average	2400/F[kHz]	300
0.490 - 1.705	Quasi-Peak	24000/F[kHz]	30
1.705 - 30.0	Quasi-Peak	30	30
30 - 88	Quasi-Peak	100	3
88 - 216	Quasi-Peak	150	3
216 - 960	Quasi-Peak	200	3
960 - 1000	Quasi-Peak	500	3
>1000	Average	500	3

3.8.3 Setup

Test Setup 30 - 1000 MHz

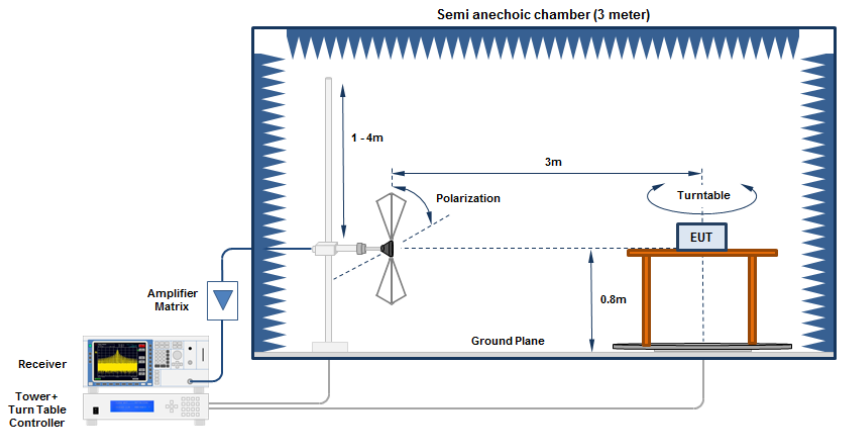

Test Setup > 1 GHz
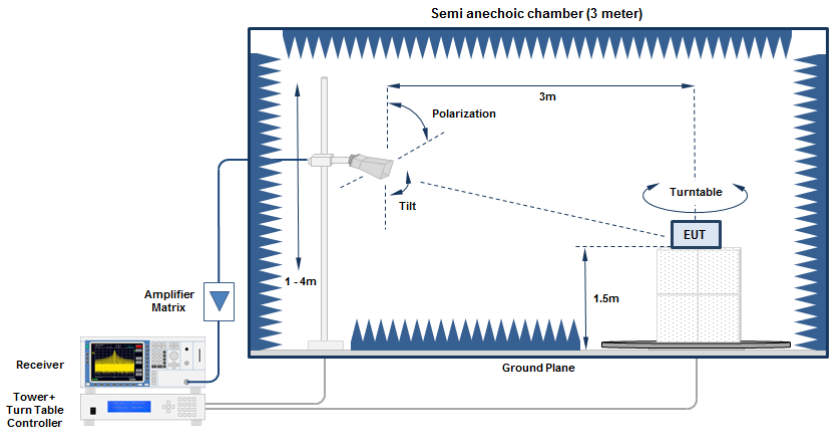

3.8.4 Equipment

Test Software			
Description	Manufacturer	Name	Version
EMC Software	DARE Instruments	RadiMation	2015.2.4

Test Equipment 30 - 1000 MHz					
Description	Manufacturer	Model	Identifier	Cal. Date	Cal. Due
Anechoic Chamber	Frankonia	AC1	EF00062	2018-07	2021-07
Measurement Receiver	R&S	ESU 26	EF00887	2018-08	2019-08
Antenna	R&S	HK 116	EF00203	2018-06	2020-06
Antenna	R&S	HL 223	EF00186	2018-03	2020-03

Test Equipment > 1 GHz					
Description	Manufacturer	Model	Identifier	Cal. Date	Cal. Due
Anechoic Chamber	Frankonia	AC1	EF00062	2018-07	2021-07
Measurement Receiver	R&S	ESU 26	EF00887	2018-08	2019-08
Antenna	Schwarzbeck	BBHA 9120D	EF01153	2018-09	2019-09
Antenna	Amplifier Research	AT4560	EF01152	2018-10	2019-10

3.8.5 Procedure

Test Procedure 30 - 1000 MHz
1. EUT is placed on a non conducting support at the center of a turn table 0.8 m above the ground 2. EUT set to test mode 3. The receiver is set to peak detection with max hold 4. The EUT is rotated through 360° and the height of the antenna is varied from 1 m to 4 m 5. All significant emissions are measured again using the corresponding final detector

Test Procedure > 1 GHz
1. EUT is placed on a non conducting support at the center of a turn table 1.5 m above the ground 2. EUT set to test mode 3. The receiver is set to peak detection with max hold 4. The EUT is rotated through 360° and the height of the antenna is varied from 1 m to 4 m 5. All significant emissions are measured again using the corresponding final detector

3.8.6 Results

Test Results						
Channel [MHz]	Emission [MHz]	Level [dBµV/m]	Det.	Pol.	Limit [dBµV/m]	Margin [dB]
2402	37.888	30.65	pk	hor	40.00	-09.35
2402	2324.6	56.80	pk	hor	74.00	-17.20
2402	2324.6	39.07	RMS	hor	54.00	-14.93
2402	2379.7	55.76	pk	hor	74.00	-18.24
2402	2379.7	38.76	RMS	hor	54.00	-15.24
2402	4804	50.75	RMS	hor	54.00	-03.25
2440	74.88	33.05	pk	ver	40.00	-06.95
2440	7319	54.83	pk	ver	74.00	-19.17
2440	7319	52.84	RMS	ver	54.00	-01.16
2440	7321	55.13	pk	hor	74.00	-18.87
2440	7321	52.31	RMS	hor	54.00	-01.69
2480	37.616	32.52	pk	ver	40.00	-07.48
2480	119.76	34.11	pk	ver	43.52	-09.41
2480	170.624	33.36	pk	hor	43.52	-10.16
2480	2483.5	54.29	pk	ver	74.00	-19.71
2480	2483.5	39.37	RMS	ver	54.00	-14.63
2480	2483.6	57.90	pk	hor	74.00	-16.10
2480	2483.6	40.05	RMS	hor	54.00	-13.95
2480	2499.6	55.74	pk	hor	74.00	-18.26
2480	2499.6	39.71	RMS	hor	54.00	-14.29

3.9 Test Conditions and Results - Receiver radiated emissions

3.9.1 Information

Test Information	
Reference	ISED RSS-247, Issue 2 (section 3.1)
Measurement Method	ANSI C63.10 6.5, 6.6, 11.12
Operator	Abdullah Al Jamal
Date	2018-11-15

3.9.2 Limits

Limits			
Frequency [MHz]	Detector	Field strength [dBµV/m]	Measurement distance [m]
30 - 88	Quasi-Peak	100	3
88 - 216	Quasi-Peak	150	3
216 - 960	Quasi-Peak	200	3
960 - 1000	Quasi-Peak	500	3
>1000	Average	500	3

3.9.3 Setup

Test Setup 30 - 1000 MHz

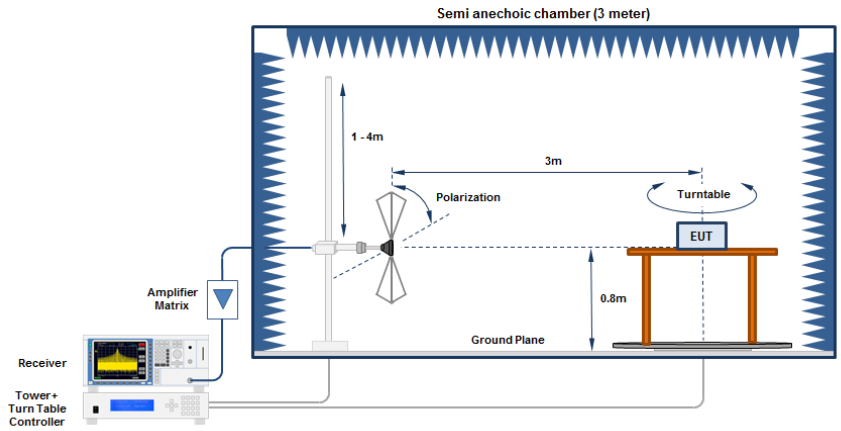

Test Setup > 1 GHz
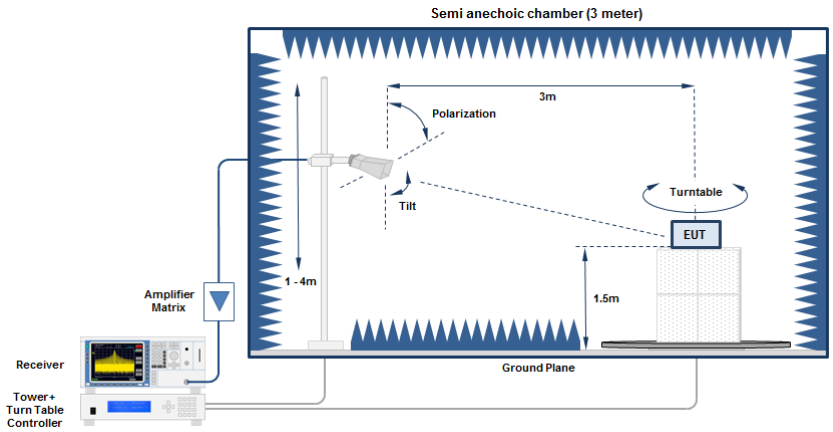

3.9.4 Equipment

Test Software			
Description	Manufacturer	Name	Version
EMC Software	DARE Instruments	RadiMation	2015.2.4

Test Equipment 30 - 1000 MHz					
Description	Manufacturer	Model	Identifier	Cal. Date	Cal. Due
Anechoic Chamber	Frankonia	AC1	EF00062	2018-07	2021-07
Measurement Receiver	R&S	ESU 26	EF00887	2018-08	2019-08
Antenna	R&S	HK 116	EF00203	2018-06	2020-06
Antenna	R&S	HL 223	EF00186	2018-03	2020-03

Test Equipment > 1 GHz					
Description	Manufacturer	Model	Identifier	Cal. Date	Cal. Due
Anechoic Chamber	Frankonia	AC1	EF00062	2018-07	2021-07
Measurement Receiver	R&S	ESU 26	EF00887	2018-08	2019-08
Antenna	Schwarzbeck	BBHA 9120D	EF01153	2018-09	2019-09
Antenna	Amplifier Research	AT4560	EF01152	2018-10	2019-10

3.9.5 Procedure

Test Procedure 30 - 1000 MHz
1. EUT is placed on a non conducting support at the center of a turn table 0.8 m above the ground 2. EUT set to test mode 3. The receiver is set to peak detection with max hold 4. The EUT is rotated through 360° and the height of the antenna is varied from 1 m to 4 m 5. All significant emissions are measured again using the corresponding final detector

Test Procedure > 1 GHz
1. EUT is placed on a non conducting support at the center of a turn table 1.5 m above the ground 2. EUT set to test mode 3. The receiver is set to peak detection with max hold 4. The EUT is rotated through 360° and the height of the antenna is varied from 1 m to 4 m 5. All significant emissions are measured again using the corresponding final detector

3.9.6 Results

Test Results						
Channel [MHz]	Emission [MHz]	Level [dBµV/m]	Det.	Pol.	Limit [dBµV/m]	Margin [dB]
2440	30.655	36.11	pk	hor	40.00	-03.89
2440	30.655	30.61	qpk	hor	40.00	-09.39
2440	35.913	36.26	pk	ver	40.00	-03.74
2440	35.913	30.28	qpk	ver	40.00	-09.72
2440	44.097	35.35	pk	ver	40.00	-04.65
2440	44.097	30.13	qpk	ver	40.00	-09.87
2440	65.361	33.71	pk	ver	40.00	-06.29
2440	65.361	27.61	qpk	ver	40.00	-12.39
2440	195.104	33.59	pk	ver	43.50	-09.91
2440	195.104	25.69	qpk	ver	43.50	-17.81
2440	1941	41.43	pk	ver	53.98	-12.55
2440	7526	48.74	pk	hor	53.98	-05.24
2440	7526	36.53	avg	hor	53.98	-17.45
2440	7751	49.27	pk	ver	53.98	-04.71
2440	7751	36.42	avg	ver	53.98	-17.56
2440	10995	43.76	pk	hor	53.98	-10.22
2440	14530	46.66	pk	hor	53.98	-07.32
2440	14581	46.57	pk	ver	53.98	-07.41

ANNEX A Transmitter spurious emissions

Spurious emissions according to FCC 15.247

Project number:	G0M-1810-7800
Applicant:	Grässlin GmbH
EUT Name:	1-Channel 230VAC Timer Switch with integrated BLE-Module
Model:	talento smart B10
Test Site:	Eurofins Product Service GmbH
Operator:	Abdullah Al Jamal
Test Conditions:	Tnom: 23.8°C, Vnom: 120 VAC
Antenna:	Rohde & Schwarz HK 116, Horizontal
Measurement distance:	3 m
Mode:	TX; LE; 2402 MHz
Test Date:	2018-11-15
Note:	

Index 13

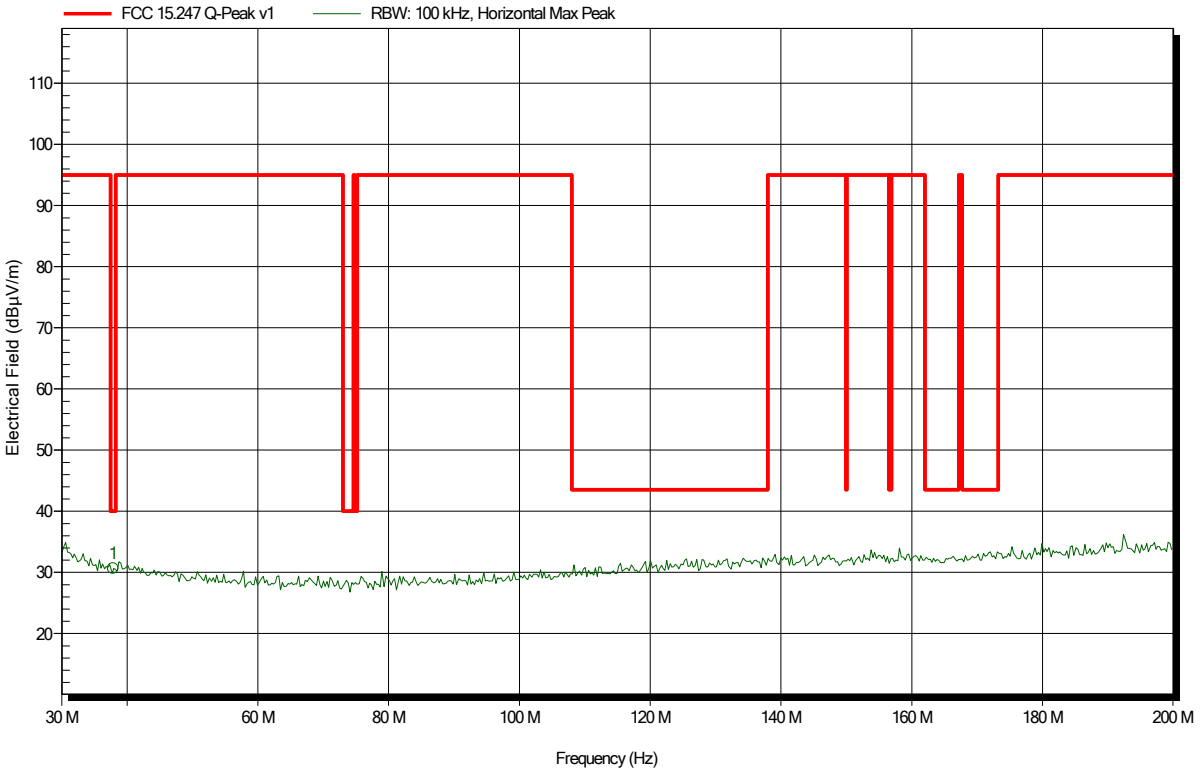

Frequency	Peak	Peak Limit	Peak Difference	Peak Status
37.888 MHz	30.65 dBµV/m	40 dBµV/m	-9.35 dB	Pass

Spurious emissions according to FCC 15.247

Project number:	G0M-1810-7800
Applicant:	Grässlin GmbH
EUT Name:	1-Channel 230VAC Timer Switch with integrated BLE-Module
Model:	talento smart B10
Test Site:	Eurofins Product Service GmbH
Operator:	Abdullah Al Jamal
Test Conditions:	Tnom: 23.8°C, Vnom: 120 VAC
Antenna:	Rohde & Schwarz HK 116, Vertical
Measurement distance:	3 m
Mode:	TX; LE; 2402 MHz
Test Date:	2018-11-15
Note:	

Index 18

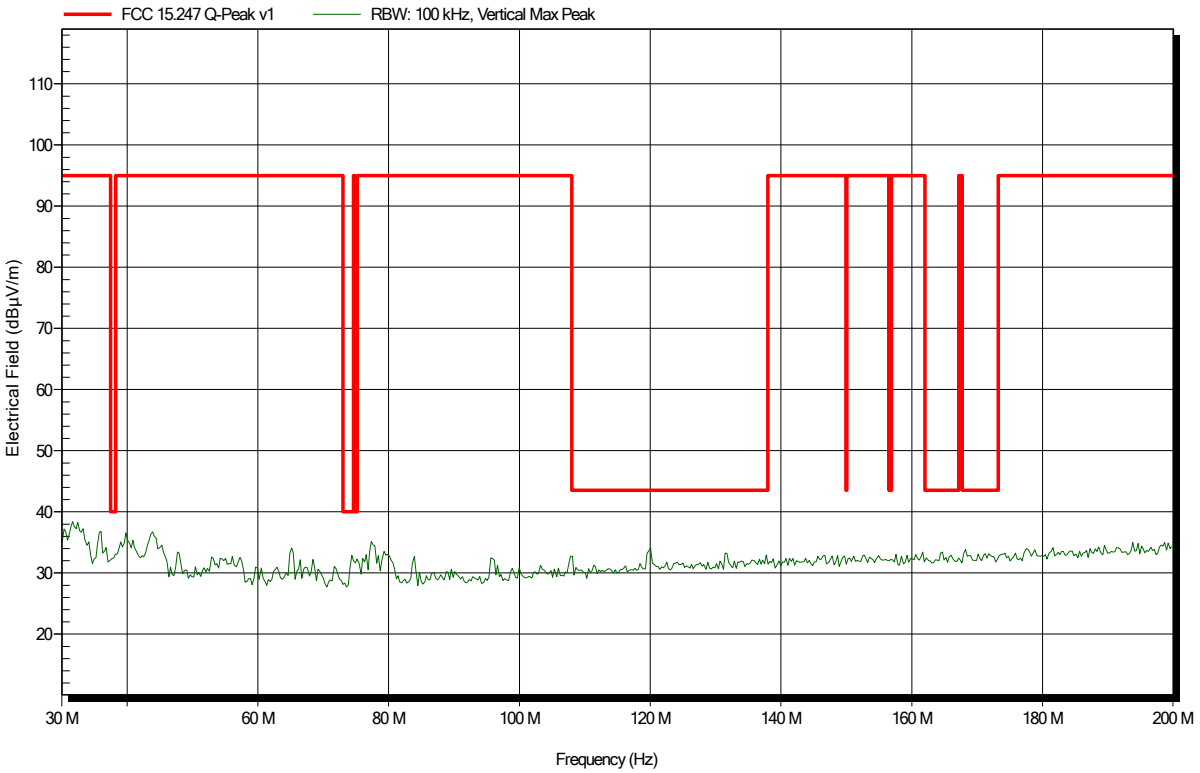

Spurious emissions according to FCC 15.247

Project number:	G0M-1810-7800
Applicant:	Grässlin GmbH
EUT Name:	1-Channel 230VAC Timer Switch with integrated BLE-Module
Model:	talento smart B10
Test Site:	Eurofins Product Service GmbH
Operator:	Abdullah Al Jamal
Test Conditions:	Tnom: 23.9°C, Vnom: 120 VAC
Antenna:	Rohde & Schwarz HL 223, Horizontal
Measurement distance:	3 m
Mode:	TX; LE; 2402 MHz
Test Date:	2018-11-15
Note:	

Index 1

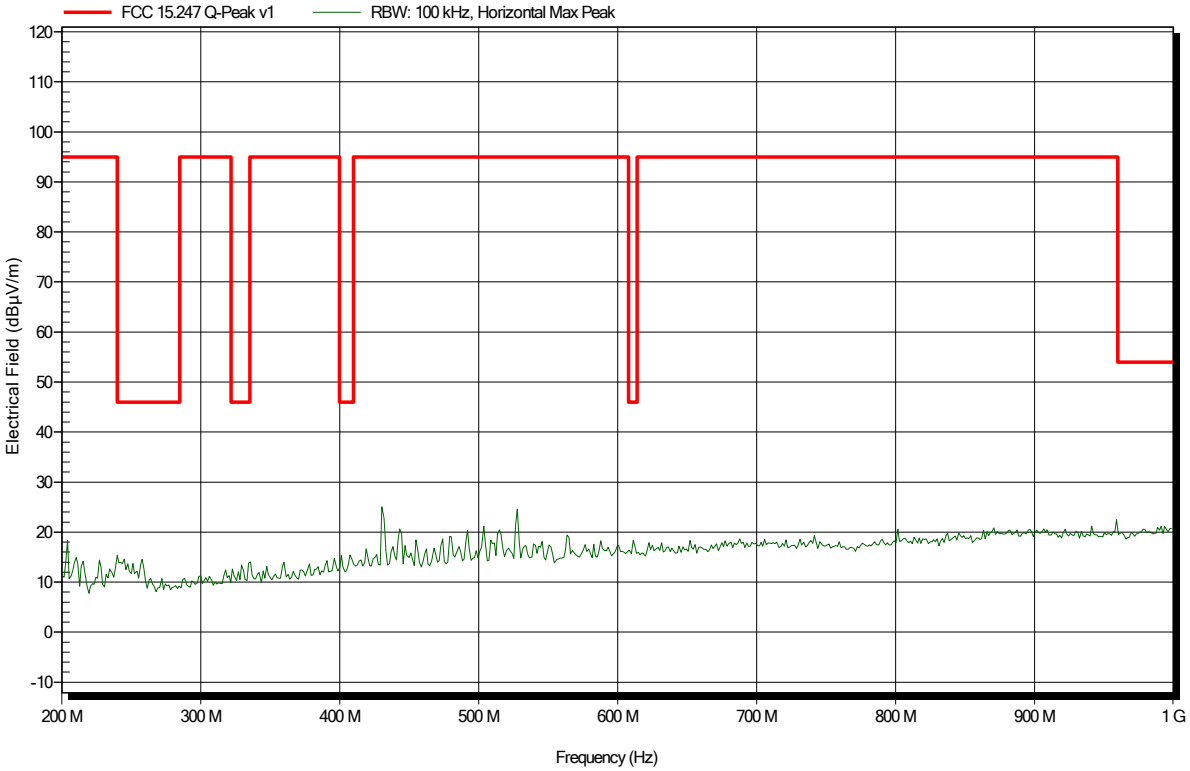

Spurious emissions according to FCC 15.247

Project number:	G0M-1810-7800
Applicant:	Grässlin GmbH
EUT Name:	1-Channel 230VAC Timer Switch with integrated BLE-Module
Model:	talento smart B10
Test Site:	Eurofins Product Service GmbH
Operator:	Abdullah Al Jamal
Test Conditions:	Tnom: 23.9°C, Vnom: 120 VAC
Antenna:	Rohde & Schwarz HL 223, Vertical
Measurement distance:	3 m
Mode:	TX; LE; 2402 MHz
Test Date:	2018-11-15
Note:	

Index 6

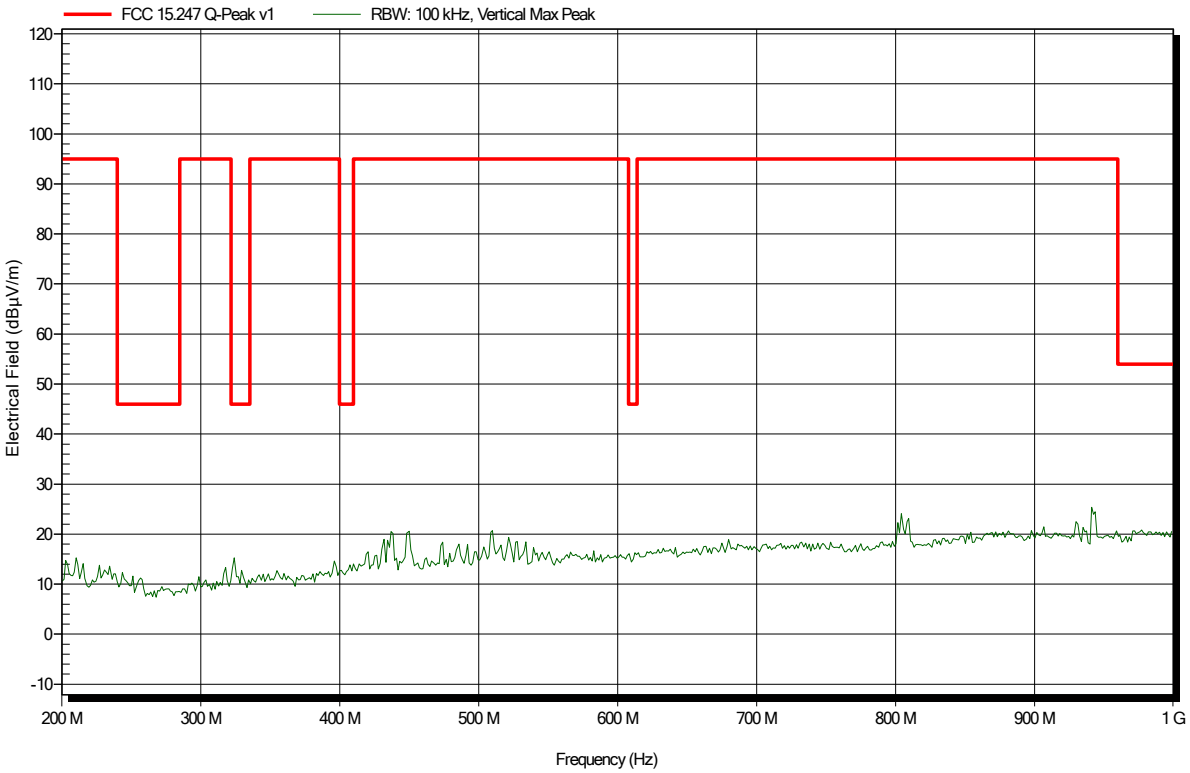

Spurious emissions according to FCC 15.247

Project number:	G0M-1810-7800
Applicant:	Grässlin GmbH
EUT Name:	1-Channel 230VAC Timer Switch with integrated BLE-Module
Model:	talento smart B10
Test Site:	Eurofins Product Service GmbH
Operator:	Abdullah Al Jamal
Test Conditions:	Tnom: 23.8°C, Vnom: 120 VAC
Antenna:	Schwarzbeck BBHA 9120D, Horizontal
Measurement distance:	1 m converted to 3m
Mode:	TX; LE; 2402 MHz
Test Date:	2018-11-15
Note:	

Index 19

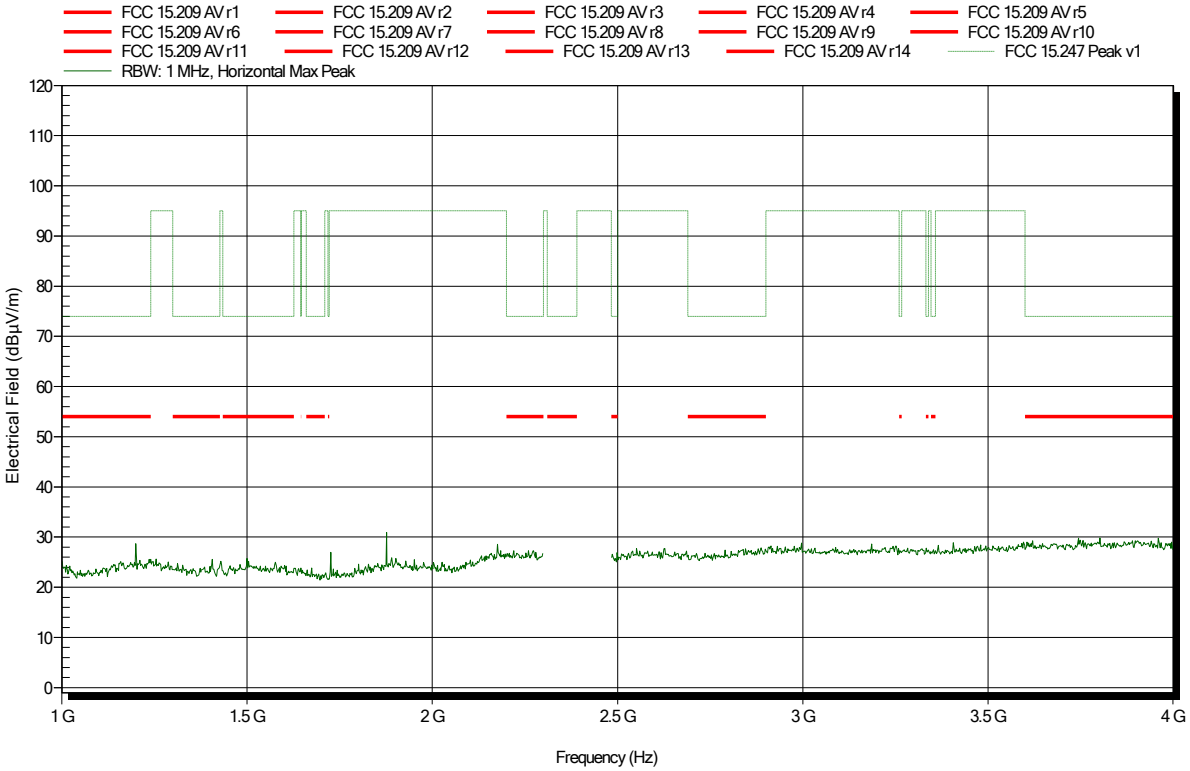

Spurious emissions according to FCC 15.247

Project number:	G0M-1810-7800
Applicant:	Grässlin GmbH
EUT Name:	1-Channel 230VAC Timer Switch with integrated BLE-Module
Model:	talento smart B10
Test Site:	Eurofins Product Service GmbH
Operator:	Abdullah Al Jamal
Test Conditions:	Tnom: 23°C, Vnom: 120 VAC
Antenna:	Schwarzbeck BBHA 9120D, Vertical
Measurement distance:	1 m converted to 3m
Mode:	TX; LE; 2402 MHz
Test Date:	2018-11-16
Note:	

Index 39

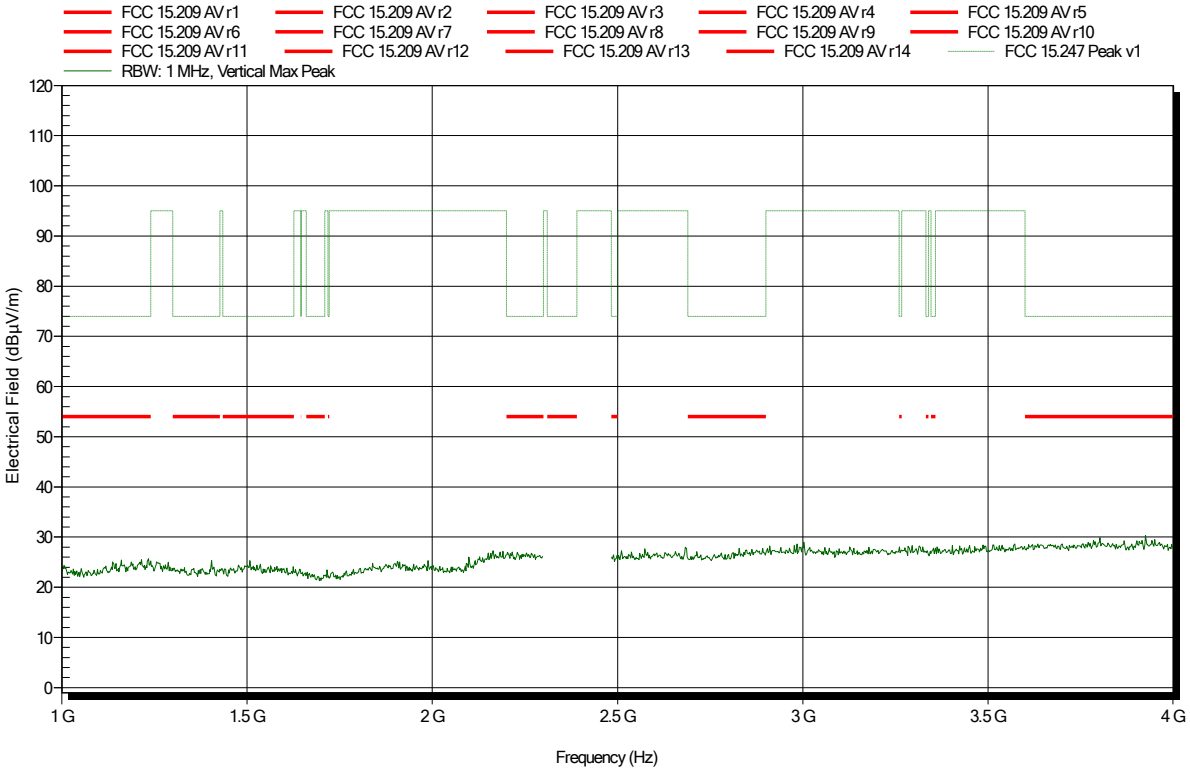

Spurious emissions according to FCC 15.247

Project number:	G0M-1810-7800
Applicant:	Grässlin GmbH
EUT Name:	1-Channel 230VAC Timer Switch with integrated BLE-Module
Model:	talento smart B10
Test Site:	Eurofins Product Service GmbH
Operator:	Abdullah Al Jamal
Test Conditions:	Tnom: 22.8°C, Vnom: 120 VAC
Antenna:	Schwarzbeck BBHA 9120D, Horizontal
Measurement distance:	1 m converted to 3m
Mode:	TX; LE; 2402 MHz
Test Date:	2018-11-16
Note:	lower bandedge

Index 22

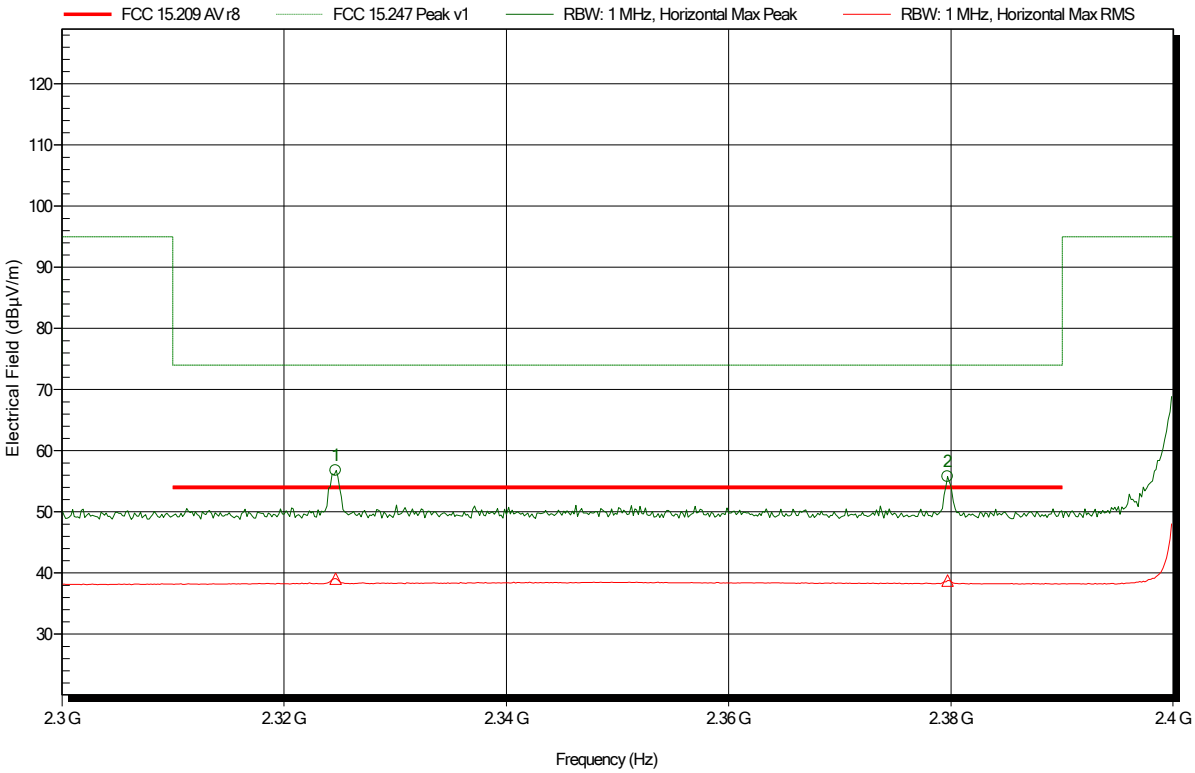

Frequency	Peak	Peak Limit	Peak Difference	Peak Status
2.3246 GHz	56.8 dBµV/m	74 dBµV/m	-17.2 dB	Pass
2.3797 GHz	55.76 dBµV/m	74 dBµV/m	-18.24 dB	Pass

Frequency	RMS	RMS Limit	RMS Difference	RMS Status
2.3246 GHz	39.07 dBµV/m	54 dBµV/m	-14.93 dB	Pass
2.3797 GHz	38.76 dBµV/m	54 dBµV/m	-15.24 dB	Pass

Spurious emissions according to FCC 15.247

Project number:	G0M-1810-7800
Applicant:	Grässlin GmbH
EUT Name:	1-Channel 230VAC Timer Switch with integrated BLE-Module
Model:	talento smart B10
Test Site:	Eurofins Product Service GmbH
Operator:	Abdullah Al Jamal
Test Conditions:	Tnom: 23°C, Vnom: 120 VAC
Antenna:	Schwarzbeck BBHA 9120D, Vertical
Measurement distance:	1 m converted to 3m
Mode:	TX; LE; 2402 MHz
Test Date:	2018-11-16
Note:	lower bandedge

Index 38

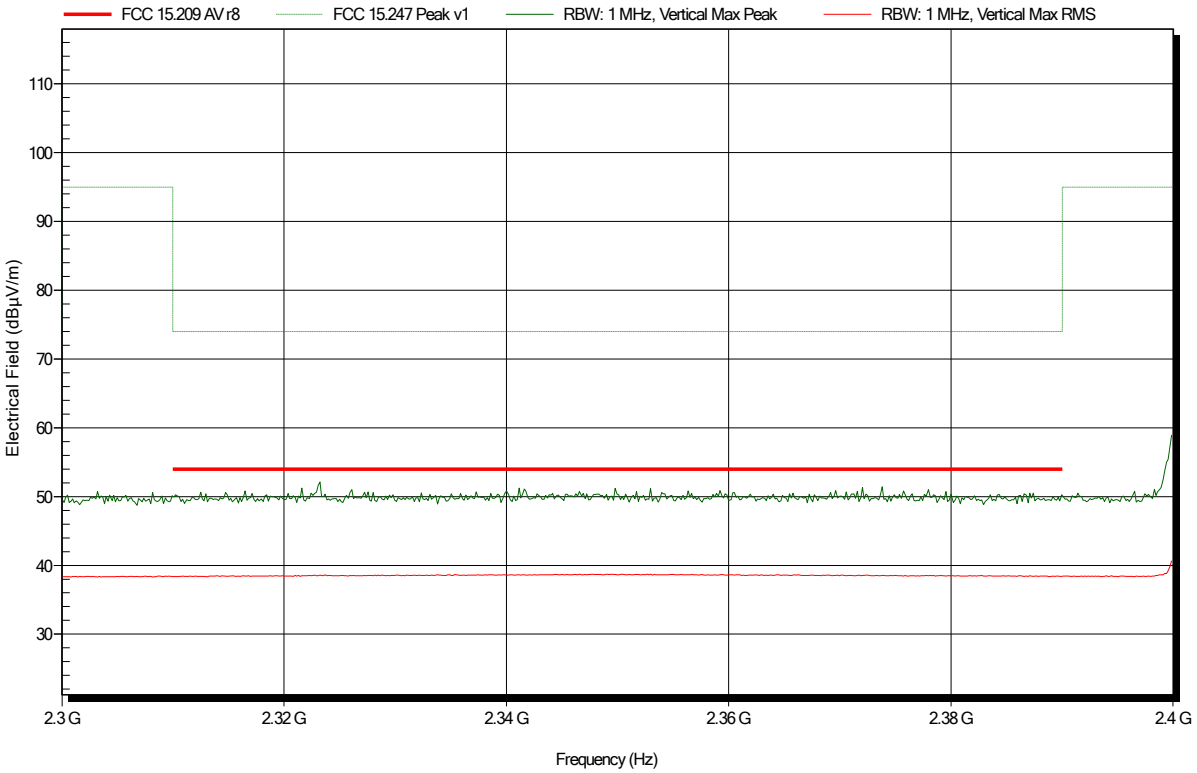

Spurious emissions according to FCC 15.247

Project number:	G0M-1810-7800
Applicant:	Grässlin GmbH
EUT Name:	1-Channel 230VAC Timer Switch with integrated BLE-Module
Model:	talento smart B10
Test Site:	Eurofins Product Service GmbH
Operator:	Abdullah Al Jamal
Test Conditions:	Tnom: 22.8°C, Vnom: 120 VAC
Antenna:	Schwarzbeck BBHA 9120D, Horizontal
Measurement distance:	1 m converted to 3m
Mode:	TX; LE; 2402 MHz
Test Date:	2018-11-16
Note:	

Index 23

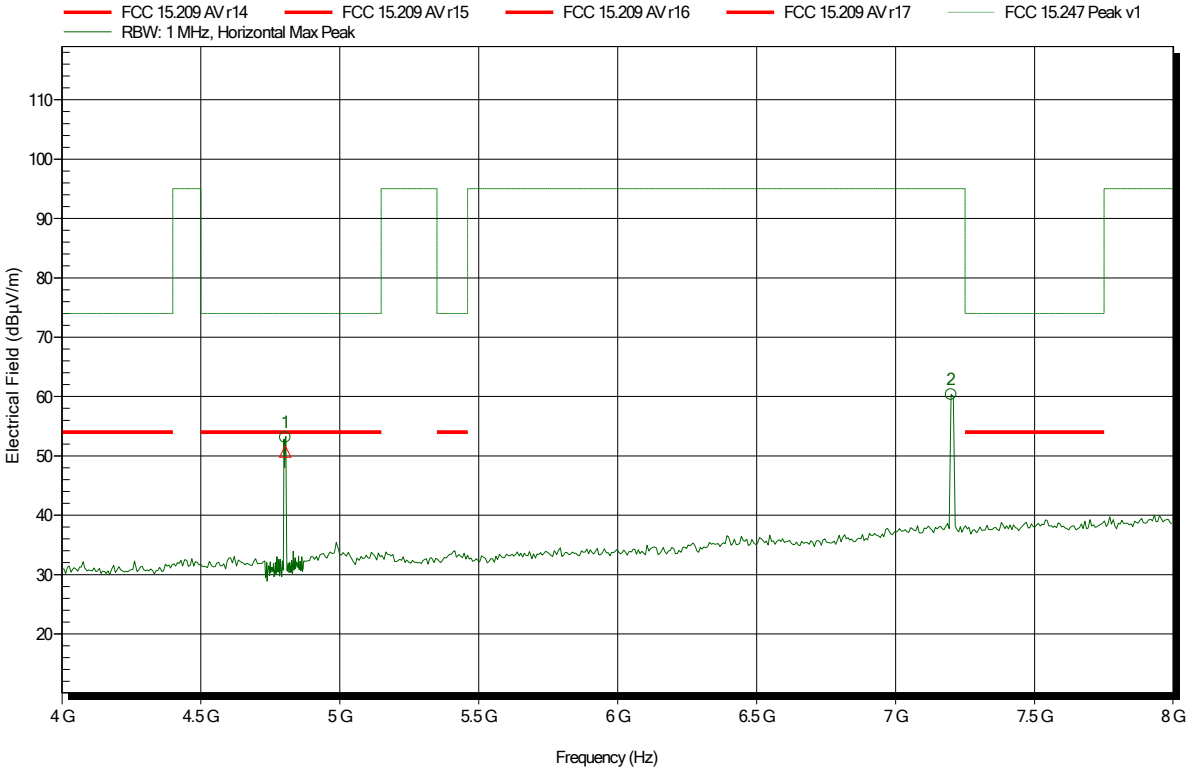

Frequency	Peak	Peak Limit	Peak Difference	Peak Status
4.804 GHz	53.14 dBµV/m	74 dBµV/m	-20.86 dB	Pass
7.2 GHz	60.34 dBµV/m	95 dBµV/m	-34.66 dB	Pass

Frequency	RMS	RMS Limit	RMS Difference	RMS Status
4.804 GHz	50.75 dBµV/m	54 dBµV/m	-3.25 dB	Pass

Spurious emissions according to FCC 15.247

Project number:	G0M-1810-7800
Applicant:	Grässlin GmbH
EUT Name:	1-Channel 230VAC Timer Switch with integrated BLE-Module
Model:	talento smart B10
Test Site:	Eurofins Product Service GmbH
Operator:	Abdullah Al Jamal
Test Conditions:	Tnom: 23°C, Vnom: 120 VAC
Antenna:	Schwarzbeck BBHA 9120D, Vertical
Measurement distance:	1 m converted to 3m
Mode:	TX; LE; 2402 MHz
Test Date:	2018-11-16
Note:	

Index 40

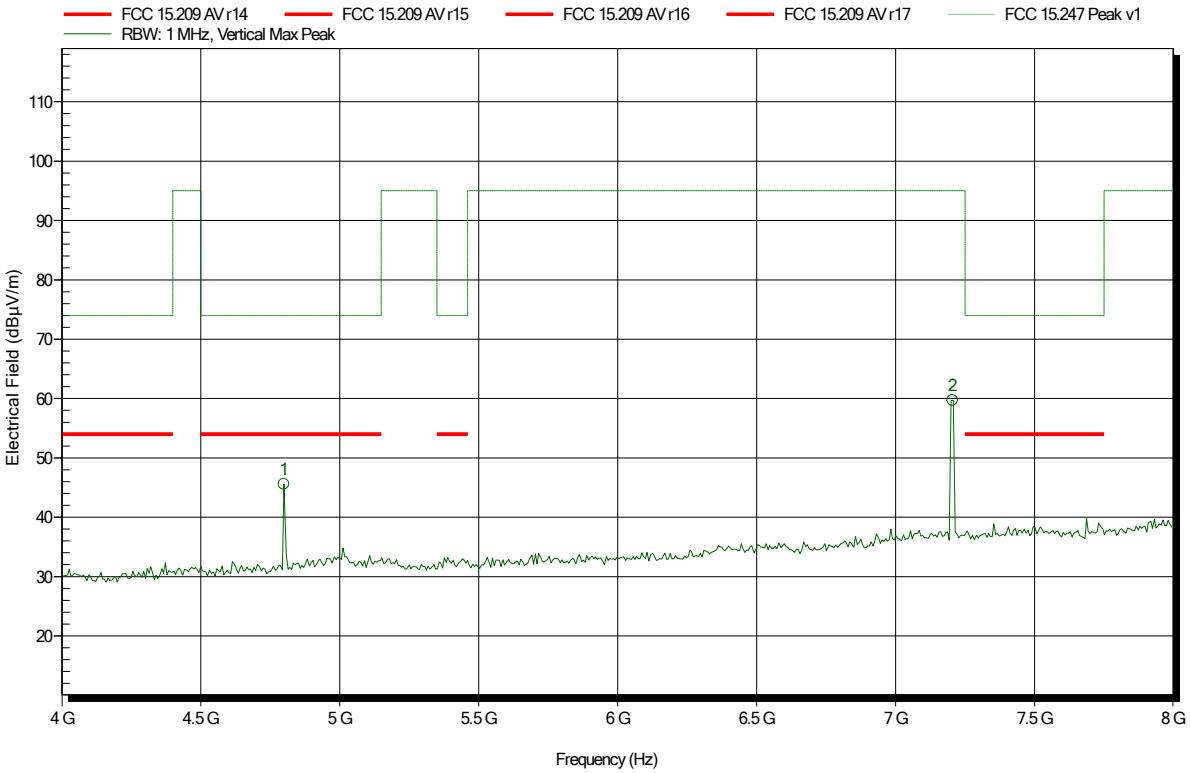

Frequency	Peak	Peak Limit	Peak Difference	Peak Status
4.8 GHz	45.57 dBµV/m	74 dBµV/m	-28.43 dB	Pass
7.206 GHz	59.71 dBµV/m	95 dBµV/m	-35.29 dB	Pass

Spurious emissions according to FCC 15.247

Project number:	G0M-1810-7800
Applicant:	Grässlin GmbH
EUT Name:	1-Channel 230VAC Timer Switch with integrated BLE-Module
Model:	talento smart B10
Test Site:	Eurofins Product Service GmbH
Operator:	Abdullah Al Jamal
Test Conditions:	Tnom: 22.8°C, Vnom: 120 VAC
Antenna:	Schwarzbeck BBHA 9120D, Horizontal
Measurement distance:	1 m converted to 3m
Mode:	TX; LE; 2402 MHz
Test Date:	2018-11-16
Note:	

Index 24

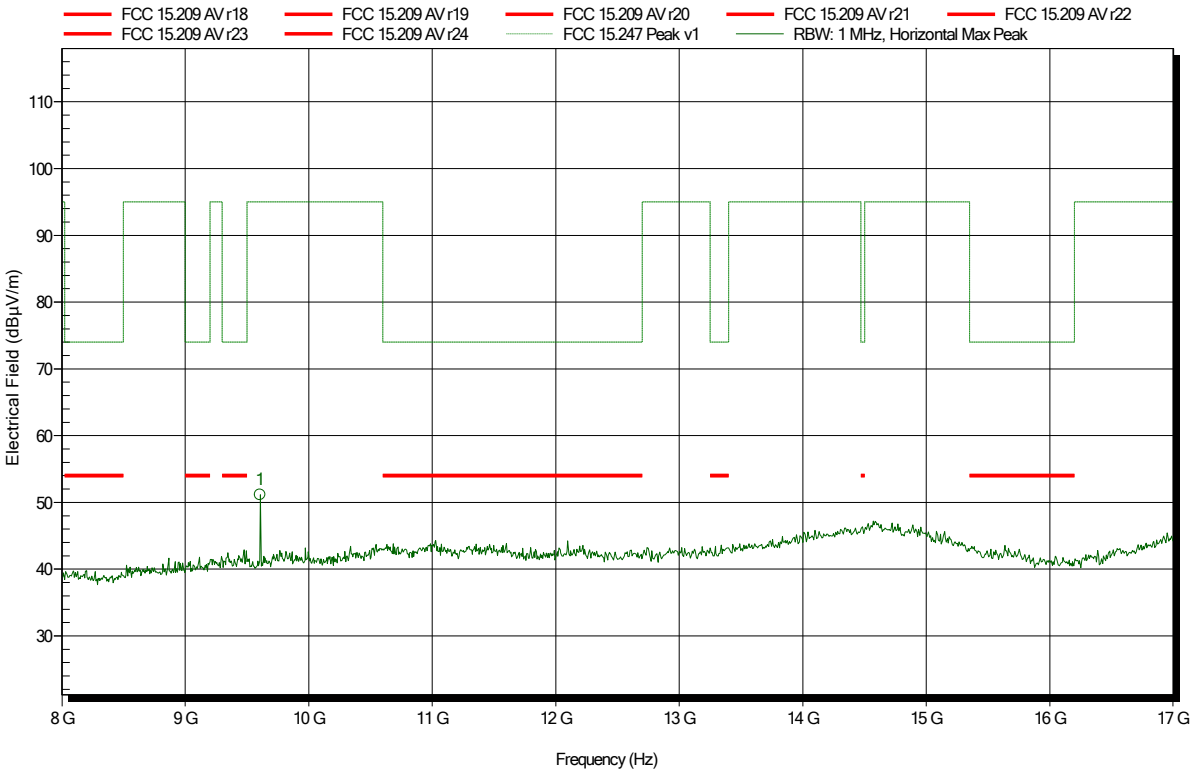

Frequency	Peak	Peak Limit	Peak Difference	Peak Status
9.606 GHz	51.15 dBµV/m	95 dBµV/m	-43.85 dB	Pass

Spurious emissions according to FCC 15.247

Project number:	G0M-1810-7800
Applicant:	Grässlin GmbH
EUT Name:	1-Channel 230VAC Timer Switch with integrated BLE-Module
Model:	talento smart B10
Test Site:	Eurofins Product Service GmbH
Operator:	Abdullah Al Jamal
Test Conditions:	Tnom: 23°C, Vnom: 120 VAC
Antenna:	Schwarzbeck BBHA 9120D, Vertical
Measurement distance:	1 m converted to 3m
Mode:	TX; LE; 2402 MHz
Test Date:	2018-11-16
Note:	

Index 41

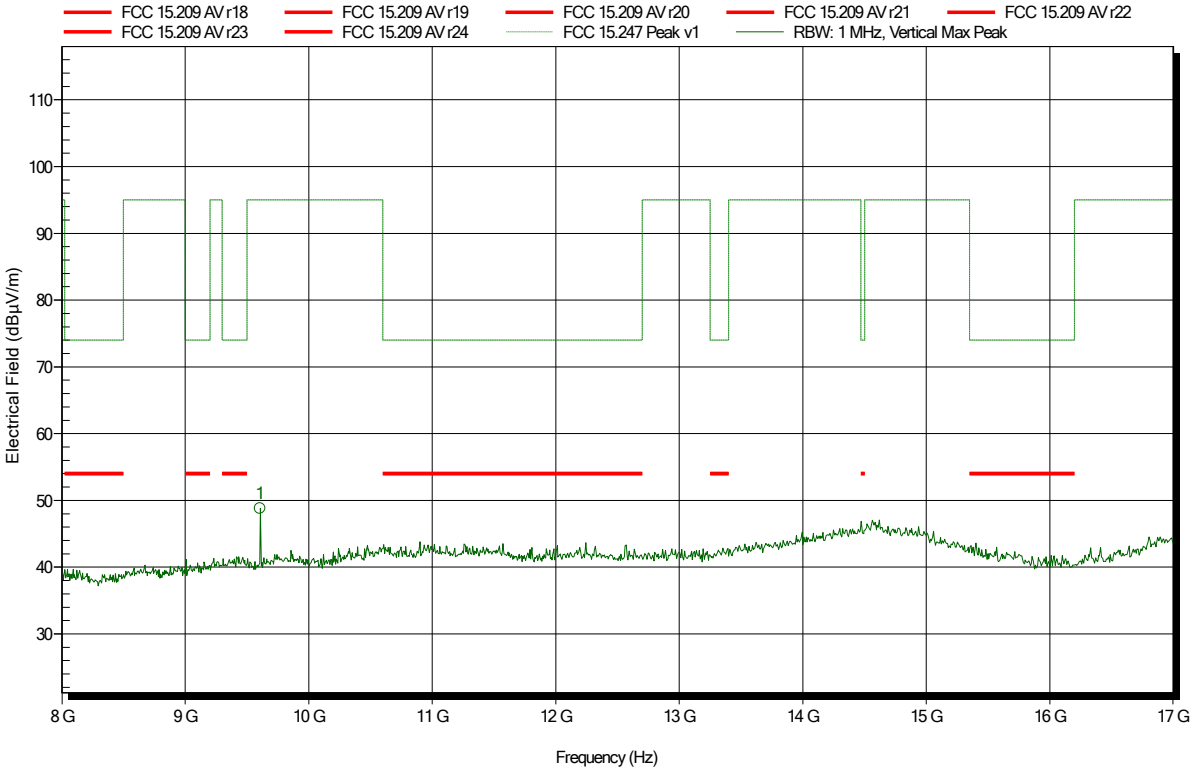

Frequency	Peak	Peak Limit	Peak Difference	Peak Status
9.606 GHz	48.8 dBµV/m	95 dBµV/m	-46.2 dB	Pass

Spurious emissions according to FCC 15.247

Project number:	G0M-1810-7800
Applicant:	Grässlin GmbH
EUT Name:	1-Channel 230VAC Timer Switch with integrated BLE-Module
Model:	talento smart B10
Test Site:	Eurofins Product Service GmbH
Operator:	Abdullah Al Jamal
Test Conditions:	Tnom: 23°C, Vnom: 120 VAC
Antenna:	Amplifier Research AT 4560 (old name) / ATH18G40 (new name), Horizontal
Measurement distance:	1 m converted to 3m
Mode:	TX; LE; 2402 MHz
Test Date:	2018-11-16
Note:	

Index 42

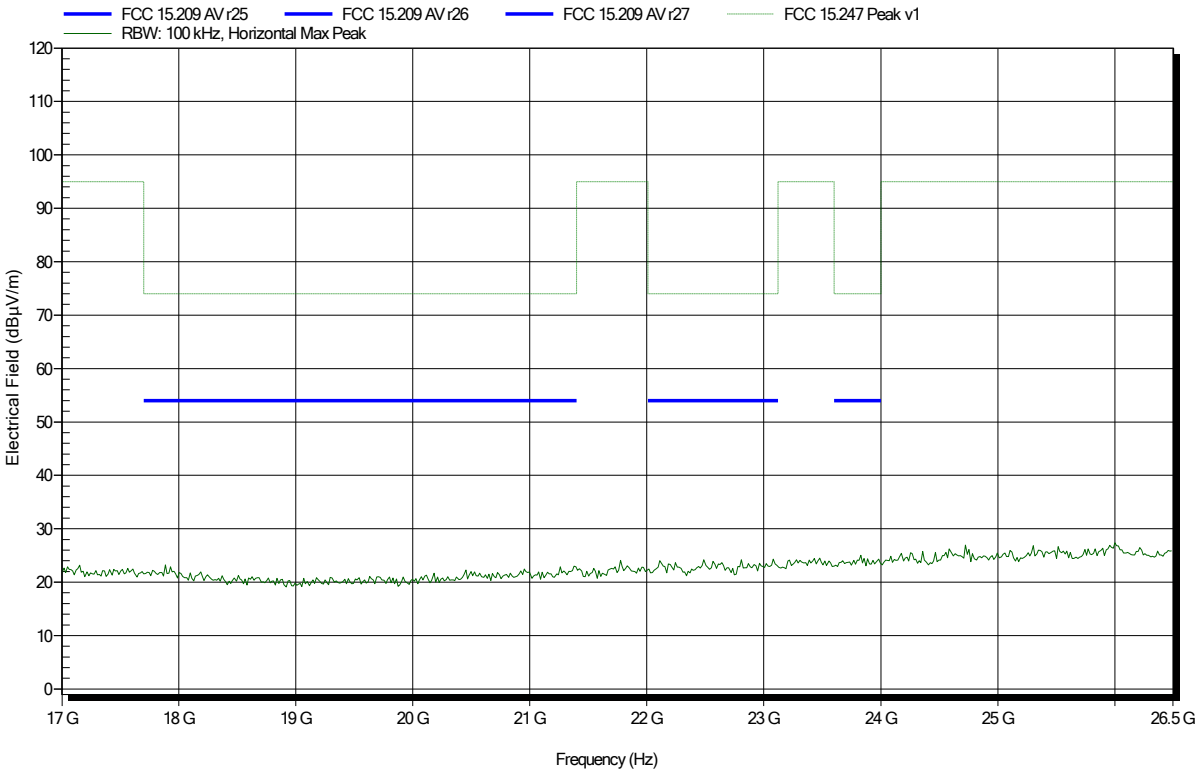

Spurious emissions according to FCC 15.247

Project number:	G0M-1810-7800
Applicant:	Grässlin GmbH
EUT Name:	1-Channel 230VAC Timer Switch with integrated BLE-Module
Model:	talento smart B10
Test Site:	Eurofins Product Service GmbH
Operator:	Abdullah Al Jamal
Test Conditions:	Tnom: 23°C, Vnom: 120 VAC
Antenna:	Amplifier Research AT 4560 (old name) / ATH18G40 (new name), Vertical
Measurement distance:	1 m converted to 3m
Mode:	TX; LE; 2402 MHz
Test Date:	2018-11-16
Note:	

Index 47

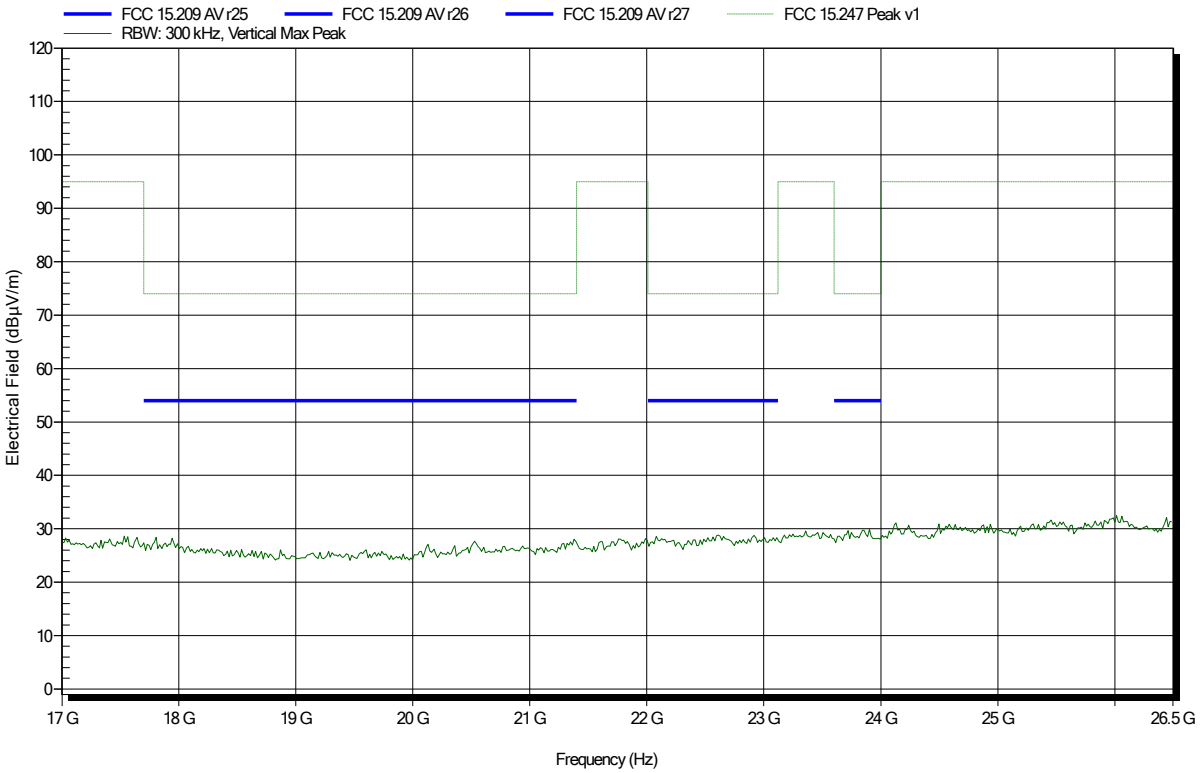

Spurious emissions according to FCC 15.247

Project number:	G0M-1810-7800
Applicant:	Grässlin GmbH
EUT Name:	1-Channel 230VAC Timer Switch with integrated BLE-Module
Model:	talento smart B10
Test Site:	Eurofins Product Service GmbH
Operator:	Abdullah Al Jamal
Test Conditions:	Tnom: 23.8°C, Vnom: 120 VAC
Antenna:	Rohde & Schwarz HK 116, Horizontal
Measurement distance:	3 m
Mode:	TX; LE; 2440 MHz
Test Date:	2018-11-15
Note:	

Index 14

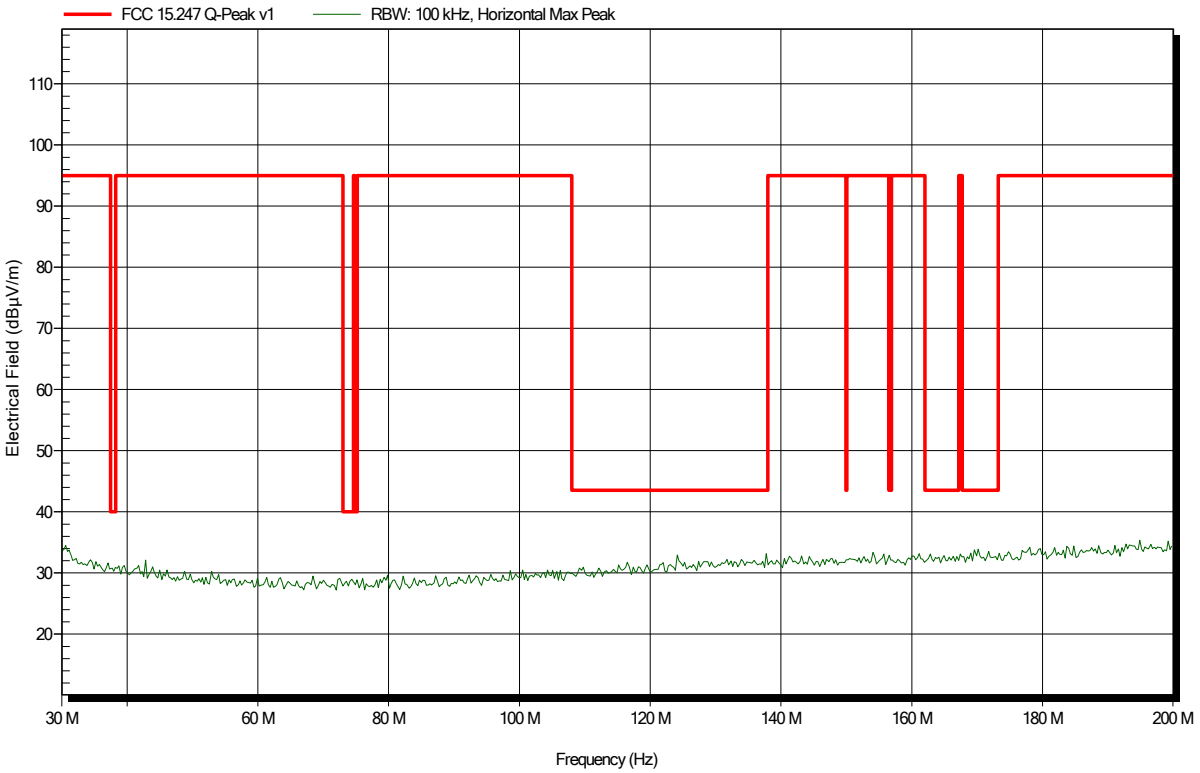

Spurious emissions according to FCC 15.247

Project number:	G0M-1810-7800
Applicant:	Grässlin GmbH
EUT Name:	1-Channel 230VAC Timer Switch with integrated BLE-Module
Model:	talento smart B10
Test Site:	Eurofins Product Service GmbH
Operator:	Abdullah Al Jamal
Test Conditions:	Tnom: 23.8°C, Vnom: 120 VAC
Antenna:	Rohde & Schwarz HK 116, Vertical
Measurement distance:	3 m
Mode:	TX; LE; 2440 MHz
Test Date:	2018-11-15
Note:	

Index 17

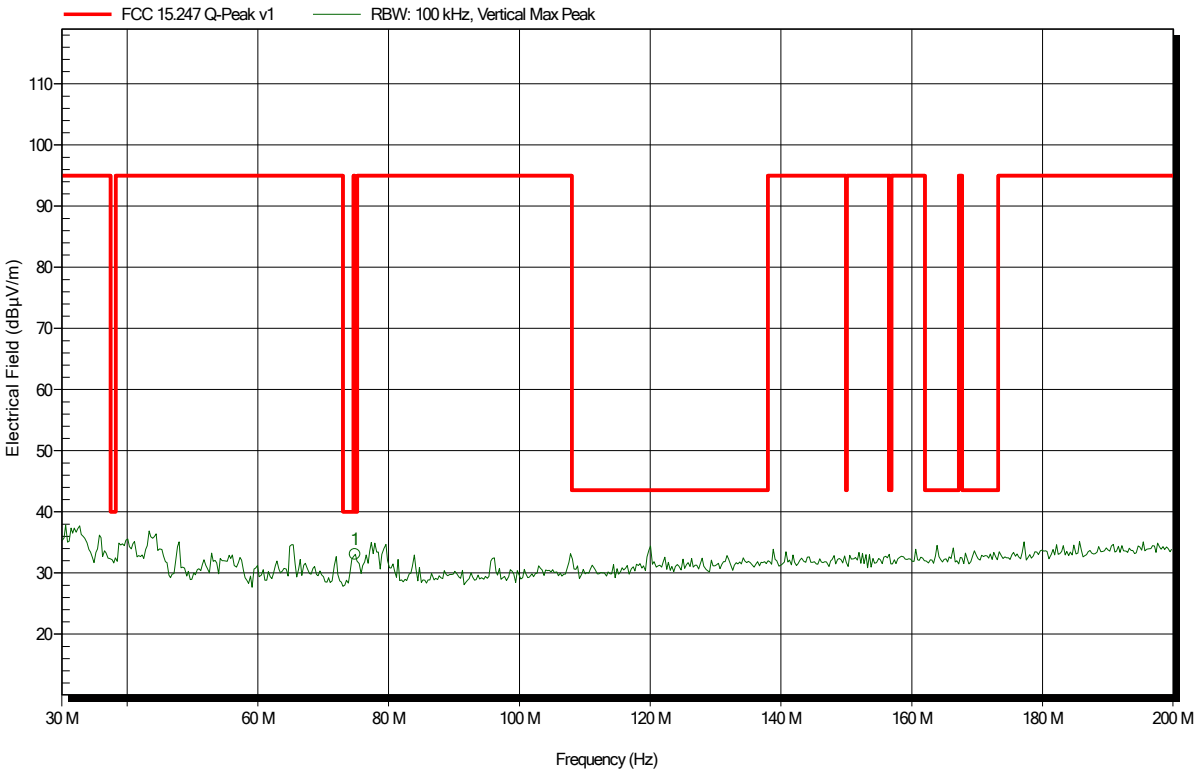

Frequency	Peak	Peak Limit	Peak Difference	Peak Status
74.88 MHz	33.05 dBµV/m	40 dBµV/m	-6.95 dB	Pass

Spurious emissions according to FCC 15.247

Project number:	G0M-1810-7800
Applicant:	Grässlin GmbH
EUT Name:	1-Channel 230VAC Timer Switch with integrated BLE-Module
Model:	talento smart B10
Test Site:	Eurofins Product Service GmbH
Operator:	Abdullah Al Jamal
Test Conditions:	Tnom: 23.9°C, Vnom: 120 VAC
Antenna:	Rohde & Schwarz HL 223, Horizontal
Measurement distance:	3 m
Mode:	TX; LE; 2440 MHz
Test Date:	2018-11-15
Note:	

Index 2

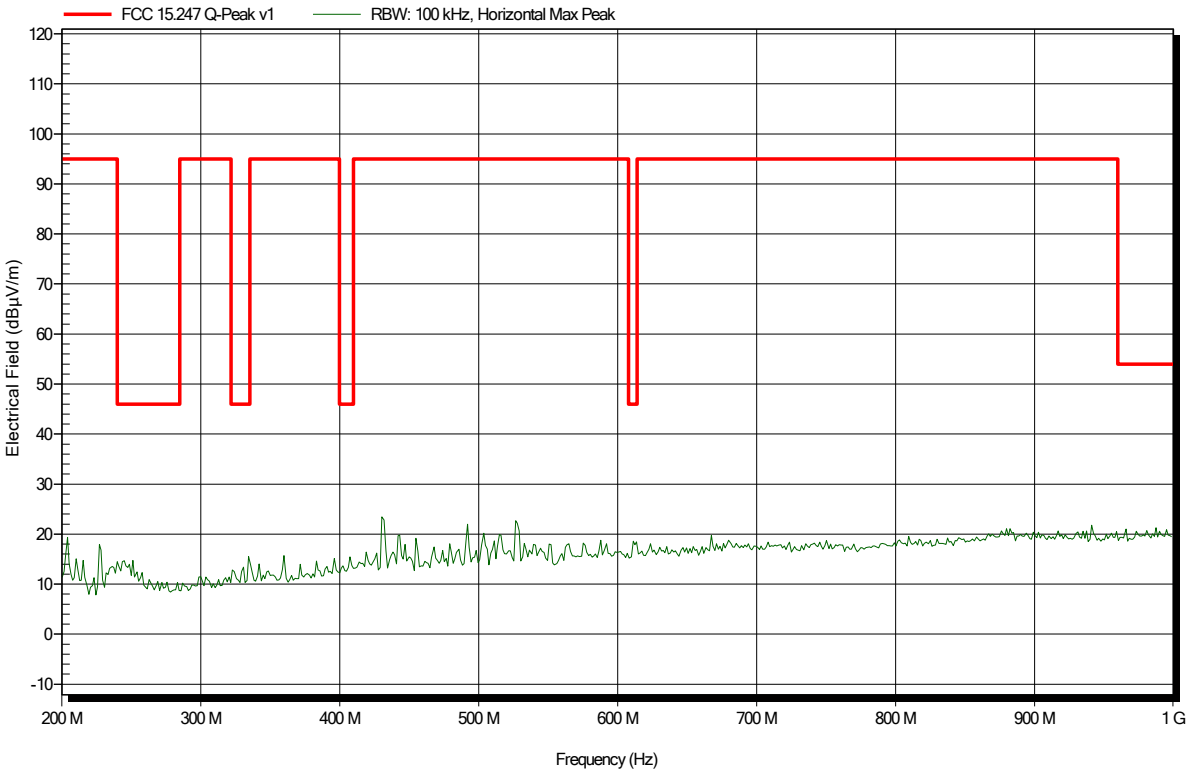

Spurious emissions according to FCC 15.247

Project number:	G0M-1810-7800
Applicant:	Grässlin GmbH
EUT Name:	1-Channel 230VAC Timer Switch with integrated BLE-Module
Model:	talento smart B10
Test Site:	Eurofins Product Service GmbH
Operator:	Abdullah Al Jamal
Test Conditions:	Tnom: 23.9°C, Vnom: 120 VAC
Antenna:	Rohde & Schwarz HL 223, Vertical
Measurement distance:	3 m
Mode:	TX; LE; 2440 MHz
Test Date:	2018-11-15
Note:	

Index 5

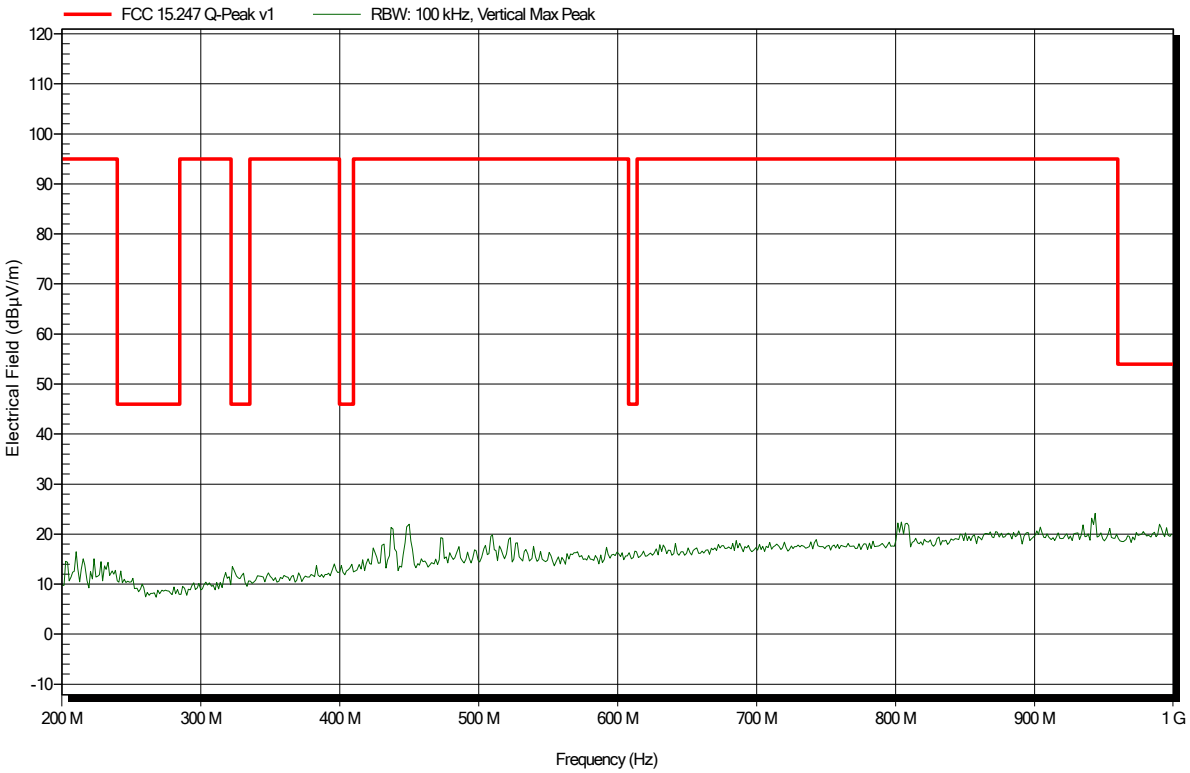

Spurious emissions according to FCC 15.247

Project number:	G0M-1810-7800
Applicant:	Grässlin GmbH
EUT Name:	1-Channel 230VAC Timer Switch with integrated BLE-Module
Model:	talento smart B10
Test Site:	Eurofins Product Service GmbH
Operator:	Abdullah Al Jamal
Test Conditions:	Tnom: 23.8°C, Vnom: 120 VAC
Antenna:	Schwarzbeck BBHA 9120D, Horizontal
Measurement distance:	1 m converted to 3m
Mode:	TX; LE; 2440 MHz
Test Date:	2018-11-15
Note:	

Index 20

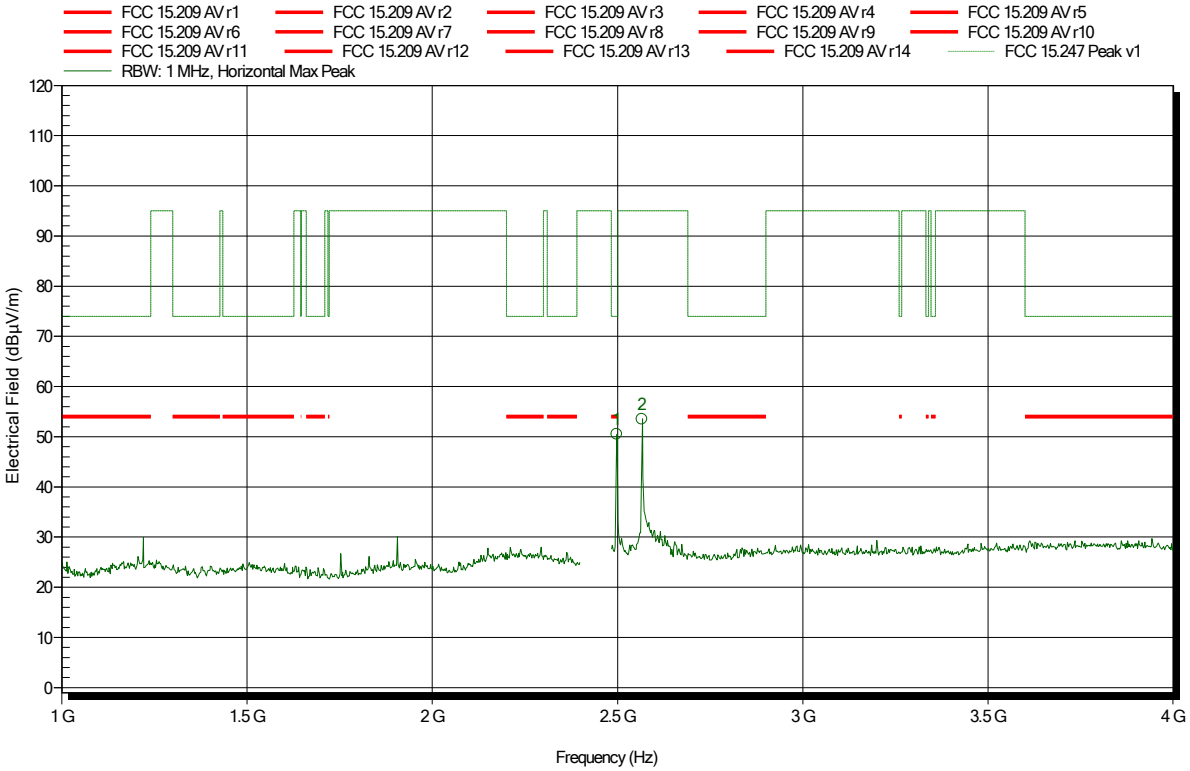

Frequency	Peak	Peak Limit	Peak Difference	Peak Status
2.4981 GHz	50.52 dBµV/m	74 dBµV/m	-23.48 dB	Pass
2.566 GHz	53.53 dBµV/m	95 dBµV/m	-41.47 dB	Pass

Spurious emissions according to FCC 15.247

Project number:	G0M-1810-7800
Applicant:	Grässlin GmbH
EUT Name:	1-Channel 230VAC Timer Switch with integrated BLE-Module
Model:	talento smart B10
Test Site:	Eurofins Product Service GmbH
Operator:	Abdullah Al Jamal
Test Conditions:	Tnom: 23°C, Vnom: 120 VAC
Antenna:	Schwarzbeck BBHA 9120D, Vertical
Measurement distance:	1 m converted to 3m
Mode:	TX; LE; 2440 MHz
Test Date:	2018-11-16
Note:	

Index 35

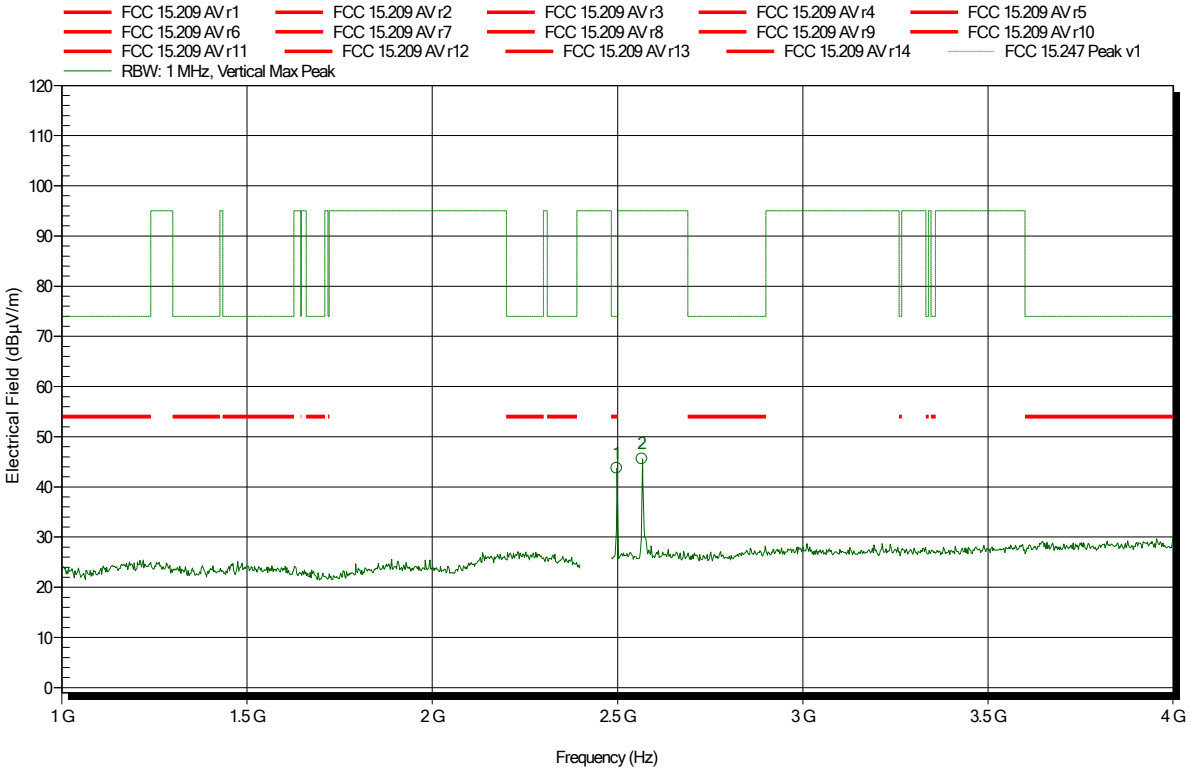

Frequency	Peak	Peak Limit	Peak Difference	Peak Status
2.4981 GHz	43.76 dBµV/m	74 dBµV/m	-30.24 dB	Pass
2.566 GHz	45.6 dBµV/m	95 dBµV/m	-49.4 dB	Pass

Spurious emissions according to FCC 15.247

Project number:	G0M-1810-7800
Applicant:	Grässlin GmbH
EUT Name:	1-Channel 230VAC Timer Switch with integrated BLE-Module
Model:	talento smart B10
Test Site:	Eurofins Product Service GmbH
Operator:	Abdullah Al Jamal
Test Conditions:	Tnom: 22.8°C, Vnom: 120 VAC
Antenna:	Schwarzbeck BBHA 9120D, Horizontal
Measurement distance:	1 m converted to 3m
Mode:	TX; LE; 2440 MHz
Test Date:	2018-11-16
Note:	

Index 25

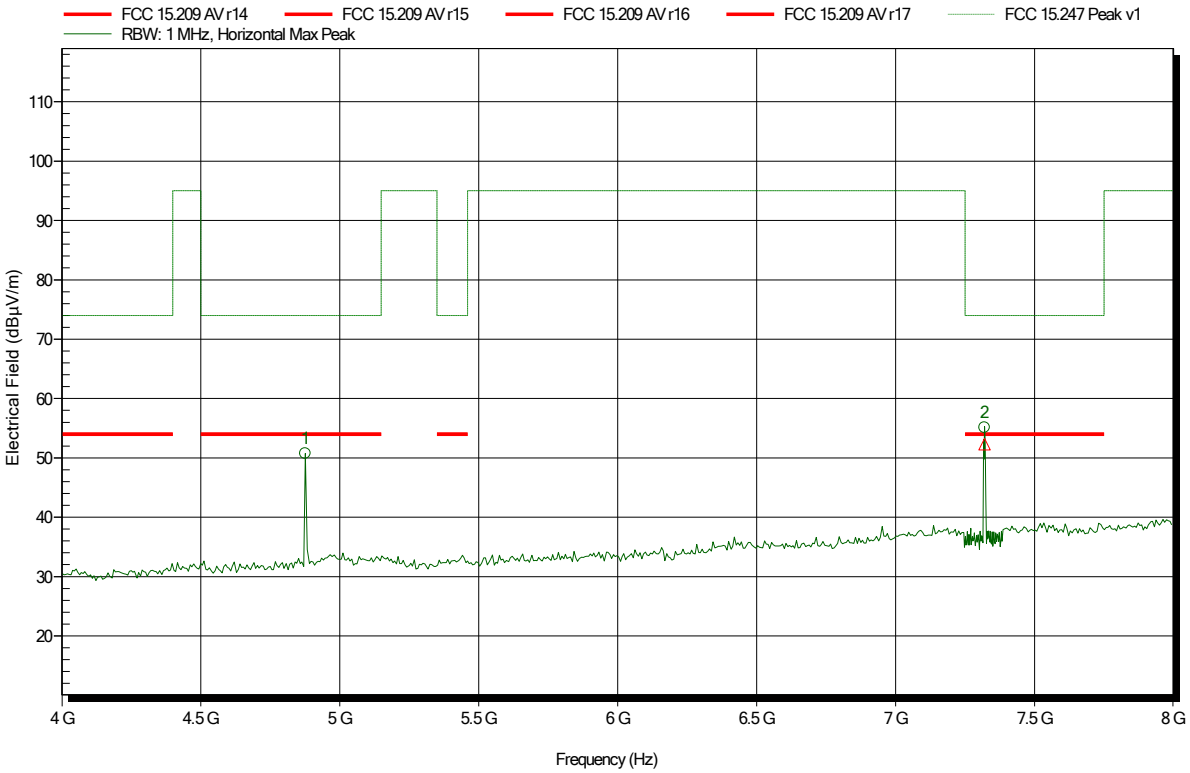

Frequency	Peak	Peak Limit	Peak Difference	Peak Status
4.877 GHz	50.73 dBµV/m	74 dBµV/m	-23.27 dB	Pass
7.321 GHz	55.13 dBµV/m	74 dBµV/m	-18.87 dB	Pass

Frequency	RMS	RMS Limit	RMS Difference	RMS Status
7.321 GHz	52.31 dBµV/m	54 dBµV/m	-1.69 dB	Pass

Spurious emissions according to FCC 15.247

Project number:	G0M-1810-7800
Applicant:	Grässlin GmbH
EUT Name:	1-Channel 230VAC Timer Switch with integrated BLE-Module
Model:	talento smart B10
Test Site:	Eurofins Product Service GmbH
Operator:	Abdullah Al Jamal
Test Conditions:	Tnom: 23°C, Vnom: 120 VAC
Antenna:	Schwarzbeck BBHA 9120D, Vertical
Measurement distance:	1 m converted to 3m
Mode:	TX; LE; 2440 MHz
Test Date:	2018-11-16
Note:	

Index 36

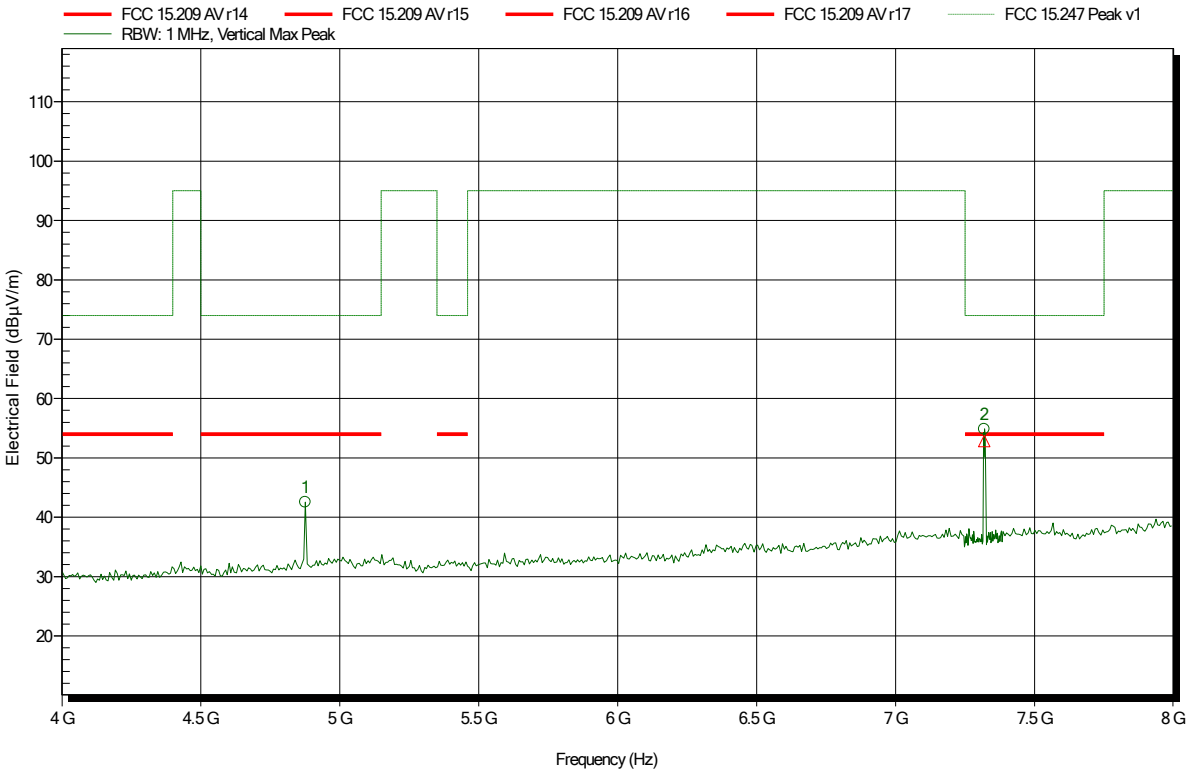

Frequency	Peak	Peak Limit	Peak Difference	Peak Status
4.877 GHz	42.54 dBµV/m	74 dBµV/m	-31.46 dB	Pass
7.319 GHz	54.83 dBµV/m	74 dBµV/m	-19.17 dB	Pass

Frequency	RMS	RMS Limit	RMS Difference	RMS Status
7.319 GHz	52.84 dBµV/m	54 dBµV/m	-1.16 dB	Pass

Spurious emissions according to FCC 15.247

Project number:	G0M-1810-7800
Applicant:	Grässlin GmbH
EUT Name:	1-Channel 230VAC Timer Switch with integrated BLE-Module
Model:	talento smart B10
Test Site:	Eurofins Product Service GmbH
Operator:	Abdullah Al Jamal
Test Conditions:	Tnom: 22.8°C, Vnom: 120 VAC
Antenna:	Schwarzbeck BBHA 9120D, Horizontal
Measurement distance:	1 m converted to 3m
Mode:	TX; LE; 2440 MHz
Test Date:	2018-11-16
Note:	

Index 26

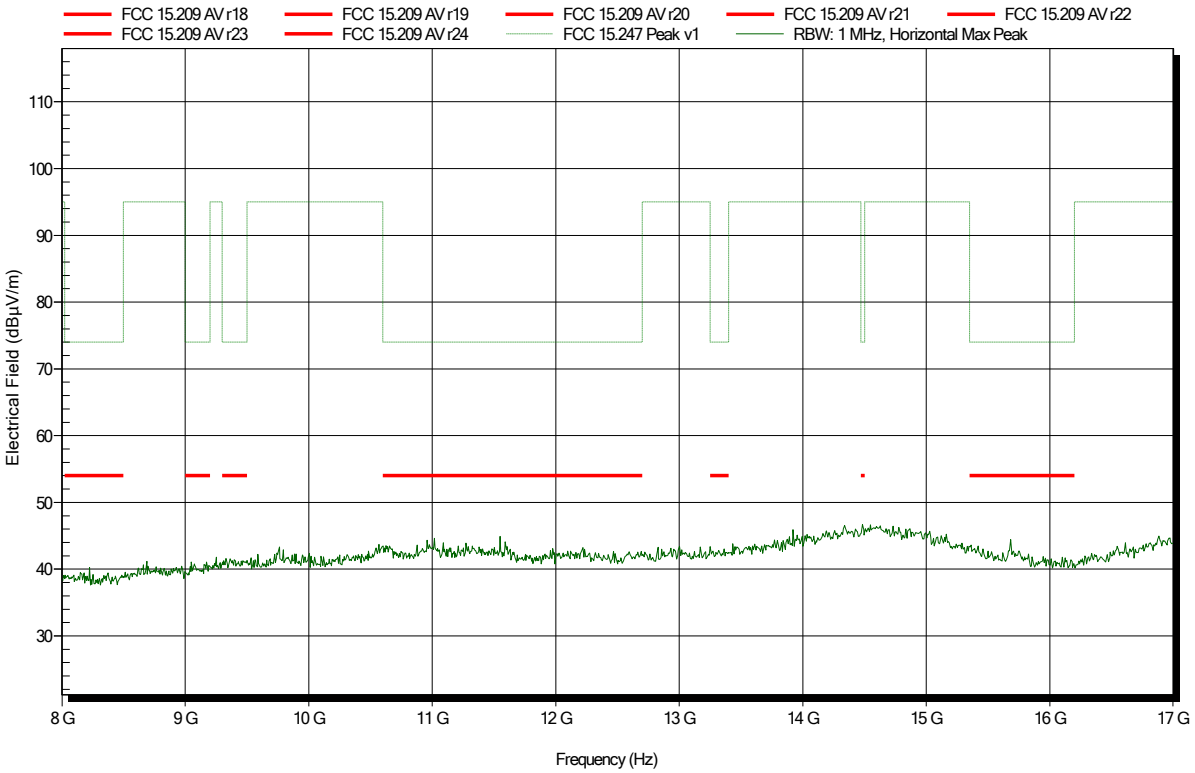

Spurious emissions according to FCC 15.247

Project number:	G0M-1810-7800
Applicant:	Grässlin GmbH
EUT Name:	1-Channel 230VAC Timer Switch with integrated BLE-Module
Model:	talento smart B10
Test Site:	Eurofins Product Service GmbH
Operator:	Abdullah Al Jamal
Test Conditions:	Tnom: 23°C, Vnom: 120 VAC
Antenna:	Schwarzbeck BBHA 9120D, Vertical
Measurement distance:	1 m converted to 3m
Mode:	TX; LE; 2440 MHz
Test Date:	2018-11-16
Note:	

Index 37

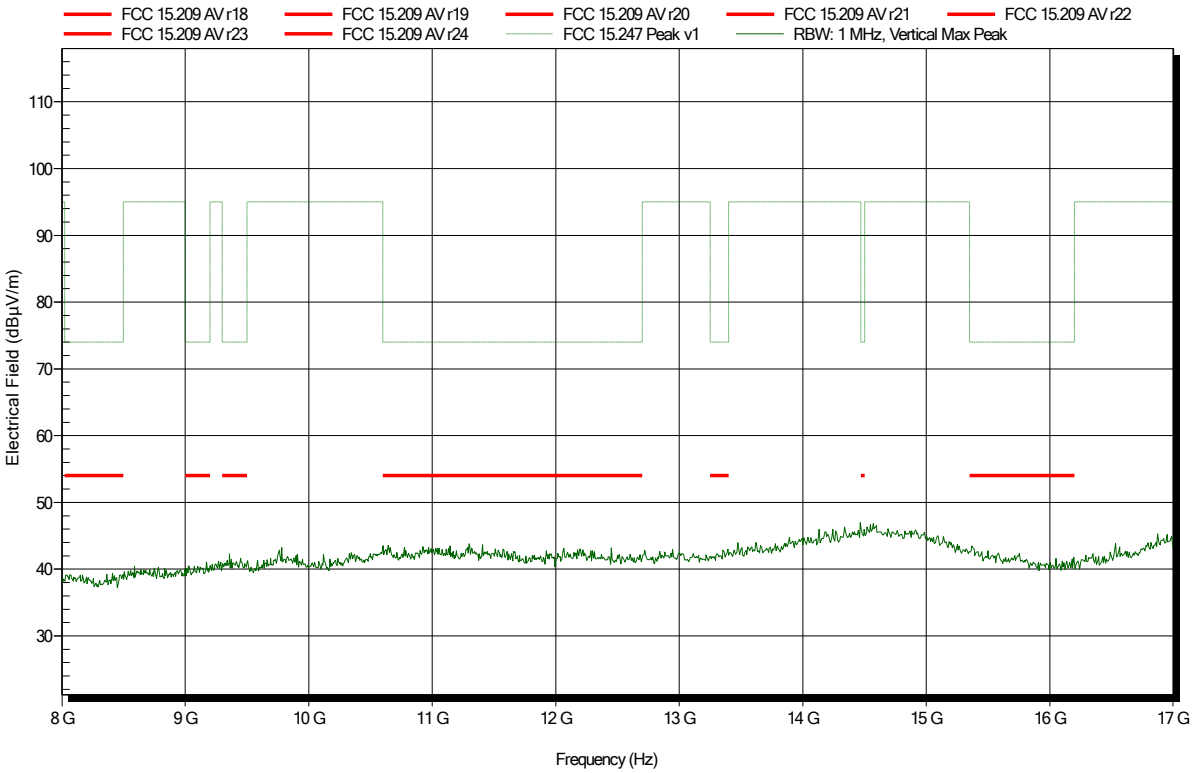

Spurious emissions according to FCC 15.247

Project number:	G0M-1810-7800
Applicant:	Grässlin GmbH
EUT Name:	1-Channel 230VAC Timer Switch with integrated BLE-Module
Model:	talento smart B10
Test Site:	Eurofins Product Service GmbH
Operator:	Abdullah Al Jamal
Test Conditions:	Tnom: 23°C, Vnom: 120 VAC
Antenna:	Amplifier Research AT 4560 (old name) / ATH18G40 (new name), Horizontal
Measurement distance:	1 m converted to 3m
Mode:	TX; LE; 2440 MHz
Test Date:	2018-11-16
Note:	

Index 43

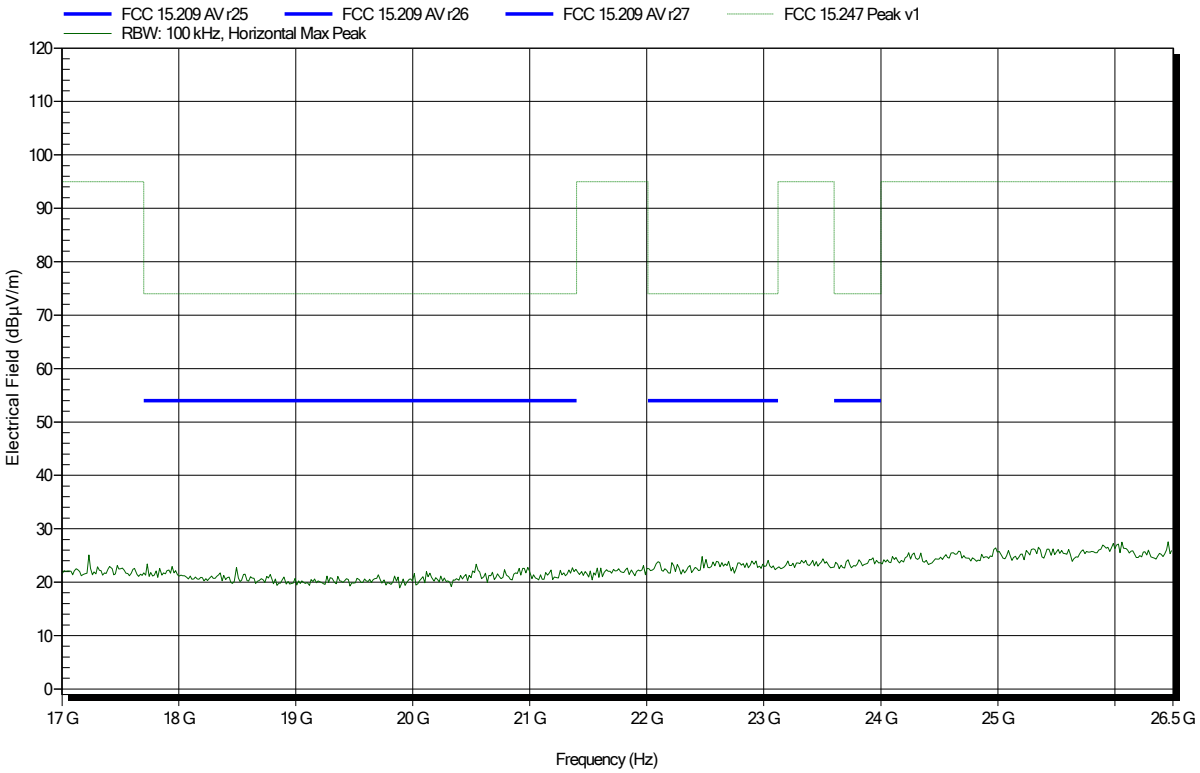

Spurious emissions according to FCC 15.247

Project number:	G0M-1810-7800
Applicant:	Grässlin GmbH
EUT Name:	1-Channel 230VAC Timer Switch with integrated BLE-Module
Model:	talento smart B10
Test Site:	Eurofins Product Service GmbH
Operator:	Abdullah Al Jamal
Test Conditions:	Tnom: 23°C, Vnom: 120 VAC
Antenna:	Amplifier Research AT 4560 (old name) / ATH18G40 (new name), Vertical
Measurement distance:	1 m converted to 3m
Mode:	TX; LE; 2440 MHz
Test Date:	2018-11-16
Note:	

Index 46

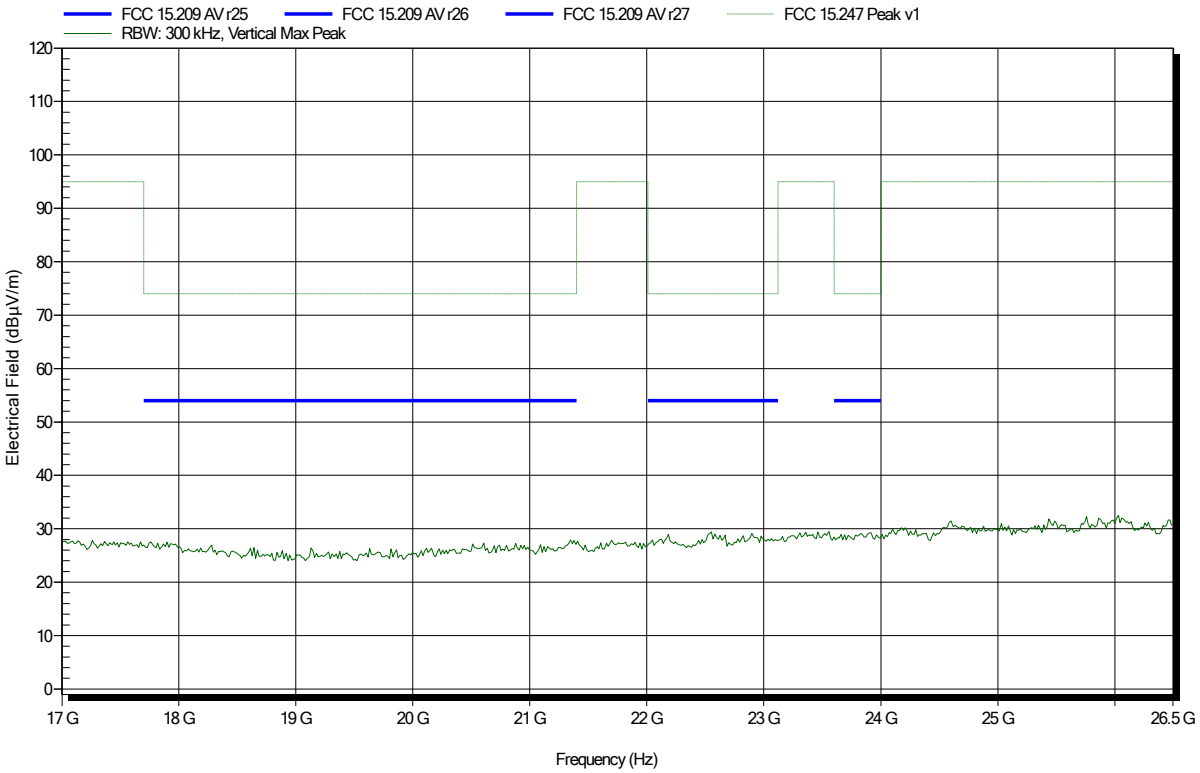

Spurious emissions according to FCC 15.247

Project number:	G0M-1810-7800
Applicant:	Grässlin GmbH
EUT Name:	1-Channel 230VAC Timer Switch with integrated BLE-Module
Model:	talento smart B10
Test Site:	Eurofins Product Service GmbH
Operator:	Abdullah Al Jamal
Test Conditions:	Tnom: 23.8°C, Vnom: 120 VAC
Antenna:	Rohde & Schwarz HK 116, Horizontal
Measurement distance:	3 m
Mode:	TX; LE; 2480 MHz
Test Date:	2018-11-15
Note:	

Index 15

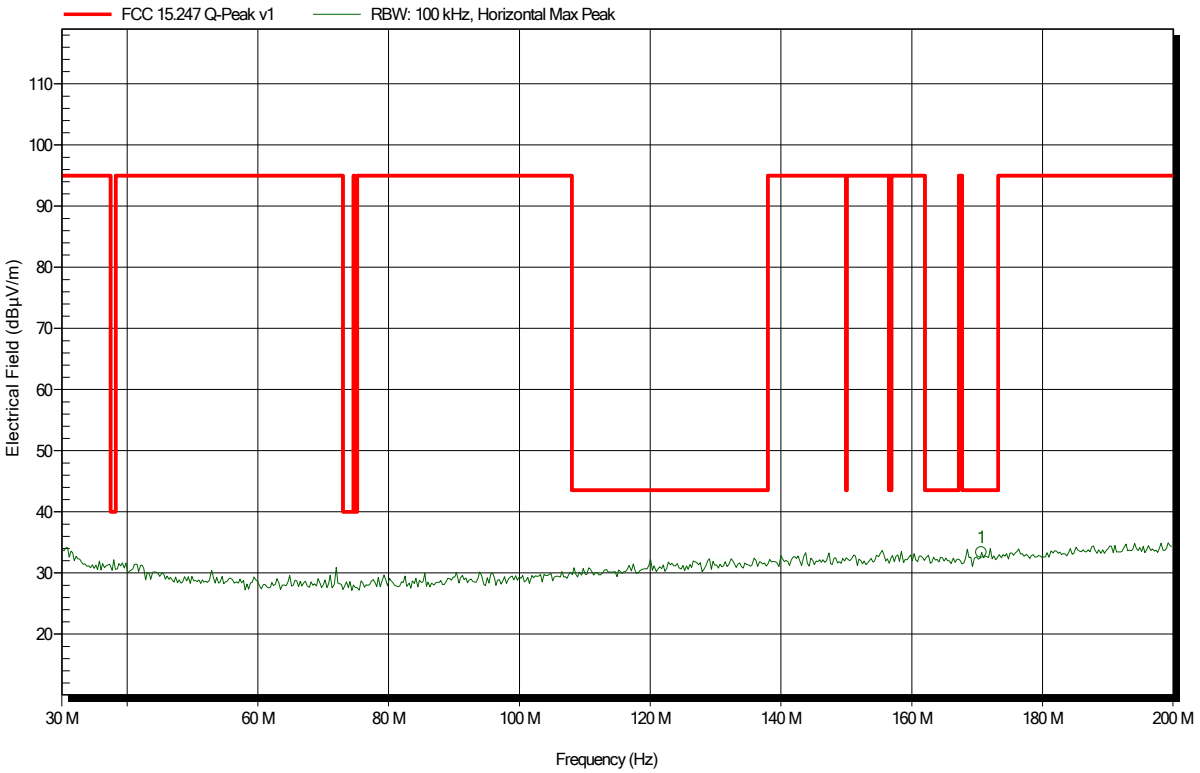

Frequency	Peak	Peak Limit	Peak Difference	Peak Status
170.624 MHz	33.36 dBµV/m	43.52 dBµV/m	-10.16 dB	Pass

Spurious emissions according to FCC 15.247

Project number:	G0M-1810-7800
Applicant:	Grässlin GmbH
EUT Name:	1-Channel 230VAC Timer Switch with integrated BLE-Module
Model:	talento smart B10
Test Site:	Eurofins Product Service GmbH
Operator:	Abdullah Al Jamal
Test Conditions:	Tnom: 23.8°C, Vnom: 120 VAC
Antenna:	Rohde & Schwarz HK 116, Vertical
Measurement distance:	3 m
Mode:	TX; LE; 2480 MHz
Test Date:	2018-11-15
Note:	

Index 16

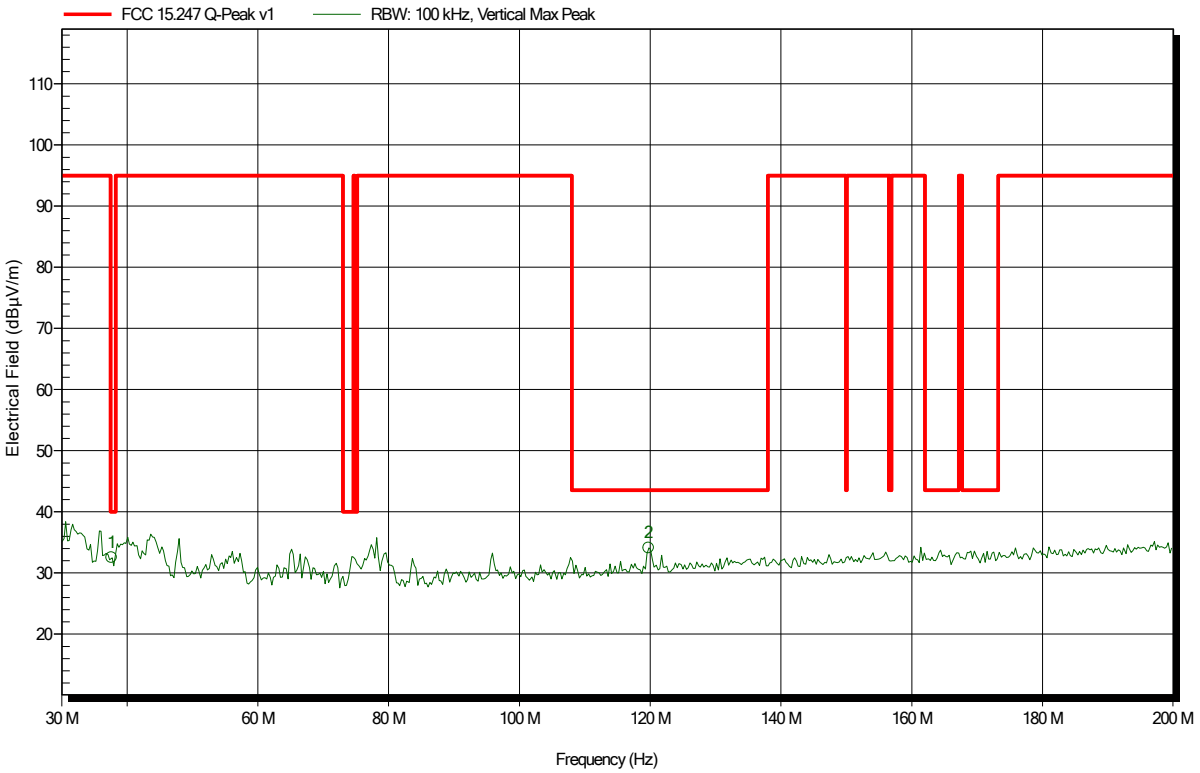

Frequency	Peak	Peak Limit	Peak Difference	Peak Status
119.76 MHz	34.11 dBµV/m	43.52 dBµV/m	-9.41 dB	Pass
37.616 MHz	32.52 dBµV/m	40 dBµV/m	-7.48 dB	Pass

Spurious emissions according to FCC 15.247

Project number:	G0M-1810-7800
Applicant:	Grässlin GmbH
EUT Name:	1-Channel 230VAC Timer Switch with integrated BLE-Module
Model:	talento smart B10
Test Site:	Eurofins Product Service GmbH
Operator:	Abdullah Al Jamal
Test Conditions:	Tnom: 23.9°C, Vnom: 120 VAC
Antenna:	Rohde & Schwarz HL 223, Horizontal
Measurement distance:	3 m
Mode:	TX; LE; 2480 MHz
Test Date:	2018-11-15
Note:	

Index 3

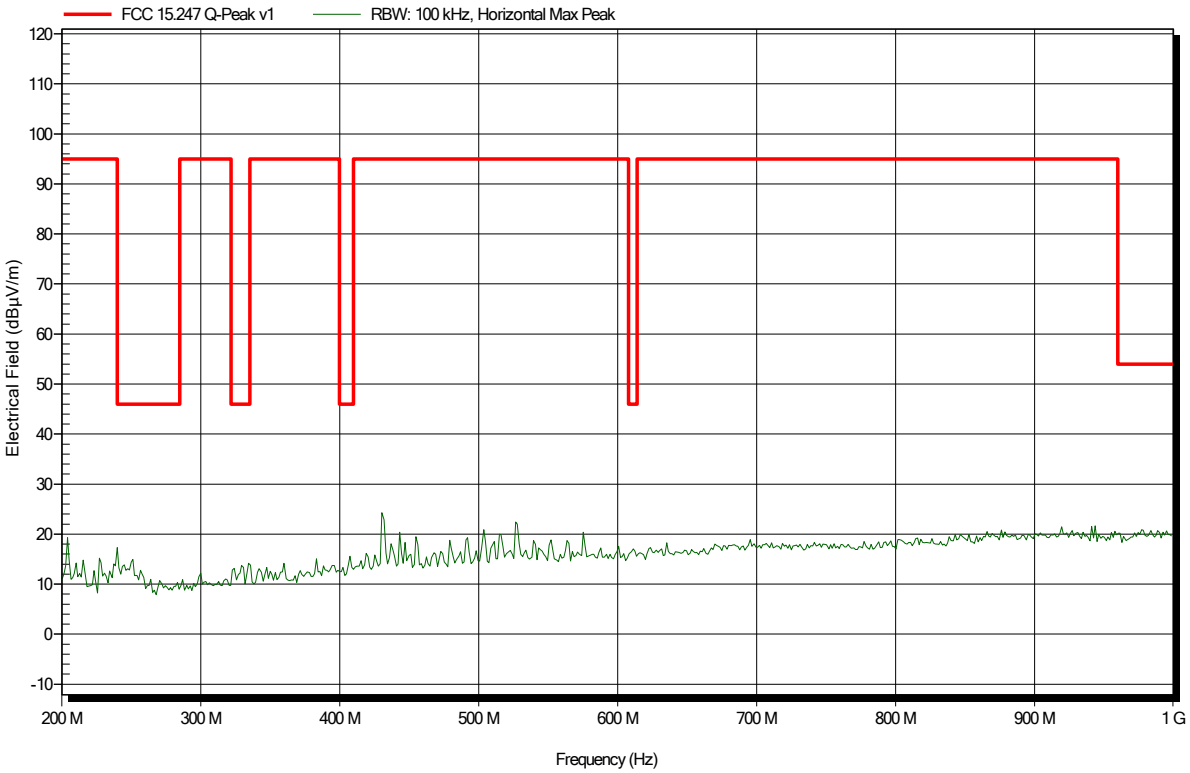

Spurious emissions according to FCC 15.247

Project number:	G0M-1810-7800
Applicant:	Grässlin GmbH
EUT Name:	1-Channel 230VAC Timer Switch with integrated BLE-Module
Model:	talento smart B10
Test Site:	Eurofins Product Service GmbH
Operator:	Abdullah Al Jamal
Test Conditions:	Tnom: 23.9°C, Vnom: 120 VAC
Antenna:	Rohde & Schwarz HL 223, Vertical
Measurement distance:	3 m
Mode:	TX; LE; 2480 MHz
Test Date:	2018-11-15
Note:	

Index 4

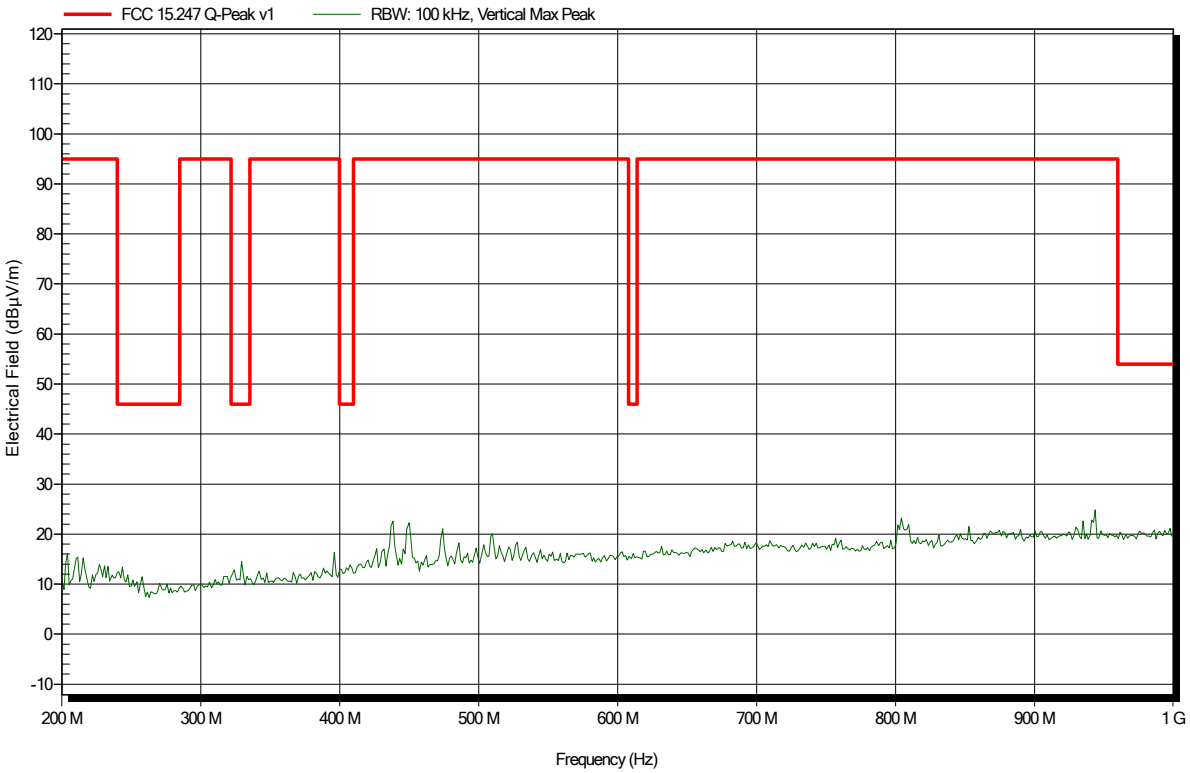

Spurious emissions according to FCC 15.247

Project number:	G0M-1810-7800
Applicant:	Grässlin GmbH
EUT Name:	1-Channel 230VAC Timer Switch with integrated BLE-Module
Model:	talento smart B10
Test Site:	Eurofins Product Service GmbH
Operator:	Abdullah Al Jamal
Test Conditions:	Tnom: 23.8°C, Vnom: 120 VAC
Antenna:	Schwarzbeck BBHA 9120D, Horizontal
Measurement distance:	1 m converted to 3m
Mode:	TX; LE; 2480 MHz
Test Date:	2018-11-15
Note:	

Index 21

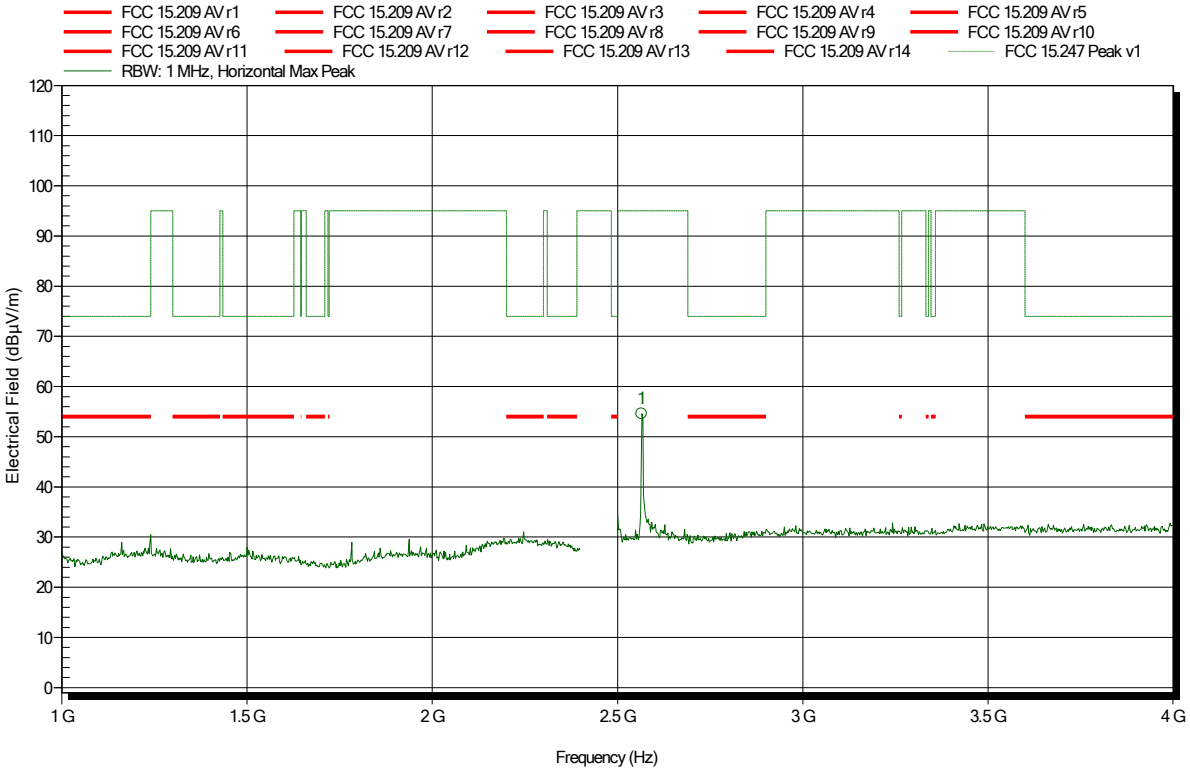

Frequency	Peak	Peak Limit	Peak Difference	Peak Status
2.565 GHz	54.61 dBµV/m	95 dBµV/m	-40.39 dB	Pass

Spurious emissions according to FCC 15.247

Project number:	G0M-1810-7800
Applicant:	Grässlin GmbH
EUT Name:	1-Channel 230VAC Timer Switch with integrated BLE-Module
Model:	talento smart B10
Test Site:	Eurofins Product Service GmbH
Operator:	Abdullah Al Jamal
Test Conditions:	Tnom: 23°C, Vnom: 120 VAC
Antenna:	Schwarzbeck BBHA 9120D, Vertical
Measurement distance:	1 m converted to 3m
Mode:	TX; LE; 2480 MHz
Test Date:	2018-11-16
Note:	

Index 34

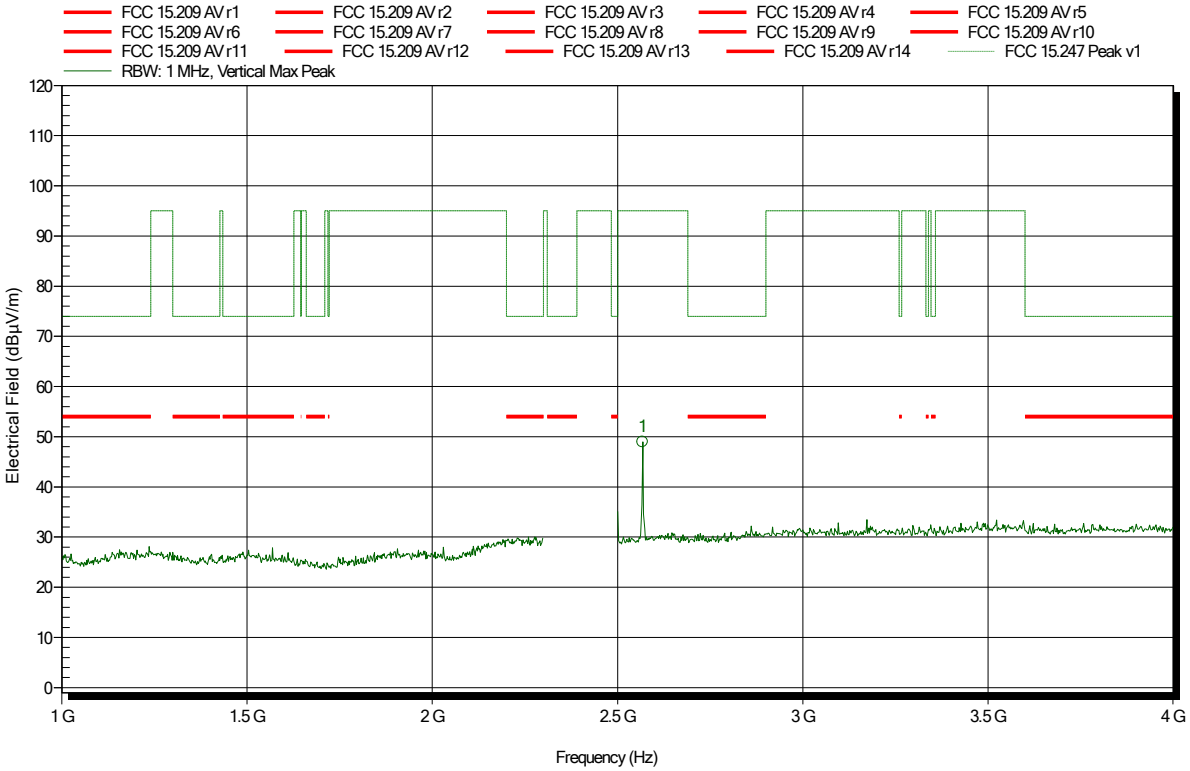

Frequency	Peak	Peak Limit	Peak Difference	Peak Status
2.567 GHz	48.97 dBµV/m	95 dBµV/m	-46.03 dB	Pass

Spurious emissions according to FCC 15.247

Project number:	G0M-1810-7800
Applicant:	Grässlin GmbH
EUT Name:	1-Channel 230VAC Timer Switch with integrated BLE-Module
Model:	talento smart B10
Test Site:	Eurofins Product Service GmbH
Operator:	Abdullah Al Jamal
Test Conditions:	Tnom: 22.8°C, Vnom: 120 VAC
Antenna:	Schwarzbeck BBHA 9120D, Horizontal
Measurement distance:	1 m converted to 3m
Mode:	TX; LE; 2480 MHz
Test Date:	2018-11-16
Note:	upper bandedge

Index 27

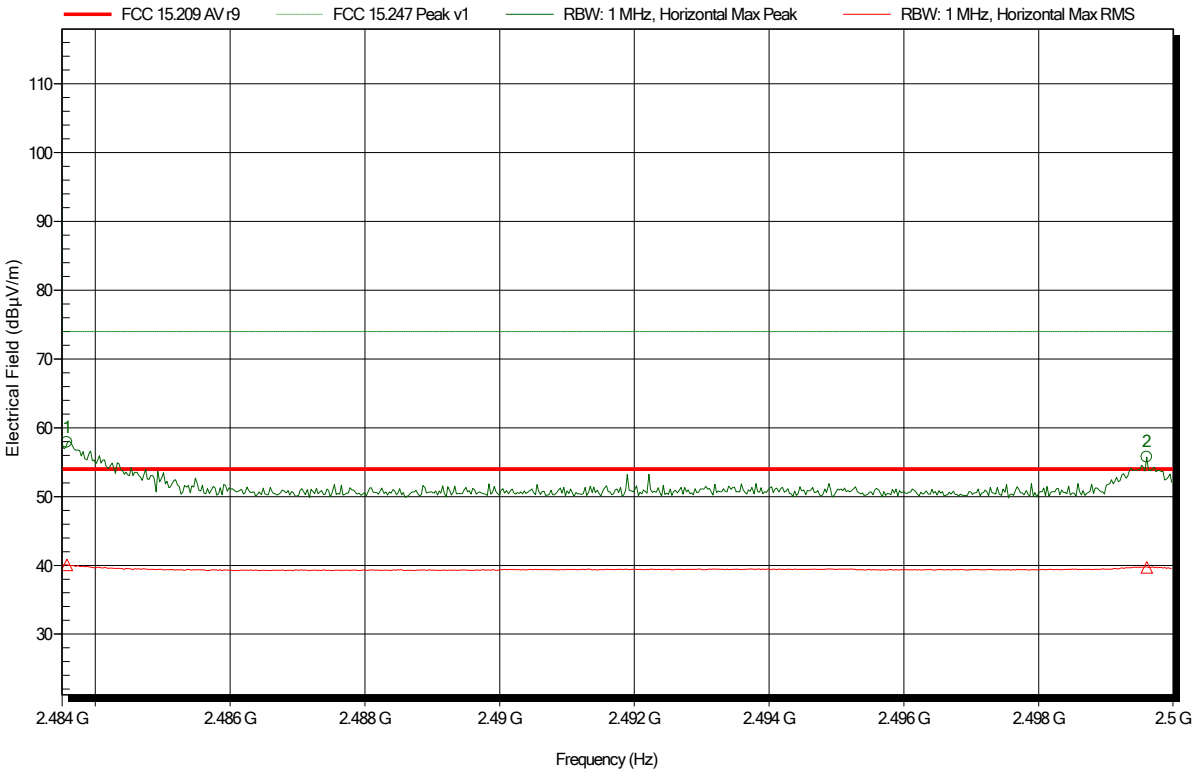

Frequency	Peak	Peak Limit	Peak Difference	Peak Status
2.4836 GHz	57.9 dBµV/m	74 dBµV/m	-16.1 dB	Pass
2.4996 GHz	55.74 dBµV/m	74 dBµV/m	-18.26 dB	Pass

Frequency	RMS	RMS Limit	RMS Difference	RMS Status
2.4836 GHz	40.05 dBµV/m	54 dBµV/m	-13.95 dB	Pass
2.4996 GHz	39.71 dBµV/m	54 dBµV/m	-14.29 dB	Pass

Spurious emissions according to FCC 15.247

Project number:	G0M-1810-7800
Applicant:	Grässlin GmbH
EUT Name:	1-Channel 230VAC Timer Switch with integrated BLE-Module
Model:	talento smart B10
Test Site:	Eurofins Product Service GmbH
Operator:	Abdullah Al Jamal
Test Conditions:	Tnom: 22.8°C, Vnom: 120 VAC
Antenna:	Schwarzbeck BBHA 9120D, Vertical
Measurement distance:	1 m converted to 3m
Mode:	TX; LE; 2480 MHz
Test Date:	2018-11-16
Note:	upper bandedge

Index 30

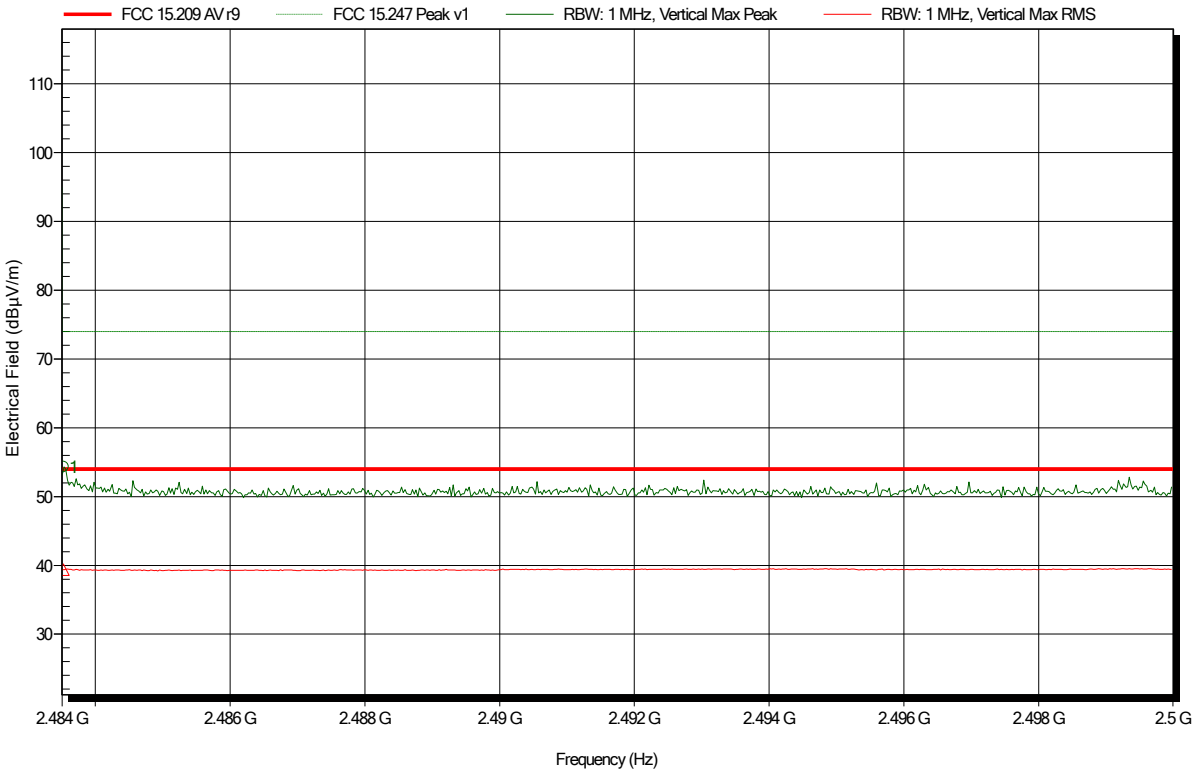

Frequency	Peak	Peak Limit	Peak Difference	Peak Status
2.4835 GHz	54.29 dBµV/m	74 dBµV/m	-19.71 dB	Pass

Frequency	RMS	RMS Limit	RMS Difference	RMS Status
2.4835 GHz	39.37 dBµV/m	54 dBµV/m	-14.63 dB	Pass

Spurious emissions according to FCC 15.247

Project number:	G0M-1810-7800
Applicant:	Grässlin GmbH
EUT Name:	1-Channel 230VAC Timer Switch with integrated BLE-Module
Model:	talento smart B10
Test Site:	Eurofins Product Service GmbH
Operator:	Abdullah Al Jamal
Test Conditions:	Tnom: 22.8°C, Vnom: 120 VAC
Antenna:	Schwarzbeck BBHA 9120D, Horizontal
Measurement distance:	1 m converted to 3m
Mode:	TX; LE; 2480 MHz
Test Date:	2018-11-16
Note:	

Index 28

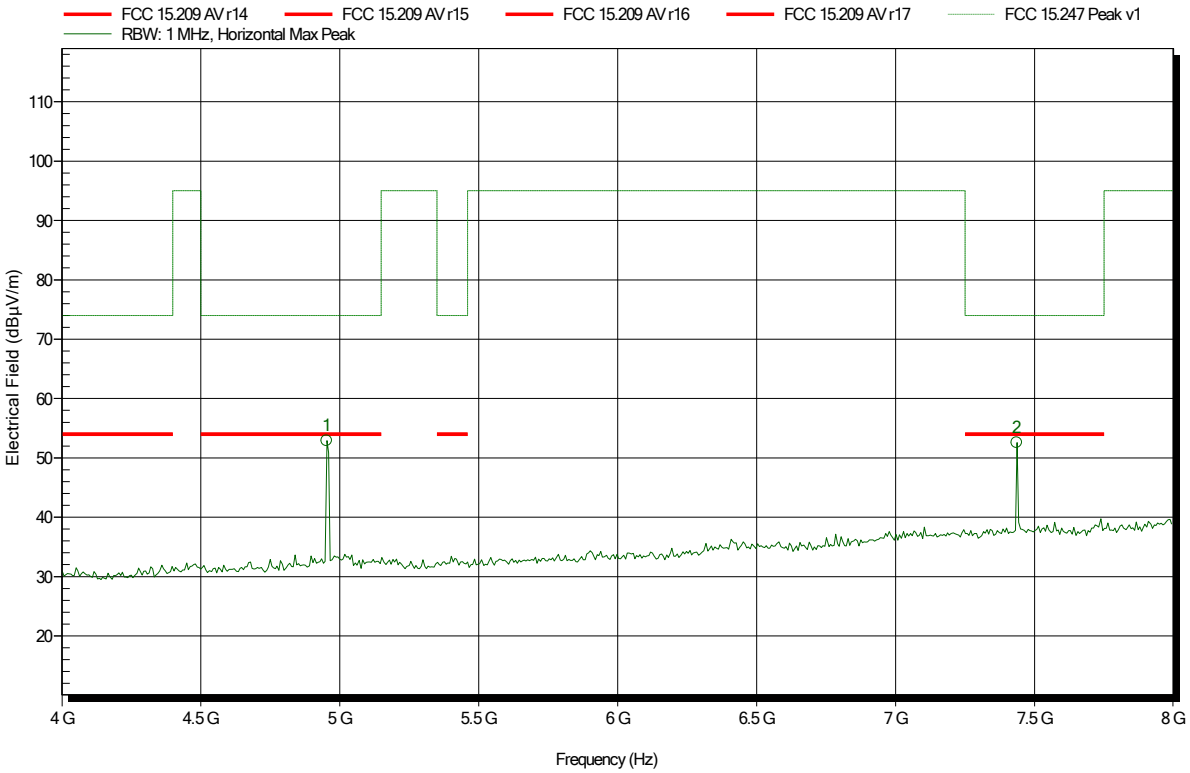

Frequency	Peak	Peak Limit	Peak Difference	Peak Status
4.954 GHz	52.9 dBµV/m	74 dBµV/m	-21.1 dB	Pass
7.437 GHz	52.57 dBµV/m	74 dBµV/m	-21.43 dB	Pass

Spurious emissions according to FCC 15.247

Project number:	G0M-1810-7800
Applicant:	Grässlin GmbH
EUT Name:	1-Channel 230VAC Timer Switch with integrated BLE-Module
Model:	talento smart B10
Test Site:	Eurofins Product Service GmbH
Operator:	Abdullah Al Jamal
Test Conditions:	Tnom: 22.8°C, Vnom: 120 VAC
Antenna:	Schwarzbeck BBHA 9120D, Vertical
Measurement distance:	1 m converted to 3m
Mode:	TX; LE; 2480 MHz
Test Date:	2018-11-16
Note:	

Index 31

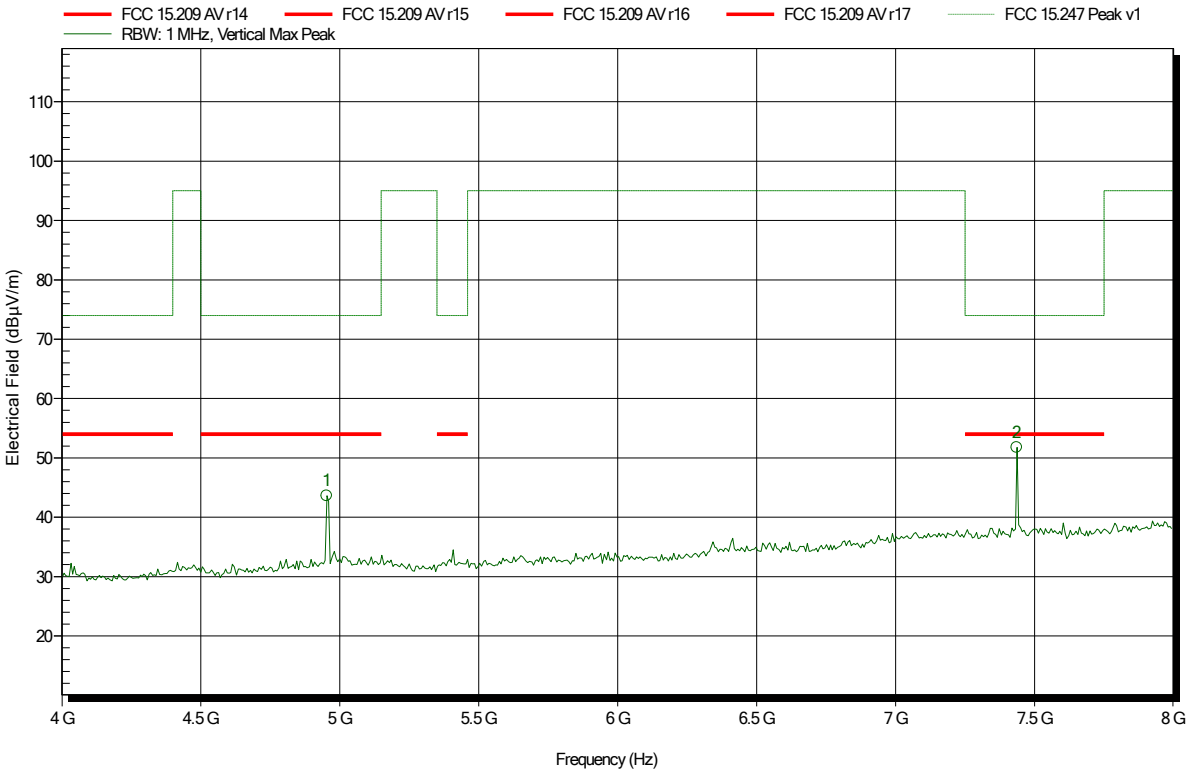

Frequency	Peak	Peak Limit	Peak Difference	Peak Status
4.954 GHz	43.62 dBµV/m	74 dBµV/m	-30.38 dB	Pass
7.437 GHz	51.78 dBµV/m	74 dBµV/m	-22.22 dB	Pass

Spurious emissions according to FCC 15.247

Project number:	G0M-1810-7800
Applicant:	Grässlin GmbH
EUT Name:	1-Channel 230VAC Timer Switch with integrated BLE-Module
Model:	talento smart B10
Test Site:	Eurofins Product Service GmbH
Operator:	Abdullah Al Jamal
Test Conditions:	Tnom: 22.8°C, Vnom: 120 VAC
Antenna:	Schwarzbeck BBHA 9120D, Horizontal
Measurement distance:	1 m converted to 3m
Mode:	TX; LE; 2480 MHz
Test Date:	2018-11-16
Note:	

Index 29

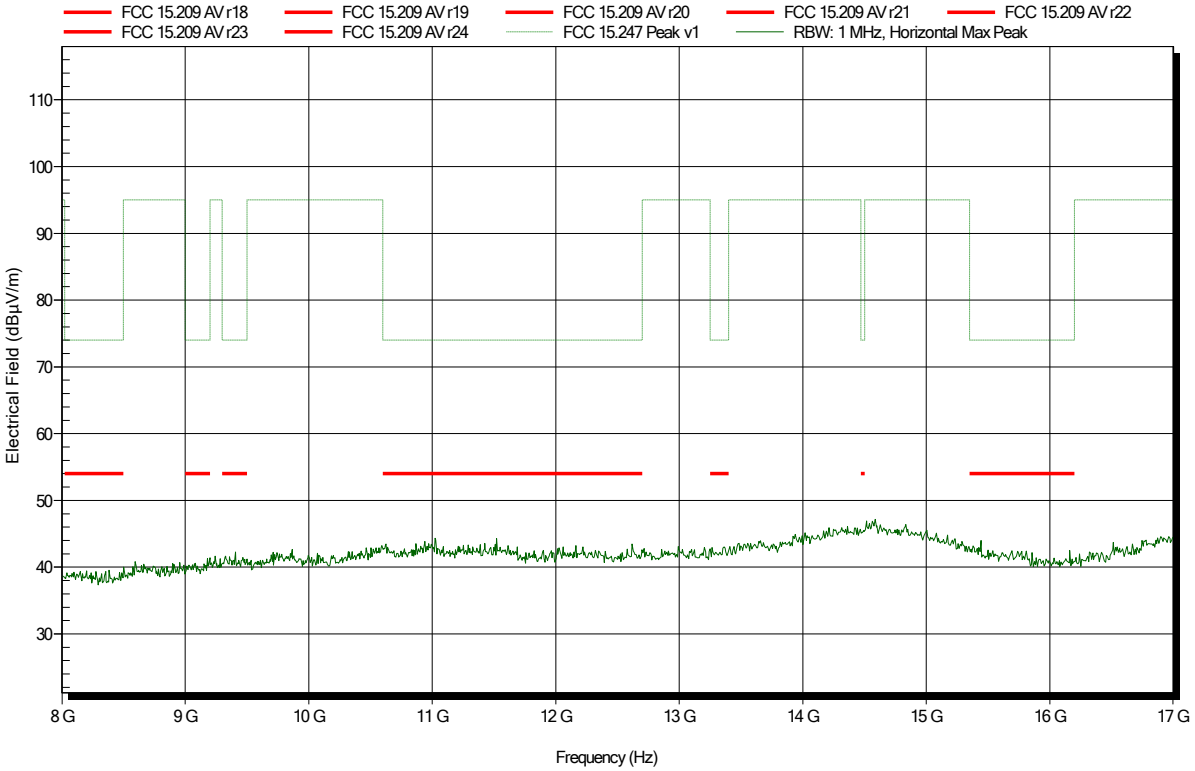

Spurious emissions according to FCC 15.247

Project number:	G0M-1810-7800
Applicant:	Grässlin GmbH
EUT Name:	1-Channel 230VAC Timer Switch with integrated BLE-Module
Model:	talento smart B10
Test Site:	Eurofins Product Service GmbH
Operator:	Abdullah Al Jamal
Test Conditions:	Tnom: 23°C, Vnom: 120 VAC
Antenna:	Schwarzbeck BBHA 9120D, Vertical
Measurement distance:	1 m converted to 3m
Mode:	TX; LE; 2480 MHz
Test Date:	2018-11-16
Note:	

Index 33

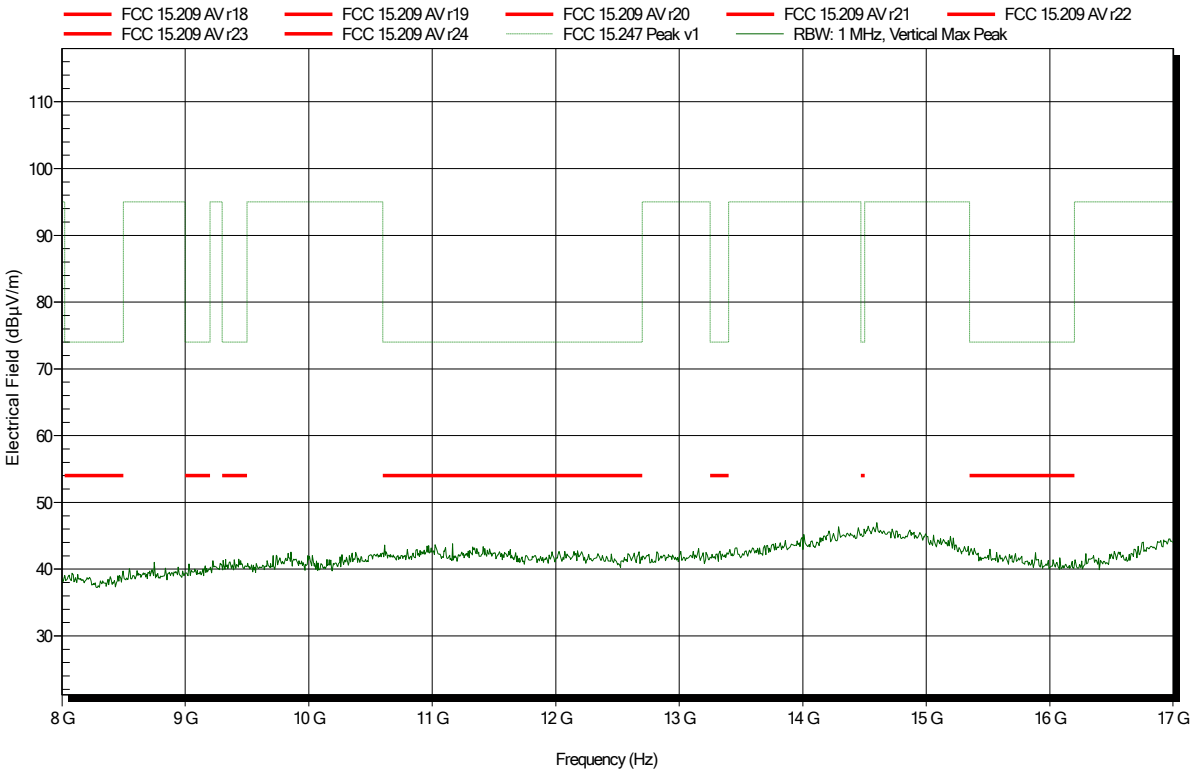

Spurious emissions according to FCC 15.247

Project number:	G0M-1810-7800
Applicant:	Grässlin GmbH
EUT Name:	1-Channel 230VAC Timer Switch with integrated BLE-Module
Model:	talento smart B10
Test Site:	Eurofins Product Service GmbH
Operator:	Abdullah Al Jamal
Test Conditions:	Tnom: 23°C, Vnom: 120 VAC
Antenna:	Amplifier Research AT 4560 (old name) / ATH18G40 (new name), Horizontal
Measurement distance:	1 m converted to 3m
Mode:	TX; LE; 2480 MHz
Test Date:	2018-11-16
Note:	

Index 44

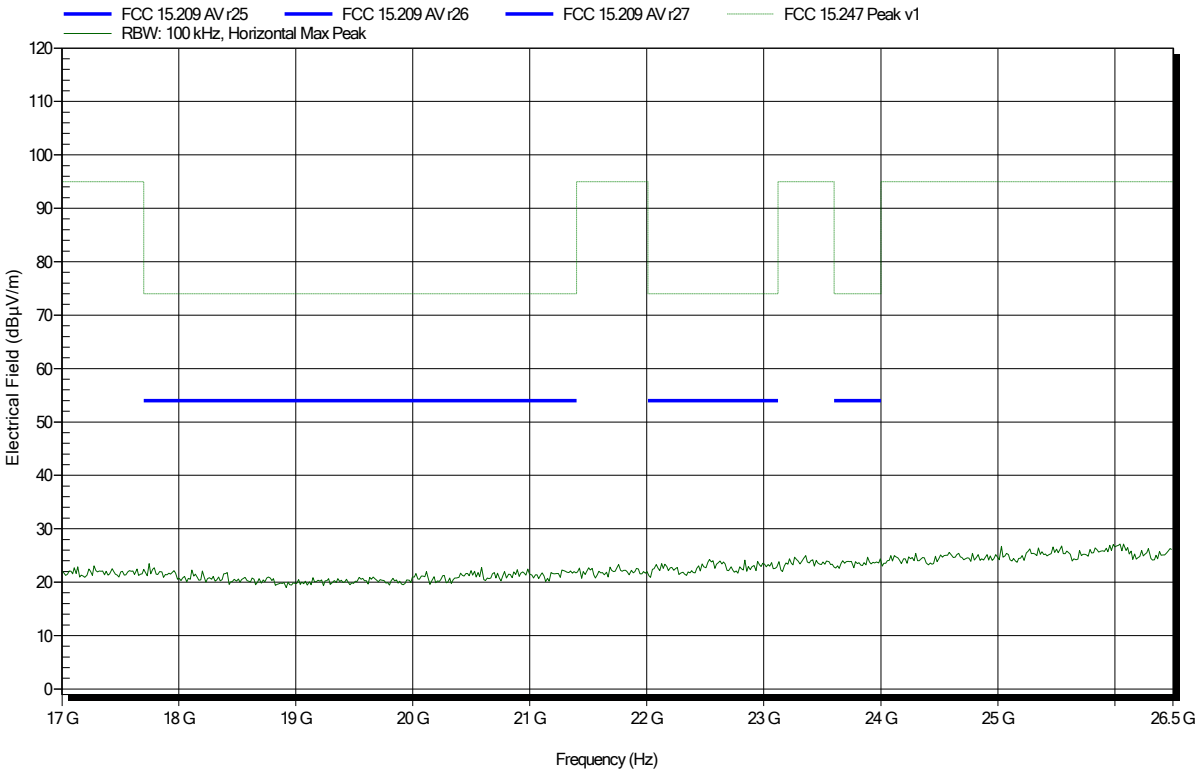

Spurious emissions according to FCC 15.247

Project number:	G0M-1810-7800
Applicant:	Grässlin GmbH
EUT Name:	1-Channel 230VAC Timer Switch with integrated BLE-Module
Model:	talento smart B10
Test Site:	Eurofins Product Service GmbH
Operator:	Abdullah Al Jamal
Test Conditions:	Tnom: 23°C, Vnom: 120 VAC
Antenna:	Amplifier Research AT 4560 (old name) / ATH18G40 (new name), Vertical
Measurement distance:	1 m converted to 3m
Mode:	TX; LE; 2480 MHz
Test Date:	2018-11-16
Note:	

Index 45

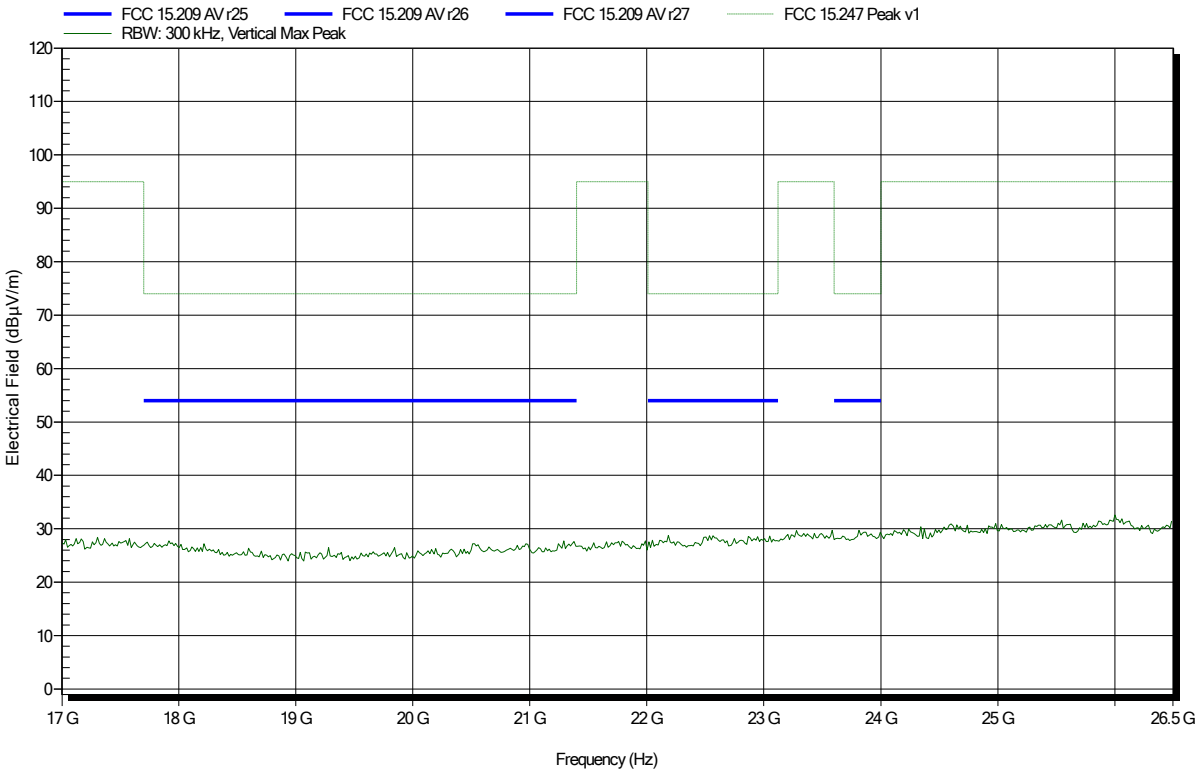

ANNEX B Receiver spurious emissions

Spurious emissions according to ISED RSS-Gen Issue 5 (April 2018)

Project number:	G0M-1810-7800
Applicant:	Grässlin GmbH
EUT Name:	1-Channel 230VAC Timer Switch with integrated BLE-Module
Model:	talento smart B10
Test Site:	Eurofins Product Service GmbH
Operator:	Abdullah Al Jamal
Test Conditions:	Tnom: 23.9°C, Vnom: 120 VAC
Antenna:	Rohde & Schwarz HL 223, Horizontal
Measurement distance:	3 m
Mode:	RX; LE; 2440 MHz
Test Date:	2018-11-15
Note:	

Index 2

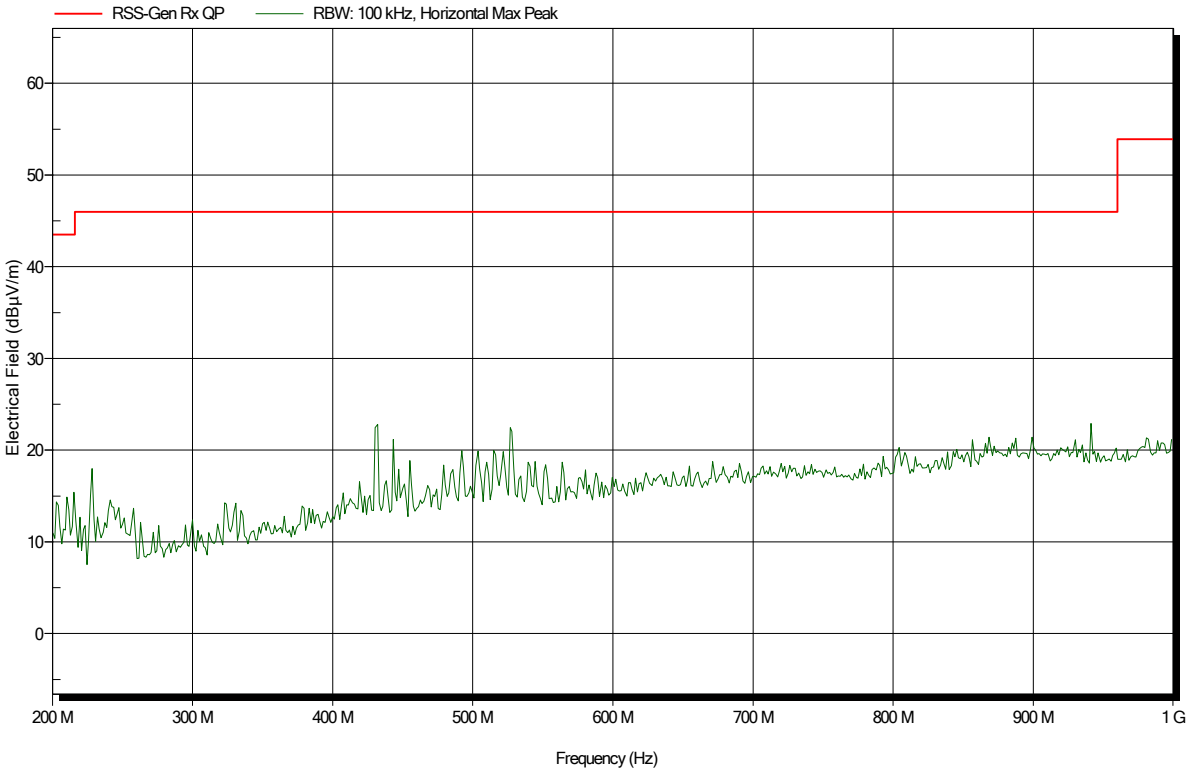

Spurious emissions according to ISED RSS-Gen Issue 5 (April 2018)

Project number:	G0M-1810-7800
Applicant:	Grässlin GmbH
EUT Name:	1-Channel 230VAC Timer Switch with integrated BLE-Module
Model:	talento smart B10
Test Site:	Eurofins Product Service GmbH
Operator:	Abdullah Al Jamal
Test Conditions:	Tnom: 23.9°C, Vnom: 120 VAC
Antenna:	Rohde & Schwarz HL 223, Vertical
Measurement distance:	3 m
Mode:	RX; LE; 2440 MHz
Test Date:	2018-11-15
Note:	

Index 1

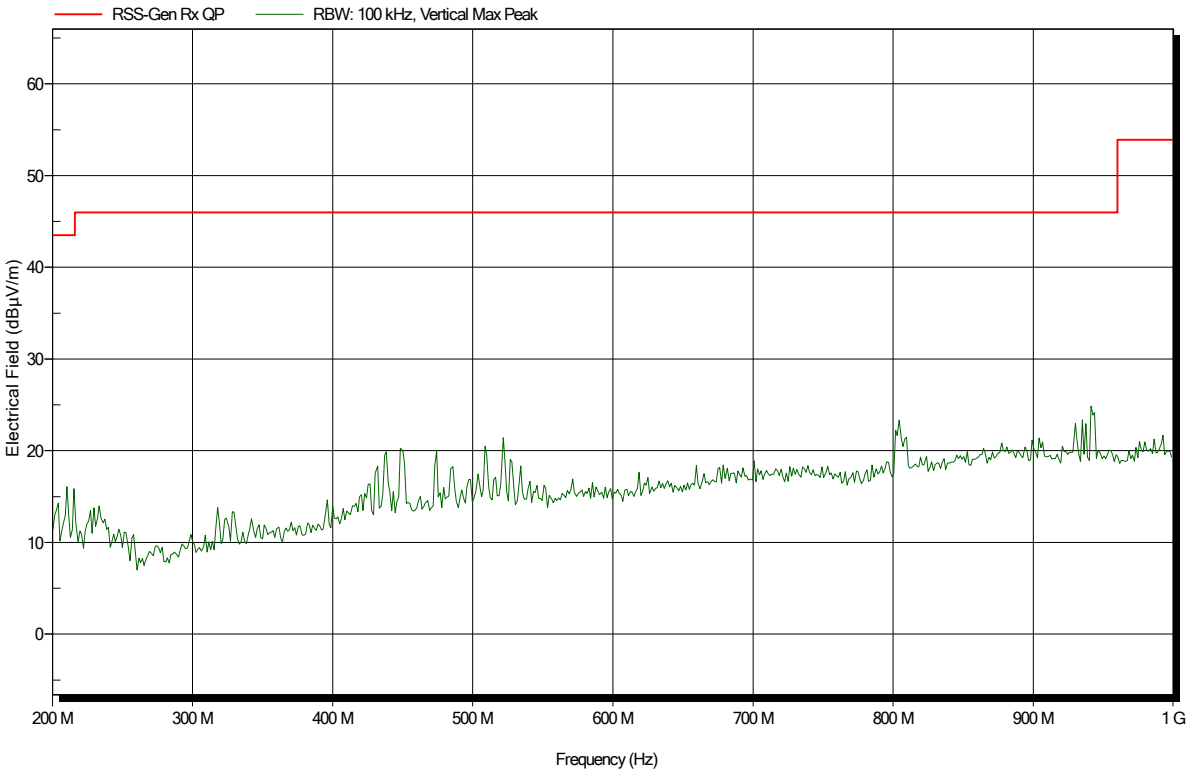

Spurious emissions according to ISED RSS-Gen Issue 5 (April 2018)

Project number:	G0M-1810-7800
Applicant:	Grässlin GmbH
EUT Name:	1-Channel 230VAC Timer Switch with integrated BLE-Module
Model:	talento smart B10
Test Site:	Eurofins Product Service GmbH
Operator:	Abdullah Al Jamal
Test Conditions:	Tnom: 23.9°C, Vnom: 120 VAC
Antenna:	Rohde & Schwarz HK 116, Vertical
Measurement distance:	3 m
Mode:	RX; LE; 2440 MHz
Test Date:	2018-11-15
Note:	

Index 4

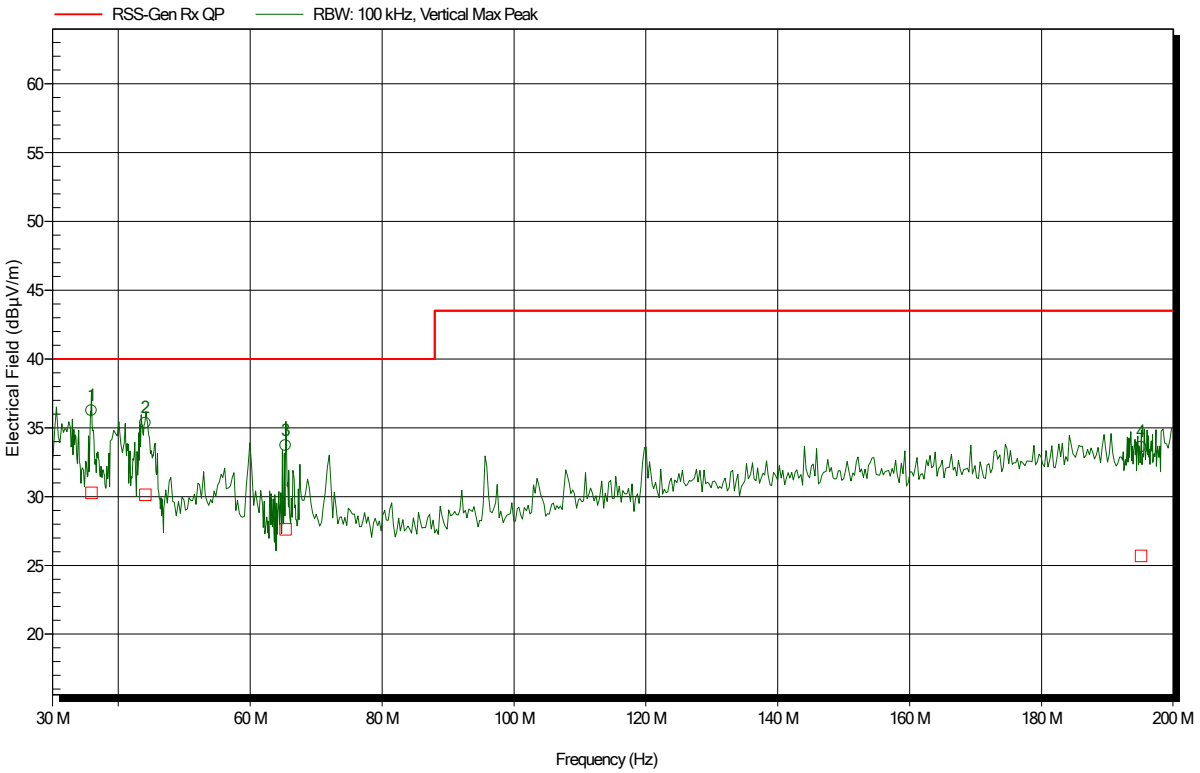

Frequency	Peak	Peak Limit	Peak Difference	Status	Angle	Height
195.104 MHz	33.59 dBµV/m	43.5 dBµV/m	-9.91 dB	Pass	-39 Degree	1.2 m
35.913 MHz	36.26 dBµV/m	40 dBµV/m	-3.74 dB	Pass	291 Degree	1.2 m
44.097 MHz	35.35 dBµV/m	40 dBµV/m	-4.65 dB	Pass	236 Degree	1.2 m
65.361 MHz	33.71 dBµV/m	40 dBµV/m	-6.29 dB	Pass	71 Degree	1.2 m

Frequency	Quasi-Peak	Quasi-Peak Limit	Quasi-Peak Difference	Quasi-Peak Status	Angle	Height
195.104 MHz	25.69 dBµV/m	43.5 dBµV/m	-17.81 dB	Pass	-39 Degree	1.2 m
35.913 MHz	30.28 dBµV/m	40 dBµV/m	-9.72 dB	Pass	291 Degree	1.2 m
44.097 MHz	30.13 dBµV/m	40 dBµV/m	-9.87 dB	Pass	236 Degree	1.2 m
65.361 MHz	27.61 dBµV/m	40 dBµV/m	-12.39 dB	Pass	71 Degree	1.2 m

Spurious emissions according to ISED RSS-Gen Issue 5 (April 2018)

Project number:	G0M-1810-7800
Applicant:	Grässlin GmbH
EUT Name:	1-Channel 230VAC Timer Switch with integrated BLE-Module
Model:	talento smart B10
Test Site:	Eurofins Product Service GmbH
Operator:	Abdullah Al Jamal
Test Conditions:	Tnom: 23.9°C, Vnom: 120 VAC
Antenna:	Rohde & Schwarz HK 116, Horizontal
Measurement distance:	3 m
Mode:	RX; LE; 2440 MHz
Test Date:	2018-11-15
Note:	

Index 3

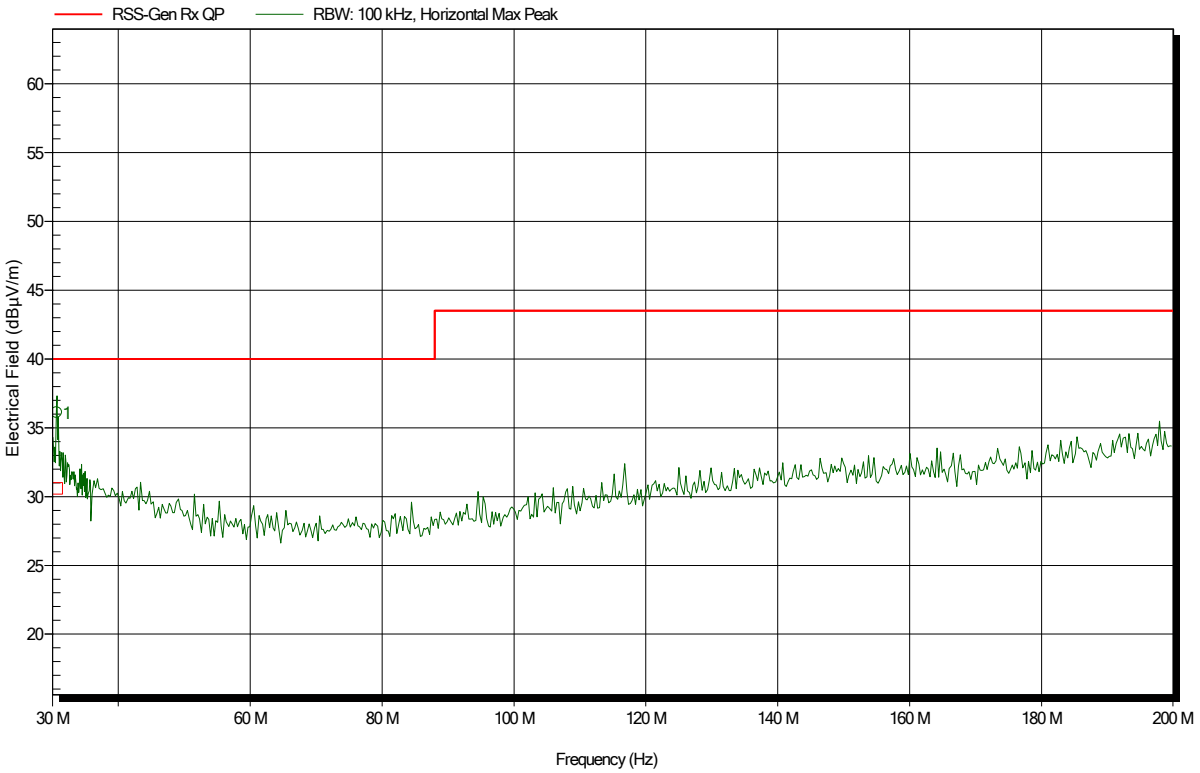

Frequency	Peak	Peak Limit	Peak Difference	Status	Angle	Height
30.655 MHz	36.11 dBµV/m	40 dBµV/m	-3.89 dB	Pass	358 Degree	1.2 m

Frequency	Quasi-Peak	Quasi-Peak Limit	Quasi-Peak Difference	Quasi-Peak Status	Angle	Height
30.655 MHz	30.61 dBµV/m	40 dBµV/m	-9.39 dB	Pass	358 Degree	1.2 m

Spurious emissions according to ISED RSS-Gen Issue 5 (April 2018)

Project number:	G0M-1810-7800
Applicant:	Grässlin GmbH
EUT Name:	1-Channel 230VAC Timer Switch with integrated BLE-Module
Model:	talento smart B10
Test Site:	Eurofins Product Service GmbH
Operator:	Abdullah Al Jamal
Test Conditions:	Tnom: 23.1°C, Vnom: 120 VAC
Antenna:	Schwarzbeck BBHA 9120D, Horizontal
Measurement distance:	3 m
Mode:	RX; LE; 2440 MHz
Test Date:	2018-11-16
Note:	

Index 12

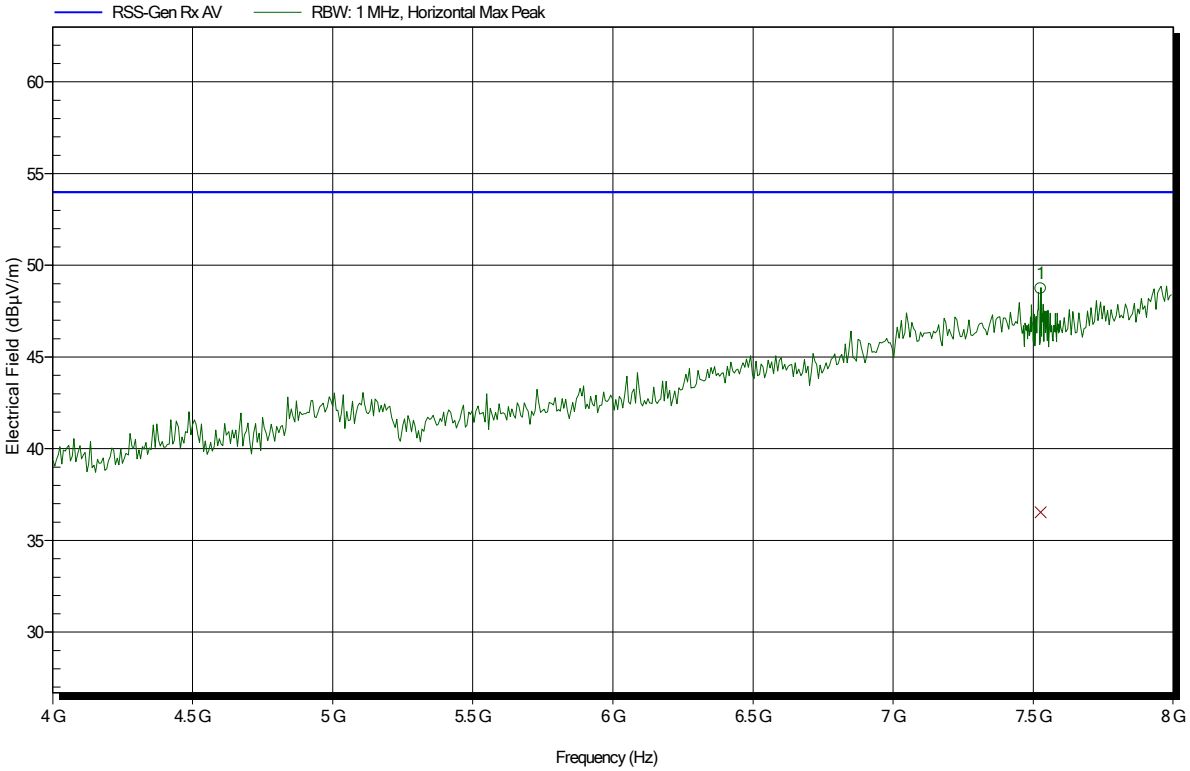

Frequency	Peak	Peak Limit	Peak Difference	Peak Status
7.526 GHz	48.74 dBµV/m	53.98 dBµV/m	-5.24 dB	Pass

Frequency	Average	Average Limit	Average Difference	Average Status
7.526 GHz	36.53 dBµV/m	53.98 dBµV/m	-17.45 dB	Pass

Spurious emissions according to ISED RSS-Gen Issue 5 (April 2018)

Project number:	G0M-1810-7800
Applicant:	Grässlin GmbH
EUT Name:	1-Channel 230VAC Timer Switch with integrated BLE-Module
Model:	talento smart B10
Test Site:	Eurofins Product Service GmbH
Operator:	Abdullah Al Jamal
Test Conditions:	Tnom: 23.1°C, Vnom: 120 VAC
Antenna:	Schwarzbeck BBHA 9120D, Horizontal
Measurement distance:	3 m
Mode:	RX; LE; 2440 MHz
Test Date:	2018-11-16
Note:	

Index 11

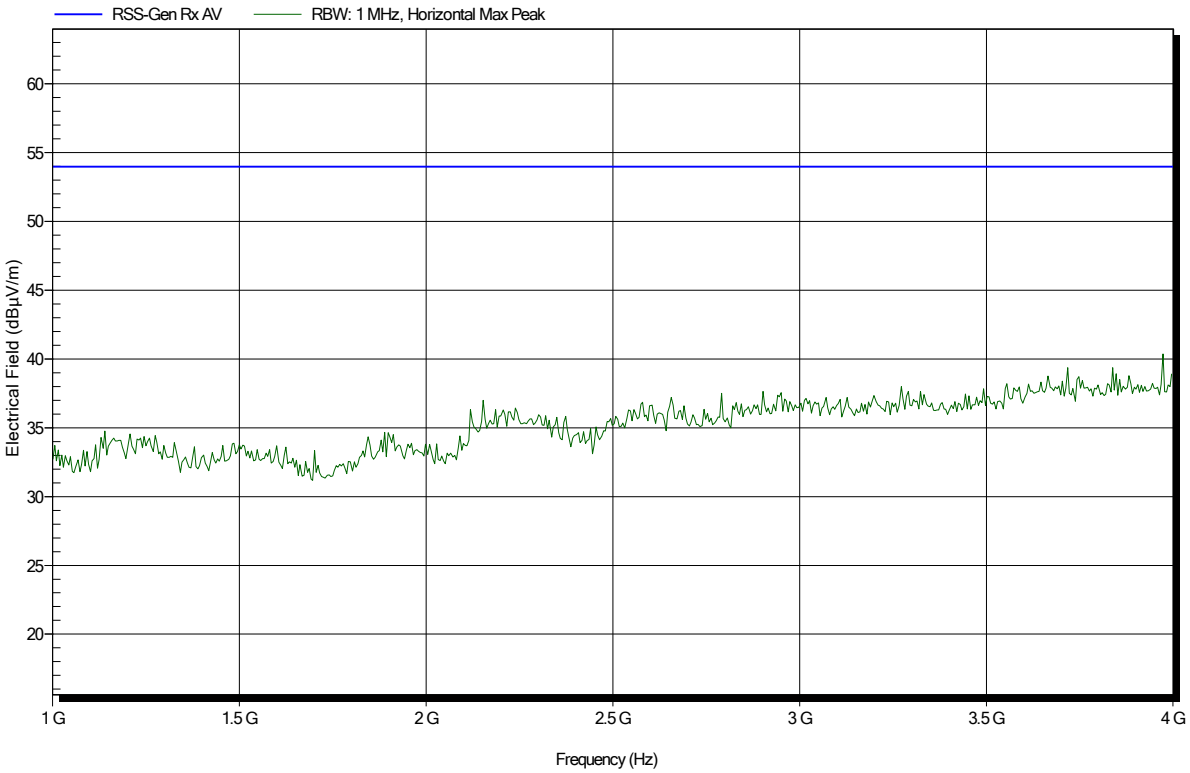

Spurious emissions according to ISED RSS-Gen Issue 5 (April 2018)

Project number:	G0M-1810-7800
Applicant:	Grässlin GmbH
EUT Name:	1-Channel 230VAC Timer Switch with integrated BLE-Module
Model:	talento smart B10
Test Site:	Eurofins Product Service GmbH
Operator:	Abdullah Al Jamal
Test Conditions:	Tnom: 23.1°C, Vnom: 120 VAC
Antenna:	Schwarzbeck BBHA 9120D, Vertical
Measurement distance:	3 m
Mode:	RX; LE; 2440 MHz
Test Date:	2018-11-16
Note:	

Index 10

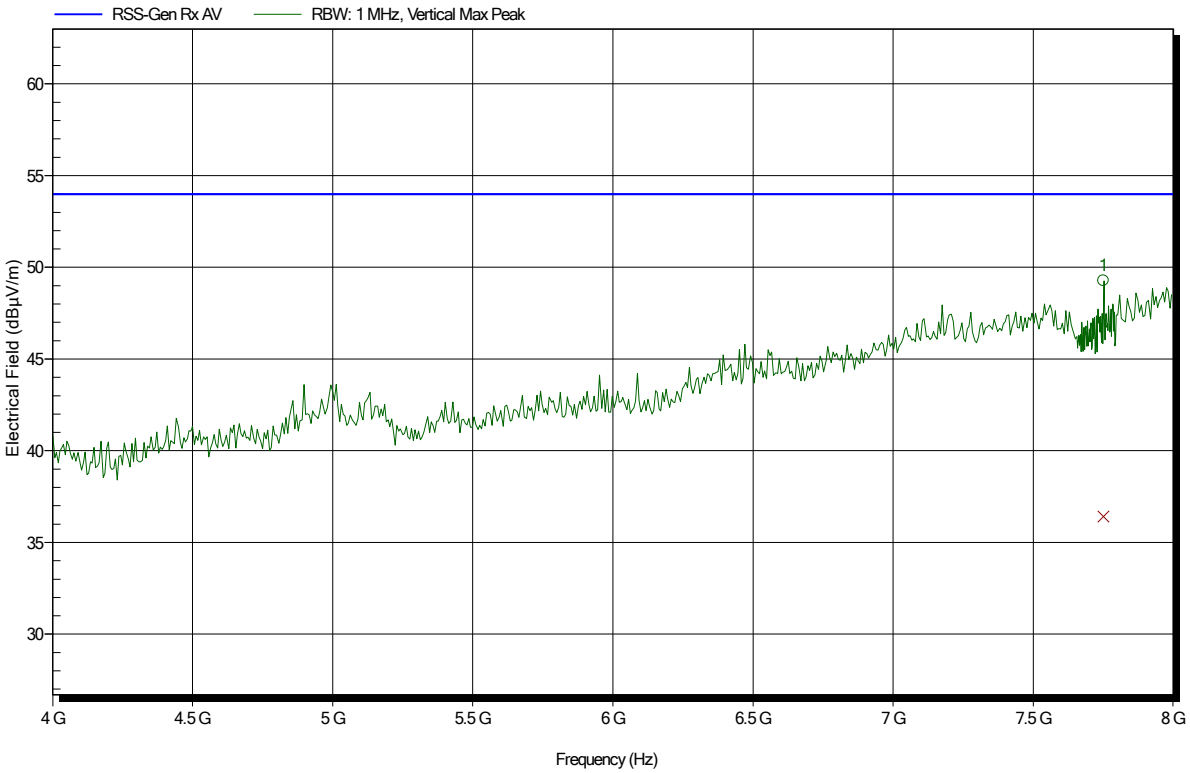

Frequency	Peak	Peak Limit	Peak Difference	Peak Status
7.751 GHz	49.27 dBµV/m	53.98 dBµV/m	-4.71 dB	Pass

Frequency	Average	Average Limit	Average Difference	Average Status
7.751 GHz	36.42 dBµV/m	53.98 dBµV/m	-17.56 dB	Pass

Spurious emissions according to ISED RSS-Gen Issue 5 (April 2018)

Project number:	G0M-1810-7800
Applicant:	Grässlin GmbH
EUT Name:	1-Channel 230VAC Timer Switch with integrated BLE-Module
Model:	talento smart B10
Test Site:	Eurofins Product Service GmbH
Operator:	Abdullah Al Jamal
Test Conditions:	Tnom: 23.1°C, Vnom: 120 VAC
Antenna:	Schwarzbeck BBHA 9120D, Vertical
Measurement distance:	3 m
Mode:	RX; LE; 2440 MHz
Test Date:	2018-11-16
Note:	

Index 9

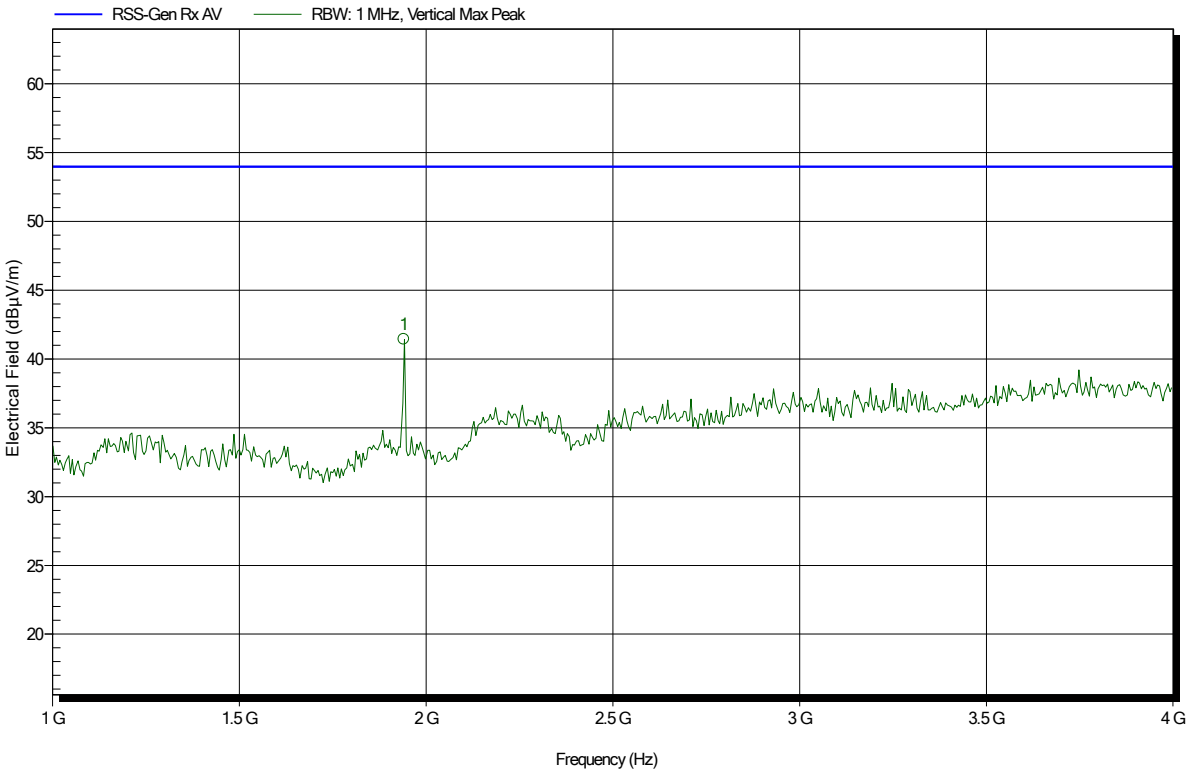

Frequency	Peak	Peak Limit	Peak Difference	Peak Status
1.941 GHz	41.43 dBµV/m	53.98 dBµV/m	-12.55 dB	Pass

Spurious emissions according to ISED RSS-Gen Issue 5 (April 2018)

Project number:	G0M-1810-7800
Applicant:	Grässlin GmbH
EUT Name:	1-Channel 230VAC Timer Switch with integrated BLE-Module
Model:	talento smart B10
Test Site:	Eurofins Product Service GmbH
Operator:	Abdullah Al Jamal
Test Conditions:	Tnom: 23.1°C, Vnom: 120 VAC
Antenna:	Schwarzbeck BBHA 9120D, Horizontal
Measurement distance:	1 m converted to 3m
Mode:	RX; LE; 2440 MHz
Test Date:	2018-11-16
Note:	

Index 15

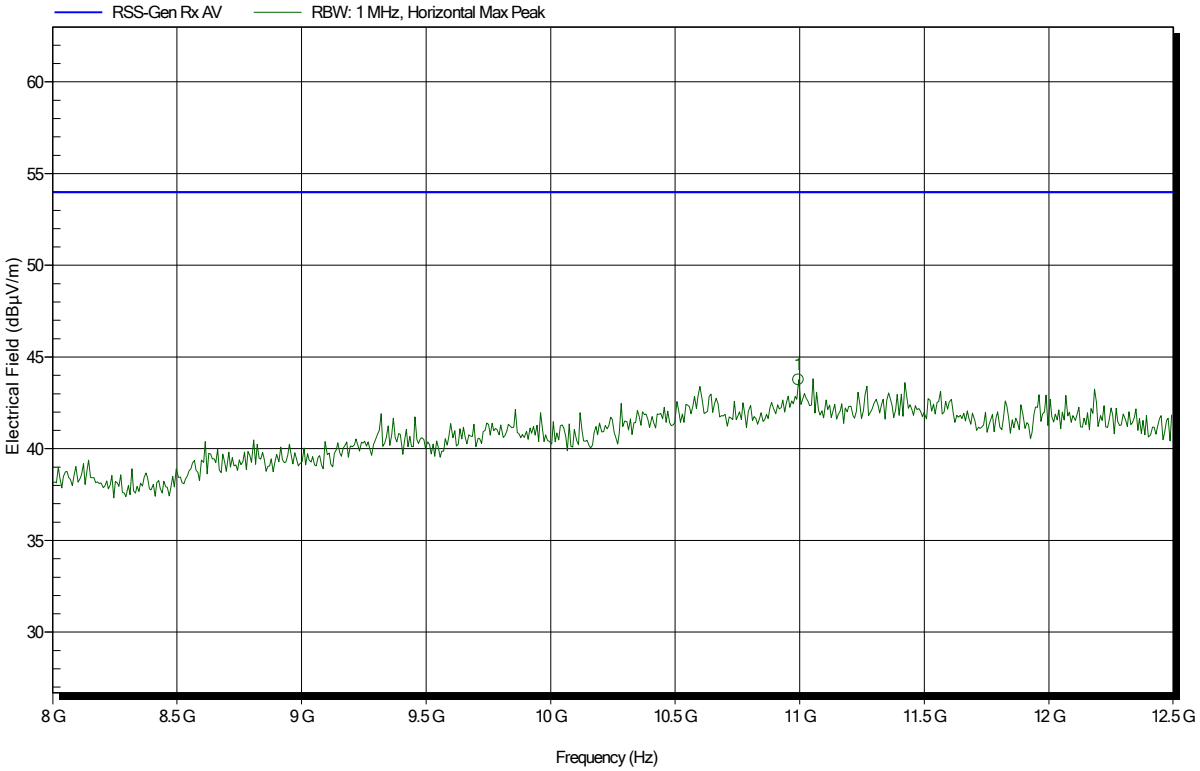

Frequency	Peak	Peak Limit	Peak Difference	Status
10.995 GHz	43.76 dBµV/m	53.98 dBµV/m	-10.22 dB	Pass

Spurious emissions according to ISED RSS-Gen Issue 5 (April 2018)

Project number:	G0M-1810-7800
Applicant:	Grässlin GmbH
EUT Name:	1-Channel 230VAC Timer Switch with integrated BLE-Module
Model:	talento smart B10
Test Site:	Eurofins Product Service GmbH
Operator:	Abdullah Al Jamal
Test Conditions:	Tnom: 23.1°C, Vnom: 120 VAC
Antenna:	Schwarzbeck BBHA 9120D, Horizontal
Measurement distance:	1 m converted to 3m
Mode:	RX; LE; 2440 MHz
Test Date:	2018-11-16
Note:	

Index 16

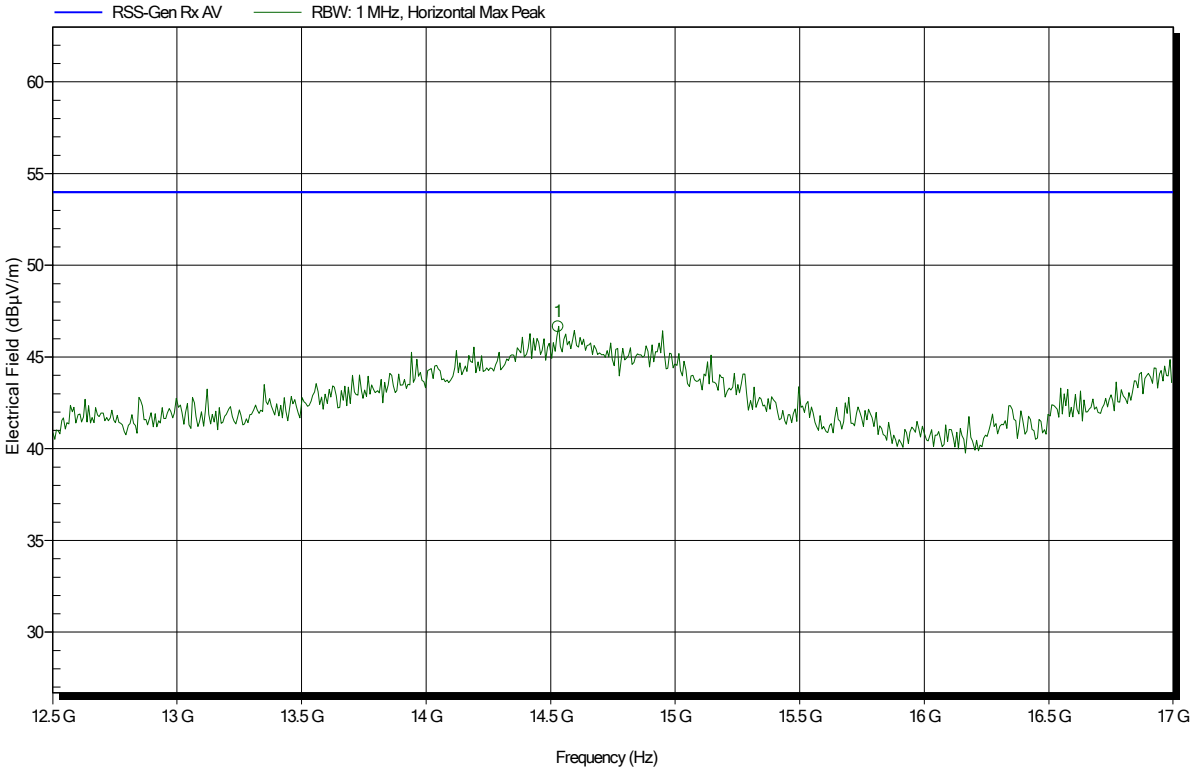

Frequency	Peak	Peak Limit	Peak Difference	Status
14.53 GHz	46.66 dBµV/m	53.98 dBµV/m	-7.32 dB	Pass

Spurious emissions according to ISED RSS-Gen Issue 5 (April 2018)

Project number:	G0M-1810-7800
Applicant:	Grässlin GmbH
EUT Name:	1-Channel 230VAC Timer Switch with integrated BLE-Module
Model:	talento smart B10
Test Site:	Eurofins Product Service GmbH
Operator:	Abdullah Al Jamal
Test Conditions:	Tnom: 23.1°C, Vnom: 120 VAC
Antenna:	Schwarzbeck BBHA 9120D, Vertical
Measurement distance:	1 m converted to 3m
Mode:	RX; LE; 2440 MHz
Test Date:	2018-11-16
Note:	

Index 17

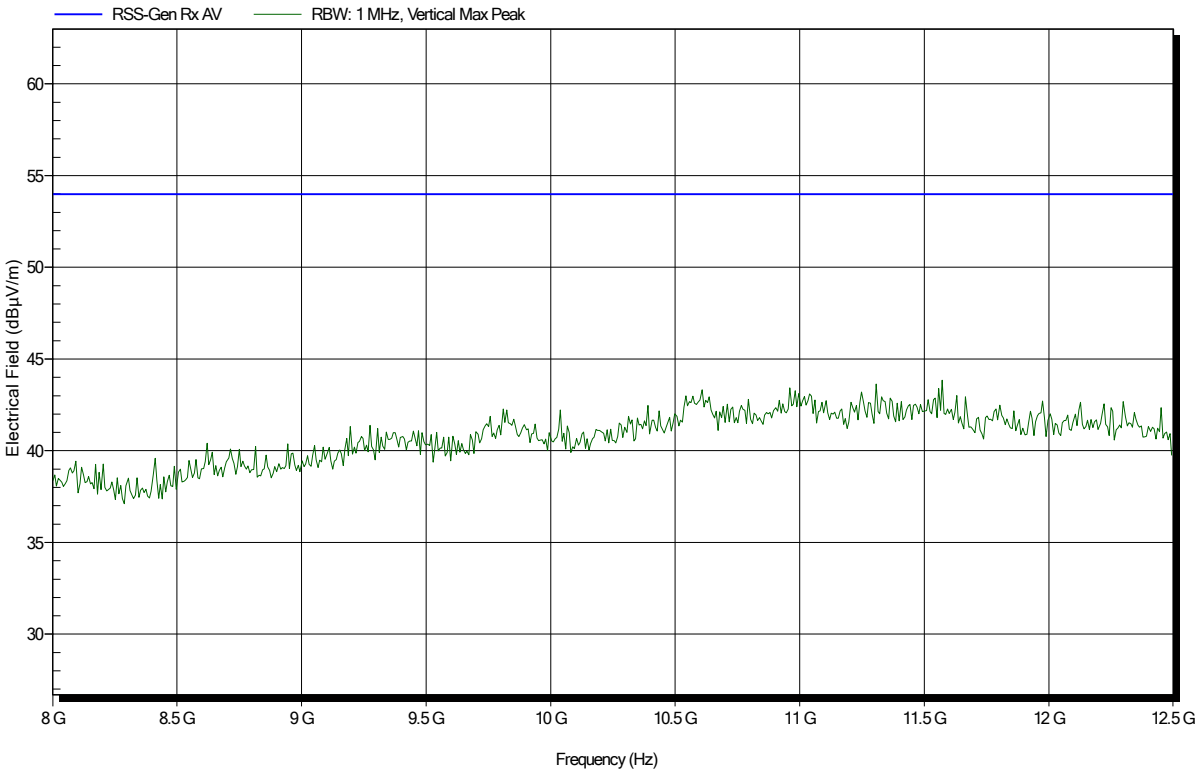

Spurious emissions according to ISED RSS-Gen Issue 5 (April 2018)

Project number:	G0M-1810-7800
Applicant:	Grässlin GmbH
EUT Name:	1-Channel 230VAC Timer Switch with integrated BLE-Module
Model:	talento smart B10
Test Site:	Eurofins Product Service GmbH
Operator:	Abdullah Al Jamal
Test Conditions:	Tnom: 23.1°C, Vnom: 120 VAC
Antenna:	Schwarzbeck BBHA 9120D, Vertical
Measurement distance:	1 m converted to 3m
Mode:	RX; LE; 2440 MHz
Test Date:	2018-11-16
Note:	

Index 18

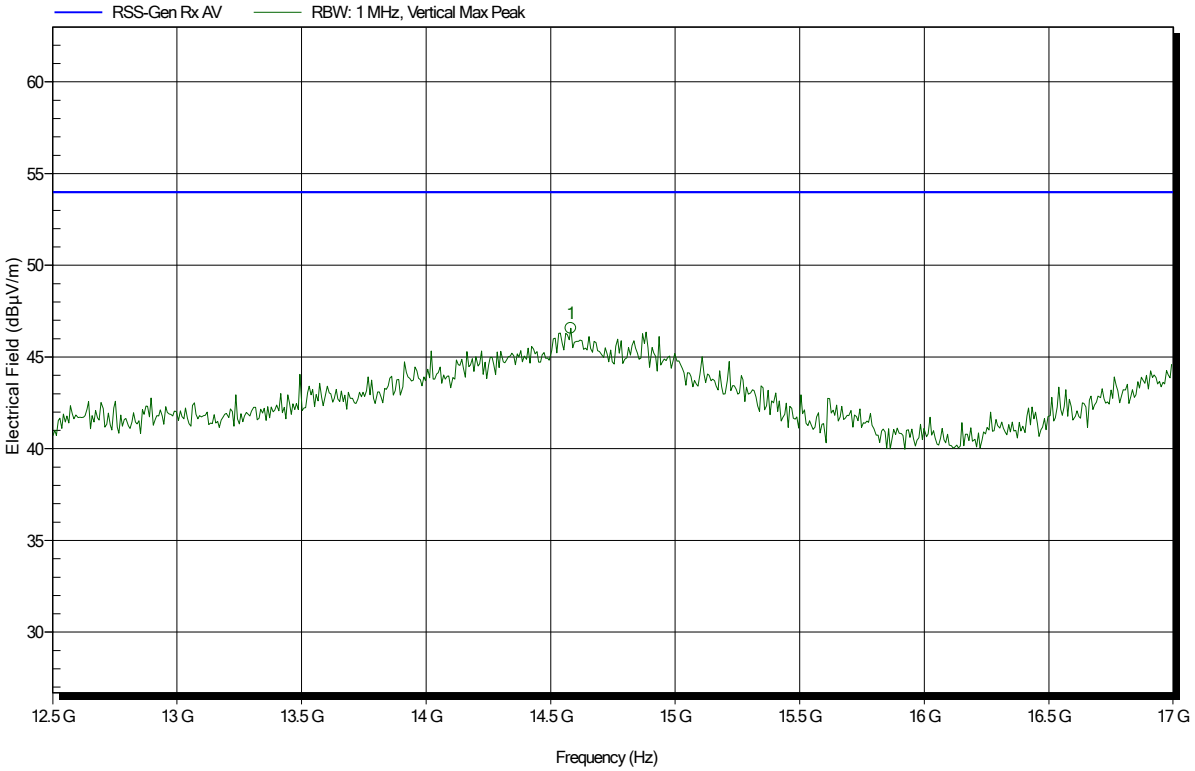

Frequency	Peak	Peak Limit	Peak Difference	Status
14.581 GHz	46.57 dBµV/m	53.98 dBµV/m	-7.41 dB	Pass