RF Exposure Report

Report No.: AGC01147190410FH03

FCC ID	:	2AHHEMNWIRLESPB
APPLICATION PURPOSE	:	Original Equipment
PRODUCT DESIGNATION	:	Wireless Suction Powerbank
BRAND NAME	:	N/A
MODEL NAME	:	MN-WIRLESPB
CLIENT	:	THUMBS UP (UK) LTD
DATE OF ISSUE	:	May 06, 2019
STANDARD(S)	:	KDB 680106 D01 RF Exposure Wireless Charging Base App v03
REPORT VERSION	:	V1.0

Attestation of Global Compliance (Shenzhen) Co., Ltd

CAUTION:
This report shall not be reproduced except in full without the written permission of the test laboratory and shall not be quoted out of context.

The results shown in this test report refer only to the sample(s) tested unless otherwise stated and the sample(s) are retained for 30 days only. The document is issued by AGC, this document cannot be reproduced except in full with our prior written permission. The more details and the authenticity of the report will be confirmed at http://www.agc-cert.com.

REPORT REVISE RECORD

Report Version	Revise Time	Issued Date	Valid Version	Notes
V1.0	/	May 06, 2019	Valid	Initial Release

The results shown in this test report refer only to the sample(s) tested unless otherwise stated and the sample(s) are retained for 30 days only. The document is issued by AGC, this document cannot be reproduced except in full with our prior written permission. The more details and the authenticity of the report will be confirmed at http://www.agc-cert.com.

TABLE OF CONTENTS

1. VERIFICATION OF CONFORMITY 4

2. GENERAL INFORMATION 5

2.1. PRODUCT DESCRIPTION 5

3. DESCRIPTION OF TEST MODES 6

4. SYSTEM TEST CONFIGURATION 6

5. TEST FACILITY 7

6. RADIO FREQUENCY (RF) EXPOSURE TEST 8

6.1. LIMITS 8

6.2. TEST SETUP 8

APPENDIX A: PHOTOGRAPHS OF TEST SETUP 10

The results shown in this test report refer only to the sample(s) tested unless otherwise stated and the sample(s) are retained for 30 days only. The document is issued by AGC, this document cannot be reproduced except in full with our prior written permission. The more details and the authenticity of the report will be confirmed at http://www.agc-cert.com.

1. VERIFICATION OF CONFORMITY

Applicant	THUMBS UP (UK) LTD
Address	Unit L, Braintree Industrial Estate, Braintree Road HA4 0EJ, Ruislip LONDON United Kingdom
Manufacturer	THUMBS UP (UK) LTD
Address	Unit L, Braintree Industrial Estate, Braintree Road HA4 0EJ, Ruislip LONDON United Kingdom
Factory	THUMBS UP (UK) LTD
Address	Unit L, Braintree Industrial Estate, Braintree Road HA4 0EJ, Ruislip LONDON United Kingdom
Product Designation	Wireless Suction Powerbank
Brand Name	N/A
Test Model:	MN-WIRLESPB
Date of test	Apr. 23, 2019 to Apr. 30, 2019
Deviation	None
Condition of Test Sample	Normal
Report Template	AGCRT-US-BR/RF

We hereby certify that:

The above equipment was tested by Attestation of Global Compliance (Shenzhen) Co., Ltd. The test data, data evaluation, test procedures, and equipment configurations shown in this report were made in accordance with the procedures given in KDB 680106 D01.

The results of testing in this report apply to the product/system which was tested only.

Tested By

Erik Yang(Yang Jianmin) Apr. 30, 2019

Reviewed By

Max Zhang(Zhang Yi) May 06, 2019

Approved By

Forrest Lei(Lei Yonggang)
Authorized Officer May 06, 2019

The results shown in this test report refer only to the sample(s) tested unless otherwise stated and the sample(s) are retained for 30 days only. The document is issued by AGC, this document cannot be reproduced except in full with our prior written permission. The more details and the authenticity of the report will be confirmed at http://www.agc-cert.com.

2. GENERAL INFORMATION

2.1. PRODUCT DESCRIPTION

A major technical description of EUT is described as following

Operation Frequency	119.2kHz
Maximum field strength	55.65dBuV/m(PK)@3m
Number of channels	1
Antenna Designation	Integrated Antenna (Met 15.203 Antenna requirement)
Hardware Version	CHD_WXCD 22 V2.0
Software Version	(POWER BANK) 2P5310, (WIRELESS CHARGER) WXC801
Power Supply	DC 5V 2.4A by Type-C Port or DC 3.7V by Battery

The results shown in this test report refer only to the sample(s) tested unless otherwise stated and the sample(s) are retained for 30 days only. The document is issued by AGC, this document cannot be reproduced except in full with our prior written permission. The more details and the authenticity of the report will be confirmed at http://www.agc-cert.com.

3. DESCRIPTION OF TEST MODES

NO.	TEST MODE DESCRIPTION
1	Wireless charging Mode(Full load)
2	Wireless charging Mode(half load)
3	Wireless charging Mode(Null load)

Note:
1. The mode 1 was the worst case and only the data of the worst case record in this report.

4. SYSTEM TEST CONFIGURATION

Item	Equipment	Model No.	ID or Specification	Remark
1	Wireless Suction Powerbank	MN-WIRLESPB	2AHHEMNWIRLESPB	EUT
2	Adapter	MDY-08-ES	N/A	Accessory
3	Wireless Load	N/A	5W	Accessory
4	USB and Type-C cable	N/A	1m unshielded	Accessory

The results shown in this test report refer only to the sample(s) tested unless otherwise stated and the sample(s) are retained for 30 days only. The document is issued by AGC, this document cannot be reproduced except in full with our prior written permission. The more details and the authenticity of the report will be confirmed at http://www.agc-cert.com.

5. TEST FACILITY

Test Site	Attestation of Global Compliance (Shenzhen) Co., Ltd
Location	1-2/F, Building 19, Junfeng Industrial Park, Chongqing Road, Heping Community, Fuhai Street, Bao'an District, Shenzhen, Guangdong, China
Designation Number	CN1259
FCC Test Firm Registration Number	975832
A2LA Cert. No.	5054.02
Description	Attestation of Global Compliance(Shenzhen) Co., Ltd is accredited by A2LA

TEST EQUIPMENT LIST

Description	Manufacturer	Model	S/N	Cal. Date	Cal. Due
Broadband Field Meter	Narda Safety Test Solutions GmbH	NBM-550	J-0004	Jun.12, 2018	Jun.11, 2019
Probe FHP	Narda Safety Test Solutions GmbH	EHP-50F	J-0015	Jun.12, 2018	Jun.11, 2019

The results shown in this test report refer only to the sample(s) tested unless otherwise stated and the sample(s) are retained for 30 days only. The document is issued by AGC, this document cannot be reproduced except in full with our prior written permission. The more details and the authenticity of the report will be confirmed at http://www.agc-cert.com.

6. RADIO FREQUENCY (RF) EXPOSURE TEST

6.1. LIMITS

For devices designed for typical desktop applications, such a wireless charging pads, RF exposure evaluation should be conducted assuming a user separation distance of 15 cm. E and H field strength measurements or numerical modeling may be used to demonstrate compliance. Measurements should be made from all sides and the top of the primary/client pair, with the 15 cm measured from the center of the probe(s) to the edge of the device. Emissions between 100 kHz to 300 kHz should be assessed versus the limits at 300 kHz in Table 1 of Section 1.1310: 614 V/m and 1.63 A/m.

6.2. TEST SETUP

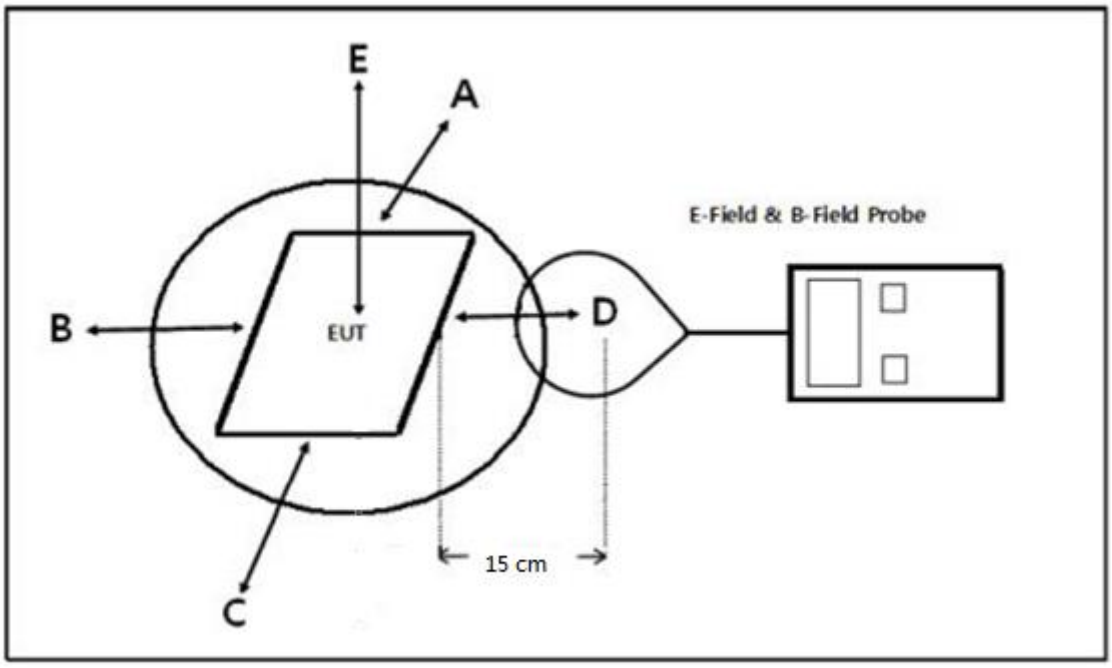

Note: Position A: Front of EUT; Position B: Left of EUT; Position C: back of EUT; Position D: Right of EUT; Position E: Top of EUT(15 cm measure distance);

The results shown in this test report refer only to the sample(s) tested unless otherwise stated and the sample(s) are retained for 30 days only. The document is issued by AGC, this document cannot be reproduced except in full with our prior written permission. The more details and the authenticity of the report will be confirmed at http://www.agc-cert.com.

6.3. TEST PROCEDURE

The EUT was placed on a non-conductive table top and the ancillary equipment (e.g. mobile phone) was placed on the EUT for charging.

Maximum E-field and H-field measurements were tested 20cm from each side of the EUT. For top side the measure distance is 20cm.

Along the side of the EUT to center of E-field probe and H-field probe were positioned at the location to search maximum field strength.

6.4. TEST RESULT

Test condition: Mode 1

E-field strength test result:

Frequency Range	Probe Position A (V/m)	Probe Position B (V/m)	Probe Position C (V/m)	Probe Position D (V/m)	Probe Position E (V/m)	Limit (V/m)
119.2kHz	0.16	0.16	0.16	0.16	2.35	614

H-field strength test result:

Frequency Range	Probe Position A (A/m)	Probe Position B (A/m)	Probe Position C (A/m)	Probe Position D (A/m)	Probe Position E (A/m)	Limit (A/m)
119.2kHz	0.08	0.08	0.08	0.08	0.63	1.63

Test condition: Mode 2

E-field strength test result:

Frequency Range	Probe Position A (V/m)	Probe Position B (V/m)	Probe Position C (V/m)	Probe Position D (V/m)	Probe Position E (V/m)	Limit (V/m)
121.9kHz	0.16	0.16	0.16	0.16	2.28	614

H-field strength test result:

Frequency Range	Probe Position A (A/m)	Probe Position B (A/m)	Probe Position C (A/m)	Probe Position D (A/m)	Probe Position E (A/m)	Limit (A/m)
121.9kHz	0.08	0.08	0.08	0.08	0.56	1.63

The results shown in this test report refer only to the sample(s) tested unless otherwise stated and the sample(s) are retained for 30 days only. The document is issued by AGC, this document cannot be reproduced except in full with our prior written permission. The more details and the authenticity of the report will be confirmed at http://www.agc-cert.com.

Test condition: Mode 3

E-field strength test result:

Frequency Range	Probe Position A (V/m)	Probe Position B (V/m)	Probe Position C (V/m)	Probe Position D (V/m)	Probe Position E (V/m)	Limit (V/m)
116.2kHz	0.16	0.16	0.16	0.16	2.43	614

H-field strength test result:

Frequency Range	Probe Position A (A/m)	Probe Position B (A/m)	Probe Position C (A/m)	Probe Position D (A/m)	Probe Position E (A/m)	Limit (A/m)
116.2kHz	0.08	0.08	0.08	0.08	0.45	1.63

The results shown in this test report refer only to the sample(s) tested unless otherwise stated and the sample(s) are retained for 30 days only. The document is issued by AGC, this document cannot be reproduced except in full with our prior written permission. The more details and the authenticity of the report will be confirmed at http://www.agc-cert.com.

APPENDIX A: PHOTOGRAPHS OF TEST SETUP

Position E



Position A



The results shown in this test report refer only to the sample(s) tested unless otherwise stated and the sample(s) are retained for 30 days only. The document is issued by AGC, this document cannot be reproduced except in full with our prior written permission. The more details and the authenticity of the report will be confirmed at http://www.agc-cert.com.

Position B



Position C



The results shown in this test report refer only to the sample(s) tested unless otherwise stated and the sample(s) are retained for 30 days only. The document is issued by AGC, this document cannot be reproduced except in full with our prior written permission. The more details and the authenticity of the report will be confirmed at http://www.agc-cert.com.

Position D



----END OF REPORT----

The results shown in this test report refer only to the sample(s) tested unless otherwise stated and the sample(s) are retained for 30 days only. The document is issued by AGC, this document cannot be reproduced except in full with our prior written permission. The more details and the authenticity of the report will be confirmed at http://www.agc-cert.com.