Band12 / 3MHz / Low CH / QPSK / 1 RB

Band12 / 3MHz / Low CH / QPSK / FULL RB

Band12 / 3MHz / High CH / QPSK / 1 RB

Band12 / 3MHz / High CH / QPSK / FULL RB

Band12 / 5MHz / Low CH / QPSK / 1 RB

Band12 / 5MHz / Low CH / QPSK / FULL RB

Band12 / 5MHz / High CH / QPSK / 1 RB

Band12 / 5MHz / High CH / QPSK / FULL RB

Band12 / 10MHz / Low CH / QPSK / 1 RB

Band12 / 10MHz / Low CH / QPSK / FULL RB

Band12 / 10MHz / High CH / QPSK / 1 RB

Band12 / 10MHz / High CH / QPSK / FULL RB

Band17 / 5MHz / Low CH / QPSK / 1 RB

Band17 / 5MHz / Low CH / QPSK / FULL RB

Band17 / 5MHz / High CH / QPSK / 1 RB

Band17 / 5MHz / High CH / QPSK / FULL RB

Band17 / 10MHz / Low CH / QPSK / 1 RB

Band17 / 10MHz / Low CH / QPSK / FULL RB

Band17 / 10MHz / High CH / QPSK / 1 RB

Band17 / 10MHz / High CH / QPSK / FULL RB

Band18 / 5MHz / Low CH / QPSK / 1 RB

Band18 / 5MHz / Low CH / QPSK / FULL RB

Band18 / 5MHz / High CH / QPSK / 1 RB

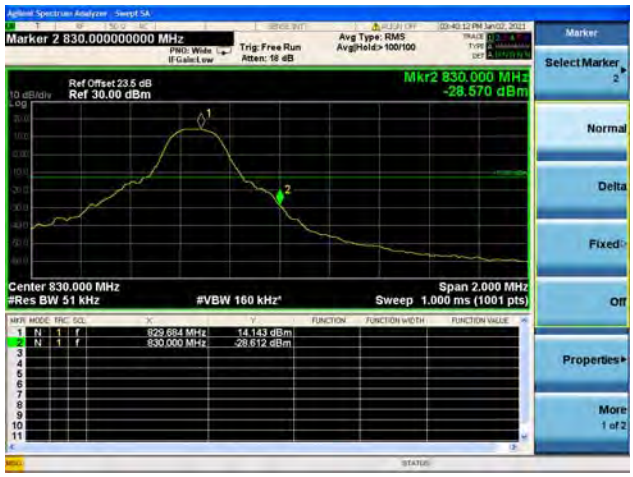

Band18 / 5MHz / High CH / QPSK / FULL RB

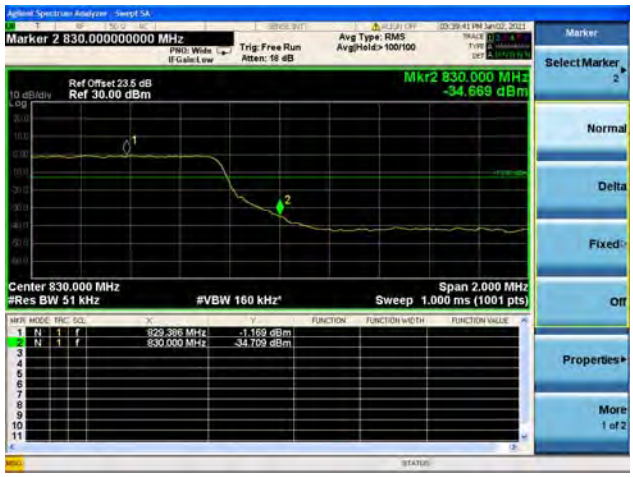

Band19 / 5MHz / Low CH / QPSK / 1 RB

Band19 / 5MHz / Low CH / QPSK / FULL RB

Band19 / 5MHz / High CH / QPSK / 1 RB

Band19 / 5MHz / High CH / QPSK / FULL RB

Band19 / 10MHz / Low CH / QPSK / 1 RB

Band19 / 10MHz / Low CH / QPSK / FULL RB

Band19 / 10MHz / High CH / QPSK / 1 RB

Band19 / 10MHz / High CH / QPSK / FULL RB

Band19 / 15MHz / Low CH / QPSK / 1 RB

Band19 / 15MHz / Low CH / QPSK / FULL RB

Band19 / 15MHz / High CH / QPSK / 1 RB

Band19 / 15MHz / High CH / QPSK / FULL RB

Band26 / 1.4MHz / Low CH / QPSK / 1 RB

Band26 / 1.4MHz / Low CH / QPSK / FULL RB

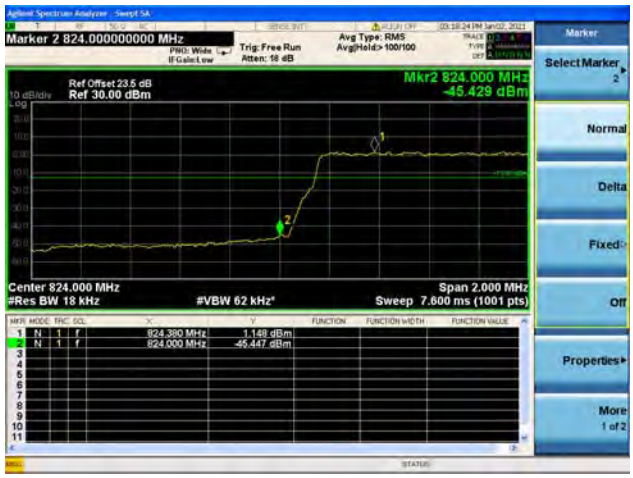

Band26 / 1.4MHz / High CH / QPSK / 1 RB

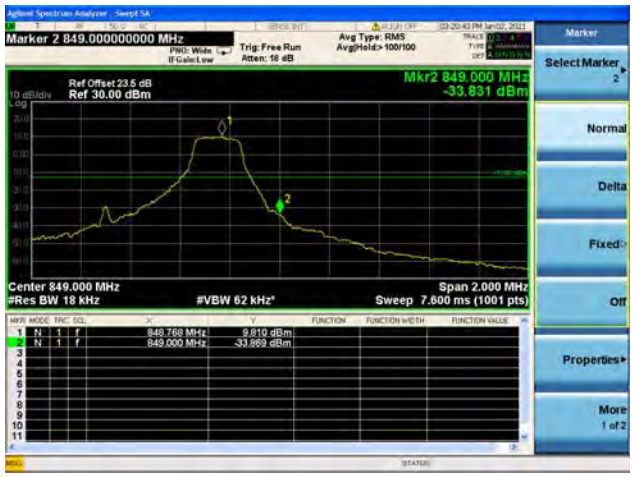

Band26 / 1.4MHz / High CH / QPSK / FULL RB

Band26 / 3MHz / Low CH / QPSK / 1 RB

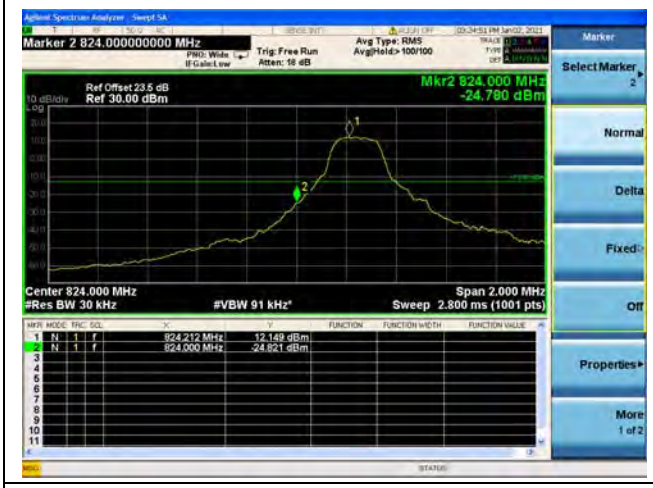

Band26 / 3MHz / Low CH / QPSK / FULL RB

Band26 / 3MHz / High CH / QPSK / 1 RB

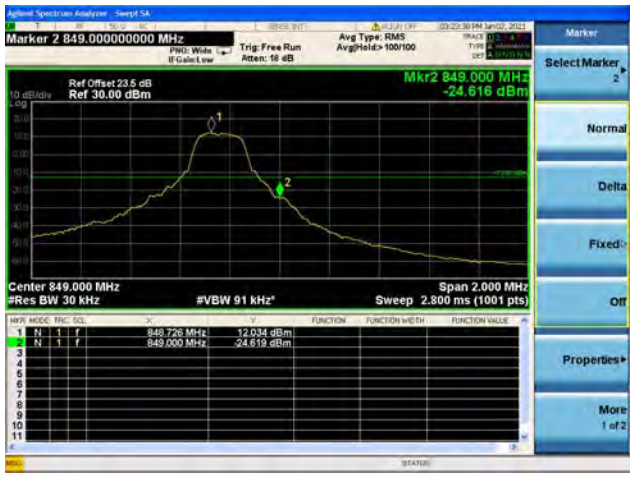

Band26 / 3MHz / High CH / QPSK / FULL RB

Band26 / 5MHz / Low CH / QPSK / 1 RB

Band26 / 5MHz / Low CH / QPSK / FULL RB

Band26 / 5MHz / High CH / QPSK / 1 RB

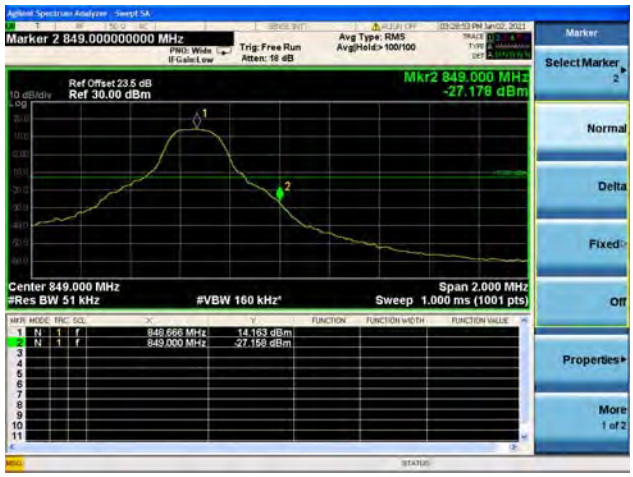

Band26 / 5MHz / High CH / QPSK / FULL RB

Band26 / 10MHz / Low CH / QPSK / 1 RB

Band26 / 10MHz / Low CH / QPSK / FULL RB

Band26 / 10MHz / High CH / QPSK / 1 RB

Band26 / 10MHz / High CH / QPSK / FULL RB

Band26 / 15MHz / Low CH / QPSK / 1 RB

Band26 / 15MHz / Low CH / QPSK / FULL RB

Band26 / 15MHz / High CH / QPSK / 1 RB

Band26 / 15MHz / High CH / QPSK / FULL RB

Band38 / 5MHz / Low CH / QPSK / 1 RB

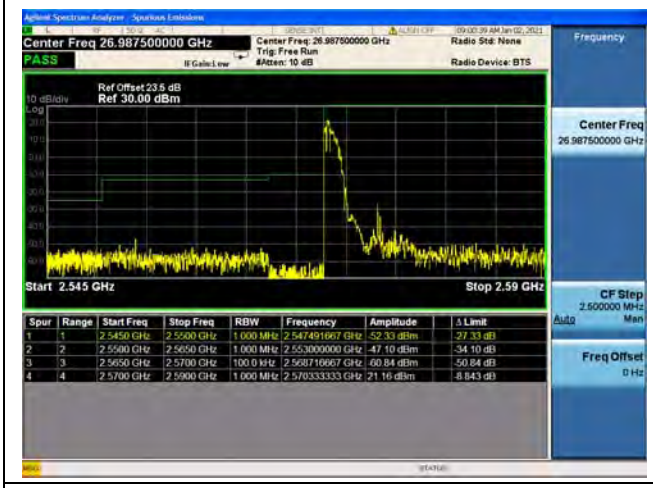

Band38 / 5MHz / Low CH / QPSK / FULL RB

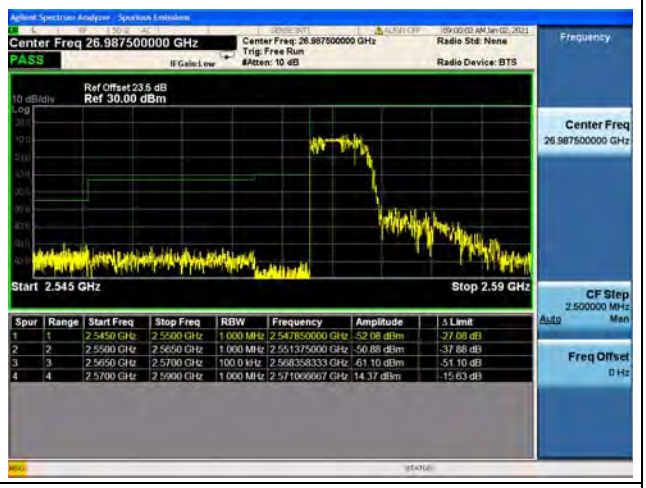

Band38 / 5MHz / High CH / QPSK / 1 RB

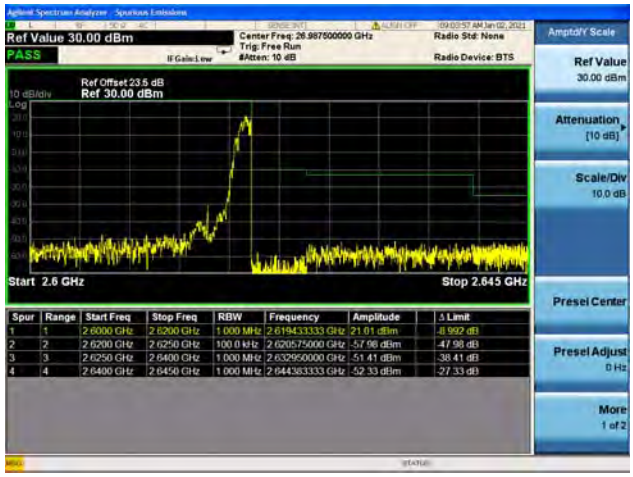

Band38 / 5MHz / High CH / QPSK / FULL RB

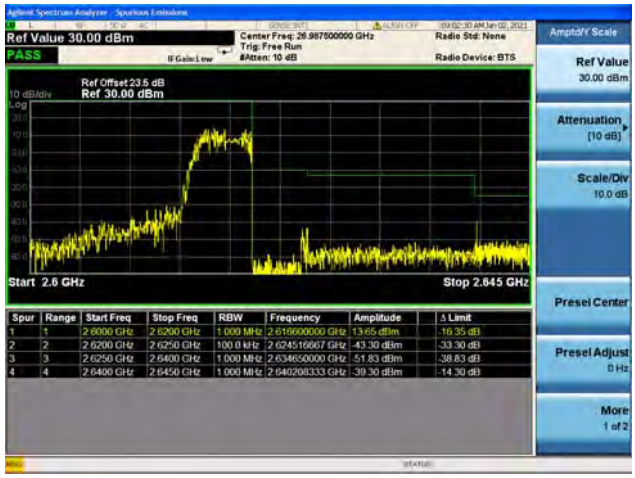

Band38 / 10MHz / Low CH / QPSK / 1 RB

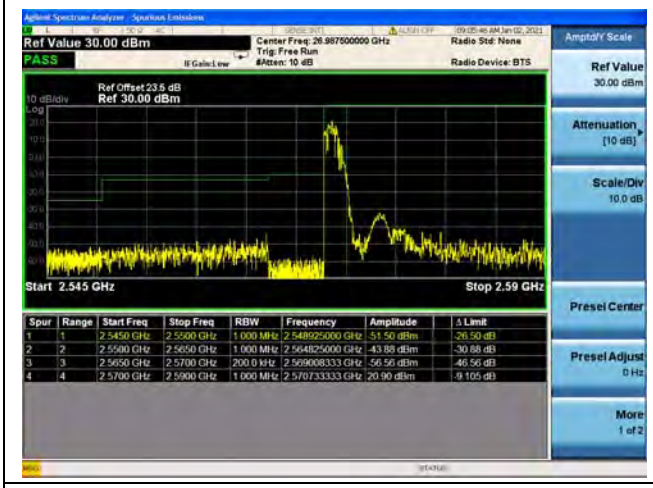

Spur	Range	Start Freq	Stop Freq	RBW	Frequency	Amplitude	Δ Limit
1	1	2.5450 GHz	2.5500 GHz	1.000 MHz	2.548925000 GHz	-51.50 dBm	-26.50 dB
2	2	2.5500 GHz	2.5650 GHz	1.000 MHz	2.564825000 GHz	-43.88 dBm	-30.88 dB
3	3	2.5650 GHz	2.5700 GHz	200.0 kHz	2.569008333 GHz	-56.56 dBm	-46.56 dB
4	4	2.5700 GHz	2.5900 GHz	1.000 MHz	2.570733333 GHz	20.90 dBm	-9.105 dB

Band38 / 10MHz / Low CH / QPSK / FULL RB

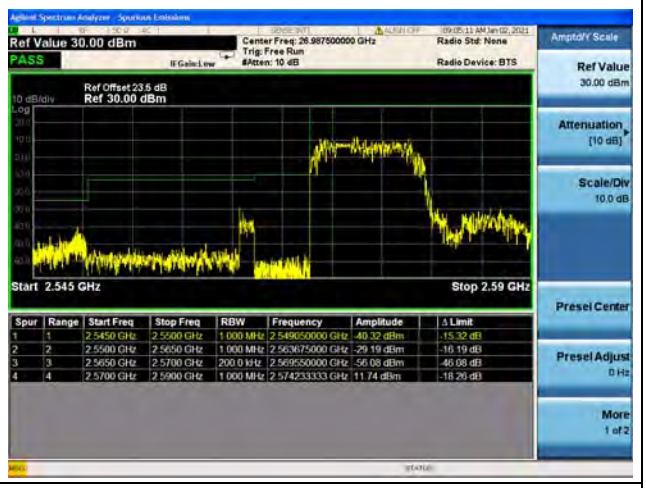

Spur	Range	Start Freq	Stop Freq	RBW	Frequency	Amplitude	Δ Limit
1	1	2.5450 GHz	2.5500 GHz	1.000 MHz	2.549850000 GHz	-40.32 dBm	-15.32 dB
2	2	2.5500 GHz	2.5650 GHz	1.000 MHz	2.563675000 GHz	-29.19 dBm	-16.19 dB
3	3	2.5650 GHz	2.5700 GHz	200.0 kHz	2.569550000 GHz	-56.08 dBm	-46.08 dB
4	4	2.5700 GHz	2.5900 GHz	1.000 MHz	2.574233333 GHz	11.74 dBm	-18.26 dB

Band38 / 10MHz / High CH / QPSK / 1 RB

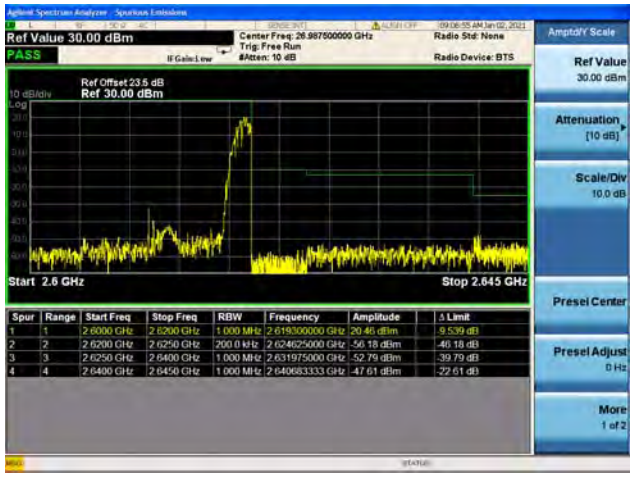

Spur	Range	Start Freq	Stop Freq	RBW	Frequency	Amplitude	Δ Limit
1	1	2.6000 GHz	2.6200 GHz	1.000 MHz	2.619300000 GHz	20.46 dBm	-9.539 dB
2	2	2.6200 GHz	2.6250 GHz	200.0 kHz	2.624625000 GHz	-56.18 dBm	-46.18 dB
3	3	2.6250 GHz	2.6400 GHz	1.000 MHz	2.631975000 GHz	-52.79 dBm	-39.79 dB
4	4	2.6400 GHz	2.6450 GHz	1.000 MHz	2.640683333 GHz	-47.61 dBm	-22.61 dB

Band38 / 10MHz / High CH / QPSK / FULL RB

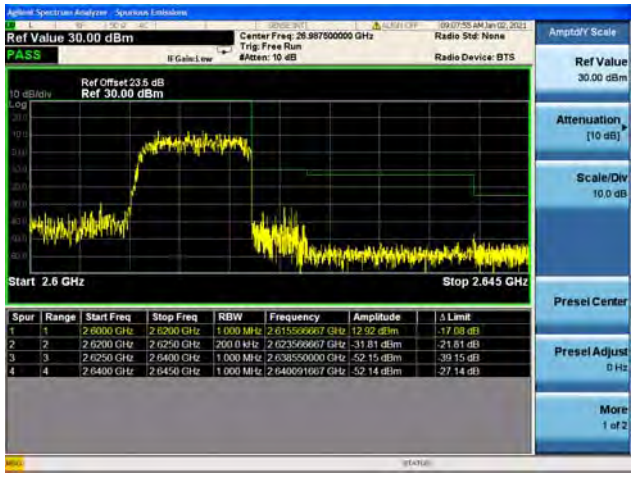

Spur	Range	Start Freq	Stop Freq	RBW	Frequency	Amplitude	Δ Limit
1	1	2.6000 GHz	2.6200 GHz	1.000 MHz	2.615566667 GHz	12.92 dBm	-17.08 dB
2	2	2.6200 GHz	2.6250 GHz	200.0 kHz	2.623566667 GHz	-31.81 dBm	-21.81 dB
3	3	2.6250 GHz	2.6400 GHz	1.000 MHz	2.638550000 GHz	-52.15 dBm	-39.15 dB
4	4	2.6400 GHz	2.6450 GHz	1.000 MHz	2.640091667 GHz	-52.14 dBm	-27.14 dB

Band38 / 15MHz / Low CH / QPSK / 1 RB

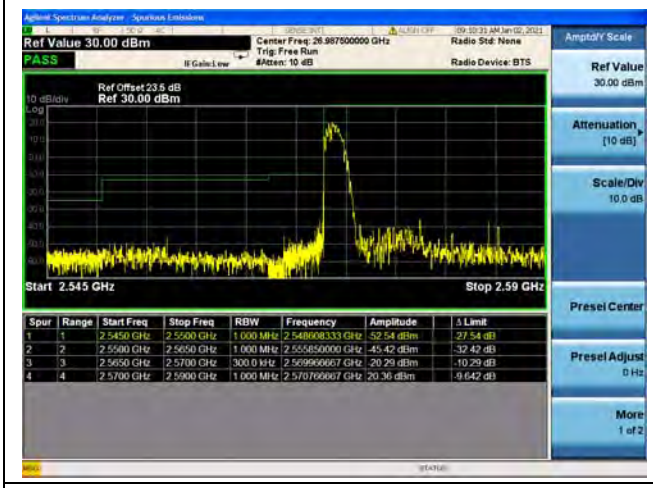

Band38 / 15MHz / Low CH / QPSK / FULL RB

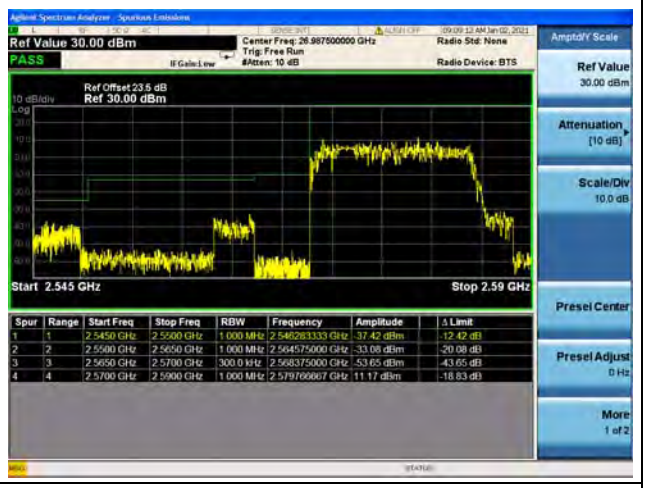

Band38 / 15MHz / High CH / QPSK / 1 RB

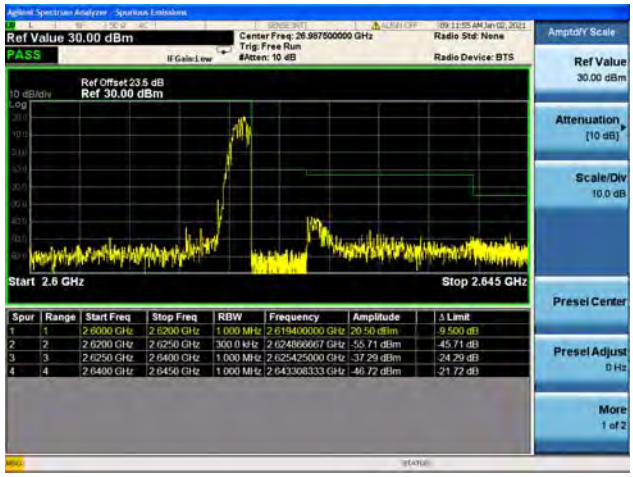

Band38 / 15MHz / High CH / QPSK / FULL RB

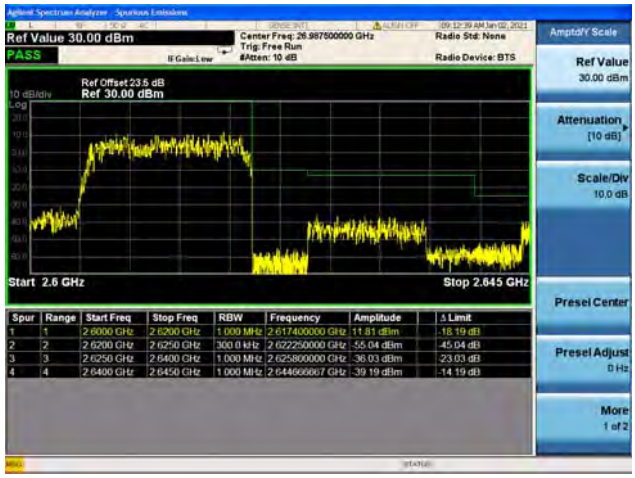

Band38 / 20MHz / Low CH / QPSK / 1 RB

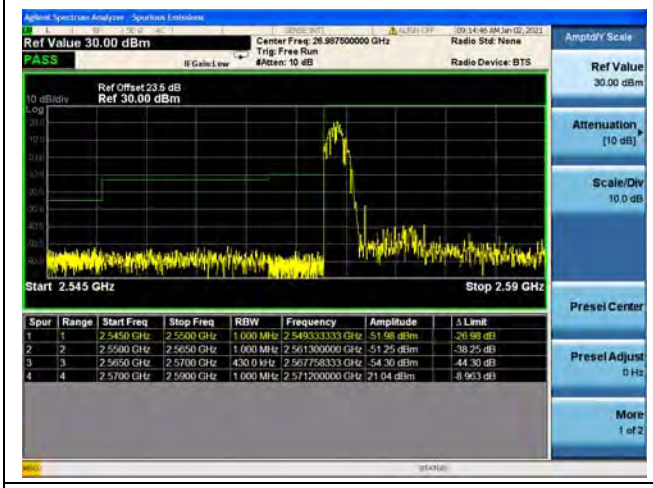

Spur	Range	Start Freq	Stop Freq	RBW	Frequency	Amplitude	Δ Limit
1	1	2.5450 GHz	2.5500 GHz	1.000 MHz	2.549333333 GHz	-51.98 dBm	-26.98 dB
2	2	2.5500 GHz	2.5650 GHz	1.000 MHz	2.561300000 GHz	-51.25 dBm	-38.25 dB
3	3	2.5650 GHz	2.5700 GHz	430.0 kHz	2.567758333 GHz	-54.30 dBm	-44.30 dB
4	4	2.5700 GHz	2.5900 GHz	1.000 MHz	2.571200000 GHz	-21.04 dBm	-8.963 dB

Band38 / 20MHz / Low CH / QPSK / FULL RB

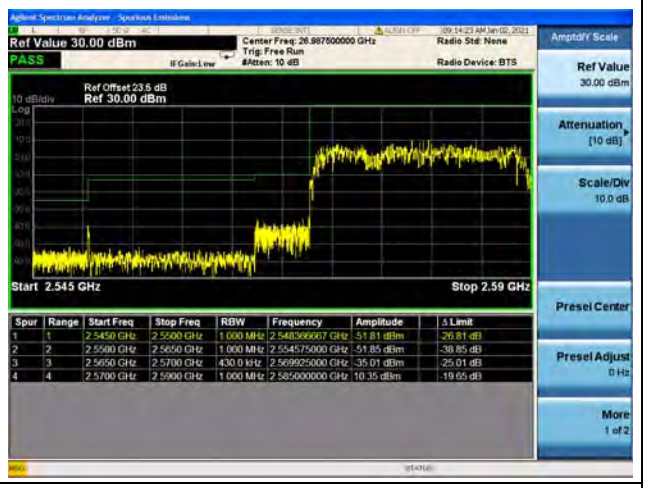

Spur	Range	Start Freq	Stop Freq	RBW	Frequency	Amplitude	Δ Limit
1	1	2.5450 GHz	2.5500 GHz	1.000 MHz	2.548366667 GHz	-51.81 dBm	-26.81 dB
2	2	2.5500 GHz	2.5650 GHz	1.000 MHz	2.554575000 GHz	-51.85 dBm	-38.85 dB
3	3	2.5650 GHz	2.5700 GHz	430.0 kHz	2.569925000 GHz	-35.01 dBm	-25.01 dB
4	4	2.5700 GHz	2.5900 GHz	1.000 MHz	2.585000000 GHz	-10.35 dBm	-19.65 dB

Band38 / 20MHz / High CH / QPSK / 1 RB

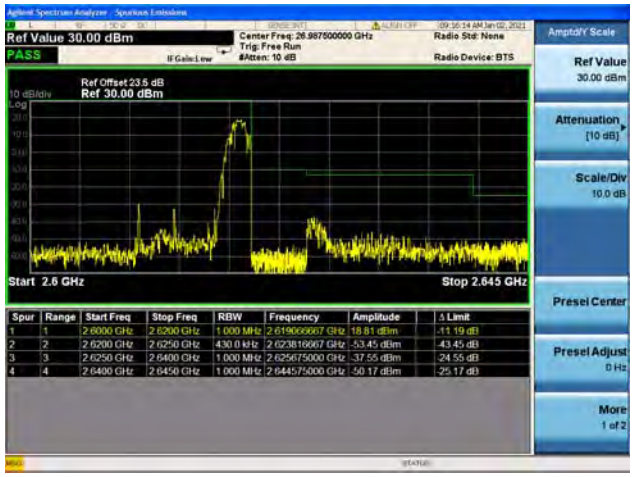

Spur	Range	Start Freq	Stop Freq	RBW	Frequency	Amplitude	Δ Limit
1	1	2.6000 GHz	2.6200 GHz	1.000 MHz	2.619066667 GHz	-18.81 dBm	-11.19 dB
2	2	2.6200 GHz	2.6250 GHz	430.0 kHz	2.623816667 GHz	-53.45 dBm	-43.45 dB
3	3	2.6250 GHz	2.6400 GHz	1.000 MHz	2.625675000 GHz	-37.55 dBm	-24.55 dB
4	4	2.6400 GHz	2.6450 GHz	1.000 MHz	2.644575000 GHz	-50.17 dBm	-25.17 dB

Band38 / 20MHz / High CH / QPSK / FULL RB

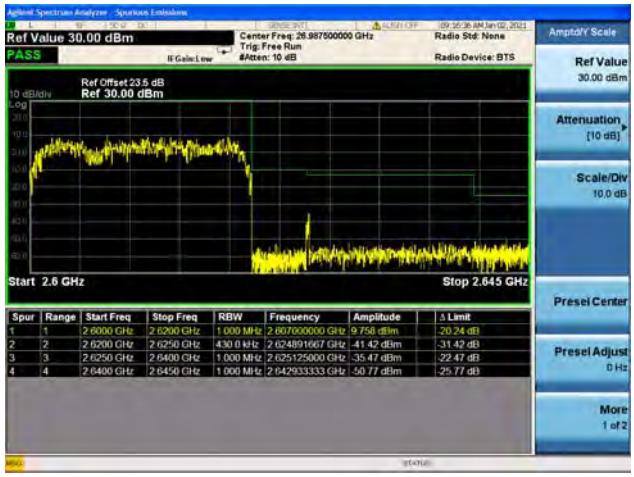

Spur	Range	Start Freq	Stop Freq	RBW	Frequency	Amplitude	Δ Limit
1	1	2.6000 GHz	2.6200 GHz	1.000 MHz	2.607000000 GHz	-9.758 dBm	-20.24 dB
2	2	2.6200 GHz	2.6250 GHz	430.0 kHz	2.624891667 GHz	-41.42 dBm	-31.42 dB
3	3	2.6250 GHz	2.6400 GHz	1.000 MHz	2.625125000 GHz	-35.47 dBm	-22.47 dB
4	4	2.6400 GHz	2.6450 GHz	1.000 MHz	2.642933333 GHz	-50.77 dBm	-25.77 dB

Band 40, Block A

Band40 / 5MHz / Low CH / QPSK / 1 RB

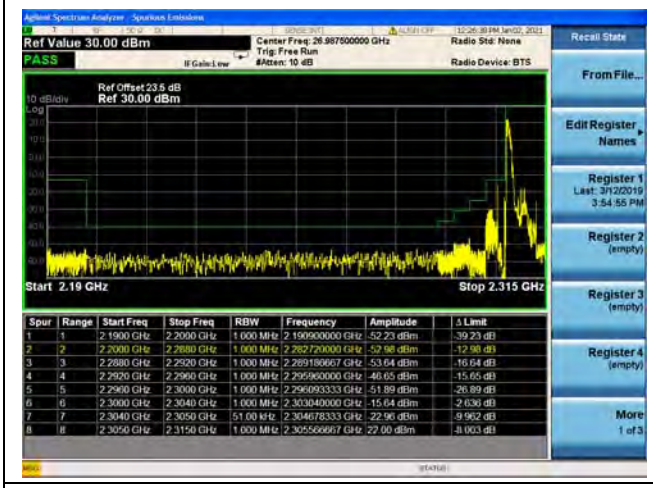

Spur	Range	Start Freq	Stop Freq	RBW	Frequency	Amplitude	Δ Limit
1	1	2.1900 GHz	2.2000 GHz	1.000 MHz	2.190900000 GHz	-52.23 dBm	-39.23 dB
2	2	2.2000 GHz	2.2880 GHz	1.000 MHz	2.282720000 GHz	-52.98 dBm	-12.98 dB
3	3	2.2880 GHz	2.2920 GHz	1.000 MHz	2.289166667 GHz	-53.64 dBm	-16.64 dB
4	4	2.2920 GHz	2.2960 GHz	1.000 MHz	2.295960000 GHz	-46.65 dBm	-15.65 dB
5	5	2.2960 GHz	2.3000 GHz	1.000 MHz	2.296093333 GHz	-51.89 dBm	-26.89 dB
6	6	2.3000 GHz	2.3040 GHz	1.000 MHz	2.303040000 GHz	-15.64 dBm	-2.636 dB
7	7	2.3040 GHz	2.3050 GHz	51.00 kHz	2.304678333 GHz	-22.96 dBm	-9.962 dB
8	8	2.3050 GHz	2.3150 GHz	1.000 MHz	2.305566667 GHz	-22.00 dBm	-8.003 dB

Band40 / 5MHz / Low CH / QPSK / FULL RB

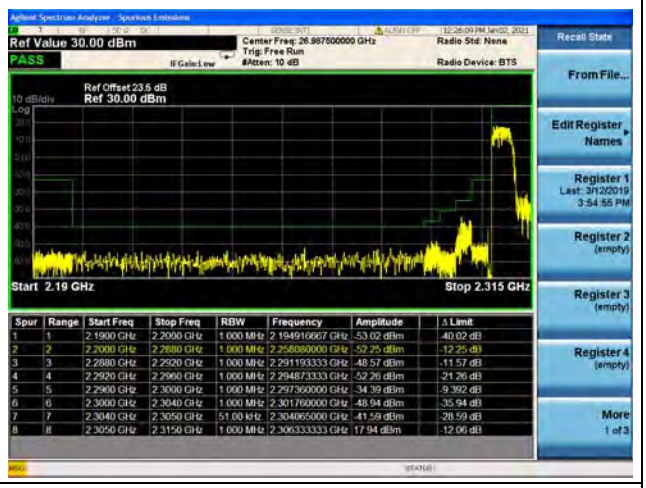

Spur	Range	Start Freq	Stop Freq	RBW	Frequency	Amplitude	Δ Limit
1	1	2.1900 GHz	2.2000 GHz	1.000 MHz	2.194916667 GHz	-53.02 dBm	-40.02 dB
2	2	2.2000 GHz	2.2880 GHz	1.000 MHz	2.258860000 GHz	-52.25 dBm	-12.25 dB
3	3	2.2880 GHz	2.2920 GHz	1.000 MHz	2.291193333 GHz	-48.57 dBm	-11.57 dB
4	4	2.2920 GHz	2.2960 GHz	1.000 MHz	2.294873333 GHz	-52.26 dBm	-21.26 dB
5	5	2.2960 GHz	2.3000 GHz	1.000 MHz	2.297360000 GHz	-34.39 dBm	-9.392 dB
6	6	2.3000 GHz	2.3040 GHz	1.000 MHz	2.301760000 GHz	-48.94 dBm	-35.94 dB
7	7	2.3040 GHz	2.3050 GHz	51.00 kHz	2.304065000 GHz	-41.59 dBm	-28.59 dB
8	8	2.3050 GHz	2.3150 GHz	1.000 MHz	2.306333333 GHz	-17.94 dBm	-12.06 dB

Band40 / 5MHz / High CH / QPSK / 1 RB

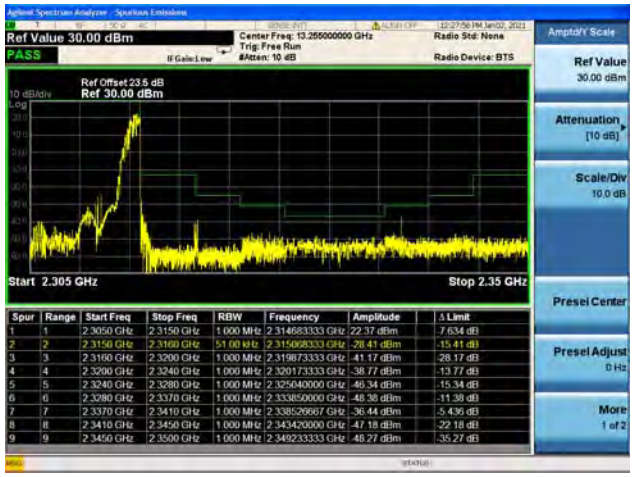

Spur	Range	Start Freq	Stop Freq	RBW	Frequency	Amplitude	Δ Limit
1	1	2.3050 GHz	2.3150 GHz	1.000 MHz	2.314683333 GHz	22.37 dBm	-7.634 dB
2	2	2.3150 GHz	2.3160 GHz	51.00 kHz	2.315968333 GHz	-28.41 dBm	-15.41 dB
3	3	2.3160 GHz	2.3200 GHz	1.000 MHz	2.319873333 GHz	-41.17 dBm	-28.17 dB
4	4	2.3200 GHz	2.3240 GHz	1.000 MHz	2.320173333 GHz	-38.77 dBm	-13.77 dB
5	5	2.3240 GHz	2.3280 GHz	1.000 MHz	2.325040000 GHz	-46.34 dBm	-15.34 dB
6	6	2.3280 GHz	2.3370 GHz	1.000 MHz	2.333850000 GHz	-48.38 dBm	-11.38 dB
7	7	2.3370 GHz	2.3410 GHz	1.000 MHz	2.338526667 GHz	-36.44 dBm	-5.436 dB
8	8	2.3410 GHz	2.3450 GHz	1.000 MHz	2.343420000 GHz	-47.18 dBm	-22.18 dB
9	9	2.3450 GHz	2.3500 GHz	1.000 MHz	2.349233333 GHz	-48.27 dBm	-35.27 dB

Band40 / 5MHz / High CH / QPSK / FULL RB

Spur	Range	Start Freq	Stop Freq	RBW	Frequency	Amplitude	Δ Limit
1	1	2.3050 GHz	2.3150 GHz	1.000 MHz	2.311600000 GHz	15.74 dBm	-14.26 dB
2	2	2.3150 GHz	2.3160 GHz	51.00 kHz	2.315883333 GHz	-62.70 dBm	-49.70 dB
3	3	2.3160 GHz	2.3200 GHz	1.000 MHz	2.318313333 GHz	-26.89 dBm	-13.89 dB
4	4	2.3200 GHz	2.3240 GHz	1.000 MHz	2.322900000 GHz	-32.27 dBm	-7.270 dB
5	5	2.3240 GHz	2.3280 GHz	1.000 MHz	2.325426667 GHz	-42.80 dBm	-11.80 dB
6	6	2.3280 GHz	2.3370 GHz	1.000 MHz	2.336850000 GHz	-46.35 dBm	-9.347 dB
7	7	2.3370 GHz	2.3410 GHz	1.000 MHz	2.337453333 GHz	-43.68 dBm	-12.68 dB
8	8	2.3410 GHz	2.3450 GHz	1.000 MHz	2.341233333 GHz	-48.40 dBm	-23.40 dB
9	9	2.3450 GHz	2.3500 GHz	1.000 MHz	2.348058333 GHz	-48.82 dBm	-35.82 dB

Band 40, Block A

Band40 / 10MHz / Low CH / QPSK / 1 RB

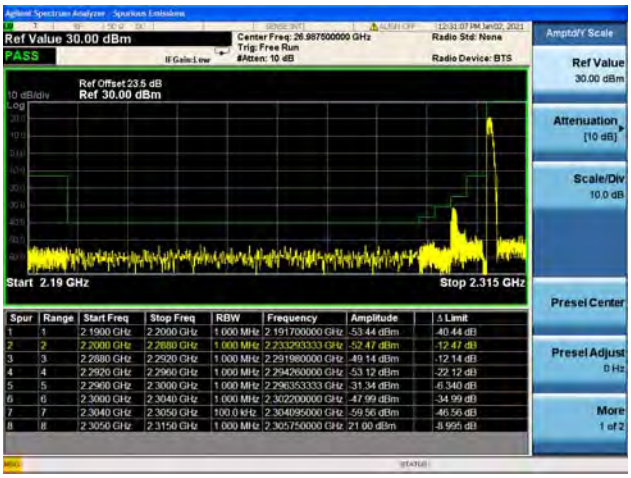

Spur	Range	Start Freq	Stop Freq	RBW	Frequency	Amplitude	Δ Limit
1	1	2.1900 GHz	2.2000 GHz	1.000 MHz	2.191700000 GHz	-53.44 dBm	-40.44 dB
2	2	2.2000 GHz	2.2880 GHz	1.000 MHz	2.233293333 GHz	-52.47 dBm	-12.47 dB
3	3	2.2880 GHz	2.2920 GHz	1.000 MHz	2.291980000 GHz	-49.14 dBm	-12.14 dB
4	4	2.2920 GHz	2.2960 GHz	1.000 MHz	2.294260000 GHz	-53.12 dBm	-22.12 dB
5	5	2.2960 GHz	2.3000 GHz	1.000 MHz	2.296353333 GHz	-31.34 dBm	-6.340 dB
6	6	2.3000 GHz	2.3040 GHz	1.000 MHz	2.302200000 GHz	-47.99 dBm	-34.99 dB
7	7	2.3040 GHz	2.3050 GHz	100.0 kHz	2.304095000 GHz	-59.56 dBm	-46.56 dB
8	8	2.3050 GHz	2.3150 GHz	1.000 MHz	2.305750000 GHz	-21.00 dBm	-8.995 dB

Band40 / 10MHz / Low CH / QPSK / FULL RB

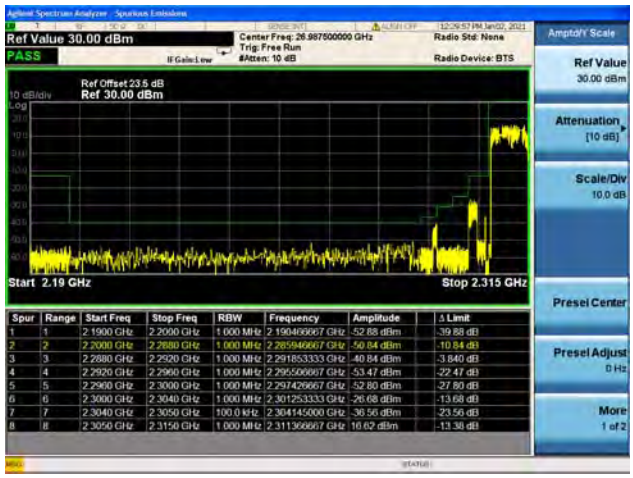

Spur	Range	Start Freq	Stop Freq	RBW	Frequency	Amplitude	Δ Limit
1	1	2.1900 GHz	2.2000 GHz	1.000 MHz	2.190466667 GHz	-52.88 dBm	-39.88 dB
2	2	2.2000 GHz	2.2880 GHz	1.000 MHz	2.285966667 GHz	-50.84 dBm	-10.84 dB
3	3	2.2880 GHz	2.2920 GHz	1.000 MHz	2.291853333 GHz	-40.84 dBm	-3.840 dB
4	4	2.2920 GHz	2.2960 GHz	1.000 MHz	2.295500667 GHz	-53.47 dBm	-22.47 dB
5	5	2.2960 GHz	2.3000 GHz	1.000 MHz	2.297426667 GHz	-52.80 dBm	-27.80 dB
6	6	2.3000 GHz	2.3040 GHz	1.000 MHz	2.301253333 GHz	-26.68 dBm	-13.68 dB
7	7	2.3040 GHz	2.3050 GHz	100.0 kHz	2.304145000 GHz	-36.56 dBm	-23.56 dB
8	8	2.3050 GHz	2.3150 GHz	1.000 MHz	2.311366667 GHz	-16.62 dBm	-13.38 dB

Band40 / 10MHz / High CH / QPSK / 1 RB

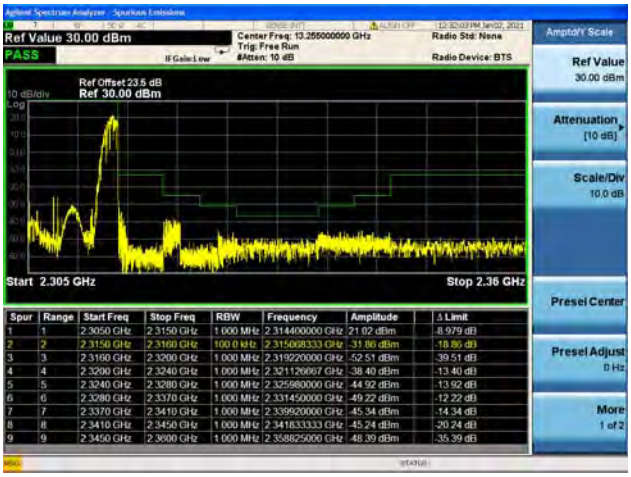

Spur	Range	Start Freq	Stop Freq	RBW	Frequency	Amplitude	Δ Limit
1	1	2.3050 GHz	2.3150 GHz	1.000 MHz	2.314400000 GHz	21.02 dBm	-8.979 dB
2	2	2.3150 GHz	2.3160 GHz	100.0 kHz	2.315968333 GHz	-31.86 dBm	-18.86 dB
3	3	2.3160 GHz	2.3200 GHz	1.000 MHz	2.319220000 GHz	-52.51 dBm	-39.51 dB
4	4	2.3200 GHz	2.3240 GHz	1.000 MHz	2.321126667 GHz	-38.40 dBm	-13.40 dB
5	5	2.3240 GHz	2.3280 GHz	1.000 MHz	2.325980000 GHz	-44.92 dBm	-13.92 dB
6	6	2.3280 GHz	2.3370 GHz	1.000 MHz	2.331450000 GHz	-49.22 dBm	-12.22 dB
7	7	2.3370 GHz	2.3410 GHz	1.000 MHz	2.339920000 GHz	-45.34 dBm	-14.34 dB
8	8	2.3410 GHz	2.3450 GHz	1.000 MHz	2.341833333 GHz	-45.24 dBm	-20.24 dB
9	9	2.3450 GHz	2.3600 GHz	1.000 MHz	2.358825000 GHz	-48.39 dBm	-35.39 dB

Band40 / 10MHz / High CH / QPSK / FULL RB

Spur	Range	Start Freq	Stop Freq	RBW	Frequency	Amplitude	Δ Limit
1	1	2.3050 GHz	2.3150 GHz	1.000 MHz	2.312300000 GHz	15.07 dBm	-14.93 dB
2	2	2.3150 GHz	2.3160 GHz	100.0 kHz	2.315725000 GHz	-34.49 dBm	-21.49 dB
3	3	2.3160 GHz	2.3200 GHz	1.000 MHz	2.319766667 GHz	-26.67 dBm	-13.67 dB
4	4	2.3200 GHz	2.3240 GHz	1.000 MHz	2.320220000 GHz	-51.77 dBm	-26.77 dB
5	5	2.3240 GHz	2.3280 GHz	1.000 MHz	2.324073333 GHz	-34.34 dBm	-3.345 dB
6	6	2.3280 GHz	2.3370 GHz	1.000 MHz	2.328810000 GHz	-49.34 dBm	-12.34 dB
7	7	2.3370 GHz	2.3410 GHz	1.000 MHz	2.338660000 GHz	-43.46 dBm	-12.46 dB
8	8	2.3410 GHz	2.3450 GHz	1.000 MHz	2.342366667 GHz	-48.19 dBm	-23.19 dB
9	9	2.3450 GHz	2.3600 GHz	1.000 MHz	2.359175000 GHz	-48.65 dBm	-35.65 dB

Band 40, Block B

Band40 / 5MHz / Low CH / QPSK / 1 RB

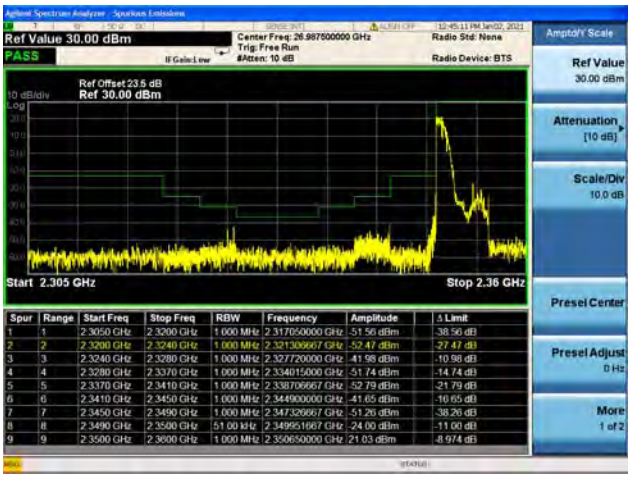

Spur	Range	Start Freq	Stop Freq	RBW	Frequency	Amplitude	Δ Limit
1	1	2.3050 GHz	2.3200 GHz	1.000 MHz	2.317050000 GHz	-51.56 dBm	-38.56 dB
2	2	2.3200 GHz	2.3240 GHz	1.000 MHz	2.321300667 GHz	-52.47 dBm	-37.47 dB
3	3	2.3240 GHz	2.3280 GHz	1.000 MHz	2.327720000 GHz	-41.98 dBm	-10.98 dB
4	4	2.3280 GHz	2.3370 GHz	1.000 MHz	2.334015000 GHz	-51.74 dBm	-14.74 dB
5	5	2.3370 GHz	2.3410 GHz	1.000 MHz	2.338706667 GHz	-52.79 dBm	-21.79 dB
6	6	2.3410 GHz	2.3450 GHz	1.000 MHz	2.344900000 GHz	-41.65 dBm	-10.65 dB
7	7	2.3450 GHz	2.3490 GHz	1.000 MHz	2.347326667 GHz	-51.26 dBm	-38.26 dB
8	8	2.3490 GHz	2.3500 GHz	51.00 kHz	2.349951667 GHz	-24.00 dBm	-11.00 dB
9	9	2.3500 GHz	2.3600 GHz	1.000 MHz	2.350650000 GHz	-21.03 dBm	-8.974 dB

Band40 / 5MHz / Low CH / QPSK / FULL RB

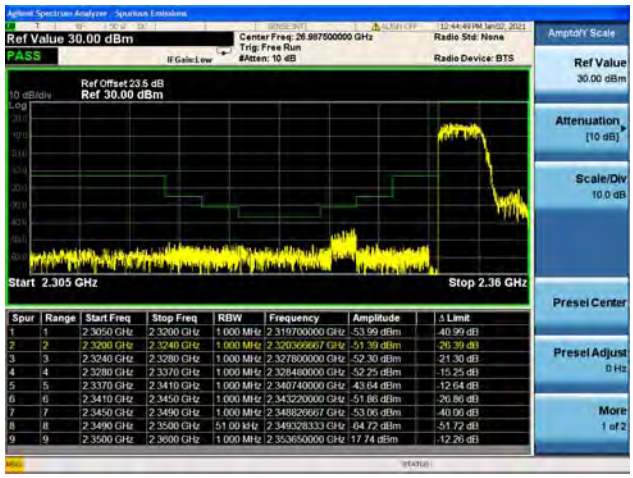

Spur	Range	Start Freq	Stop Freq	RBW	Frequency	Amplitude	Δ Limit
1	1	2.3050 GHz	2.3200 GHz	1.000 MHz	2.319700000 GHz	-53.99 dBm	-40.99 dB
2	2	2.3200 GHz	2.3240 GHz	1.000 MHz	2.320369667 GHz	-51.39 dBm	-26.39 dB
3	3	2.3240 GHz	2.3280 GHz	1.000 MHz	2.327800000 GHz	-52.30 dBm	-21.30 dB
4	4	2.3280 GHz	2.3370 GHz	1.000 MHz	2.328480000 GHz	-52.25 dBm	-15.25 dB
5	5	2.3370 GHz	2.3410 GHz	1.000 MHz	2.340740000 GHz	-43.64 dBm	-12.64 dB
6	6	2.3410 GHz	2.3450 GHz	1.000 MHz	2.343220000 GHz	-51.86 dBm	-26.86 dB
7	7	2.3450 GHz	2.3490 GHz	1.000 MHz	2.348826667 GHz	-53.06 dBm	-40.06 dB
8	8	2.3490 GHz	2.3500 GHz	51.00 kHz	2.349328333 GHz	-64.72 dBm	-51.72 dB
9	9	2.3500 GHz	2.3600 GHz	1.000 MHz	2.353650000 GHz	-17.74 dBm	-12.26 dB

Band40 / 5MHz / High CH / QPSK / 1 RB

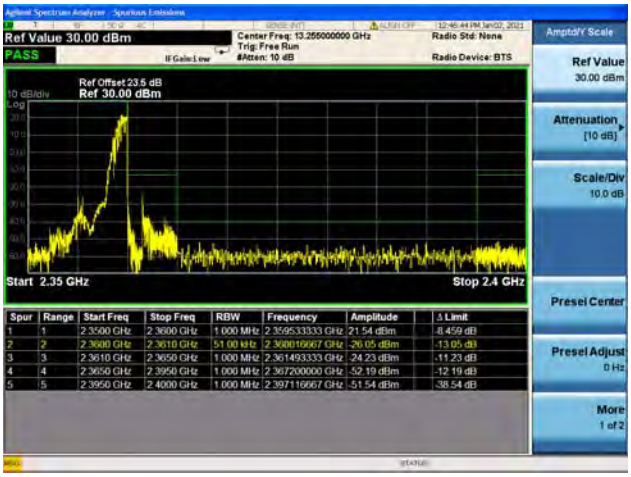

Spur	Range	Start Freq	Stop Freq	RBW	Frequency	Amplitude	Δ Limit
1	1	2.3500 GHz	2.3600 GHz	1.000 MHz	2.359533333 GHz	-21.54 dBm	-8.459 dB
2	2	2.3600 GHz	2.3610 GHz	51.00 kHz	2.360016667 GHz	-26.05 dBm	-13.05 dB
3	3	2.3610 GHz	2.3650 GHz	1.000 MHz	2.361493333 GHz	-24.23 dBm	-11.23 dB
4	4	2.3650 GHz	2.3950 GHz	1.000 MHz	2.367200000 GHz	-52.19 dBm	-12.19 dB
5	5	2.3950 GHz	2.4000 GHz	1.000 MHz	2.397116667 GHz	-51.54 dBm	-38.54 dB

Band40 / 5MHz / High CH / QPSK / FULL RB

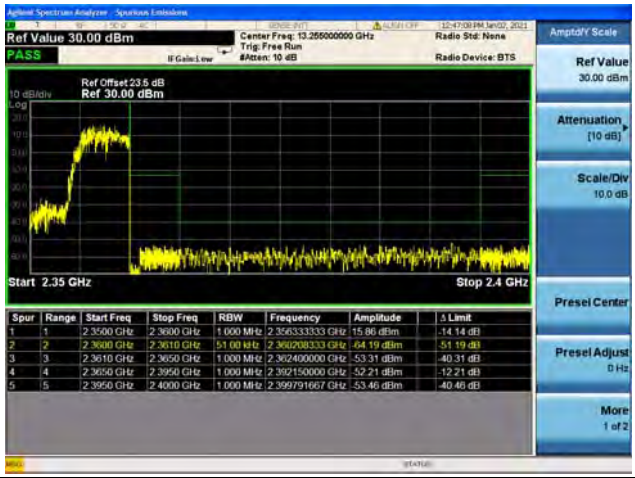

Spur	Range	Start Freq	Stop Freq	RBW	Frequency	Amplitude	Δ Limit
1	1	2.3500 GHz	2.3600 GHz	1.000 MHz	2.356333333 GHz	-15.86 dBm	-14.14 dB
2	2	2.3600 GHz	2.3610 GHz	51.00 kHz	2.360208333 GHz	-64.19 dBm	-51.19 dB
3	3	2.3610 GHz	2.3650 GHz	1.000 MHz	2.362400000 GHz	-53.31 dBm	-40.31 dB
4	4	2.3650 GHz	2.3950 GHz	1.000 MHz	2.392150000 GHz	-52.21 dBm	-12.21 dB
5	5	2.3950 GHz	2.4000 GHz	1.000 MHz	2.399791667 GHz	-53.46 dBm	-40.46 dB

Band 40, Block B

Band40 / 10MHz / Low CH / QPSK / 1 RB

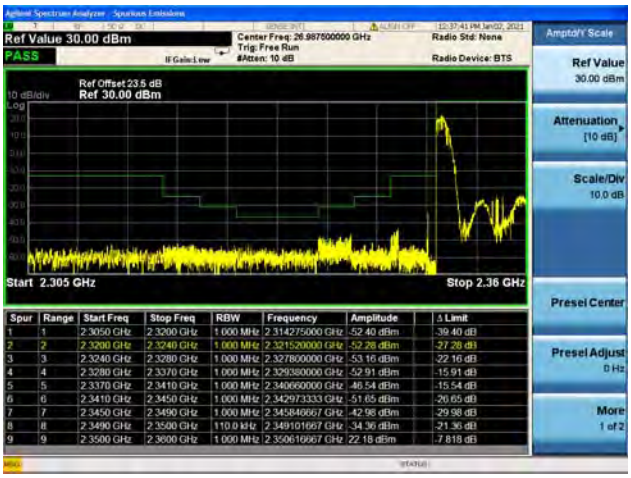

Spur	Range	Start Freq	Stop Freq	RBW	Frequency	Amplitude	Δ Limit
1	1	2.3050 GHz	2.3200 GHz	1.000 MHz	2.314275000 GHz	-52.40 dBm	-39.40 dB
2	2	2.3200 GHz	2.3240 GHz	1.000 MHz	2.321520000 GHz	-52.28 dBm	-37.28 dB
3	3	2.3240 GHz	2.3280 GHz	1.000 MHz	2.327800000 GHz	-53.16 dBm	-22.16 dB
4	4	2.3280 GHz	2.3370 GHz	1.000 MHz	2.329380000 GHz	-52.91 dBm	-15.91 dB
5	5	2.3370 GHz	2.3410 GHz	1.000 MHz	2.340660000 GHz	-46.54 dBm	-15.54 dB
6	6	2.3410 GHz	2.3450 GHz	1.000 MHz	2.342973333 GHz	-51.65 dBm	-20.65 dB
7	7	2.3450 GHz	2.3490 GHz	1.000 MHz	2.345846667 GHz	-42.98 dBm	-29.98 dB
8	8	2.3490 GHz	2.3500 GHz	110.0 kHz	2.349101667 GHz	-34.36 dBm	-21.36 dB
9	9	2.3500 GHz	2.3600 GHz	1.000 MHz	2.350616667 GHz	-22.18 dBm	-7.818 dB

Band40 / 10MHz / Low CH / QPSK / FULL RB

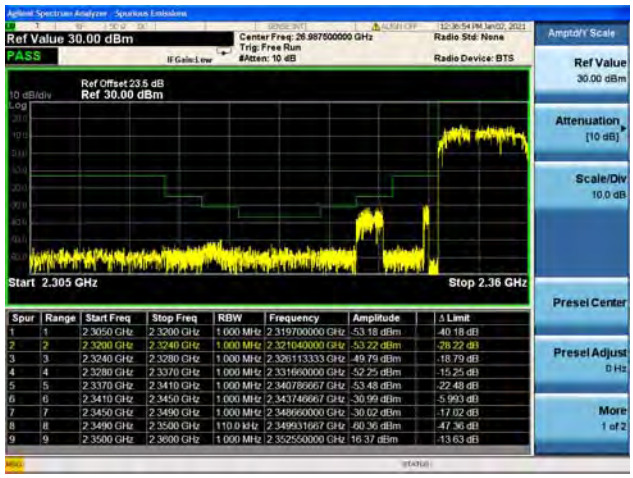

Spur	Range	Start Freq	Stop Freq	RBW	Frequency	Amplitude	Δ Limit
1	1	2.3050 GHz	2.3200 GHz	1.000 MHz	2.319700000 GHz	-53.18 dBm	-40.18 dB
2	2	2.3200 GHz	2.3240 GHz	1.000 MHz	2.321040000 GHz	-53.22 dBm	-28.22 dB
3	3	2.3240 GHz	2.3280 GHz	1.000 MHz	2.326113333 GHz	-49.79 dBm	-18.79 dB
4	4	2.3280 GHz	2.3370 GHz	1.000 MHz	2.331660000 GHz	-52.25 dBm	-15.25 dB
5	5	2.3370 GHz	2.3410 GHz	1.000 MHz	2.340786667 GHz	-53.48 dBm	-22.48 dB
6	6	2.3410 GHz	2.3450 GHz	1.000 MHz	2.343746667 GHz	-30.99 dBm	-5.993 dB
7	7	2.3450 GHz	2.3490 GHz	1.000 MHz	2.348660000 GHz	-30.02 dBm	-17.02 dB
8	8	2.3490 GHz	2.3500 GHz	110.0 kHz	2.349931667 GHz	-60.36 dBm	-47.36 dB
9	9	2.3500 GHz	2.3600 GHz	1.000 MHz	2.352550000 GHz	-16.37 dBm	-13.63 dB

Band40 / 10MHz / High CH / QPSK / 1 RB

Spur	Range	Start Freq	Stop Freq	RBW	Frequency	Amplitude	Δ Limit
1	1	2.3500 GHz	2.3600 GHz	1.000 MHz	2.359316667 GHz	21.99 dBm	-8.014 dB
2	2	2.3600 GHz	2.3610 GHz	110.0 kHz	2.360951667 GHz	-39.20 dBm	-26.20 dB
3	3	2.3610 GHz	2.3650 GHz	1.000 MHz	2.361760000 GHz	-52.20 dBm	-39.20 dB
4	4	2.3650 GHz	2.3950 GHz	1.000 MHz	2.380700000 GHz	-52.98 dBm	-12.98 dB
5	5	2.3950 GHz	2.4000 GHz	1.000 MHz	2.398008333 GHz	-53.27 dBm	-40.27 dB

Band40 / 10MHz / High CH / QPSK / FULL RB

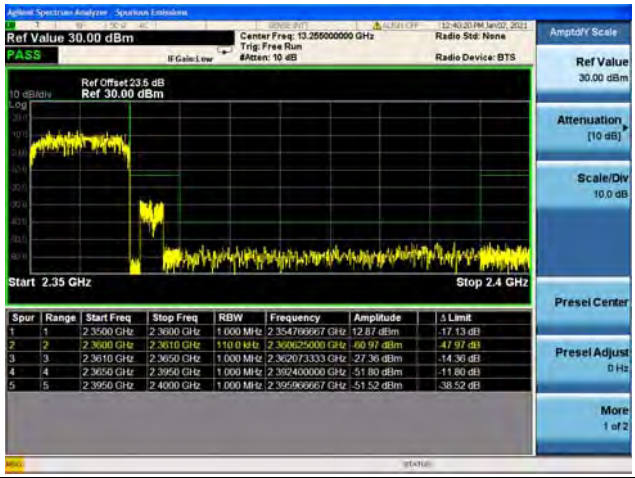

Spur	Range	Start Freq	Stop Freq	RBW	Frequency	Amplitude	Δ Limit
1	1	2.3500 GHz	2.3600 GHz	1.000 MHz	2.354766667 GHz	12.87 dBm	-17.13 dB
2	2	2.3600 GHz	2.3610 GHz	110.0 kHz	2.360625000 GHz	-60.97 dBm	-47.97 dB
3	3	2.3610 GHz	2.3650 GHz	1.000 MHz	2.362073333 GHz	-27.36 dBm	-14.36 dB
4	4	2.3650 GHz	2.3950 GHz	1.000 MHz	2.392400000 GHz	-51.80 dBm	-11.80 dB
5	5	2.3950 GHz	2.4000 GHz	1.000 MHz	2.395966667 GHz	-51.52 dBm	-38.52 dB

Band66 / 1.4MHz / Low CH / QPSK / 1 RB

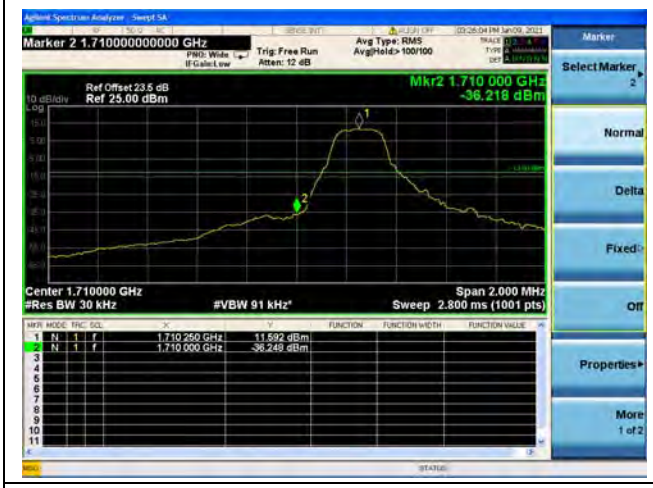

Band66 / 1.4MHz / Low CH / QPSK / FULL RB

Band66 / 1.4MHz / High CH / QPSK / 1 RB

Band66 / 1.4MHz / High CH / QPSK / FULL RB

Band66 / 3MHz / Low CH / QPSK / 1 RB

Band66 / 3MHz / Low CH / QPSK / FULL RB

Band66 / 3MHz / High CH / QPSK / 1 RB

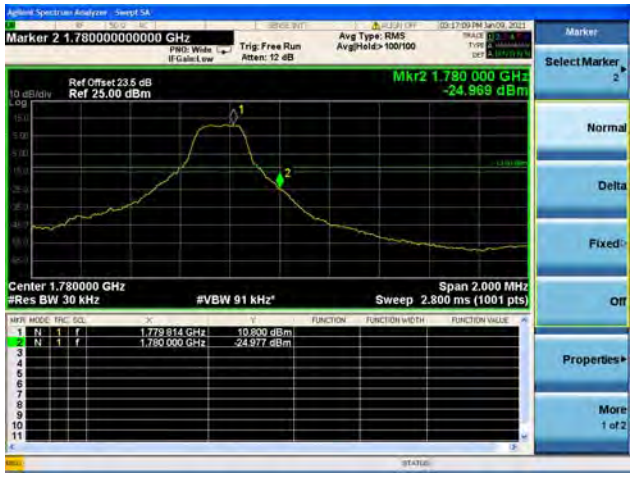

Band66 / 3MHz / High CH / QPSK / FULL RB

Band66 / 5MHz / Low CH / QPSK / 1 RB

Band66 / 5MHz / Low CH / QPSK / FULL RB

Band66 / 5MHz / High CH / QPSK / 1 RB

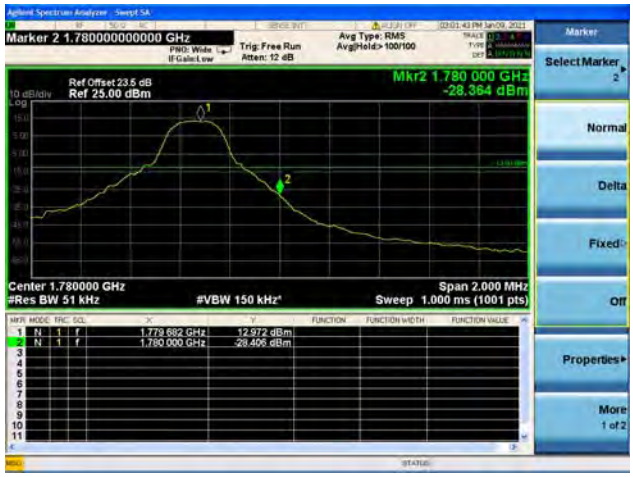

Band66 / 5MHz / High CH / QPSK / FULL RB

Band66 / 10MHz / Low CH / QPSK / 1 RB

Band66 / 10MHz / Low CH / QPSK / FULL RB

Band66 / 10MHz / High CH / QPSK / 1 RB

Band66 / 10MHz / High CH / QPSK / FULL RB

Band66 / 15MHz / Low CH / QPSK / 1 RB

Band66 / 15MHz / Low CH / QPSK / FULL RB

Band66 / 15MHz / High CH / QPSK / 1 RB

Band66 / 15MHz / High CH / QPSK / FULL RB

Band66 / 20MHz / Low CH / QPSK / 1 RB

Band66 / 20MHz / Low CH / QPSK / FULL RB

Band66 / 20MHz / High CH / QPSK / 1 RB

Band66 / 20MHz / High CH / QPSK / FULL RB

2.7. Radiated Spurious Emissions

2.7.1. Requirement

According to FCC section 2.1051, the power of any emission outside of the authorized operating frequency ranges must be attenuated below the transmitting power (P) by a factor of at least 43+10*log(P)dB. This calculated to be -13dBm.

Additional requirement for LTE Band 7, 38
The power of any emission outside of the authorized operating frequency ranges must be attenuated below the transmitting power (P) by a factor of at least 55 + 10 log(P) dB. This calculated to be -25dBm.

Additional requirement for LTE Band 40
The power of any emission outside of the authorized operating frequency ranges must be attenuated below the transmitter power (P) by a factor of at least 70 + 10 log (P) dB. This calculated to be -40dBm.

2.7.2. Test Description

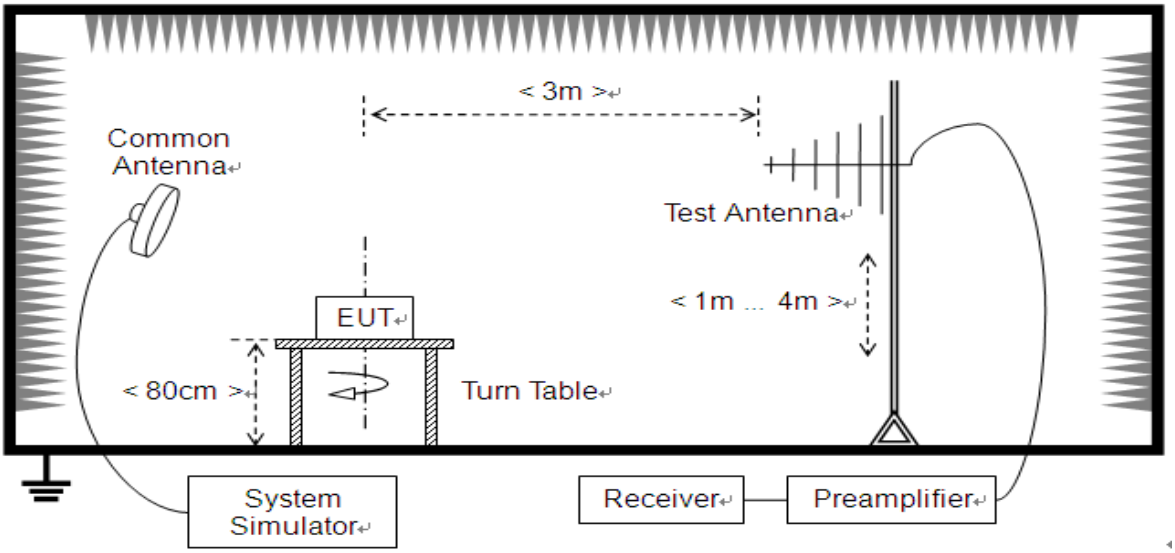

(For the test frequency from 30MHz to1GHz)

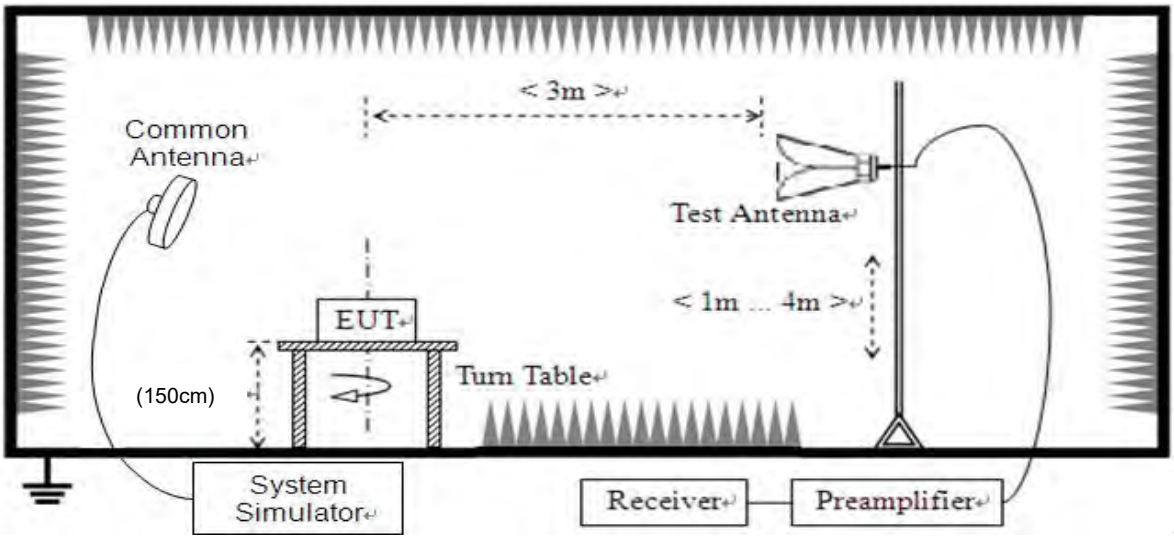

(For the test frequency above 1GHz)

The EUT is located in a 3m Full-Anechoic Chamber, the cable loss, air loss and so on of the site as factors are pre-calibrated using the "Substitution" method, and calculated to correct the reading.
A call is established between the EUT and the SS via a Common Antenna. The EUT is commanded by the SS to operate at the maximum and minimum output power, and only the test result of the maximum output power was recorded.
In the frequency range above 30MHz, Bi-Log Test Antenna (30MHz to 1GHz) and Horn Test Antenna (above 1GHz) are used. Test Antenna is 3m away from the EUT. Test Antenna height is varied from 1m to 4m above the ground and the Turn Table is actuated to turn from 0° to 360°to determine the maximum value of the radiated power. The emission levels at both horizontal and vertical polarizations should be tested. The Filters consists of Notch Filters and High Pass Filter.

Note: When doing measurements above 1GHz, the EUT has been within the 3dB cone width of the horn antenna during horizontal antenna.

2.7.3. Test Procedure

KDB 971168 D01v03 Section 5.8 and ANSI/TIA-603-E-2016.

For measurements below 1 GHz the resolution bandwidth is set to 100 kHz for peak detection measurements.

For measurements above 1GHz the resolution bandwidth is set to 1MHz, the video band width is set to 3MHz for peak measurements.

2.7.4. Test Result

The measurement frequency range is from 30MHz to the 10th harmonic of the fundamental frequency. The Turn Table is actuated to turn from 0° to 360°, and both horizontal and vertical polarizations of the Test Antenna are used to find the maximum radiated power. The lowest, middle and highest channels are tested to verify the out of band emissions.

The substitution corrections are obtained as described below:

$A_{SUBST} = P_{SUBST_TX} - P_{SUBST_RX} - L_{SUBST_CABLES} + G_{SUBST_TX_ANT}$

$A_{TOT} = L_{CABLES} + A_{SUBST}$

Where A_{SUBST} is the final substitution correction including receive antenna gain.

P_{SUBST_TX} is signal generator level,

P_{SUBST_RX} is receiver level,

L_{SUBST_CABLES} is cable losses including TX cable,

$G_{SUBST_TX_ANT}$ is substitution antenna gain.

A_{TOT} is total correction factor including cable loss and substitution correction

During the test, the data of A_{TOT} was added in the test spectrum analyze, so spectrum analyze reading is the final values which contain the data of A_{TOT}.

Note1: The power of the EUT transmitting frequency should be ignored.

Note2: All Spurious Emission tests were performed in X, Y, Z axis direction. And only the worst axis test condition was recorded in this test report.

Note3: All bandwidth and modulation were considered and evaluated respectively by performing full test for each band, only the worst cases (Max Bandwidth and QPSK mode) were recorded in this test report.

Note4: N/A means the frequency is the basic frequency or the base station frequency, they are no need to verdict.

Top Antenna

LTE Band 2, 20MHz BW, Low Channel, QPSK

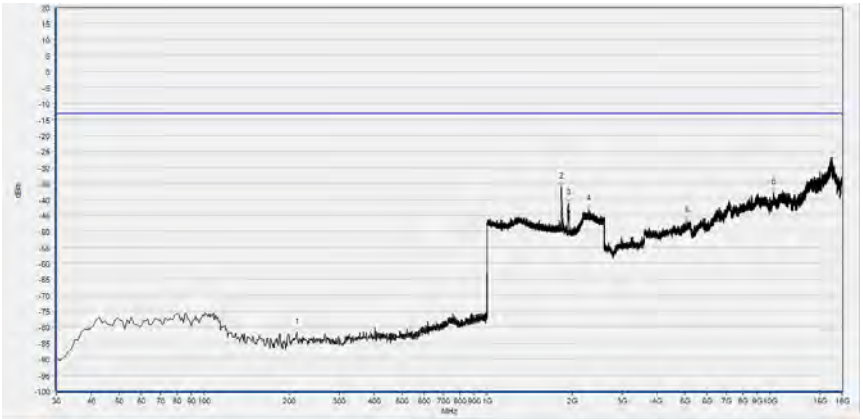

No.	Fre.(MHz)	PK (dBm)	Limit (dBm)	Antenna	Verdict
1	212.360	-81.74	-13.00	Horizontal	PASS
2	1834.894	-36.01	-13.00	Horizontal	N/A
3	1937.975	-41.20	-13.00	Horizontal	N/A
4	2286.275	-43.09	-13.00	Horizontal	PASS
5	5098.054	-46.76	-13.00	Horizontal	PASS
6	10292.999	-37.98	-13.00	Horizontal	PASS

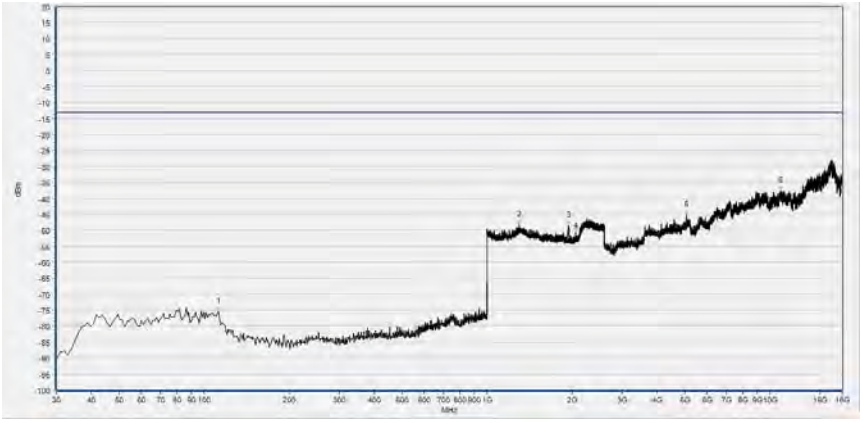

No.	Fre.(MHz)	PK (dBm)	Limit (dBm)	Antenna	Verdict
1	112.450	-75.53	-13.00	Vertical	PASS
2	1300.280	-48.31	-13.00	Vertical	PASS
3	1939.256	-48.52	-13.00	Vertical	N/A
4	2053.221	-50.64	-13.00	Vertical	PASS
5	5056.047	-45.20	-13.00	Vertical	PASS
6	10900.709	-37.72	-13.00	Vertical	PASS

LTE Band 2, 20MHz BW, Mid Channel, QPSK

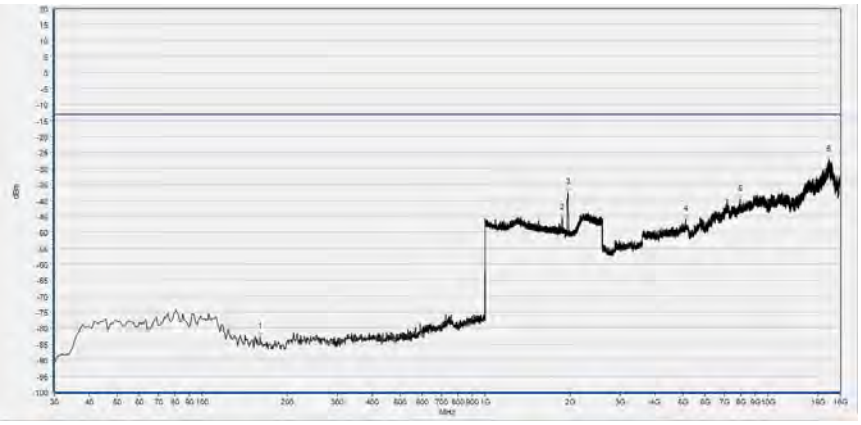

No.	Fre.(MHz)	PK (dBm)	Limit (dBm)	Antenna	Verdict
1	159.980	-82.81	-13.00	Horizontal	PASS
2	1874.590	-45.57	-13.00	Horizontal	N/A
3	1966.146	-37.46	-13.00	Horizontal	N/A
4	5112.057	-46.00	-13.00	Horizontal	PASS
5	7985.379	-39.59	-13.00	Horizontal	PASS
6	16414.912	-27.42	-13.00	Horizontal	PASS

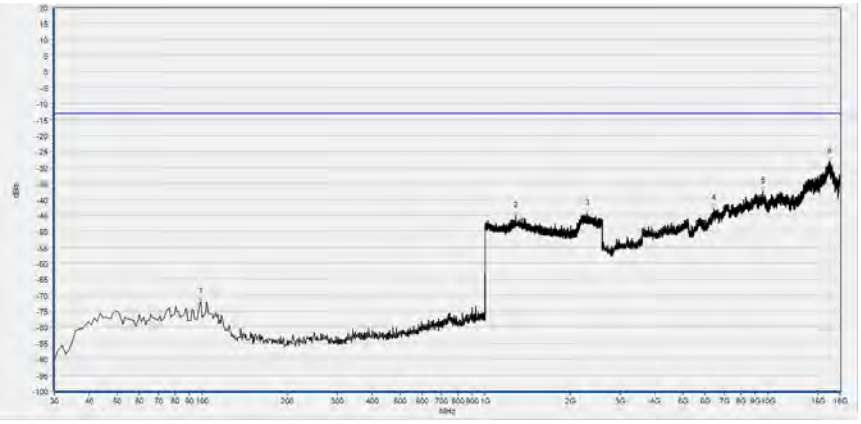

No.	Fre.(MHz)	PK (dBm)	Limit (dBm)	Antenna	Verdict
1	98.870	-72.06	-13.00	Vertical	PASS
2	1282.353	-45.18	-13.00	Vertical	PASS
3	2291.397	-44.43	-13.00	Vertical	PASS
4	6447.900	-42.76	-13.00	Vertical	PASS
5	9590.071	-37.51	-13.00	Vertical	PASS
6	16510.129	-28.19	-13.00	Vertical	PASS

LTE Band 2, 20MHz BW, High Channel, QPSK

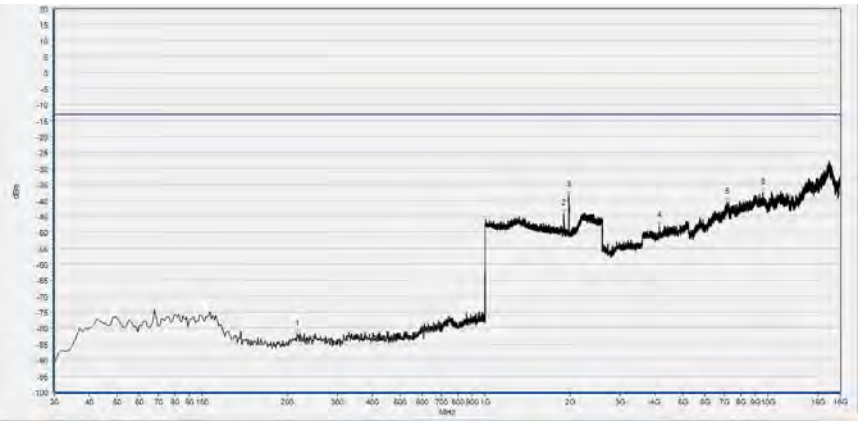

No.	Fre.(MHz)	PK (dBm)	Limit (dBm)	Antenna	Verdict
1	216.240	-81.99	-13.00	Horizontal	PASS
2	1898.279	-44.09	-13.00	Horizontal	N/A
3	1971.909	-38.26	-13.00	Horizontal	N/A
4	4131.879	-47.96	-13.00	Horizontal	PASS
5	7170.431	-40.67	-13.00	Horizontal	PASS
6	9612.475	-37.52	-13.00	Horizontal	PASS

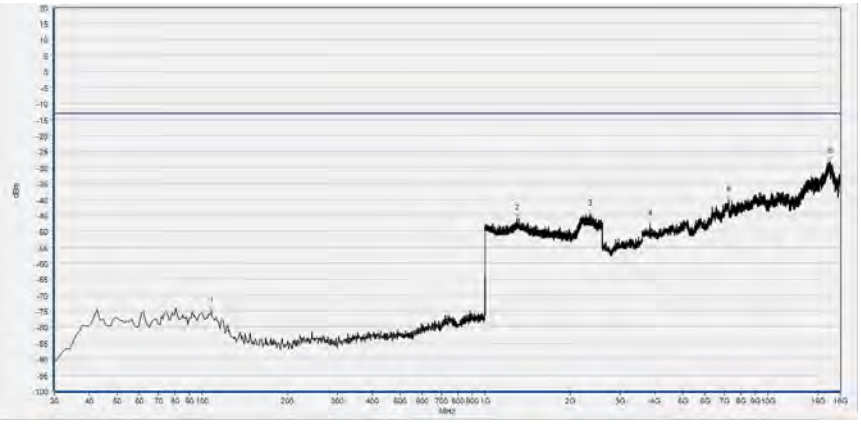

No.	Fre.(MHz)	PK (dBm)	Limit (dBm)	Antenna	Verdict
1	107.600	-75.02	-13.00	Vertical	PASS
2	1300.920	-46.01	-13.00	Vertical	PASS
3	2346.459	-44.61	-13.00	Vertical	PASS
4	3837.825	-47.78	-13.00	Vertical	PASS
5	7251.646	-40.43	-13.00	Vertical	PASS
6	16574.541	-28.36	-13.00	Vertical	PASS

LTE Band 4, 20MHz BW, Low Channel, QPSK

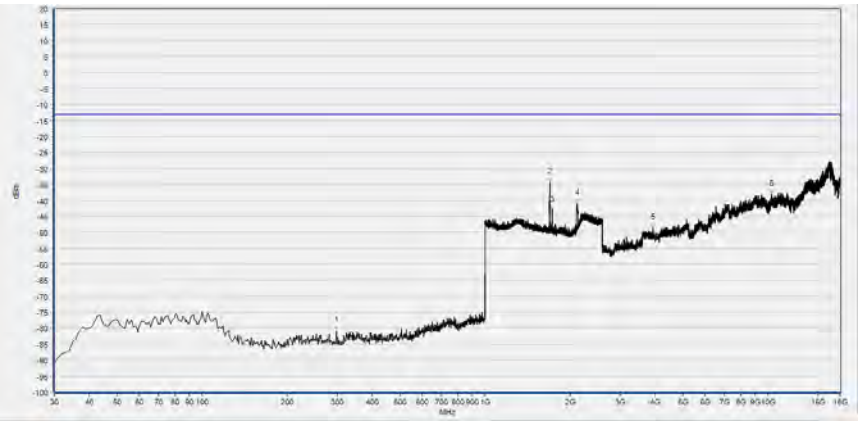

No.	Fre.(MHz)	PK (dBm)	Limit (dBm)	Antenna	Verdict
1	297.720	-80.89	-13.00	Horizontal	PASS
2	1694.678	-34.28	-13.00	Horizontal	PASS
3	1725.410	-43.26	-13.00	Horizontal	N/A
4	2114.046	-41.11	-13.00	Horizontal	N/A
5	3933.042	-48.59	-13.00	Horizontal	PASS
6	10284.597	-38.12	-13.00	Horizontal	PASS

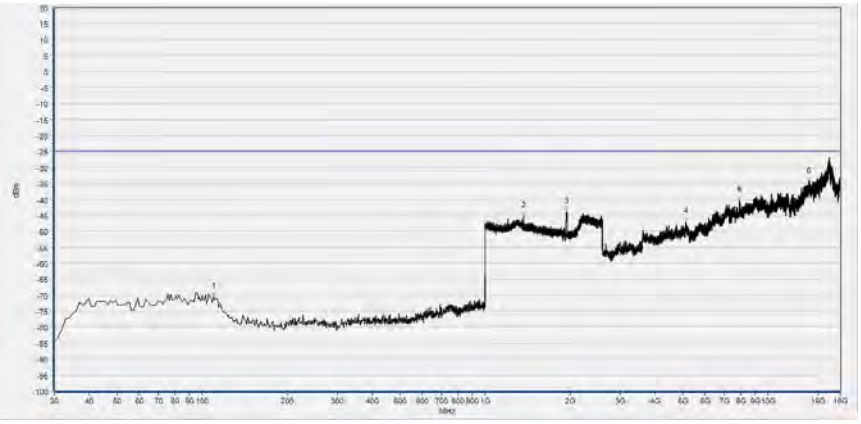

No.	Fre.(MHz)	PK (dBm)	Limit (dBm)	Antenna	Verdict
1	109.540	-70.46	-25.00	Vertical	PASS
2	1369.428	-45.23	-25.00	Vertical	PASS
3	1944.378	-44.02	-25.00	Vertical	N/A
4	5112.057	-47.13	-25.00	Vertical	PASS
5	7912.566	-40.33	-25.00	Vertical	PASS
6	13905.656	-34.48	-25.00	Vertical	PASS

LTE Band 4, 20MHz BW, Mid Channel, QPSK

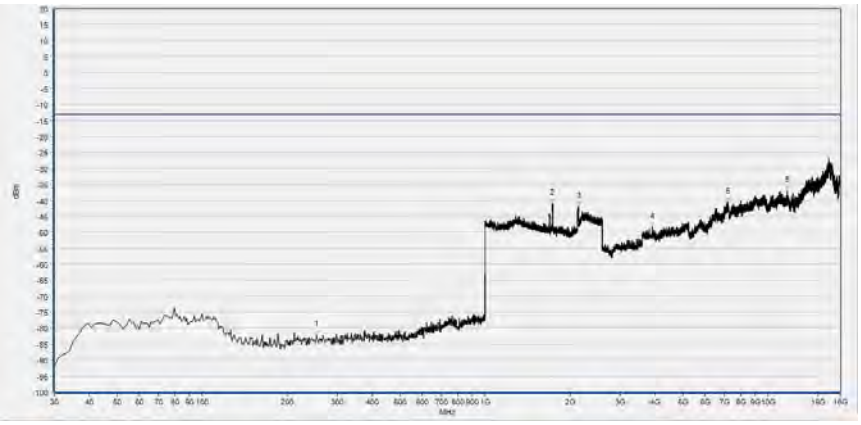

No.	Fre.(MHz)	PK (dBm)	Limit (dBm)	Antenna	Verdict
1	254.070	-82.15	-13.00	Horizontal	PASS
2	1732.453	-41.06	-13.00	Horizontal	N/A
3	2139.656	-41.99	-13.00	Horizontal	N/A
4	3905.037	-48.31	-13.00	Horizontal	PASS
5	7234.843	-40.60	-13.00	Horizontal	PASS
6	11738.061	-37.04	-13.00	Horizontal	PASS

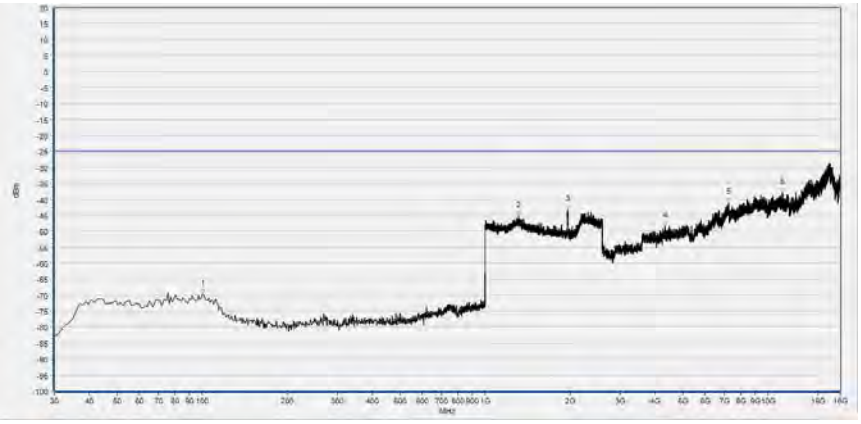

No.	Fre.(MHz)	PK (dBm)	Limit (dBm)	Antenna	Verdict
1	100.810	-69.71	-25.00	Vertical	PASS
2	1315.006	-45.16	-25.00	Vertical	PASS
3	1962.945	-43.24	-25.00	Vertical	N/A
4	4322.313	-48.39	-25.00	Vertical	PASS
5	7254.446	-40.93	-25.00	Vertical	PASS
6	11222.768	-37.82	-25.00	Vertical	PASS

LTE Band 4, 20MHz BW, High Channel, QPSK

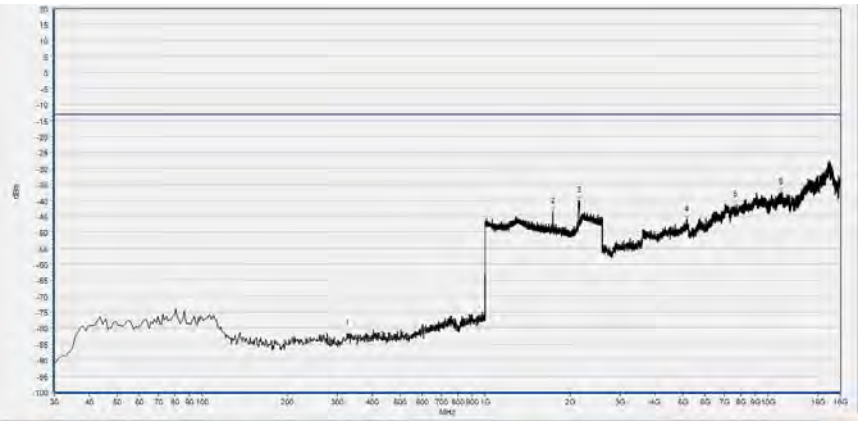

No.	Fre.(MHz)	PK (dBm)	Limit (dBm)	Antenna	Verdict
1	324.880	-81.71	-13.00	Horizontal	PASS
2	1736.295	-43.45	-13.00	Horizontal	N/A
3	2142.857	-40.02	-13.00	Horizontal	N/A
4	5168.067	-46.05	-13.00	Horizontal	PASS
5	7652.119	-41.39	-13.00	Horizontal	PASS
6	11079.942	-37.40	-13.00	Horizontal	PASS

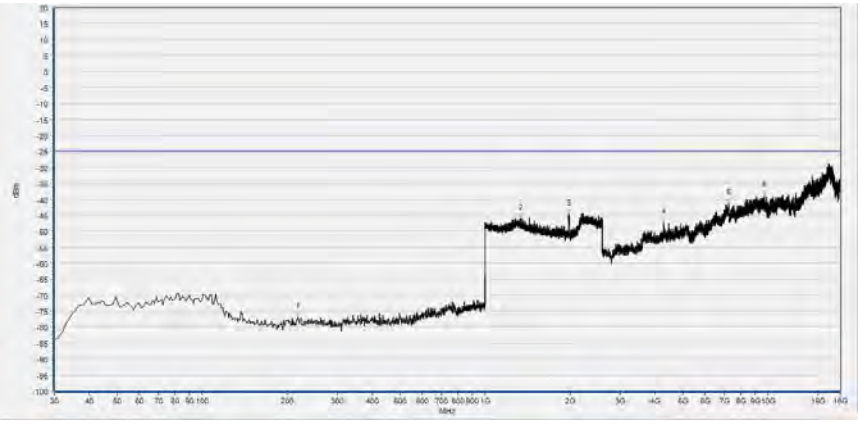

No.	Fre.(MHz)	PK (dBm)	Limit (dBm)	Antenna	Verdict
1	218.180	-76.81	-25.00	Vertical	PASS
2	1340.616	-45.95	-25.00	Vertical	PASS
3	1978.952	-44.58	-25.00	Vertical	N/A
4	4277.505	-47.21	-25.00	Vertical	PASS
5	7251.646	-41.28	-25.00	Vertical	PASS
6	9693.690	-38.79	-25.00	Vertical	PASS

LTE Band 5, 10MHz BW, Low Channel, QPSK

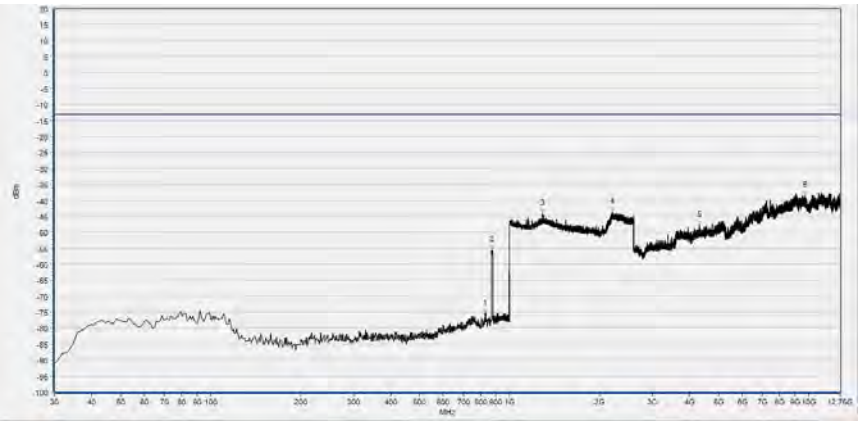

No.	Fre.(MHz)	PK (dBm)	Limit (dBm)	Antenna	Verdict
1	828.310	-75.50	-13.00	Horizontal	N/A
2	874.870	-55.46	-13.00	Horizontal	N/A
3	1288.756	-44.11	-13.00	Horizontal	PASS
4	2206.242	-43.63	-13.00	Horizontal	PASS
5	4311.047	-47.79	-13.00	Horizontal	PASS
6	9750.591	-38.62	-13.00	Horizontal	PASS

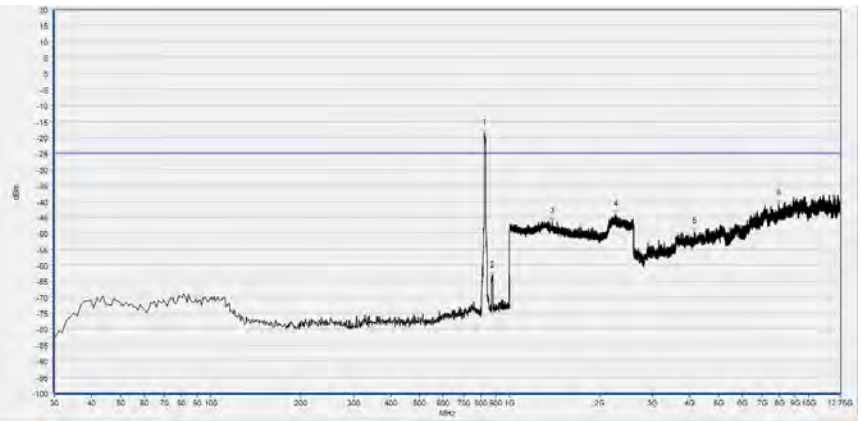

No.	Fre.(MHz)	PK (dBm)	Limit (dBm)	Antenna	Verdict
1	824.430	-18.59	-25.00	Vertical	N/A
2	876.810	-63.32	-25.00	Vertical	N/A
3	1389.276	-46.43	-25.00	Vertical	PASS
4	2266.427	-44.20	-25.00	Vertical	PASS
5	4159.693	-49.43	-25.00	Vertical	PASS
6	7925.105	-40.68	-25.00	Vertical	PASS

LTE Band 5, 10MHz BW, Mid Channel, QPSK

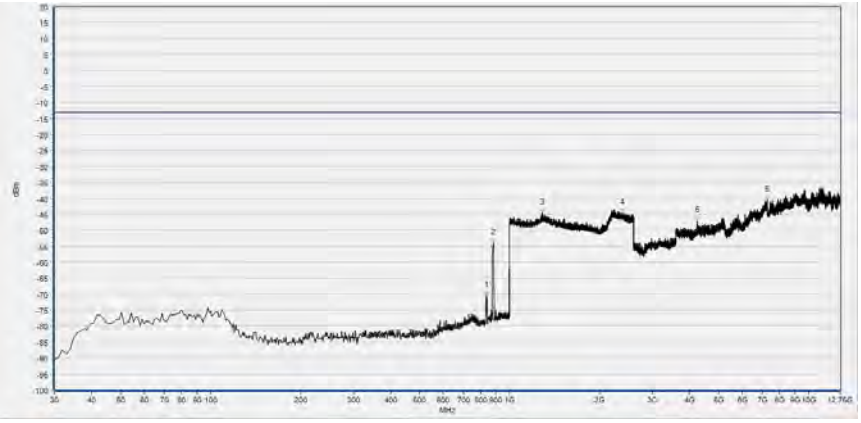

No.	Fre.(MHz)	PK (dBm)	Limit (dBm)	Antenna	Verdict
1	838.980	-70.41	-13.00	Horizontal	N/A
2	883.600	-53.99	-13.00	Horizontal	N/A
3	1285.554	-44.65	-13.00	Horizontal	PASS
4	2382.313	-44.63	-13.00	Horizontal	PASS
5	4251.982	-46.99	-13.00	Horizontal	PASS
6	7269.849	-40.58	-13.00	Horizontal	PASS

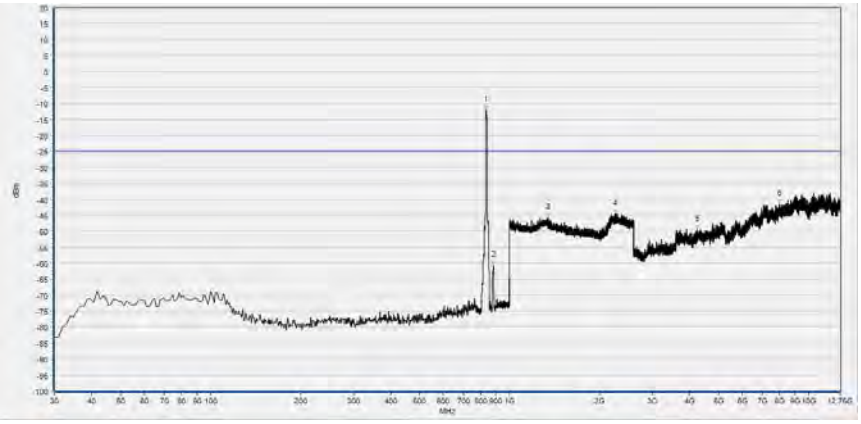

No.	Fre.(MHz)	PK (dBm)	Limit (dBm)	Antenna	Verdict
1	834.130	-11.88	-25.00	Vertical	N/A
2	885.540	-60.72	-25.00	Vertical	N/A
3	1341.257	-45.79	-25.00	Vertical	PASS
4	2254.262	-44.58	-25.00	Vertical	PASS
5	4253.828	-49.53	-25.00	Vertical	PASS
6	7973.095	-41.54	-25.00	Vertical	PASS

LTE Band 5, 10MHz BW, High Channel, QPSK

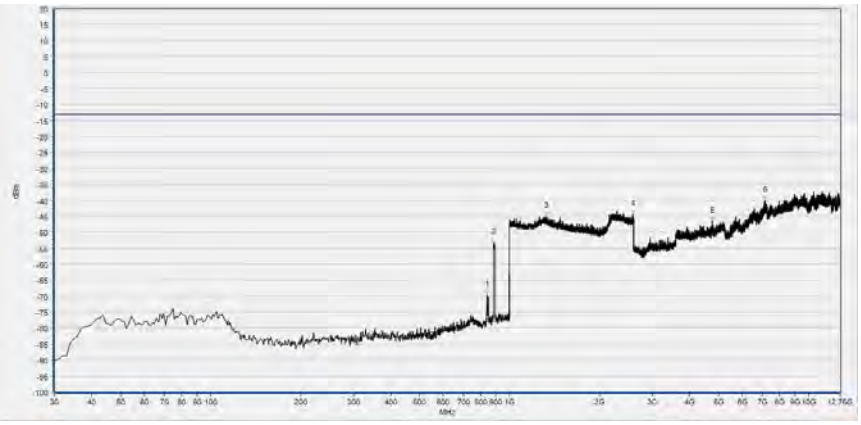

No.	Fre.(MHz)	PK (dBm)	Limit (dBm)	Antenna	Verdict
1	842.860	-69.67	-13.00	Horizontal	N/A
2	885.540	-53.38	-13.00	Horizontal	N/A
3	1332.293	-45.07	-13.00	Horizontal	PASS
4	2584.634	-44.35	-13.00	Horizontal	PASS
5	4750.346	-46.64	-13.00	Horizontal	PASS
6	7168.331	-40.04	-13.00	Horizontal	PASS

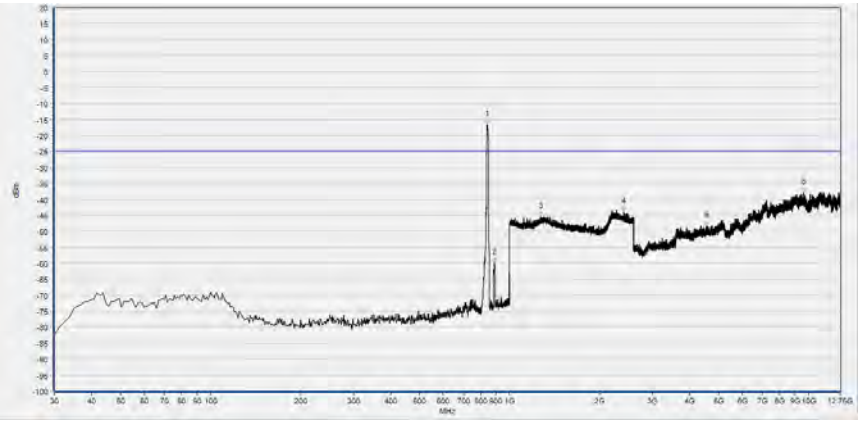

No.	Fre.(MHz)	PK (dBm)	Limit (dBm)	Antenna	Verdict
1	843.830	-16.57	-25.00	Vertical	N/A
2	889.420	-59.92	-25.00	Vertical	N/A
3	1272.109	-45.49	-25.00	Vertical	PASS
4	2413.045	-43.87	-25.00	Vertical	PASS
5	4545.463	-48.45	-25.00	Vertical	PASS
6	9614.003	-37.90	-25.00	Vertical	PASS

LTE Band 7, 20MHz BW, Low Channel, QPSK

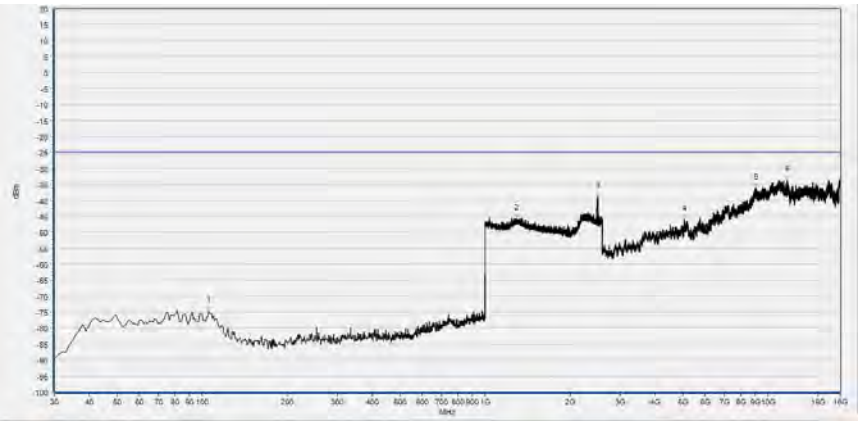

No.	Fre.(MHz)	PK (dBm)	Limit (dBm)	Antenna	Verdict
1	105.660	-74.77	-25.00	Horizontal	PASS
2	1289.396	-45.71	-25.00	Horizontal	PASS
3	2502.041	-38.82	-25.00	Horizontal	N/A
4	5064.448	-45.93	-25.00	Horizontal	PASS
5	9074.777	-35.99	-25.00	Horizontal	PASS
6	11704.455	-33.71	-25.00	Horizontal	PASS

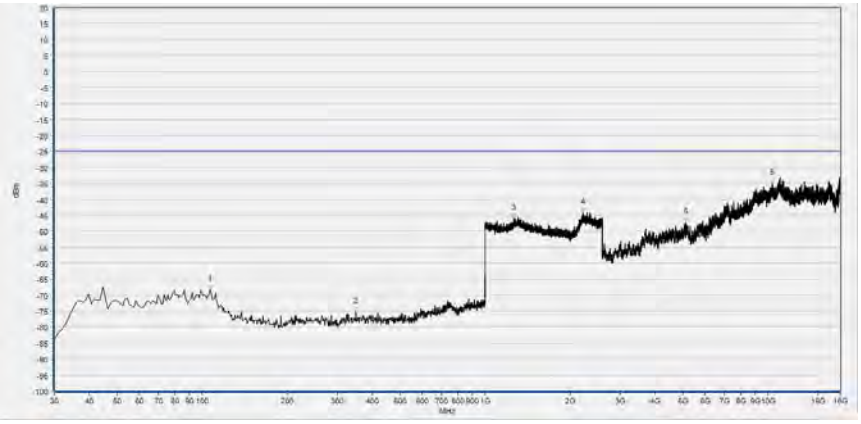

No.	Fre.(MHz)	PK (dBm)	Limit (dBm)	Antenna	Verdict
1	106.630	-68.21	-25.00	Vertical	PASS
2	349.130	-75.19	-25.00	Vertical	PASS
3	1265.706	-45.91	-25.00	Vertical	PASS
4	2222.249	-44.14	-25.00	Vertical	PASS
5	5137.261	-47.22	-25.00	Vertical	PASS
6	10365.812	-34.86	-25.00	Vertical	PASS