Annex D Plots of Maximum SAR Test Results

GSM850_GPRS(2 TX slots)_Right Cheek_Ch189_Ant 1

Communication System: UID 0, GSM850(class 10) (0); Frequency: 836.4 MHz;Duty Cycle: 1:4.15
Medium: HSL_900 Medium parameters used: f = 836.4 MHz; σ = 0.943 S/m; ε_r = 42.978; ρ = 1000 kg/m^3
Ambient Temperature：23.2 ℃; Liquid Temperature：22.1 ℃

DASY5 Configuration:
- Probe: EX3DV4 - SN3823; ConvF(9.31, 9.31, 9.31) @ 836.4 MHz; Calibrated: 2021.01.22
- Sensor-Surface: 2mm (Mechanical Surface Detection)
- Electronics: DAE4 Sn480; Calibrated: 2021.06.22
- Phantom: SAM 2; Type: QD000P40CC; Serial: TP:1464
- Measurement SW: DASY52, Version 52.10 (4); SEMCAD X Version 14.6.14 (7483)

Ch189/Area Scan (71x81x1): Interpolated grid: dx=1.500 mm, dy=1.500 mm
Maximum value of SAR (interpolated) = 1.11 W/kg

Ch189/Zoom Scan (5x5x7)/Cube 0: Measurement grid: dx=8mm, dy=8mm, dz=5mm
Reference Value = 23.64 V/m; Power Drift = -0.12 dB
Peak SAR (extrapolated) = 1.38 W/kg
SAR(1 g) = 0.584 W/kg; SAR(10 g) = 0.309 W/kg
Smallest distance from peaks to all points 3 dB below = 6.6 mm
Ratio of SAR at M2 to SAR at M1 = 43.7%
Maximum value of SAR (measured) = 0.907 W/kg



0 dB = 0.907 W/kg

GSM1900_GPRS(2 TX slots)_Right Cheek_Ch661_Ant 1

Communication System: UID 0, GSM1900(Class 10) (0); Frequency: 1880 MHz;Duty Cycle: 1:4.15
Medium: HSL_2000 Medium parameters used: f = 1880 MHz; σ = 1.366 S/m; ε_r = 40.167; ρ = 1000 kg/m^3
Ambient Temperature：23.2 ℃; Liquid Temperature：22.2 ℃

DASY5 Configuration:
- Probe: EX3DV4 - SN3823; ConvF(7.7, 7.7, 7.7) @ 1880 MHz; Calibrated: 2021.01.22
- Sensor-Surface: 2mm (Mechanical Surface Detection)
- Electronics: DAE4 Sn480; Calibrated: 2021.06.22
- Phantom: SAM 2; Type: QD000P40CC; Serial: TP:1464
- Measurement SW: DASY52, Version 52.10 (4); SEMCAD X Version 14.6.14 (7483)

Ch661/Area Scan (71x81x1): Interpolated grid: dx=1.500 mm, dy=1.500 mm
Maximum value of SAR (interpolated) = 1.16 W/kg

Ch661/Zoom Scan (5x5x7)/Cube 0: Measurement grid: dx=8mm, dy=8mm, dz=5mm
Reference Value = 16.75 V/m; Power Drift = -0.18 dB
Peak SAR (extrapolated) = 1.23 W/kg
SAR(1 g) = 0.688 W/kg; SAR(10 g) = 0.375 W/kg
Smallest distance from peaks to all points 3 dB below = 10.7 mm
Ratio of SAR at M2 to SAR at M1 = 54.8%
Maximum value of SAR (measured) = 0.958 W/kg



0 dB = 0.958 W/kg

WCDMA Band II_RMC 12.2Kbps_Right Cheek_Ch9538_Ant 1

Communication System: UID 0, UMTS-FDD (0); Frequency: 1907.6 MHz;Duty Cycle: 1:1
Medium: HSL_2000 Medium parameters used: f = 1908 MHz; σ = 1.378 S/m; ε_r = 39.922; ρ = 1000 kg/m^3
Ambient Temperature：23.2 ℃; Liquid Temperature：22.2 ℃

DASY5 Configuration:
- Probe: EX3DV4 - SN3823; ConvF(7.7, 7.7, 7.7) @ 1907.6 MHz; Calibrated: 2021.01.22
- Sensor-Surface: 2mm (Mechanical Surface Detection)
- Electronics: DAE4 Sn480; Calibrated: 2021.06.22
- Phantom: SAM 2; Type: QD000P40CC; Serial: TP:1464
- Measurement SW: DASY52, Version 52.10 (4); SEMCAD X Version 14.6.14 (7483)

Ch9538/Area Scan (71x81x1): Interpolated grid: dx=1.500 mm, dy=1.500 mm
Maximum value of SAR (interpolated) = 0.925 W/kg

Ch9538/Zoom Scan (5x5x7)/Cube 0: Measurement grid: dx=8mm, dy=8mm, dz=5mm
Reference Value = 14.45 V/m; Power Drift = -0.13 dB
Peak SAR (extrapolated) = 1.07 W/kg
SAR(1 g) = 0.570 W/kg; SAR(10 g) = 0.309 W/kg
Smallest distance from peaks to all points 3 dB below = 12.2 mm
Ratio of SAR at M2 to SAR at M1 = 56.9%
Maximum value of SAR (measured) = 0.812 W/kg

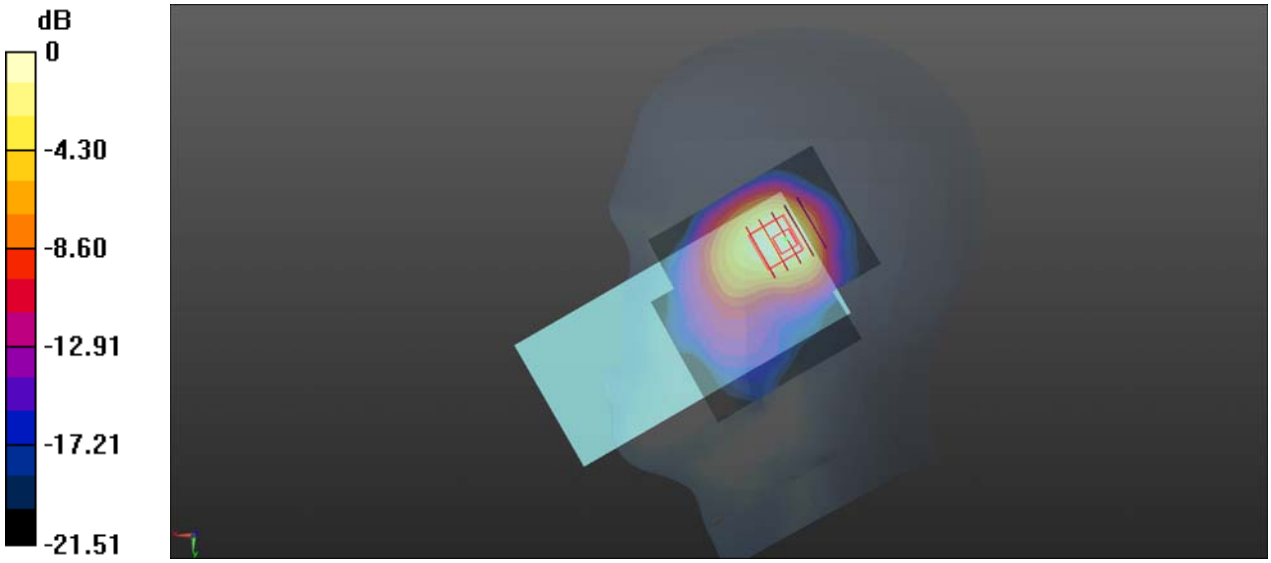

0 dB = 0.812 W/kg

WCDMA Band IV_RMC 12.2Kbps_Right Cheek_Ch1413_Ant 1

Communication System: UID 0, UMTS-FDD (0); Frequency: 1732.6 MHz;Duty Cycle: 1:1
Medium: HSL_1800 Medium parameters used: f = 1733 MHz; σ = 1.412 S/m; ε_r = 39.814; ρ = 1000 kg/m^3
Ambient Temperature：23.2 ℃; Liquid Temperature：22.1 ℃

DASY5 Configuration:
- Probe: EX3DV4 - SN3823; ConvF(7.98, 7.98, 7.98) @ 1732.6 MHz; Calibrated: 2021.01.22
- Sensor-Surface: 2mm (Mechanical Surface Detection)
- Electronics: DAE4 Sn480; Calibrated: 2021.06.22
- Phantom: SAM 2; Type: QD000P40CC; Serial: TP:1464
- Measurement SW: DASY52, Version 52.10 (4); SEMCAD X Version 14.6.14 (7483)

Ch1413/Area Scan (71x81x1): Interpolated grid: dx=1.500 mm, dy=1.500 mm
Maximum value of SAR (interpolated) = 0.875 W/kg

Ch1413/Zoom Scan (5x5x7)/Cube 0: Measurement grid: dx=8mm, dy=8mm, dz=5mm
Reference Value = 13.12 V/m; Power Drift = -0.11 dB
Peak SAR (extrapolated) = 0.890 W/kg
SAR(1 g) = 0.501 W/kg; SAR(10 g) = 0.273 W/kg
Smallest distance from peaks to all points 3 dB below = 10.7 mm
Ratio of SAR at M2 to SAR at M1 = 58.1%
Maximum value of SAR (measured) = 0.709 W/kg

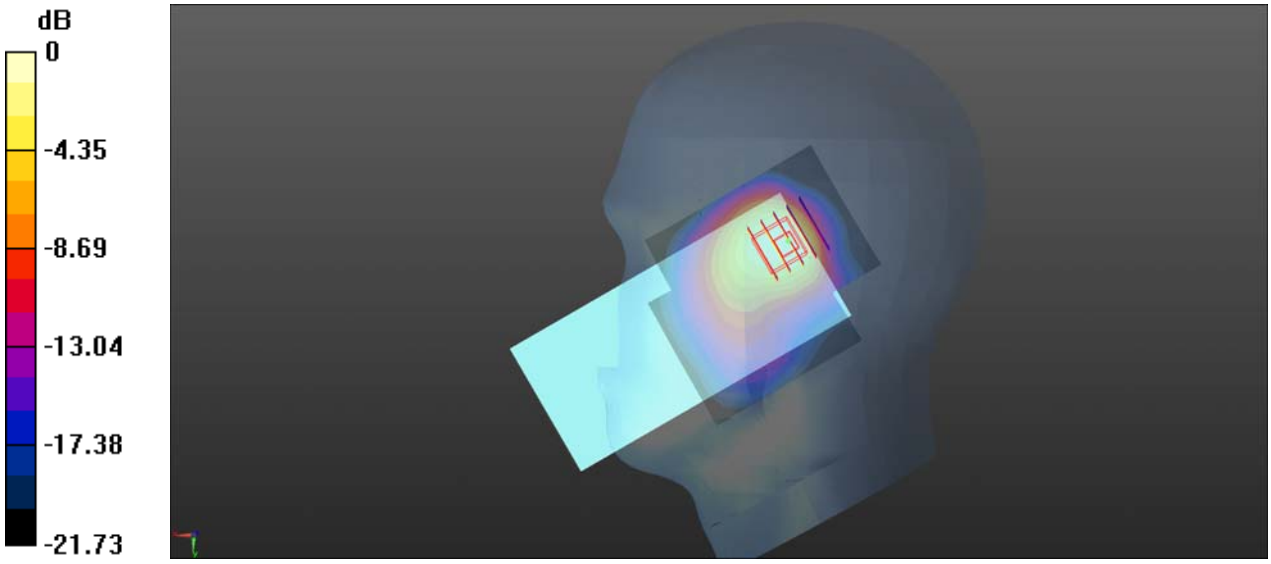

0 dB = 0.709 W/kg

WCDMA Band V_RMC 12.2Kbps_Right Cheek_Ch4182_Ant 1

Communication System: UID 0, UMTS-FDD (0); Frequency: 836.4 MHz;Duty Cycle: 1:1
Medium: HSL_900 Medium parameters used: f = 836.4 MHz; σ = 0.943 S/m; ε_r = 42.978; ρ = 1000 kg/m^3
Ambient Temperature：23.2 ℃; Liquid Temperature：22.1 ℃

DASY5 Configuration:
- Probe: EX3DV4 - SN3823; ConvF(9.31, 9.31, 9.31) @ 836.4 MHz; Calibrated: 2021.01.22
- Sensor-Surface: 2mm (Mechanical Surface Detection)
- Electronics: DAE4 Sn480; Calibrated: 2021.06.22
- Phantom: SAM 2; Type: QD000P40CC; Serial: TP:1464
- Measurement SW: DASY52, Version 52.10 (4); SEMCAD X Version 14.6.14 (7483)

Ch4182/Area Scan (71x81x1): Interpolated grid: dx=1.500 mm, dy=1.500 mm
Maximum value of SAR (interpolated) = 1.10 W/kg

Ch4182/Zoom Scan (5x5x7)/Cube 0: Measurement grid: dx=8mm, dy=8mm, dz=5mm
Reference Value = 22.24 V/m; Power Drift = -0.15 dB
Peak SAR (extrapolated) = 1.33 W/kg
SAR(1 g) = 0.592 W/kg; SAR(10 g) = 0.316 W/kg
Smallest distance from peaks to all points 3 dB below = 7.2 mm
Ratio of SAR at M2 to SAR at M1 = 45.1%
Maximum value of SAR (measured) = 0.926 W/kg

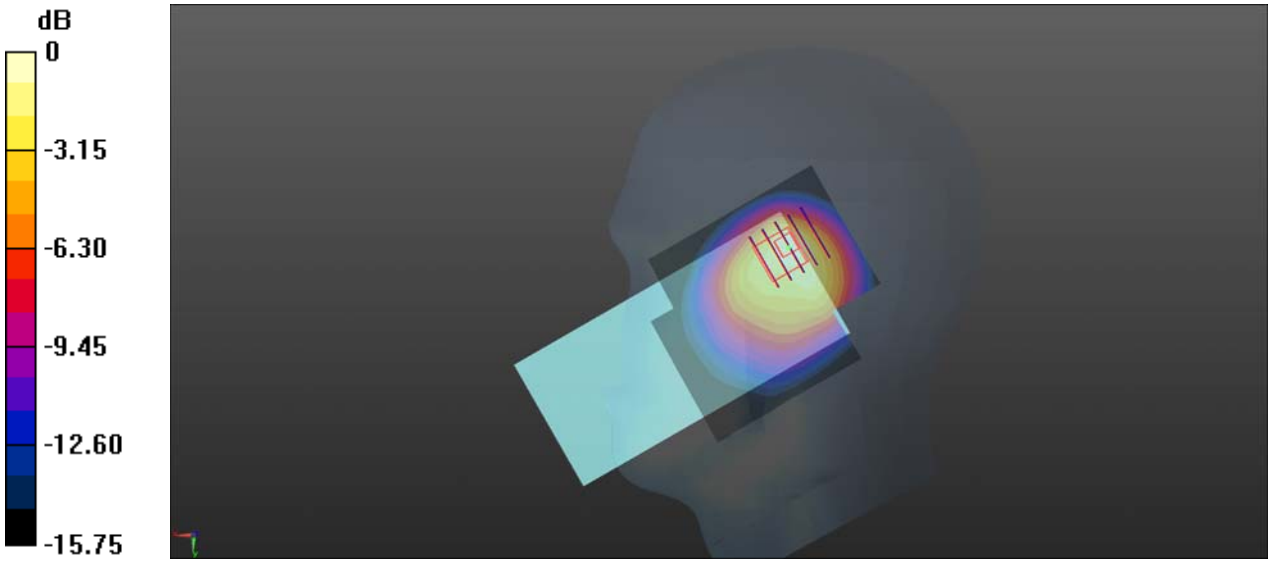

0 dB = 0.926 W/kg

CDMA2000 BC0_RC3 SO55_Right Cheek_Ch384_Ant 1

Communication System: UID 0, CDMA 2000 (0); Frequency: 836.52 MHz;Duty Cycle: 1:1
Medium: HSL_900 Medium parameters used: f = 837 MHz; σ = 0.945 S/m; ε_r = 42.91; ρ = 1000 kg/m^3
Ambient Temperature：23.2 ℃; Liquid Temperature：22.1 ℃

DASY5 Configuration:
- Probe: EX3DV4 - SN3823; ConvF(9.31, 9.31, 9.31) @ 836.52 MHz; Calibrated: 2021.01.22
- Sensor-Surface: 2mm (Mechanical Surface Detection)
- Electronics: DAE4 Sn480; Calibrated: 2021.06.22
- Phantom: SAM 2; Type: QD000P40CC; Serial: TP:1464
- Measurement SW: DASY52, Version 52.10 (4); SEMCAD X Version 14.6.14 (7483)

Ch384/Area Scan (71x81x1): Interpolated grid: dx=1.500 mm, dy=1.500 mm
Maximum value of SAR (interpolated) = 1.32 W/kg

Ch384/Zoom Scan (5x5x7)/Cube 0: Measurement grid: dx=8mm, dy=8mm, dz=5mm
Reference Value = 24.57 V/m; Power Drift = -0.15 dB
Peak SAR (extrapolated) = 1.78 W/kg
SAR(1 g) = 0.779 W/kg; SAR(10 g) = 0.419 W/kg
Smallest distance from peaks to all points 3 dB below = 9.1 mm
Ratio of SAR at M2 to SAR at M1 = 49.4%
Maximum value of SAR (measured) = 1.11 W/kg

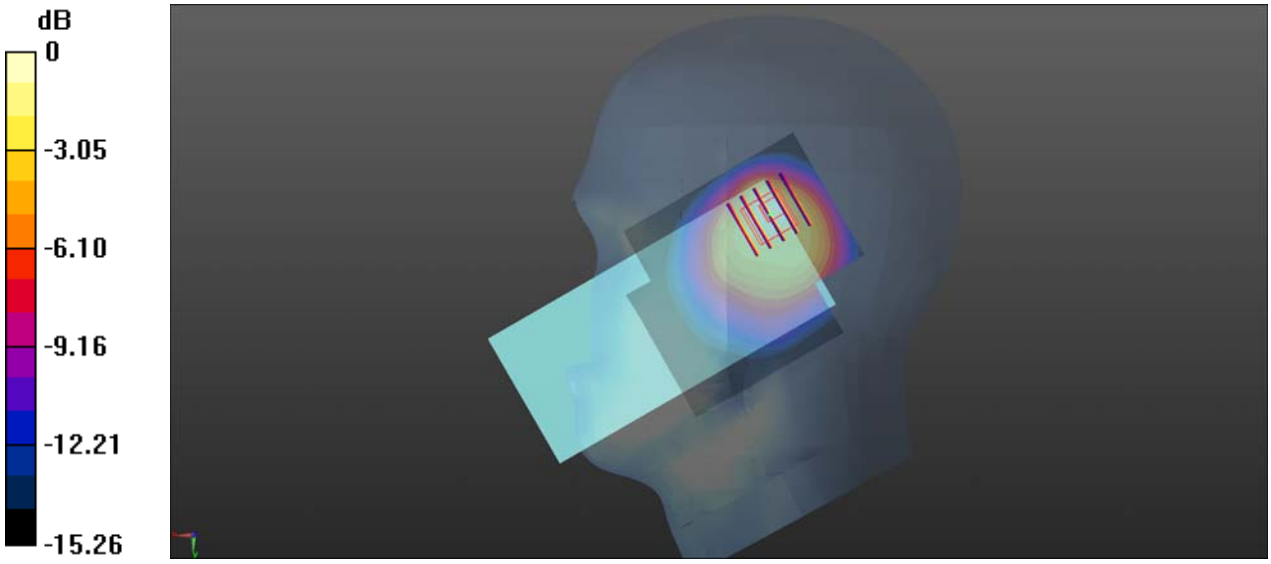

0 dB = 1.11 W/kg

CDMA2000 BC1_RC3 SO55_Right Cheek_Ch1175_Ant 1

Communication System: UID 0, CDMA 2000 (0); Frequency: 1908.75 MHz;Duty Cycle: 1:1
Medium: HSL_2000 Medium parameters used: f = 1909 MHz; σ = 1.379 S/m; ε_r = 39.98; ρ = 1000 kg/m^3
Ambient Temperature：23.2 ℃; Liquid Temperature：22.2 ℃

DASY5 Configuration:
- Probe: EX3DV4 - SN3823; ConvF(7.7, 7.7, 7.7) @ 1908.75 MHz; Calibrated: 2021.01.22
- Sensor-Surface: 2mm (Mechanical Surface Detection)
- Electronics: DAE4 Sn480; Calibrated: 2021.06.22
- Phantom: SAM 2; Type: QD000P40CC; Serial: TP:1464
- Measurement SW: DASY52, Version 52.10 (4); SEMCAD X Version 14.6.14 (7483)

Ch1175/Area Scan (71x81x1): Interpolated grid: dx=1.500 mm, dy=1.500 mm
Maximum value of SAR (interpolated) = 1.35 W/kg

Ch1175/Zoom Scan (5x5x7)/Cube 0: Measurement grid: dx=8mm, dy=8mm, dz=5mm
Reference Value = 19.24 V/m; Power Drift = -0.07 dB
Peak SAR (extrapolated) = 1.58 W/kg
SAR(1 g) = 0.843 W/kg; SAR(10 g) = 0.454 W/kg
Smallest distance from peaks to all points 3 dB below = 12.5 mm
Ratio of SAR at M2 to SAR at M1 = 57%
Maximum value of SAR (measured) = 1.21 W/kg

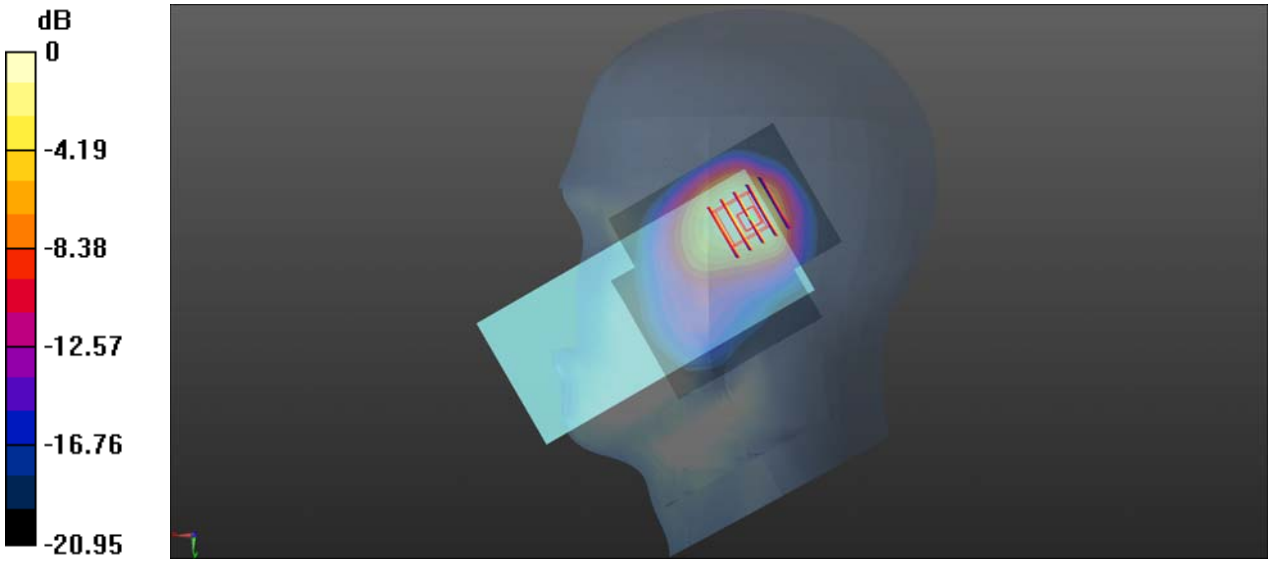

0 dB = 1.21 W/kg

LTE Band 2_20MHz_QPSK_1RB_0Offset_Right Cheek_Ch18900_Ant 1

Communication System: UID 0, LTE (0); Frequency: 1880 MHz;Duty Cycle: 1:1
Medium: HSL_2000 Medium parameters used: f = 1880 MHz; σ = 1.366 S/m; ε_r = 40.167; ρ = 1000 kg/m^3
Ambient Temperature：23.2 ℃; Liquid Temperature：22.2 ℃

DASY5 Configuration:
- Probe: EX3DV4 - SN3823; ConvF(7.7, 7.7, 7.7) @ 1880 MHz; Calibrated: 2021.01.22
- Sensor-Surface: 2mm (Mechanical Surface Detection)
- Electronics: DAE4 Sn480; Calibrated: 2021.06.22
- Phantom: SAM 2; Type: QD000P40CC; Serial: TP:1464
- Measurement SW: DASY52, Version 52.10 (4); SEMCAD X Version 14.6.14 (7483)

Ch18900/Area Scan (71x81x1): Interpolated grid: dx=1.500 mm, dy=1.500 mm
Maximum value of SAR (interpolated) = 0.725 W/kg

Ch18900/Zoom Scan (5x5x7)/Cube 0: Measurement grid: dx=8mm, dy=8mm, dz=5mm
Reference Value = 11.23 V/m; Power Drift = -0.12 dB
Peak SAR (extrapolated) = 0.877 W/kg
SAR(1 g) = 0.470 W/kg; SAR(10 g) = 0.249 W/kg
Smallest distance from peaks to all points 3 dB below = 11.6 mm
Ratio of SAR at M2 to SAR at M1 = 54.2%
Maximum value of SAR (measured) = 0.669 W/kg



0 dB = 0.669 W/kg

LTE Band 4_20MHz_QPSK_1RB_0Offset_Right Cheek_Ch20175_Ant 1

Communication System: UID 0, LTE (0); Frequency: 1732.5 MHz;Duty Cycle: 1:1
Medium: HSL_1800 Medium parameters used: f = 1733 MHz; σ = 1.412 S/m; ε_r = 39.814; ρ = 1000 kg/m^3
Ambient Temperature：23.2 ℃; Liquid Temperature：22.1 ℃

DASY5 Configuration:
- Probe: EX3DV4 - SN3823; ConvF(7.98, 7.98, 7.98) @ 1732.5 MHz; Calibrated: 2021.01.22
- Sensor-Surface: 2mm (Mechanical Surface Detection)
- Electronics: DAE4 Sn480; Calibrated: 2021.06.22
- Phantom: SAM 2; Type: QD000P40CC; Serial: TP:1464
- Measurement SW: DASY52, Version 52.10 (4); SEMCAD X Version 14.6.14 (7483)

Ch20175/Area Scan (71x81x1): Interpolated grid: dx=1.500 mm, dy=1.500 mm
Maximum value of SAR (interpolated) = 0.843 W/kg

Ch20175/Zoom Scan (5x5x7)/Cube 0: Measurement grid: dx=8mm, dy=8mm, dz=5mm
Reference Value = 11.50 V/m; Power Drift = -0.03 dB
Peak SAR (extrapolated) = 1.00 W/kg
SAR(1 g) = 0.560 W/kg; SAR(10 g) = 0.299 W/kg
Smallest distance from peaks to all points 3 dB below = 11.2 mm
Ratio of SAR at M2 to SAR at M1 = 57.5%
Maximum value of SAR (measured) = 0.793 W/kg

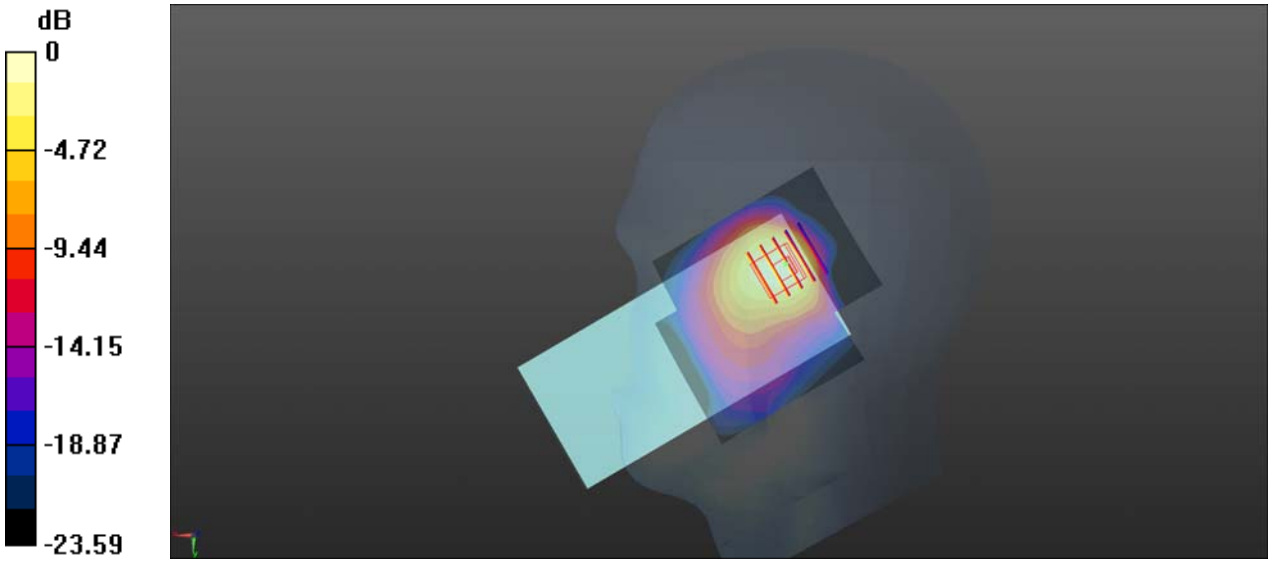

0 dB = 0.793 W/kg

LTE Band 5_10MHz_QPSK_1RB_0Offset_Right Cheek_Ch20525_Ant 1

Communication System: UID 0, LTE (0); Frequency: 836.5 MHz;Duty Cycle: 1:1
Medium: HSL_900 Medium parameters used: f = 836.5 MHz; σ = 0.943 S/m; ε_r = 42.967; ρ = 1000 kg/m^3
Ambient Temperature：23.2 ℃; Liquid Temperature：22.1 ℃

DASY5 Configuration:
- Probe: EX3DV4 - SN3823; ConvF(9.31, 9.31, 9.31) @ 836.5 MHz; Calibrated: 2021.01.22
- Sensor-Surface: 2mm (Mechanical Surface Detection)
- Electronics: DAE4 Sn480; Calibrated: 2021.06.22
- Phantom: SAM 2; Type: QD000P40CC; Serial: TP:1464
- Measurement SW: DASY52, Version 52.10 (4); SEMCAD X Version 14.6.14 (7483)

Ch20525/Area Scan (71x81x1): Interpolated grid: dx=1.500 mm, dy=1.500 mm
Maximum value of SAR (interpolated) = 1.28 W/kg

Ch20525/Zoom Scan (5x5x7)/Cube 0: Measurement grid: dx=8mm, dy=8mm, dz=5mm
Reference Value = 26.41 V/m; Power Drift = -0.16 dB
Peak SAR (extrapolated) = 1.66 W/kg
SAR(1 g) = 0.689 W/kg; SAR(10 g) = 0.359 W/kg
Smallest distance from peaks to all points 3 dB below = 8 mm
Ratio of SAR at M2 to SAR at M1 = 40.4%
Maximum value of SAR (measured) = 1.11 W/kg

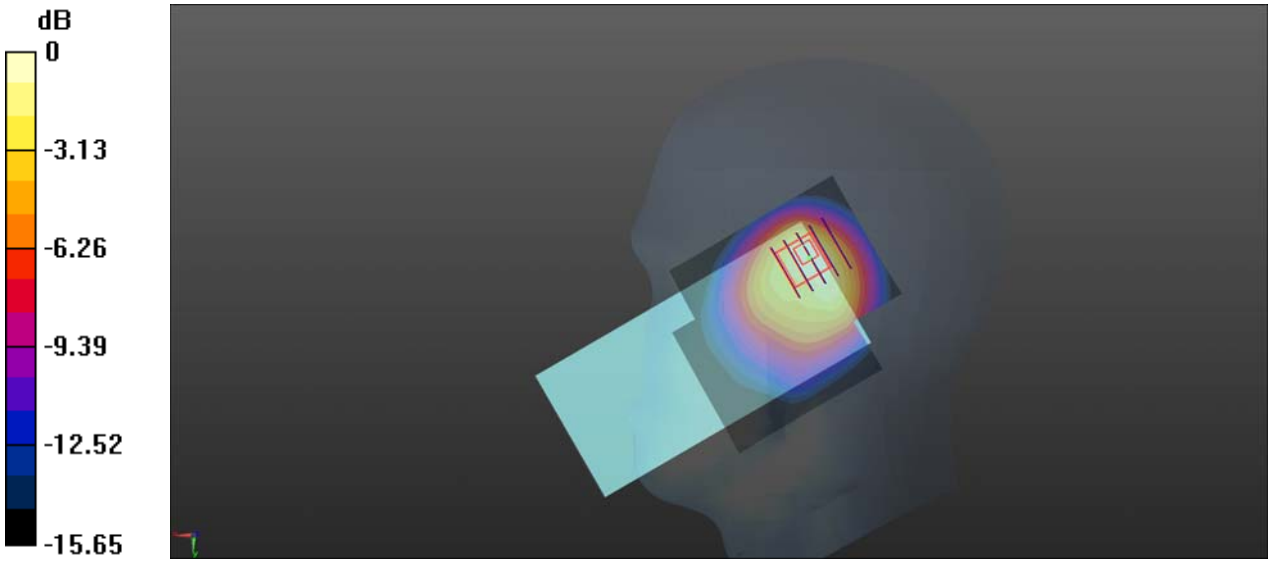

0 dB = 1.11 W/kg

LTE Band 7_20MHz_QPSK_1RB_0Offset_Right Cheek_Ch21100_Ant 1

Communication System: UID 0, LTE (0); Frequency: 2535 MHz;Duty Cycle: 1:1
Medium: HSL_2600 Medium parameters used: f = 2535 MHz; σ = 1.911 S/m; ε_r = 38.489; ρ = 1000 kg/m^3
Ambient Temperature：23.2 ℃; Liquid Temperature：22.1 ℃

DASY5 Configuration:
- Probe: EX3DV4 - SN3823; ConvF(7.28, 7.28, 7.28) @ 2535 MHz; Calibrated: 2021.01.22
- Sensor-Surface: 2mm (Mechanical Surface Detection)
- Electronics: DAE4 Sn480; Calibrated: 2021.06.22
- Phantom: SAM 2; Type: QD000P40CC; Serial: TP:1464
- Measurement SW: DASY52, Version 52.10 (4); SEMCAD X Version 14.6.14 (7483)

Ch21100/Area Scan (91x101x1): Interpolated grid: dx=1.200 mm, dy=1.200 mm
Maximum value of SAR (interpolated) = 0.507 W/kg

Ch21100/Zoom Scan (7x7x7)/Cube 0: Measurement grid: dx=5mm, dy=5mm, dz=5mm
Reference Value = 13.23 V/m; Power Drift = -0.09 dB
Peak SAR (extrapolated) = 0.631 W/kg
SAR(1 g) = 0.290 W/kg; SAR(10 g) = 0.145 W/kg
Smallest distance from peaks to all points 3 dB below = 8.5 mm
Ratio of SAR at M2 to SAR at M1 = 44.8%
Maximum value of SAR (measured) = 0.442 W/kg



0 dB = 0.442 W/kg

LTE Band 12_10MHz_QPSK_1RB_0Offset_Right Cheek_Ch23095_Ant 1

Communication System: UID 0, LTE (0); Frequency: 707.5 MHz;Duty Cycle: 1:1
Medium: HSL_750 Medium parameters used: f = 707.5 MHz; σ = 0.919 S/m; ε_r = 42.233; ρ = 1000 kg/m^3
Ambient Temperature：23.2 ℃; Liquid Temperature：22.1 ℃

DASY5 Configuration:
- Probe: EX3DV4 - SN3753; ConvF(9.41, 9.41, 9.41) @ 707.5 MHz; Calibrated: 2021.07.26
- Sensor-Surface: 2mm (Mechanical Surface Detection)
- Electronics: DAE4 Sn480; Calibrated: 2021.06.22
- Phantom: SAM 2; Type: QD000P40CC; Serial: TP:1464
- Measurement SW: DASY52, Version 52.10 (4); SEMCAD X Version 14.6.14 (7483)

Ch23095/Area Scan (71x81x1): Interpolated grid: dx=1.500 mm, dy=1.500 mm
Maximum value of SAR (interpolated) = 1.23 W/kg

Ch23095/Zoom Scan (5x5x7)/Cube 0: Measurement grid: dx=8mm, dy=8mm, dz=5mm
Reference Value = 21.64 V/m; Power Drift = -0.14 dB
Peak SAR (extrapolated) = 1.65 W/kg
SAR(1 g) = 0.646 W/kg; SAR(10 g) = 0.322 W/kg
Smallest distance from peaks to all points 3 dB below = 8 mm
Ratio of SAR at M2 to SAR at M1 = 39.4%
Maximum value of SAR (measured) = 1.13 W/kg

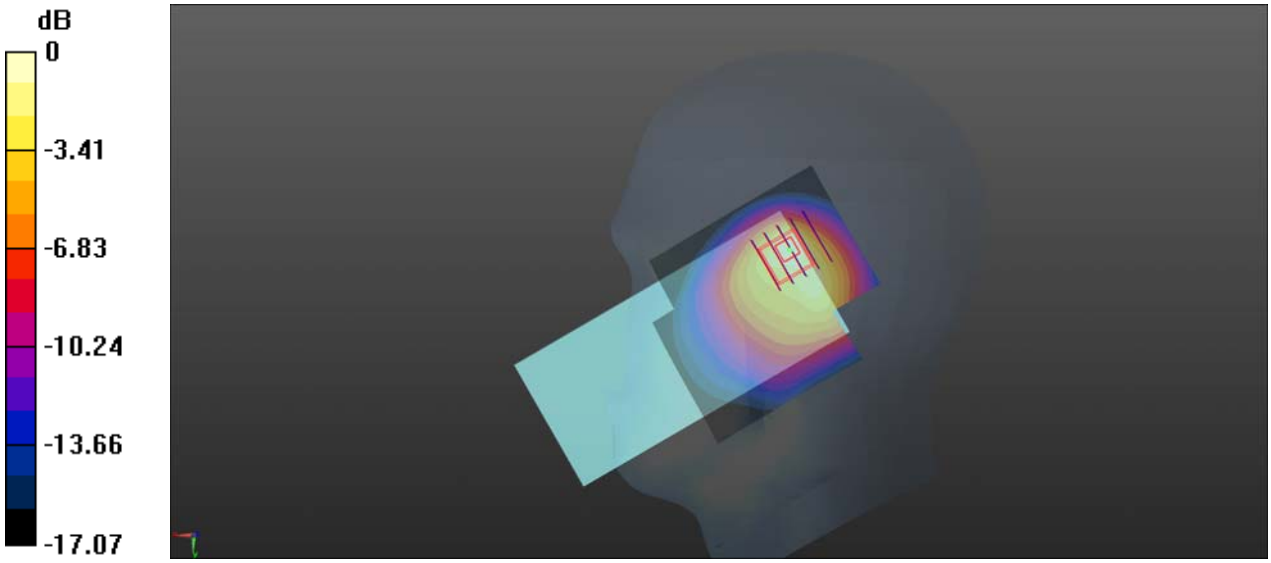

0 dB = 1.13 W/kg

LTE Band 18_15MHz_QPSK_1RB_0Offset_Right Cheek_Ch23925_Ant 1

Communication System: UID 0, LTE (0); Frequency: 822.5 MHz;Duty Cycle: 1:1
Medium: HSL_900 Medium parameters used: f = 822.5 MHz; σ = 0.922 S/m; ε_r = 42.691; ρ = 1000 kg/m^3
Ambient Temperature：23.2 ℃; Liquid Temperature：22.1 ℃

DASY5 Configuration:
- Probe: EX3DV4 - SN3823; ConvF(9.31, 9.31, 9.31) @ 822.5 MHz; Calibrated: 2021.01.22
- Sensor-Surface: 2mm (Mechanical Surface Detection)
- Electronics: DAE4 Sn480; Calibrated: 2021.06.22
- Phantom: SAM 2; Type: QD000P40CC; Serial: TP:1464
- Measurement SW: DASY52, Version 52.10 (4); SEMCAD X Version 14.6.14 (7483)

Ch23925/Area Scan (71x81x1): Interpolated grid: dx=1.500 mm, dy=1.500 mm
Maximum value of SAR (interpolated) = 1.12 W/kg

Ch23925/Zoom Scan (5x5x7)/Cube 0: Measurement grid: dx=8mm, dy=8mm, dz=5mm
Reference Value = 24.43 V/m; Power Drift = -0.15 dB
Peak SAR (extrapolated) = 1.72 W/kg
SAR(1 g) = 0.673 W/kg; SAR(10 g) = 0.341 W/kg
Smallest distance from peaks to all points 3 dB below = 6.6 mm
Ratio of SAR at M2 to SAR at M1 = 38%
Maximum value of SAR (measured) = 1.13 W/kg

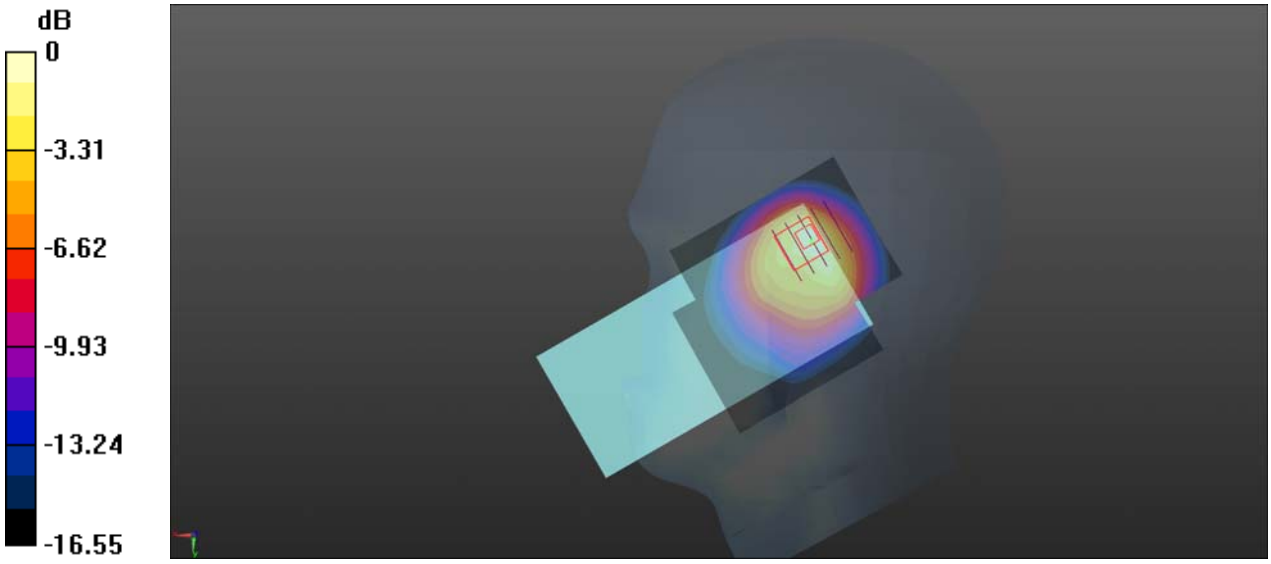

0 dB = 1.13 W/kg

LTE Band 19_15MHz_QPSK_1RB_0Offset_Right Cheek_Ch24075_Ant 1

Communication System: UID 0, LTE (0); Frequency: 837.5 MHz;Duty Cycle: 1:1
Medium: HSL_900 Medium parameters used: f = 837.5 MHz; σ = 0.946 S/m; ε_r = 42.861; ρ = 1000 kg/m^3
Ambient Temperature：23.2 ℃; Liquid Temperature：22.1 ℃

DASY5 Configuration:
- Probe: EX3DV4 - SN3823; ConvF(9.31, 9.31, 9.31) @ 837.5 MHz; Calibrated: 2021.01.22
- Sensor-Surface: 2mm (Mechanical Surface Detection)
- Electronics: DAE4 Sn480; Calibrated: 2021.06.22
- Phantom: SAM 2; Type: QD000P40CC; Serial: TP:1464
- Measurement SW: DASY52, Version 52.10 (4); SEMCAD X Version 14.6.14 (7483)

Ch24075/Area Scan (71x81x1): Interpolated grid: dx=1.500 mm, dy=1.500 mm
Maximum value of SAR (interpolated) = 1.16 W/kg

Ch24075/Zoom Scan (5x5x7)/Cube 0: Measurement grid: dx=8mm, dy=8mm, dz=5mm
Reference Value = 24.87 V/m; Power Drift = -0.12 dB
Peak SAR (extrapolated) = 1.56 W/kg
SAR(1 g) = 0.679 W/kg; SAR(10 g) = 0.337 W/kg
Smallest distance from peaks to all points 3 dB below = 8 mm
Ratio of SAR at M2 to SAR at M1 = 40.9%
Maximum value of SAR (measured) = 1.04 W/kg

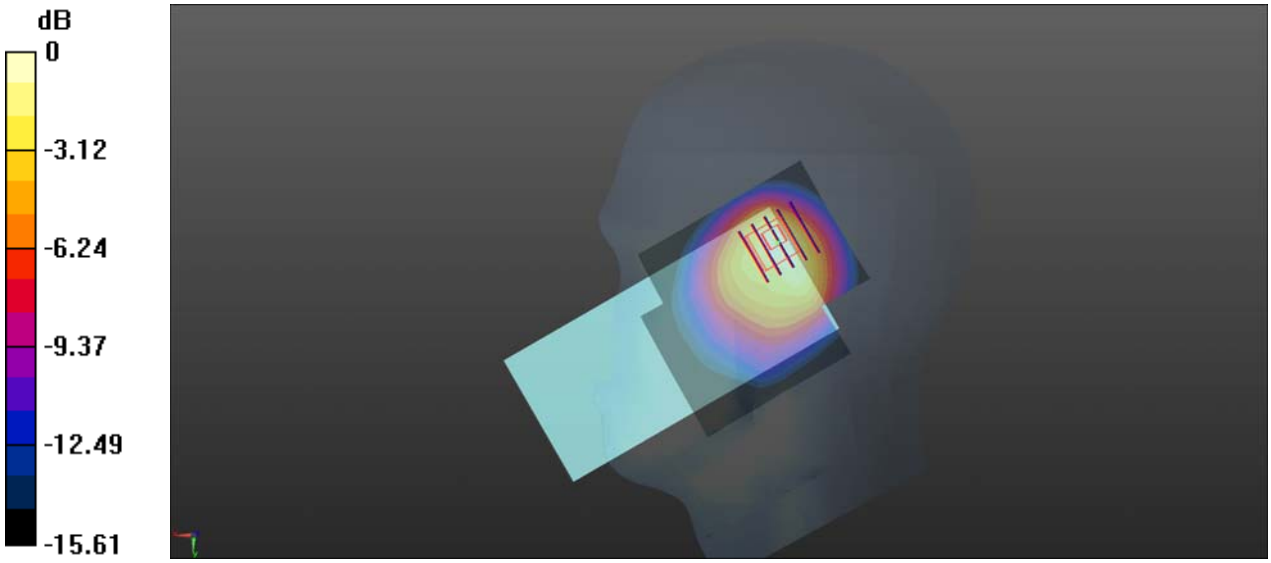

0 dB = 1.04 W/kg

LTE Band 26_15MHz_QPSK_1RB_0Offset_Right Cheek_Ch26965_Ant 1

Communication System: UID 0, LTE (0); Frequency: 841.5 MHz;Duty Cycle: 1:1
Medium: HSL_900 Medium parameters used: f = 841.5 MHz; σ = 0.951 S/m; ε_r = 42.978; ρ = 1000 kg/m^3
Ambient Temperature：23.2 ℃; Liquid Temperature：22.1 ℃

DASY5 Configuration:
- Probe: EX3DV4 - SN3823; ConvF(9.31, 9.31, 9.31) @ 841.5 MHz; Calibrated: 2021.01.22
- Sensor-Surface: 2mm (Mechanical Surface Detection)
- Electronics: DAE4 Sn480; Calibrated: 2021.06.22
- Phantom: SAM 2; Type: QD000P40CC; Serial: TP:1464
- Measurement SW: DASY52, Version 52.10 (4); SEMCAD X Version 14.6.14 (7483)

Ch26965/Area Scan (71x81x1): Interpolated grid: dx=1.500 mm, dy=1.500 mm
Maximum value of SAR (interpolated) = 1.71 W/kg

Ch26965/Zoom Scan (5x5x7)/Cube 0: Measurement grid: dx=8mm, dy=8mm, dz=5mm
Reference Value = 29.01 V/m; Power Drift = -0.13 dB
Peak SAR (extrapolated) = 2.12 W/kg
SAR(1 g) = 0.908 W/kg; SAR(10 g) = 0.486 W/kg
Smallest distance from peaks to all points 3 dB below = 8 mm
Ratio of SAR at M2 to SAR at M1 = 44.7%
Maximum value of SAR (measured) = 1.40 W/kg

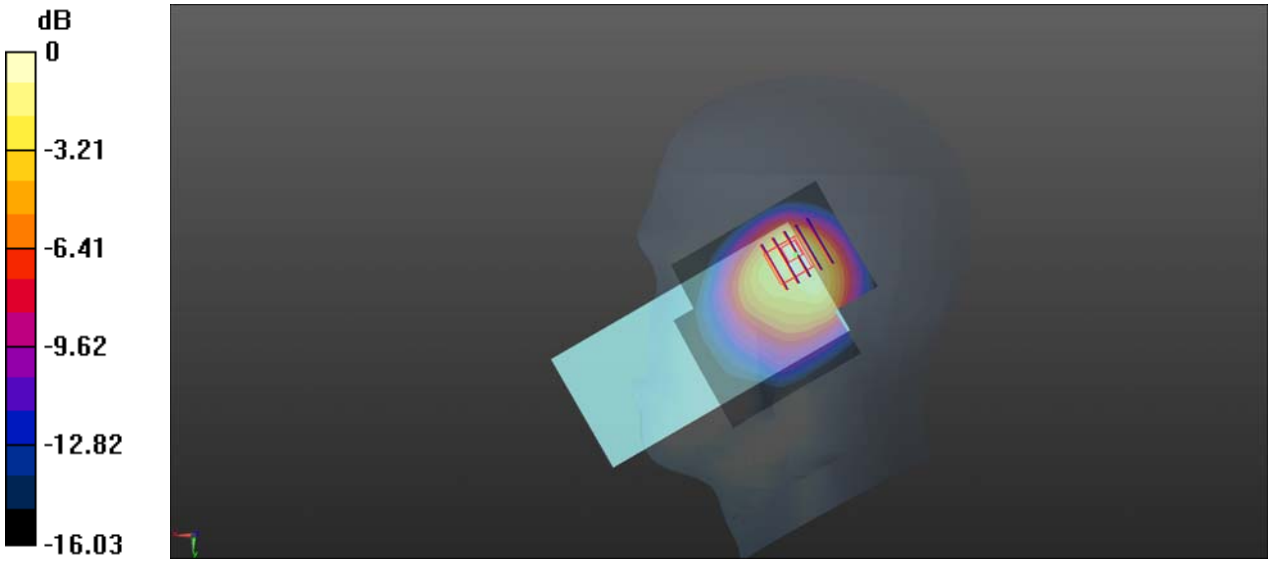

0 dB = 1.40 W/kg

LTE Band 38_20MHz_QPSK_1RB_0Offset_Right Cheek_Ch38000_Ant 1

Communication System: UID 0, LTE (0); Frequency: 2595 MHz;Duty Cycle: 1:1.006
Medium: HSL_2600 Medium parameters used: f = 2595 MHz; σ = 1.98 S/m; ε_r = 38.287; ρ = 1000 kg/m^3
Ambient Temperature：23.2 ℃; Liquid Temperature：22.1 ℃

DASY5 Configuration:
- Probe: EX3DV4 - SN3823; ConvF(6.99, 6.99, 6.99) @ 2595 MHz; Calibrated: 2021.01.22
- Sensor-Surface: 2mm (Mechanical Surface Detection)
- Electronics: DAE4 Sn480; Calibrated: 2021.06.22
- Phantom: SAM 2; Type: QD000P40CC; Serial: TP:1464
- Measurement SW: DASY52, Version 52.10 (4); SEMCAD X Version 14.6.14 (7483)

Ch38000/Area Scan (91x101x1): Interpolated grid: dx=1.200 mm, dy=1.200 mm
Maximum value of SAR (interpolated) = 0.878 W/kg

Ch38000/Zoom Scan (7x7x7)/Cube 0: Measurement grid: dx=5mm, dy=5mm, dz=5mm
Reference Value = 17.92 V/m; Power Drift = -0.15 dB
Peak SAR (extrapolated) = 1.20 W/kg
SAR(1 g) = 0.536 W/kg; SAR(10 g) = 0.264 W/kg
Smallest distance from peaks to all points 3 dB below = 8.1 mm
Ratio of SAR at M2 to SAR at M1 = 43.1%
Maximum value of SAR (measured) = 0.819 W/kg



0 dB = 0.819 W/kg

LTE Band 40A_10MHz_QPSK_1RB_0Offset_Right Cheek_Ch38750_Ant 1

Communication System: UID 0, LTE (0); Frequency: 2310 MHz;Duty Cycle: 1:1.006
Medium: HSL_2300 Medium parameters used: f = 2310 MHz; σ = 1.66 S/m; ε_r = 39.354; ρ = 1000 kg/m^3
Ambient Temperature：23.2 ℃; Liquid Temperature：22.2 ℃

DASY5 Configuration:
- Probe: EX3DV4 - SN3823; ConvF(7.53, 7.53, 7.53) @ 2310 MHz; Calibrated: 2021.01.22
- Sensor-Surface: 2mm (Mechanical Surface Detection)
- Electronics: DAE4 Sn480; Calibrated: 2021.06.22
- Phantom: SAM 2; Type: QD000P40CC; Serial: TP:1464
- Measurement SW: DASY52, Version 52.10 (4); SEMCAD X Version 14.6.14 (7483)

Ch38750/Area Scan (91x101x1): Interpolated grid: dx=1.200 mm, dy=1.200 mm
Maximum value of SAR (interpolated) = 0.721 W/kg

Ch38750/Zoom Scan (7x7x7)/Cube 0: Measurement grid: dx=5mm, dy=5mm, dz=5mm
Reference Value = 17.24 V/m; Power Drift = -0.13 dB
Peak SAR (extrapolated) = 0.941 W/kg
SAR(1 g) = 0.456 W/kg; SAR(10 g) = 0.223 W/kg
Smallest distance from peaks to all points 3 dB below = 10 mm
Ratio of SAR at M2 to SAR at M1 = 48.6%
Maximum value of SAR (measured) = 0.686 W/kg



0 dB = 0.686 W/kg

LTE Band 40B_10MHz_QPSK_1RB_0Offset_Right Cheek_Ch39200_Ant 1

Communication System: UID 0, LTE (0); Frequency: 2355 MHz;Duty Cycle: 1:1.006
Medium: HSL_2300 Medium parameters used: f = 2355 MHz; σ = 1.709 S/m; ε_r = 39.181; ρ = 1000 kg/m^3
Ambient Temperature：23.2 ℃; Liquid Temperature：22.2 ℃

DASY5 Configuration:
- Probe: EX3DV4 - SN3823; ConvF(7.53, 7.53, 7.53) @ 2355 MHz; Calibrated: 2021.01.22
- Sensor-Surface: 2mm (Mechanical Surface Detection)
- Electronics: DAE4 Sn480; Calibrated: 2021.06.22
- Phantom: SAM 2; Type: QD000P40CC; Serial: TP:1464
- Measurement SW: DASY52, Version 52.10 (4); SEMCAD X Version 14.6.14 (7483)

Ch39200/Area Scan (91x101x1): Interpolated grid: dx=1.200 mm, dy=1.200 mm
Maximum value of SAR (interpolated) = 0.717 W/kg

Ch39200/Zoom Scan (7x7x7)/Cube 0: Measurement grid: dx=5mm, dy=5mm, dz=5mm
Reference Value = 17.11 V/m; Power Drift = -0.16 dB
Peak SAR (extrapolated) = 0.900 W/kg
SAR(1 g) = 0.437 W/kg; SAR(10 g) = 0.213 W/kg
Smallest distance from peaks to all points 3 dB below = 8.9 mm
Ratio of SAR at M2 to SAR at M1 = 50.5%
Maximum value of SAR (measured) = 0.639 W/kg



0 dB = 0.639 W/kg

LTE Band 41_20MHz_QPSK_1RB_0Offset_Right Cheek_Ch40620_Ant 1

Communication System: UID 0, LTE (0); Frequency: 2593 MHz;Duty Cycle: 1:1.006
Medium: HSL_2600 Medium parameters used: f = 2593 MHz; σ = 1.973 S/m; ε_r = 38.214; ρ = 1000 kg/m^3
Ambient Temperature：23.2 ℃; Liquid Temperature：22.1 ℃

DASY5 Configuration:
- Probe: EX3DV4 - SN3823; ConvF(6.99, 6.99, 6.99) @ 2593 MHz; Calibrated: 2021.01.22
- Sensor-Surface: 2mm (Mechanical Surface Detection)
- Electronics: DAE4 Sn480; Calibrated: 2021.06.22
- Phantom: SAM 2; Type: QD000P40CC; Serial: TP:1464
- Measurement SW: DASY52, Version 52.10 (4); SEMCAD X Version 14.6.14 (7483)

Ch40620/Area Scan (91x101x1): Interpolated grid: dx=1.200 mm, dy=1.200 mm
Maximum value of SAR (interpolated) = 0.724 W/kg

Ch40620/Zoom Scan (7x7x7)/Cube 0: Measurement grid: dx=5mm, dy=5mm, dz=5mm
Reference Value = 17.10 V/m; Power Drift = -0.16 dB
Peak SAR (extrapolated) = 1.12 W/kg
SAR(1 g) = 0.492 W/kg; SAR(10 g) = 0.242 W/kg
Smallest distance from peaks to all points 3 dB below = 7.6 mm
Ratio of SAR at M2 to SAR at M1 = 46.1%
Maximum value of SAR (measured) = 0.767 W/kg



0 dB = 0.767 W/kg

LTE Band 66_20MHz_QPSK_1RB_0Offset_Right Cheek_Ch132322_Ant 1

Communication System: UID 0, LTE (0); Frequency: 1745 MHz;Duty Cycle: 1:1
Medium: HSL_1800 Medium parameters used: f = 1745 MHz; σ = 1.438 S/m; ε_r = 39.567; ρ = 1000 kg/m^3
Ambient Temperature：23.2 ℃; Liquid Temperature：22.1 ℃

DASY5 Configuration:
- Probe: EX3DV4 - SN3823; ConvF(7.98, 7.98, 7.98) @ 1745 MHz; Calibrated: 2021.01.22
- Sensor-Surface: 2mm (Mechanical Surface Detection)
- Electronics: DAE4 Sn480; Calibrated: 2021.06.22
- Phantom: SAM 2; Type: QD000P40CC; Serial: TP:1464
- Measurement SW: DASY52, Version 52.10 (4); SEMCAD X Version 14.6.14 (7483)

Ch132322/Area Scan (71x81x1): Interpolated grid: dx=1.500 mm, dy=1.500 mm
Maximum value of SAR (interpolated) = 0.954 W/kg

Ch132322/Zoom Scan (5x5x7)/Cube 0: Measurement grid: dx=8mm, dy=8mm, dz=5mm
Reference Value = 14.57 V/m; Power Drift = -0.14 dB
Peak SAR (extrapolated) = 1.04 W/kg
SAR(1 g) = 0.582 W/kg; SAR(10 g) = 0.320 W/kg
Smallest distance from peaks to all points 3 dB below = 11.2 mm
Ratio of SAR at M2 to SAR at M1 = 56.5%
Maximum value of SAR (measured) = 0.801 W/kg



0 dB = 0.801 W/kg

5G NR n41_100MHz_DFT-S-QPSK_1RB_0Offset_Left Cheek_Ch528000_Ant 2

Communication System: UID 0, 5G NR (0); Frequency: 2640 MHz;Duty Cycle: 1:1
Medium: HSL_2600 Medium parameters used: f = 2640 MHz; σ = 2.03 S/m; ε_r = 38.072; ρ = 1000 kg/m^3
Ambient Temperature：23.2 ℃; Liquid Temperature：22.1 ℃

DASY5 Configuration:
- Probe: EX3DV4 - SN3823; ConvF(6.99, 6.99, 6.99) @ 2640 MHz; Calibrated: 2021.01.22
- Sensor-Surface: 2mm (Mechanical Surface Detection)
- Electronics: DAE4 Sn480; Calibrated: 2021.06.22
- Phantom: SAM 2; Type: QD000P40CC; Serial: TP:1464
- Measurement SW: DASY52, Version 52.10 (4); SEMCAD X Version 14.6.14 (7483)

Ch528000/Area Scan (81x101x1): Interpolated grid: dx=1.200 mm, dy=1.200 mm
Maximum value of SAR (interpolated) = 1.55 W/kg

Ch528000/Zoom Scan (7x7x7)/Cube 0: Measurement grid: dx=5mm, dy=5mm, dz=5mm
Reference Value = 4.052 V/m; Power Drift = 0.16 dB
Peak SAR (extrapolated) = 2.44 W/kg
SAR(1 g) = 0.800 W/kg; SAR(10 g) = 0.316 W/kg
Smallest distance from peaks to all points 3 dB below = 4 mm
Ratio of SAR at M2 to SAR at M1 = 34.1%
Maximum value of SAR (measured) = 1.51 W/kg

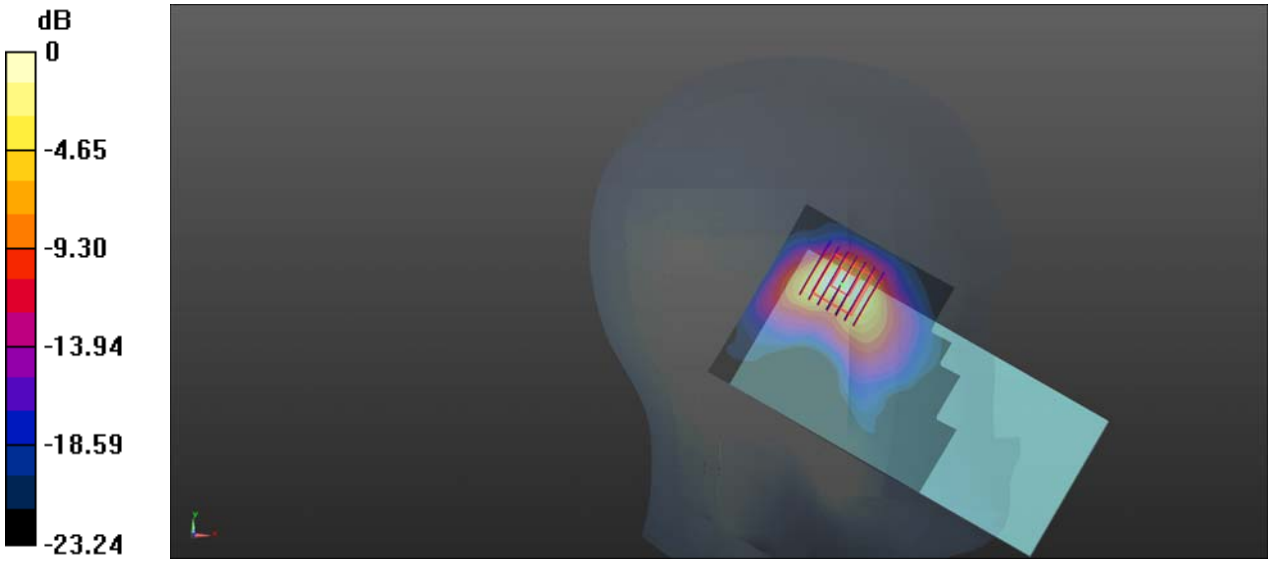

0 dB = 1.51 W/kg

5G NR n77_100MHz_DFT-S-QPSK_1RB_0Offset_Left Cheek_Ch650000_Ant 2

Communication System: UID 0, 5G NR (0); Frequency: 3750 MHz;Duty Cycle: 1:1
Medium: HSL_3700 Medium parameters used: f = 3750 MHz; σ = 3.244 S/m; ε_r = 39.075; ρ = 1000 kg/m^3
Ambient Temperature：23.2 ℃; Liquid Temperature：22.3 ℃

DASY5 Configuration:
- Probe: EX3DV4 - SN3823; ConvF(6.25, 6.25, 6.25) @ 3750 MHz; Calibrated: 2021.01.22
- Sensor-Surface: 2mm (Mechanical Surface Detection)
- Electronics: DAE4 Sn480; Calibrated: 2021.06.22
- Phantom: SAM 2; Type: QD000P40CC; Serial: TP:1464
- Measurement SW: DASY52, Version 52.10 (4); SEMCAD X Version 14.6.14 (7483)

Ch650000/Area Scan (81x101x1): Interpolated grid: dx=1.200 mm, dy=1.200 mm
Maximum value of SAR (interpolated) = 1.77 W/kg

Ch650000/Zoom Scan (7x7x7)/Cube 0: Measurement grid: dx=5mm, dy=5mm, dz=5mm
Reference Value = 3.936 V/m; Power Drift = 0.13 dB
Peak SAR (extrapolated) = 2.95 W/kg
SAR(1 g) = 0.848 W/kg; SAR(10 g) = 0.277 W/kg
Smallest distance from peaks to all points 3 dB below = 4.1 mm
Ratio of SAR at M2 to SAR at M1 = 28.6%
Maximum value of SAR (measured) = 1.67 W/kg

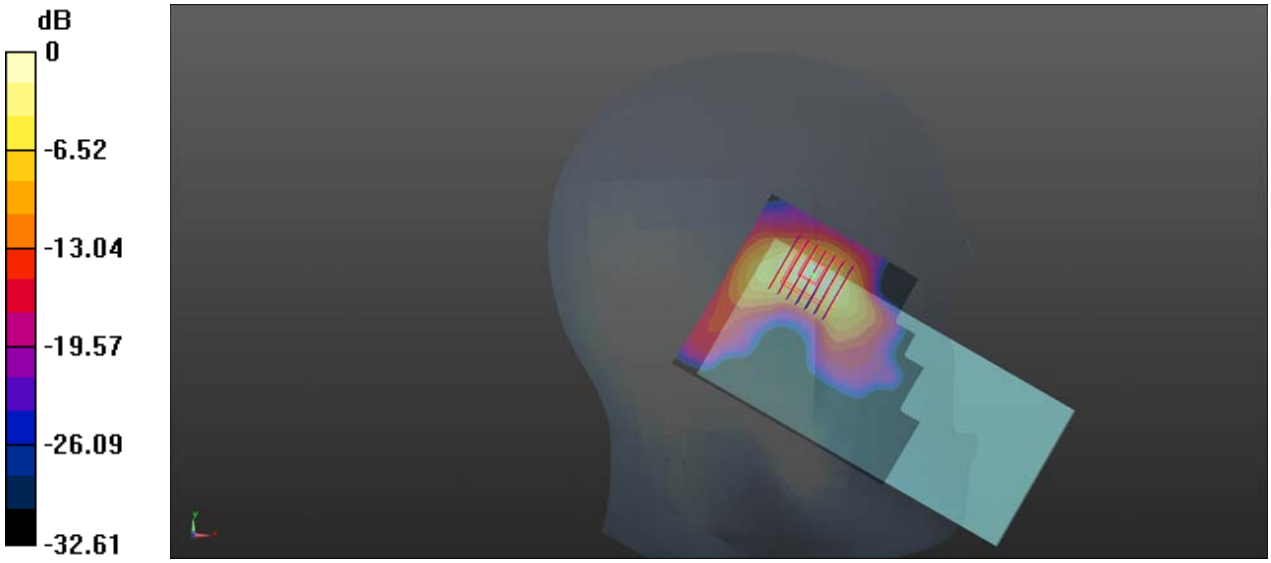

0 dB = 1.67 W/kg

5G NR n78_100MHz_DFT-S-QPSK_1RB_0Offset_Left Cheek_Ch650000_Ant 2

Communication System: UID 0, 5G NR (0); Frequency: 3750 MHz;Duty Cycle: 1:1
Medium: HSL_3700 Medium parameters used: f = 3750 MHz; σ = 3.244 S/m; ε_r = 39.075; ρ = 1000 kg/m^3
Ambient Temperature：23.2 ℃; Liquid Temperature：22.3 ℃

DASY5 Configuration:
- Probe: EX3DV4 - SN3823; ConvF(6.25, 6.25, 6.25) @ 3750 MHz; Calibrated: 2021.01.22
- Sensor-Surface: 2mm (Mechanical Surface Detection)
- Electronics: DAE4 Sn480; Calibrated: 2021.06.22
- Phantom: SAM 2; Type: QD000P40CC; Serial: TP:1464
- Measurement SW: DASY52, Version 52.10 (4); SEMCAD X Version 14.6.14 (7483)

Ch65000/Area Scan (81x101x1): Interpolated grid: dx=1.200 mm, dy=1.200 mm
Maximum value of SAR (interpolated) = 1.59 W/kg

Ch65000/Zoom Scan (7x7x7)/Cube 0: Measurement grid: dx=5mm, dy=5mm, dz=5mm
Reference Value = 4.017 V/m; Power Drift = 0.12 dB
Peak SAR (extrapolated) = 2.79 W/kg
SAR(1 g) = 0.848 W/kg; SAR(10 g) = 0.281 W/kg
Smallest distance from peaks to all points 3 dB below = 5.4 mm
Ratio of SAR at M2 to SAR at M1 = 32.3%
Maximum value of SAR (measured) = 1.67 W/kg

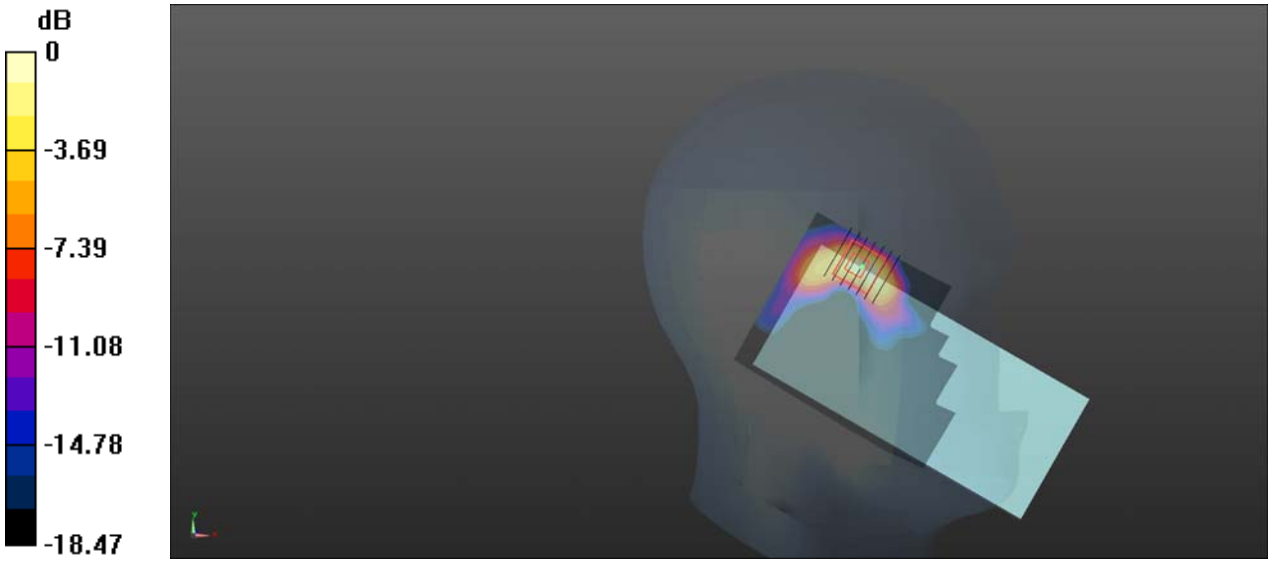

0 dB = 1.67 W/kg

WLAN 2.4GHz_802.11b 1Mbps_Left Cheek_Ch6_CH0

Communication System: UID 0, WLAN 2.4GHz 802.11b (0); Frequency: 2437 MHz;Duty Cycle: 1:1
Medium: HSL_2600 Medium parameters used: f = 2437 MHz; σ = 1.802 S/m; ε_r = 38.902; ρ = 1000 kg/m^3
Ambient Temperature：23.2 ℃; Liquid Temperature：22.1 ℃

DASY5 Configuration:
- Probe: EX3DV4 - SN3823; ConvF(7.28, 7.28, 7.28) @ 2437 MHz; Calibrated: 2021.01.22
- Sensor-Surface: 2mm (Mechanical Surface Detection)
- Electronics: DAE4 Sn480; Calibrated: 2021.06.22
- Phantom: SAM 2; Type: QD000P40CC; Serial: TP:1464
- Measurement SW: DASY52, Version 52.10 (4); SEMCAD X Version 14.6.14 (7483)

Ch6/Area Scan (91x101x1): Interpolated grid: dx=1.200 mm, dy=1.200 mm
Maximum value of SAR (interpolated) = 1.31 W/kg

Ch6/Zoom Scan (7x7x7)/Cube 0: Measurement grid: dx=5mm, dy=5mm, dz=5mm
Reference Value = 4.977 V/m; Power Drift = 0.11 dB
Peak SAR (extrapolated) = 1.64 W/kg
SAR(1 g) = 0.833 W/kg; SAR(10 g) = 0.400 W/kg
Smallest distance from peaks to all points 3 dB below = 8.3 mm
Ratio of SAR at M2 to SAR at M1 = 49%
Maximum value of SAR (measured) = 1.22 W/kg



0 dB = 1.22 W/kg

WLAN 5.2GHz_802.11a 6Mbps_Left Cheek_Ch48_CH0

Communication System: UID 0, WLAN 5GHz (0); Frequency: 5240 MHz;Duty Cycle: 1:1.009
Medium: HSL_5250 Medium parameters used: f = 5240 MHz; σ = 4.685 S/m; ε_r = 36.07; ρ = 1000 kg/m^3
Ambient Temperature：23.2 ℃; Liquid Temperature：22.3 ℃

DASY5 Configuration:
- Probe: EX3DV4 - SN3823; ConvF(5.27, 5.27, 5.27) @ 5240 MHz; Calibrated: 2021.01.22
- Sensor-Surface: 2mm (Mechanical Surface Detection)
- Electronics: DAE4 Sn480; Calibrated: 2021.06.22
- Phantom: SAM 2; Type: QD000P40CC; Serial: TP:1464
- Measurement SW: DASY52, Version 52.10 (4); SEMCAD X Version 14.6.14 (7483)

Ch48/Area Scan (101x121x1): Interpolated grid: dx=1.000 mm, dy=1.000 mm
Maximum value of SAR (interpolated) = 2.08 W/kg

Ch48/Zoom Scan (8x8x15)/Cube 0: Measurement grid: dx=4mm, dy=4mm, dz=2mm
Reference Value = 1.809 V/m; Power Drift = 0.08 dB
Peak SAR (extrapolated) = 3.26 W/kg
SAR(1 g) = 0.747 W/kg; SAR(10 g) = 0.210 W/kg
Smallest distance from peaks to all points 3 dB below = 5.1 mm
Ratio of SAR at M2 to SAR at M1 = 55.4%
Maximum value of SAR (measured) = 1.52 W/kg



0 dB = 1.52 W/kg

WLAN 5.3GHz_802.11a 6Mbps_Left Cheek_Ch64_CH0

Communication System: UID 0, WLAN 5GHz (0); Frequency: 5320 MHz;Duty Cycle: 1:1.009
Medium: HSL_5250 Medium parameters used: f = 5320 MHz; σ = 4.787 S/m; ε_r = 35.947; ρ = 1000 kg/m^3
Ambient Temperature：23.2 ℃; Liquid Temperature：22.3 ℃

DASY5 Configuration:
- Probe: EX3DV4 - SN3823; ConvF(5.27, 5.27, 5.27) @ 5320 MHz; Calibrated: 2021.01.22
- Sensor-Surface: 2mm (Mechanical Surface Detection)
- Electronics: DAE4 Sn480; Calibrated: 2021.06.22
- Phantom: SAM 2; Type: QD000P40CC; Serial: TP:1464
- Measurement SW: DASY52, Version 52.10 (4); SEMCAD X Version 14.6.14 (7483)

Ch64/Area Scan (101x121x1): Interpolated grid: dx=1.000 mm, dy=1.000 mm
Maximum value of SAR (interpolated) = 1.56 W/kg

Ch64/Zoom Scan (8x8x15)/Cube 0: Measurement grid: dx=4mm, dy=4mm, dz=2mm
Reference Value = 1.710 V/m; Power Drift = 0.09 dB
Peak SAR (extrapolated) = 3.25 W/kg
SAR(1 g) = 0.668 W/kg; SAR(10 g) = 0.183 W/kg
Smallest distance from peaks to all points 3 dB below = 4.3 mm
Ratio of SAR at M2 to SAR at M1 = 53.5%
Maximum value of SAR (measured) = 1.47 W/kg

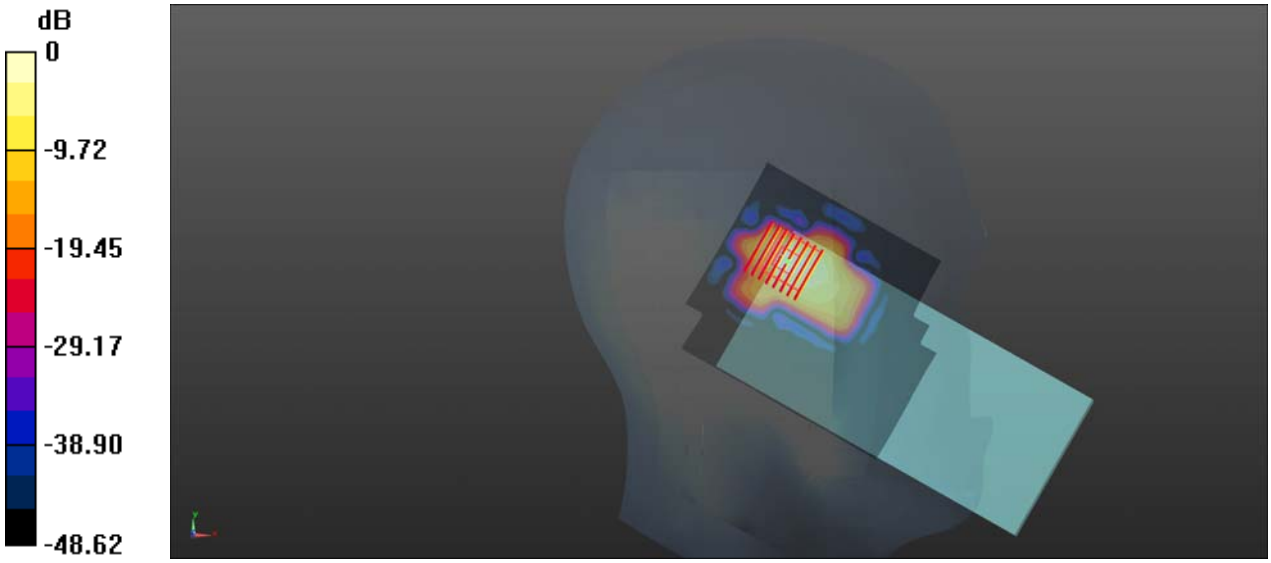

0 dB = 1.47 W/kg

WLAN 5.5GHz_802.11a 6Mbps_Left Cheek_Ch120_CH1

Communication System: UID 0, WLAN 5GHz (0); Frequency: 5600 MHz;Duty Cycle: 1:1.009
Medium: HSL_5750 Medium parameters used: f = 5600 MHz; σ = 5.125 S/m; ε_r = 35.435; ρ = 1000 kg/m^3
Ambient Temperature：23.2 ℃; Liquid Temperature：22.1 ℃

DASY5 Configuration:
- Probe: EX3DV4 - SN3823; ConvF(4.57, 4.57, 4.57) @ 5600 MHz; Calibrated: 2021.01.22
- Sensor-Surface: 2mm (Mechanical Surface Detection)
- Electronics: DAE4 Sn480; Calibrated: 2021.06.22
- Phantom: SAM 2; Type: QD000P40CC; Serial: TP:1464
- Measurement SW: DASY52, Version 52.10 (4); SEMCAD X Version 14.6.14 (7483)

Ch120/Area Scan (101x101x1): Interpolated grid: dx=1.000 mm, dy=1.000 mm
Maximum value of SAR (interpolated) = 1.80 W/kg

Ch120/Zoom Scan (8x8x15)/Cube 0: Measurement grid: dx=4mm, dy=4mm, dz=2mm
Reference Value = 1.188 V/m; Power Drift = 0.17 dB
Peak SAR (extrapolated) = 3.86 W/kg
SAR(1 g) = 0.751 W/kg; SAR(10 g) = 0.227 W/kg
Smallest distance from peaks to all points 3 dB below = 4 mm
Ratio of SAR at M2 to SAR at M1 = 49.8%
Maximum value of SAR (measured) = 1.87 W/kg

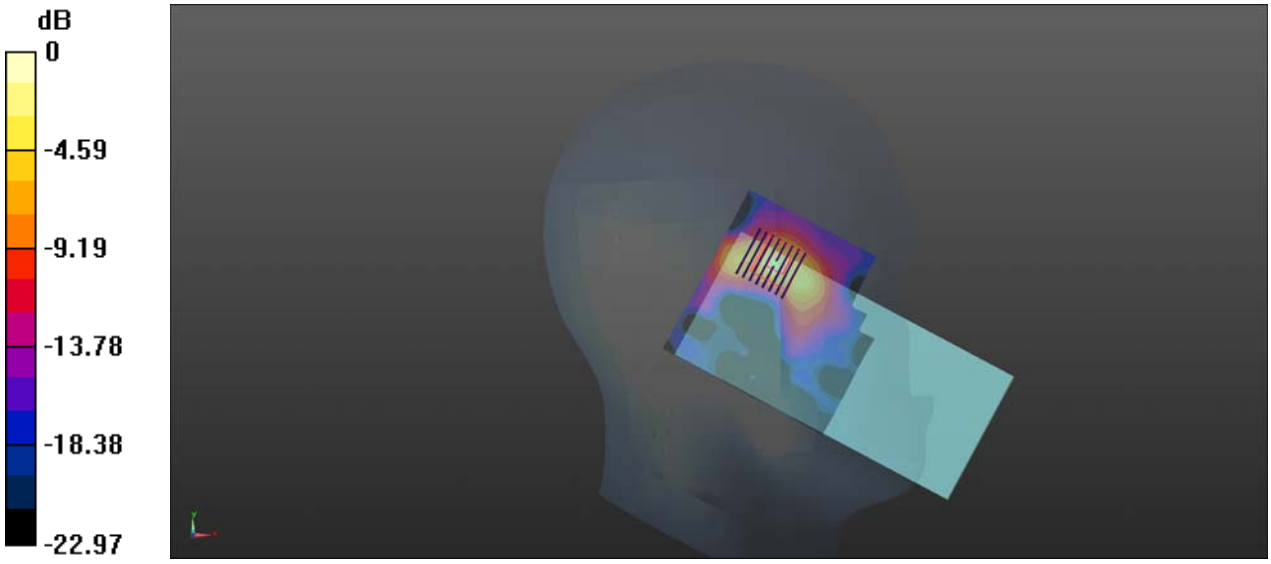

0 dB = 1.87 W/kg

WLAN 5.8GHz_802.11a 6Mbps_Left Cheek_Ch157_CH0

Communication System: UID 0, WLAN 5GHz (0); Frequency: 5785 MHz;Duty Cycle: 1:1.009
Medium: HSL_5750 Medium parameters used: f = 5785 MHz; σ = 5.333 S/m; ε_r = 35.097; ρ = 1000 kg/m^3
Ambient Temperature：23.2 ℃; Liquid Temperature：22.1 ℃

DASY5 Configuration:
- Probe: EX3DV4 - SN3823; ConvF(4.61, 4.61, 4.61) @ 5785 MHz; Calibrated: 2021.01.22
- Sensor-Surface: 2mm (Mechanical Surface Detection)
- Electronics: DAE4 Sn480; Calibrated: 2021.06.22
- Phantom: SAM 2; Type: QD000P40CC; Serial: TP:1464
- Measurement SW: DASY52, Version 52.10 (4); SEMCAD X Version 14.6.14 (7483)

Ch157/Area Scan (101x121x1): Interpolated grid: dx=1.000 mm, dy=1.000 mm
Maximum value of SAR (interpolated) = 1.41 W/kg

Ch157/Zoom Scan (8x8x15)/Cube 0: Measurement grid: dx=4mm, dy=4mm, dz=2mm
Reference Value = 2.542 V/m; Power Drift = 0.19 dB
Peak SAR (extrapolated) = 5.11 W/kg
SAR(1 g) = 0.843 W/kg; SAR(10 g) = 0.202 W/kg
Smallest distance from peaks to all points 3 dB below = 4 mm
Ratio of SAR at M2 to SAR at M1 = 49.2%
Maximum value of SAR (measured) = 2.21 W/kg



0 dB = 2.21 W/kg

GSM850_GPRS(2 TX slots)_Back Side_10mm_Ch189_Ant 0

Communication System: UID 0, GSM850(class 10) (0); Frequency: 836.4 MHz;Duty Cycle: 1:4.15
Medium: HSL_900 Medium parameters used: f = 836.4 MHz; σ = 0.943 S/m; ε_r = 42.978; ρ = 1000 kg/m^3
Ambient Temperature：23.2 ℃; Liquid Temperature：22.1 ℃

DASY5 Configuration:
- Probe: EX3DV4 - SN3823; ConvF(9.31, 9.31, 9.31) @ 836.4 MHz; Calibrated: 2021.01.22
- Sensor-Surface: 2mm (Mechanical Surface Detection)
- Electronics: DAE4 Sn480; Calibrated: 2021.06.22
- Phantom: SAM 2; Type: QD000P40CC; Serial: TP:1464
- Measurement SW: DASY52, Version 52.10 (4); SEMCAD X Version 14.6.14 (7483)

Ch189/Area Scan (71x121x1): Interpolated grid: dx=1.500 mm, dy=1.500 mm
Maximum value of SAR (interpolated) = 0.769 W/kg

Ch189/Zoom Scan (5x5x7)/Cube 0: Measurement grid: dx=8mm, dy=8mm, dz=5mm
Reference Value = 11.466 V/m; Power Drift = -0.03 dB
Peak SAR (extrapolated) = 0.640 W/kg
SAR(1 g) = 0.586 W/kg; SAR(10 g) = 0.394 W/kg
Smallest distance from peaks to all points 3 dB below = 10.1 mm
Ratio of SAR at M2 to SAR at M1 = 56.1%
Maximum value of SAR (measured) = 0.790 W/kg

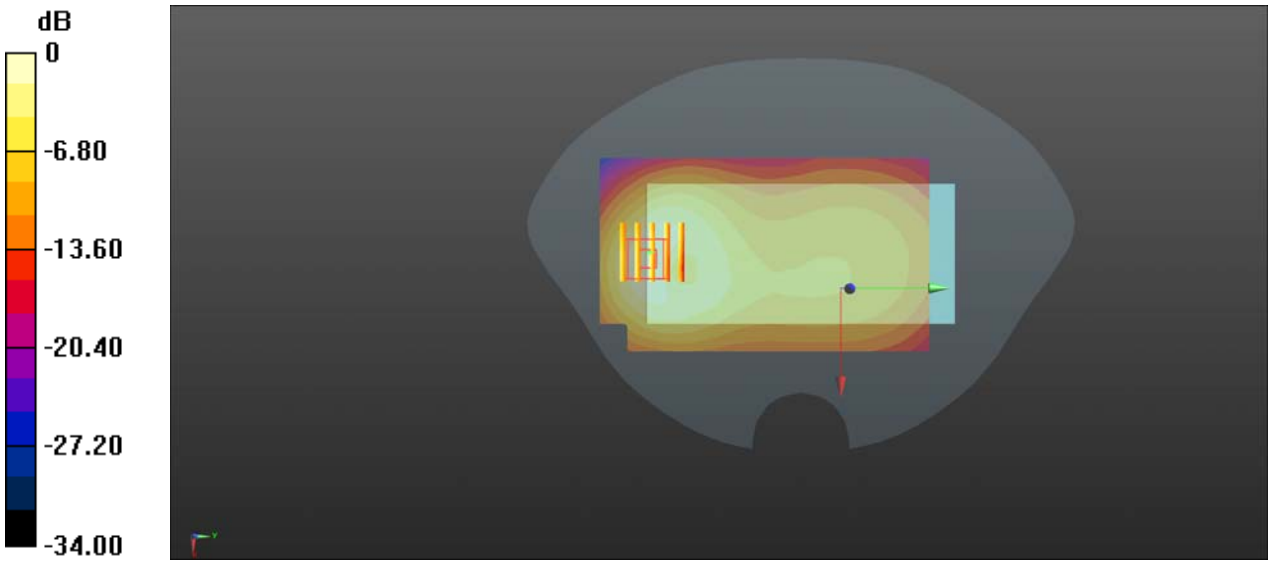

0 dB = 0.769 W/kg

GSM1900_GPRS(2 TX slots)_Back Side_10mm_Ch661_Ant 0

Communication System: UID 0, GSM1900(Class 10) (0); Frequency: 1880 MHz;Duty Cycle: 1:4.15
Medium: HSL_2000 Medium parameters used: f = 1880 MHz; σ = 1.366 S/m; ε_r = 40.167; ρ = 1000 kg/m^3
Ambient Temperature：23.2 ℃; Liquid Temperature：22.2 ℃

DASY5 Configuration:
- Probe: EX3DV4 - SN3823; ConvF(7.7, 7.7, 7.7) @ 1880 MHz; Calibrated: 2021.01.22
- Sensor-Surface: 2mm (Mechanical Surface Detection)
- Electronics: DAE4 Sn480; Calibrated: 2021.06.22
- Phantom: SAM 2; Type: QD000P40CC; Serial: TP:1464
- Measurement SW: DASY52, Version 52.10 (4); SEMCAD X Version 14.6.14 (7483)

Ch661/Area Scan (71x81x1): Interpolated grid: dx=1.500 mm, dy=1.500 mm
Maximum value of SAR (interpolated) = 1.08 W/kg

Ch661/Zoom Scan (5x5x7)/Cube 0: Measurement grid: dx=8mm, dy=8mm, dz=5mm
Reference Value = 13.38 V/m; Power Drift = -0.17 dB
Peak SAR (extrapolated) = 1.23 W/kg
SAR(1 g) = 0.481 W/kg; SAR(10 g) = 0.293 W/kg
Smallest distance from peaks to all points 3 dB below = 16.5 mm
Ratio of SAR at M2 to SAR at M1 = 67.3%
Maximum value of SAR (measured) = 1.05 W/kg

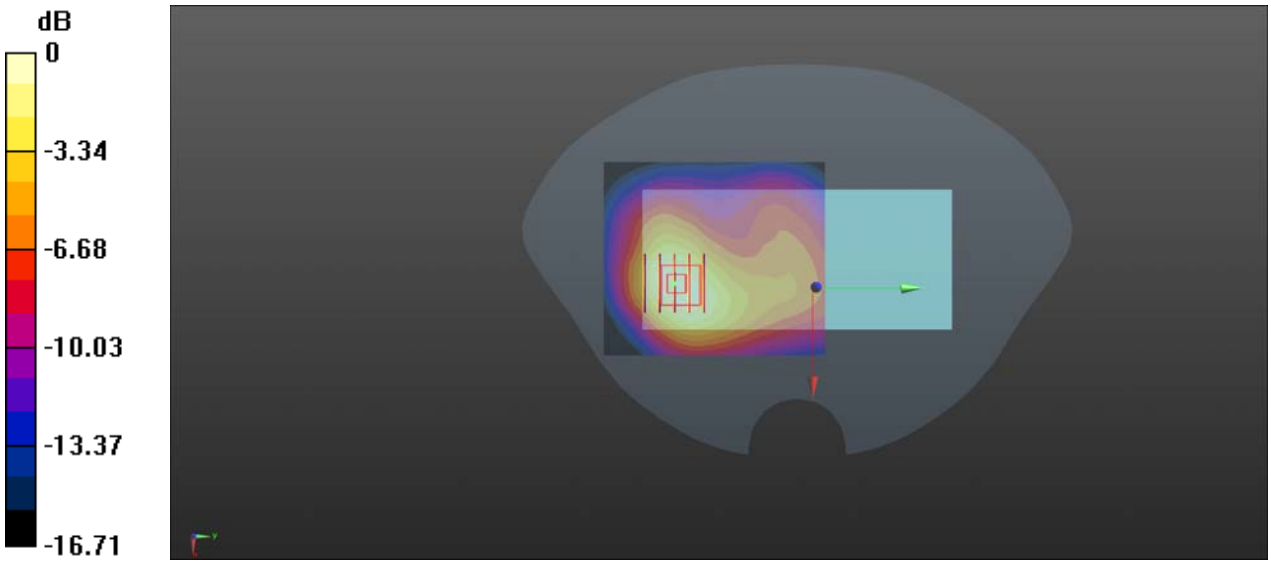

0 dB = 1.05 W/kg

WCDMA Band II_RMC 12.2Kbps_Back Side_10mm_Ch9538_Ant 0

Communication System: UID 0, UMTS-FDD (0); Frequency: 1907.6 MHz;Duty Cycle: 1:1
Medium: HSL_2000 Medium parameters used: f = 1908 MHz; σ = 1.378 S/m; ε_r = 39.922; ρ = 1000 kg/m^3
Ambient Temperature：23.2 ℃; Liquid Temperature：22.2 ℃

DASY5 Configuration:
- Probe: EX3DV4 - SN3823; ConvF(7.7, 7.7, 7.7) @ 1907.6 MHz; Calibrated: 2021.01.22
- Sensor-Surface: 2mm (Mechanical Surface Detection)
- Electronics: DAE4 Sn480; Calibrated: 2021.06.22
- Phantom: SAM 2; Type: QD000P40CC; Serial: TP:1464
- Measurement SW: DASY52, Version 52.10 (4); SEMCAD X Version 14.6.14 (7483)

Ch9538/Area Scan (61x71x1): Interpolated grid: dx=1.500 mm, dy=1.500 mm
Maximum value of SAR (interpolated) = 1.08 W/kg

Ch9538/Zoom Scan (5x5x7)/Cube 0: Measurement grid: dx=8mm, dy=8mm, dz=5mm
Reference Value = 12.73 V/m; Power Drift = 0.04 dB
Peak SAR (extrapolated) = 1.27 W/kg
SAR(1 g) = 0.787 W/kg; SAR(10 g) = 0.457 W/kg
Smallest distance from peaks to all points 3 dB below = 15.8 mm
Ratio of SAR at M2 to SAR at M1 = 62%
Maximum value of SAR (measured) = 1.05 W/kg

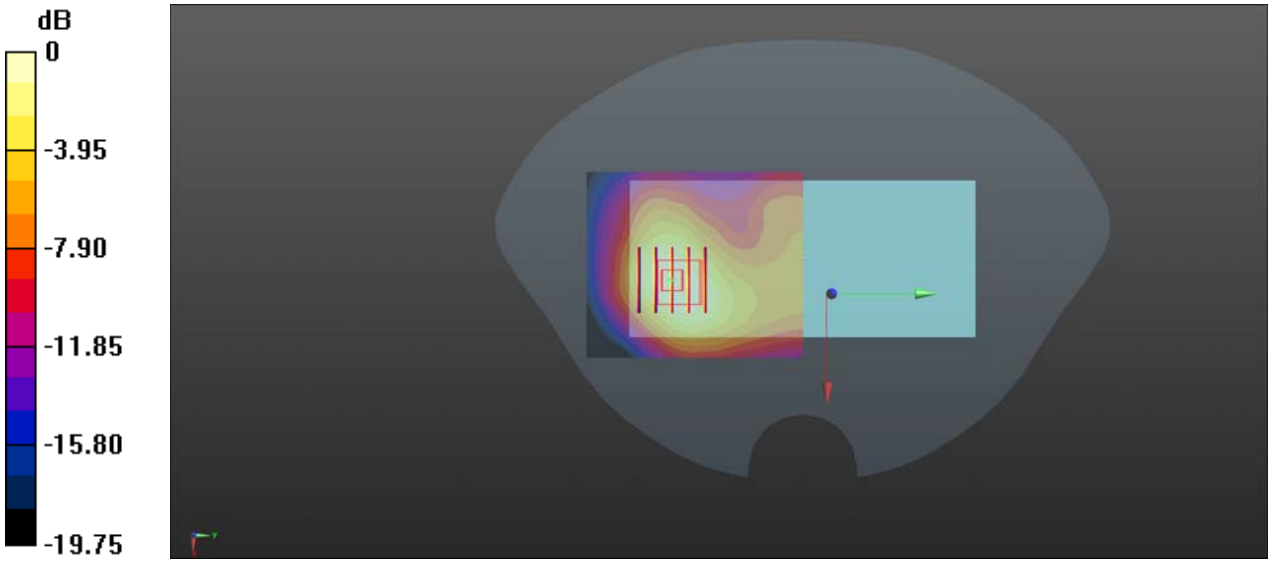

0 dB = 1.05 W/kg

WCDMA Band IV_RMC 12.2Kbps_Back Side_10mm_Ch1413_Ant 0

Communication System: UID 0, UMTS-FDD (0); Frequency: 1732.6 MHz;Duty Cycle: 1:1
Medium: HSL_1800 Medium parameters used: f = 1733 MHz; σ = 1.412 S/m; ε_r = 39.814; ρ = 1000 kg/m^3
Ambient Temperature：23.2 ℃; Liquid Temperature：22.1 ℃

DASY5 Configuration:
- Probe: EX3DV4 - SN3823; ConvF(7.98, 7.98, 7.98) @ 1732.6 MHz; Calibrated: 2021.01.22
- Sensor-Surface: 2mm (Mechanical Surface Detection)
- Electronics: DAE4 Sn480; Calibrated: 2021.06.22
- Phantom: SAM 2; Type: QD000P40CC; Serial: TP:1464
- Measurement SW: DASY52, Version 52.10 (4); SEMCAD X Version 14.6.14 (7483)

Ch1413/Area Scan (61x81x1): Interpolated grid: dx=1.500 mm, dy=1.500 mm
Maximum value of SAR (interpolated) = 0.517 W/kg

Ch1413/Zoom Scan (5x5x7)/Cube 0: Measurement grid: dx=8mm, dy=8mm, dz=5mm
Reference Value = 8.650 V/m; Power Drift = -0.04 dB
Peak SAR (extrapolated) = 0.593 W/kg
SAR(1 g) = 0.383 W/kg; SAR(10 g) = 0.225 W/kg
Smallest distance from peaks to all points 3 dB below = 12.9 mm
Ratio of SAR at M2 to SAR at M1 = 66.9%
Maximum value of SAR (measured) = 0.485 W/kg

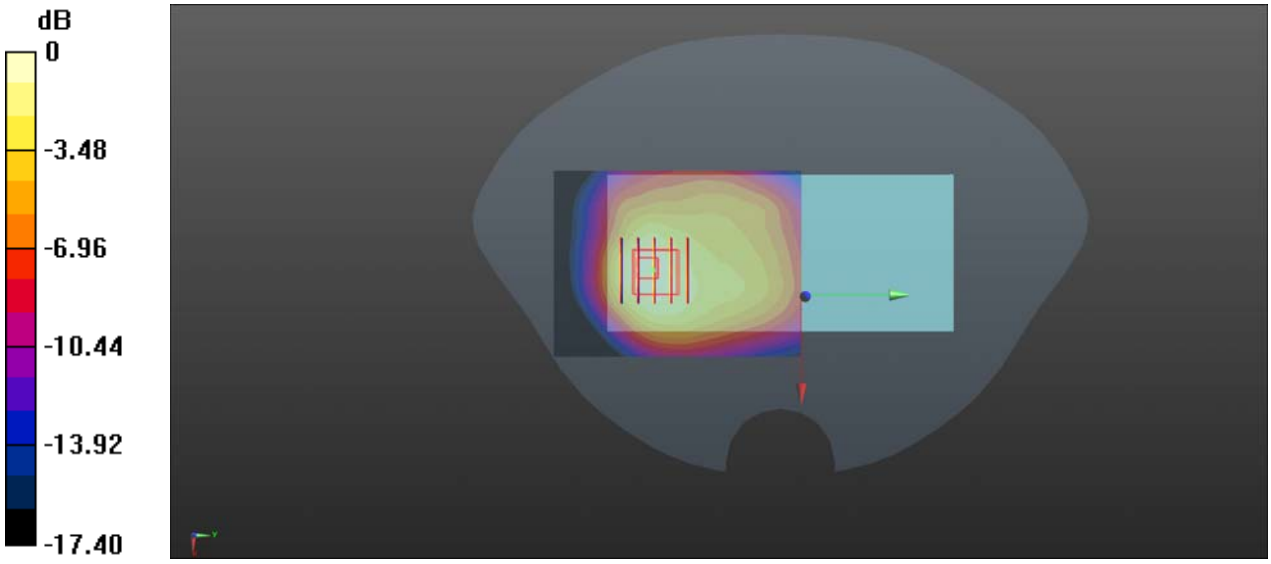

0 dB = 0.485 W/kg

WCDMA Band V_RMC 12.2Kbps_Back Side_10mm_Ch4182_Ant 0

Communication System: UID 0, UMTS-FDD (0); Frequency: 836.4 MHz;Duty Cycle: 1:1
Medium: HSL_900 Medium parameters used: f = 836.4 MHz; σ = 0.943 S/m; ε_r = 42.978; ρ = 1000 kg/m^3
Ambient Temperature：23.2 ℃; Liquid Temperature：22.1 ℃

DASY5 Configuration:
- Probe: EX3DV4 - SN3823; ConvF(9.31, 9.31, 9.31) @ 836.4 MHz; Calibrated: 2021.01.22
- Sensor-Surface: 2mm (Mechanical Surface Detection)
- Electronics: DAE4 Sn480; Calibrated: 2021.06.22
- Phantom: SAM 2; Type: QD000P40CC; Serial: TP:1464
- Measurement SW: DASY52, Version 52.10 (4); SEMCAD X Version 14.6.14 (7483)

Ch4182/Area Scan (71x121x1): Interpolated grid: dx=1.500 mm, dy=1.500 mm
Maximum value of SAR (interpolated) = 0.458 W/kg

Ch4182/Zoom Scan (5x5x7)/Cube 0: Measurement grid: dx=8mm, dy=8mm, dz=5mm
Reference Value = 9.444 V/m; Power Drift = -0.03 dB
Peak SAR (extrapolated) = 0.620 W/kg
SAR(1 g) = 0.345 W/kg; SAR(10 g) = 0.191 W/kg
Smallest distance from peaks to all points 3 dB below = 10.1 mm
Ratio of SAR at M2 to SAR at M1 = 56.7%
Maximum value of SAR (measured) = 0.478 W/kg

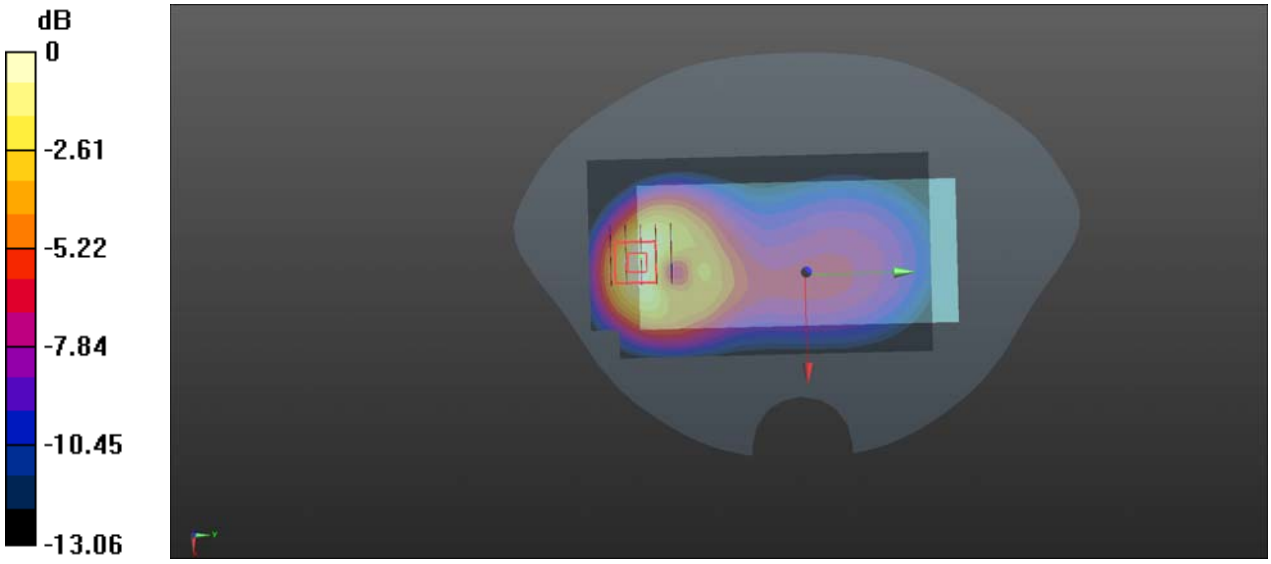

0 dB = 0.478 W/kg

CDMA2000 BC0_RC3 SO55_Back Side_10mm_Ch384_Ant 0

Communication System: UID 0, CDMA 2000 (0); Frequency: 836.52 MHz;Duty Cycle: 1:1
Medium: HSL_900 Medium parameters used: f = 837 MHz; σ = 0.945 S/m; ε_r = 42.91; ρ = 1000 kg/m^3
Ambient Temperature：23.2 ℃; Liquid Temperature：22.1 ℃

DASY5 Configuration:
- Probe: EX3DV4 - SN3823; ConvF(9.31, 9.31, 9.31) @ 836.52 MHz; Calibrated: 2021.01.22
- Sensor-Surface: 2mm (Mechanical Surface Detection)
- Electronics: DAE4 Sn480; Calibrated: 2021.06.22
- Phantom: SAM 2; Type: QD000P40CC; Serial: TP:1464
- Measurement SW: DASY52, Version 52.10 (4); SEMCAD X Version 14.6.14 (7483)

Ch384/Area Scan (71x131x1): Interpolated grid: dx=1.500 mm, dy=1.500 mm
Maximum value of SAR (interpolated) = 0.203 W/kg

Ch384/Zoom Scan (5x5x7)/Cube 0: Measurement grid: dx=8mm, dy=8mm, dz=5mm
Reference Value = 6.825 V/m; Power Drift = -0.12 dB
Peak SAR (extrapolated) = 0.289 W/kg
SAR(1 g) = 0.163 W/kg; SAR(10 g) = 0.091 W/kg
Smallest distance from peaks to all points 3 dB below = 10.1 mm
Ratio of SAR at M2 to SAR at M1 = 59%
Maximum value of SAR (measured) = 0.221 W/kg

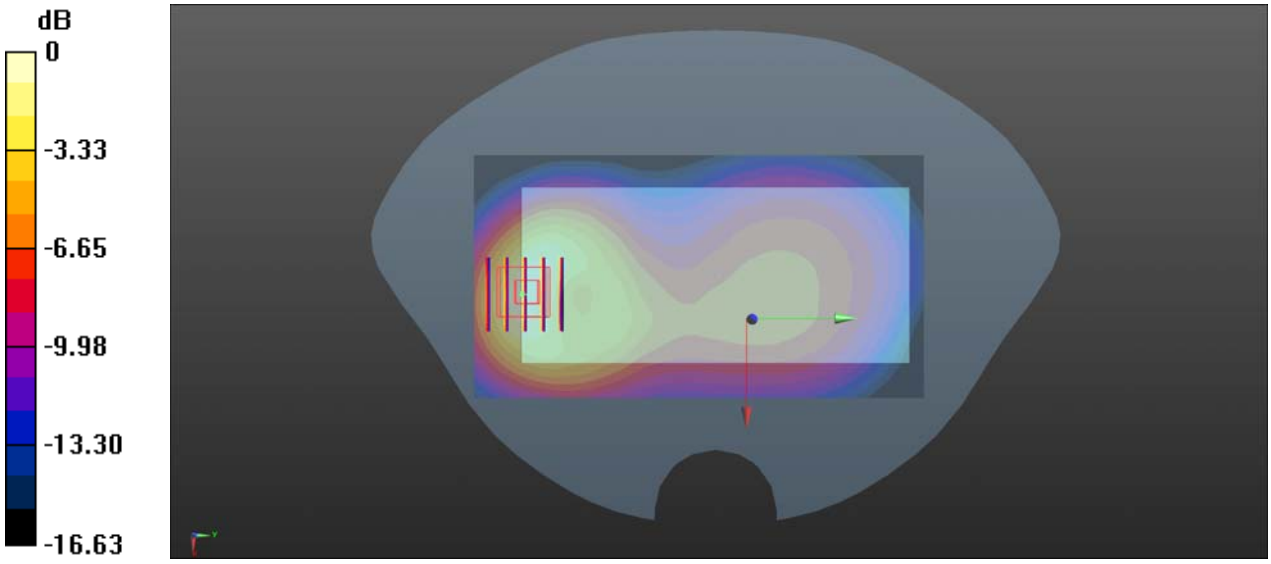

0 dB = 0.221 W/kg

CDMA2000 BC1_RC3 SO55_Back Side_10mm_Ch600_Ant 0

Communication System: UID 0, CDMA 2000 (0); Frequency: 1880 MHz;Duty Cycle: 1:1
Medium: HSL_2000 Medium parameters used: f = 1880 MHz; σ = 1.366 S/m; ε_r = 40.167; ρ = 1000 kg/m^3
Ambient Temperature：23.2 ℃; Liquid Temperature：22.1 ℃

DASY5 Configuration:
- Probe: EX3DV4 - SN3823; ConvF(7.7, 7.7, 7.7) @ 1880 MHz; Calibrated: 2021.01.22
- Sensor-Surface: 2mm (Mechanical Surface Detection)
- Electronics: DAE4 Sn480; Calibrated: 2021.06.22
- Phantom: SAM 2; Type: QD000P40CC; Serial: TP:1464
- Measurement SW: DASY52, Version 52.10 (4); SEMCAD X Version 14.6.14 (7483)

Ch600/Area Scan (71x81x1): Interpolated grid: dx=1.500 mm, dy=1.500 mm
Maximum value of SAR (interpolated) = 0.727 W/kg

Ch600/Zoom Scan (5x5x7)/Cube 0: Measurement grid: dx=8mm, dy=8mm, dz=5mm
Reference Value = 10.76 V/m; Power Drift = -0.06 dB
Peak SAR (extrapolated) = 0.820 W/kg
SAR(1 g) = 0.519 W/kg; SAR(10 g) = 0.307 W/kg
Smallest distance from peaks to all points 3 dB below = 15.8 mm
Ratio of SAR at M2 to SAR at M1 = 63.5%
Maximum value of SAR (measured) = 0.679 W/kg

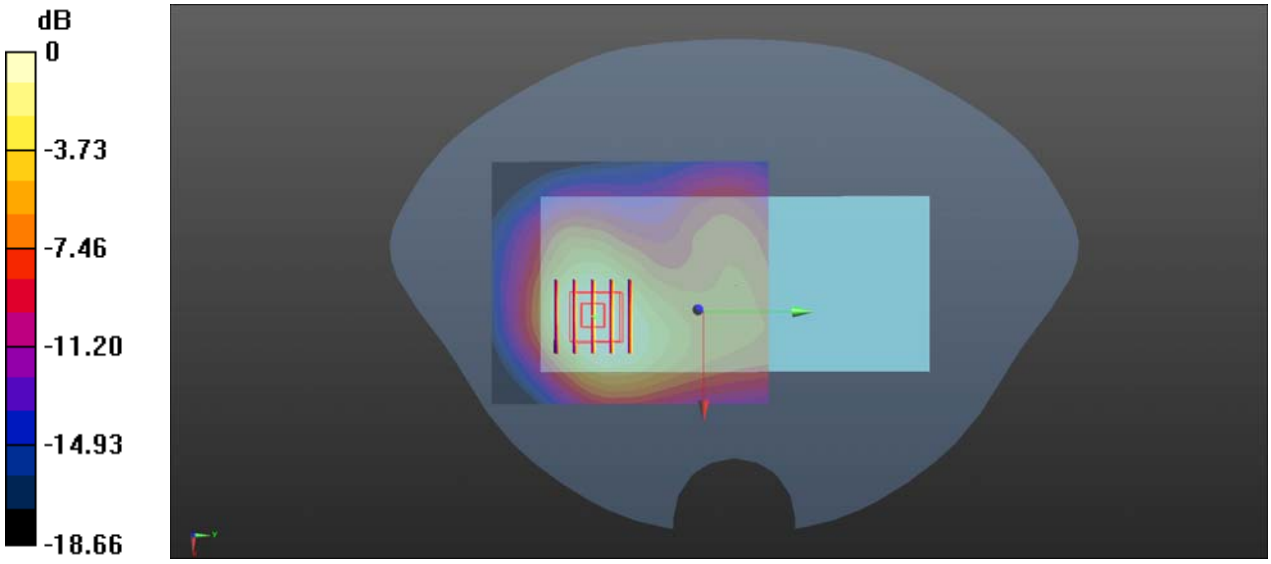

0 dB = 0.679 W/kg

LTE Band 2_20MHz_QPSK_1RB_0Offset_Front Side_10mm_Ch18900_Ant 0

Communication System: UID 0, LTE (0); Frequency: 1880 MHz;Duty Cycle: 1:1
Medium: HSL_2000 Medium parameters used: f = 1880 MHz; σ = 1.366 S/m; ε_r = 40.167; ρ = 1000 kg/m^3
Ambient Temperature：23.2 ℃; Liquid Temperature：22.2 ℃

DASY5 Configuration:
- Probe: EX3DV4 - SN3823; ConvF(7.7, 7.7, 7.7) @ 1880 MHz; Calibrated: 2021.01.22
- Sensor-Surface: 2mm (Mechanical Surface Detection)
- Electronics: DAE4 Sn480; Calibrated: 2021.06.22
- Phantom: SAM 2; Type: QD000P40CC; Serial: TP:1464
- Measurement SW: DASY52, Version 52.10 (4); SEMCAD X Version 14.6.14 (7483)

Ch18900/Area Scan (71x71x1): Interpolated grid: dx=1.500 mm, dy=1.500 mm
Maximum value of SAR (interpolated) = 0.841 W/kg

Ch18900/Zoom Scan (5x5x7)/Cube 0: Measurement grid: dx=8mm, dy=8mm, dz=5mm
Reference Value = 12.42 V/m; Power Drift = 0.01 dB
Peak SAR (extrapolated) = 0.956 W/kg
SAR(1 g) = 0.594 W/kg; SAR(10 g) = 0.351 W/kg
Smallest distance from peaks to all points 3 dB below = 16 mm
Ratio of SAR at M2 to SAR at M1 = 62.8%
Maximum value of SAR (measured) = 0.785 W/kg

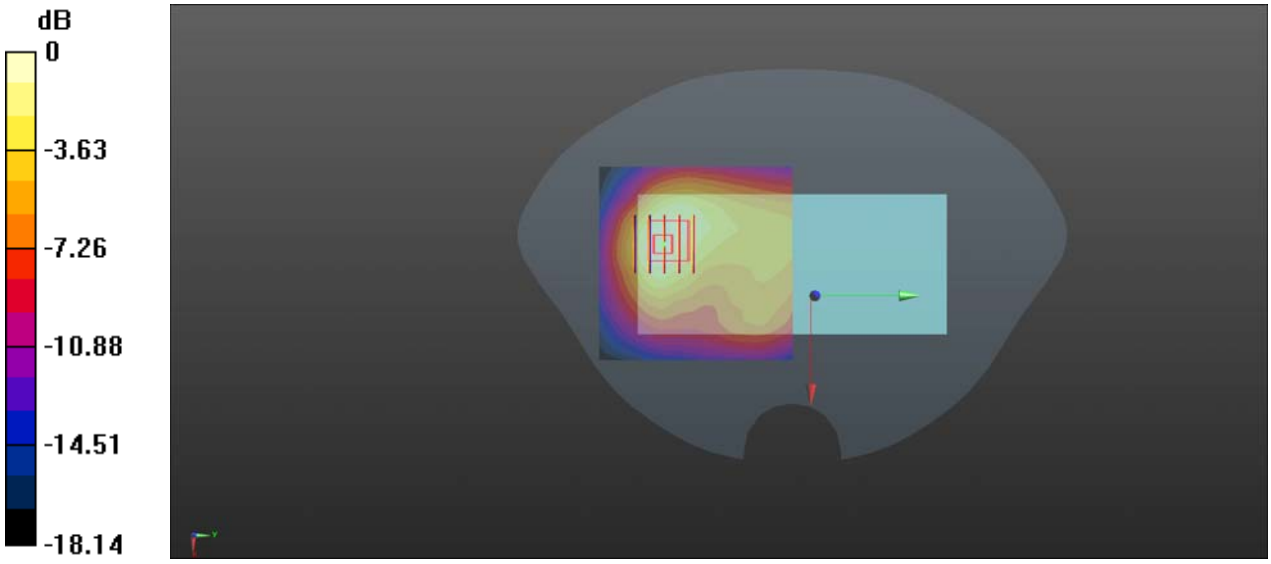

0 dB = 0.785 W/kg

LTE Band 4_20MHz_QPSK_1RB_0Offset_Front Side_10mm_Ch20175_Ant 0

Communication System: UID 0, LTE (0); Frequency: 1732.5 MHz;Duty Cycle: 1:1
Medium: HSL_1800 Medium parameters used: f = 1733 MHz; σ = 1.412 S/m; ε_r = 39.814; ρ = 1000 kg/m^3
Ambient Temperature：23.2 ℃; Liquid Temperature：22.1 ℃

DASY5 Configuration:
- Probe: EX3DV4 - SN3823; ConvF(7.98, 7.98, 7.98) @ 1732.5 MHz; Calibrated: 2021.01.22
- Sensor-Surface: 2mm (Mechanical Surface Detection)
- Electronics: DAE4 Sn480; Calibrated: 2021.06.22
- Phantom: SAM 2; Type: QD000P40CC; Serial: TP:1464
- Measurement SW: DASY52, Version 52.10 (4); SEMCAD X Version 14.6.14 (7483)

Ch20175/Area Scan (71x71x1): Interpolated grid: dx=1.500 mm, dy=1.500 mm
Maximum value of SAR (interpolated) = 0.494 W/kg

Ch20175/Zoom Scan (5x5x7)/Cube 0: Measurement grid: dx=8mm, dy=8mm, dz=5mm
Reference Value = 8.599 V/m; Power Drift = -0.03 dB
Peak SAR (extrapolated) = 0.558 W/kg
SAR(1 g) = 0.354 W/kg; SAR(10 g) = 0.214 W/kg
Smallest distance from peaks to all points 3 dB below = 12.9 mm
Ratio of SAR at M2 to SAR at M1 = 64.7%
Maximum value of SAR (measured) = 0.460 W/kg

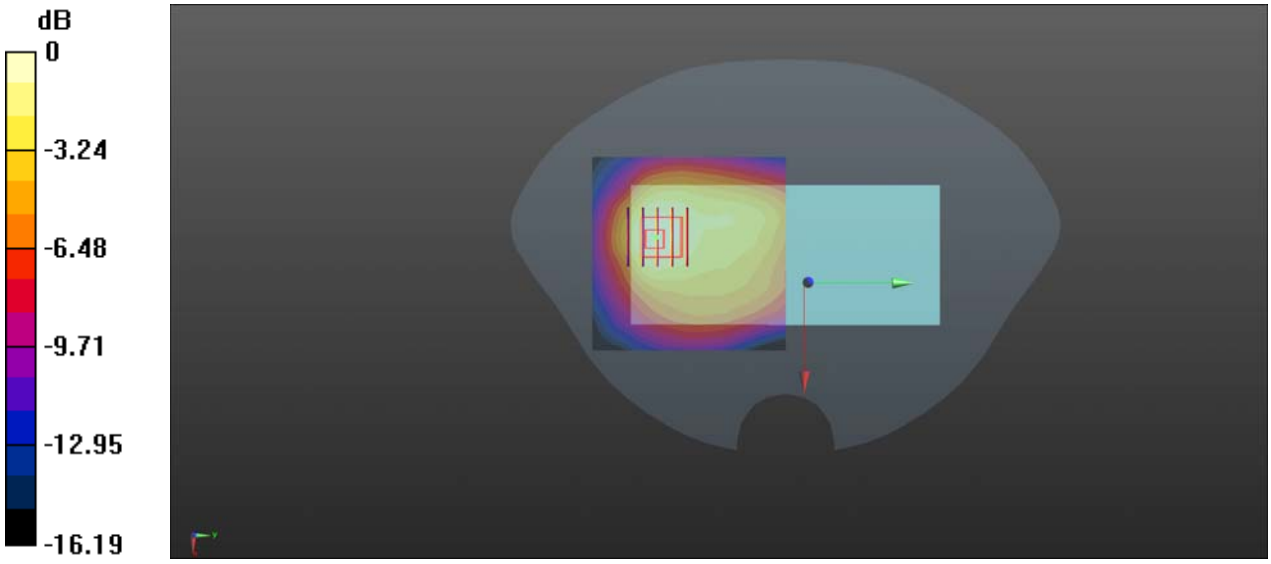

0 dB = 0.460 W/kg

LTE Band 5_10MHz_QPSK_1RB_0Offset_Back Side_10mm_Ch20525_Ant 0

Communication System: UID 0, LTE (0); Frequency: 836.5 MHz;Duty Cycle: 1:1
Medium: HSL_900 Medium parameters used: f = 836.5 MHz; σ = 0.943 S/m; ε_r = 42.967; ρ = 1000 kg/m^3
Ambient Temperature：23.2 ℃; Liquid Temperature：22.1 ℃

DASY5 Configuration:
- Probe: EX3DV4 - SN3823; ConvF(9.31, 9.31, 9.31) @ 836.5 MHz; Calibrated: 2021.01.22
- Sensor-Surface: 2mm (Mechanical Surface Detection)
- Electronics: DAE4 Sn480; Calibrated: 2021.06.22
- Phantom: SAM 2; Type: QD000P40CC; Serial: TP:1464
- Measurement SW: DASY52, Version 52.10 (4); SEMCAD X Version 14.6.14 (7483)

Ch20525/Area Scan (71x121x1): Interpolated grid: dx=1.500 mm, dy=1.500 mm
Maximum value of SAR (interpolated) = 0.375 W/kg

Ch20525/Zoom Scan (5x5x7)/Cube 0: Measurement grid: dx=8mm, dy=8mm, dz=5mm
Reference Value = 7.34 V/m; Power Drift = -0.03 dB
Peak SAR (extrapolated) = 0.620 W/kg
SAR(1 g) = 0.286 W/kg; SAR(10 g) = 0.159 W/kg
Smallest distance from peaks to all points 3 dB below = 10.1 mm
Ratio of SAR at M2 to SAR at M1 = 56.7%
Maximum value of SAR (measured) = 0.375 W/kg

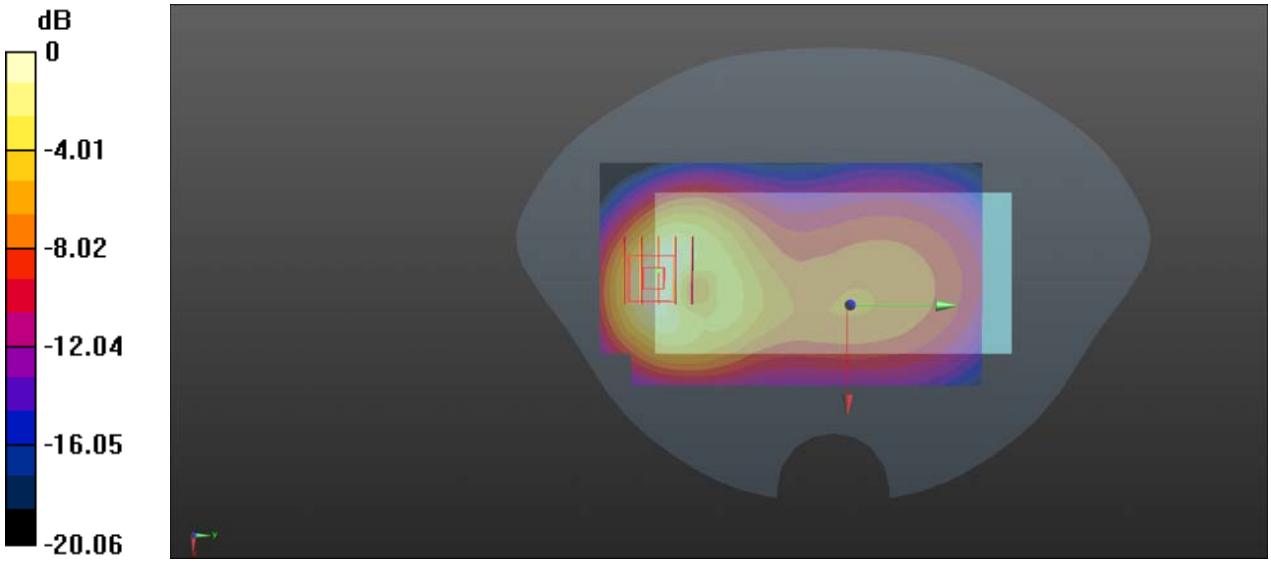

0 dB = 0.375 W/kg

LTE Band 7_20MHz_QPSK_1RB_0Offset_Back Side_10mm_Ch21100_Ant 0

Communication System: UID 0, LTE (0); Frequency: 2535 MHz;Duty Cycle: 1:1
Medium: HSL_2600 Medium parameters used: f = 2535 MHz; σ = 1.911 S/m; ε_r = 38.489; ρ = 1000 kg/m^3
Ambient Temperature：23.2 ℃; Liquid Temperature：22.1 ℃

DASY5 Configuration:
- Probe: EX3DV4 - SN3823; ConvF(7.28, 7.28, 7.28) @ 2535 MHz; Calibrated: 2021.01.22
- Sensor-Surface: 2mm (Mechanical Surface Detection)
- Electronics: DAE4 Sn480; Calibrated: 2021.06.22
- Phantom: SAM 2; Type: QD000P40CC; Serial: TP:1464
- Measurement SW: DASY52, Version 52.10 (4); SEMCAD X Version 14.6.14 (7483)

Ch21100/Area Scan (91x101x1): Interpolated grid: dx=1.200 mm, dy=1.200 mm
Maximum value of SAR (interpolated) = 0.539 W/kg

Ch21100/Zoom Scan (7x7x7)/Cube 0: Measurement grid: dx=5mm, dy=5mm, dz=5mm
Reference Value = 3.283 V/m; Power Drift = 0.03 dB
Peak SAR (extrapolated) = 0.660 W/kg
SAR(1 g) = 0.368 W/kg; SAR(10 g) = 0.197 W/kg
Smallest distance from peaks to all points 3 dB below = 12.8 mm
Ratio of SAR at M2 to SAR at M1 = 55.9%
Maximum value of SAR (measured) = 0.513 W/kg

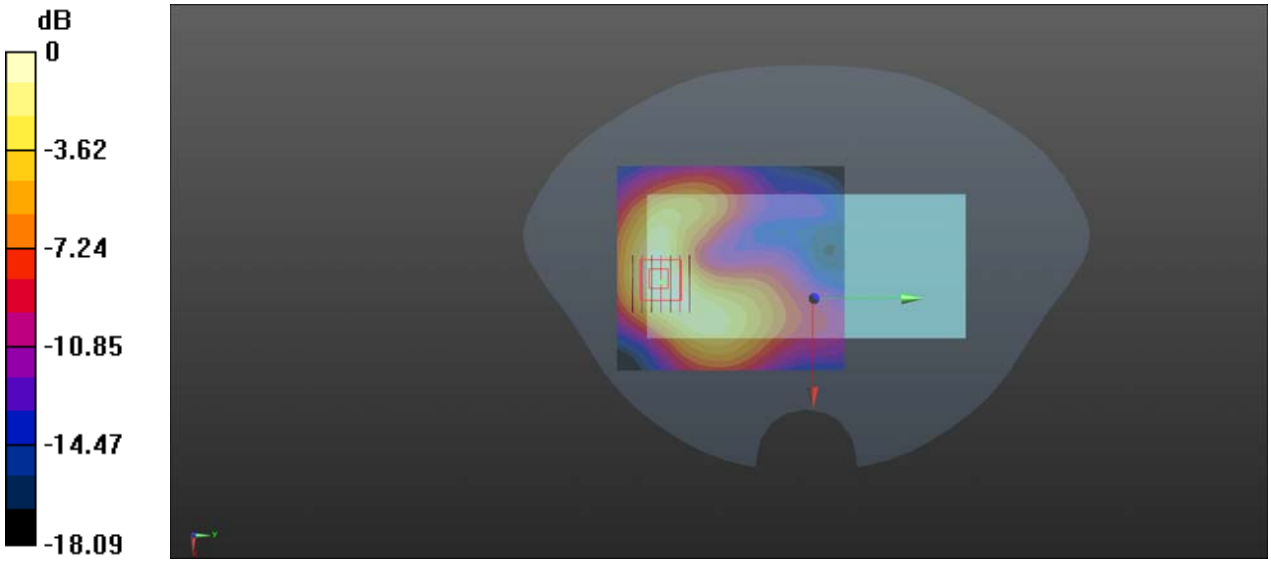

0 dB = 0.513 W/kg

LTE Band 7_20MHz_QPSK_1RB_0Offset_Bottom Side_10mm_Ch21350_Ant 0

Communication System: UID 0, LTE (0); Frequency: 2560 MHz;Duty Cycle: 1:1
Medium: HSL_2600 Medium parameters used: f = 2560 MHz; σ = 1.941 S/m; ε_r = 38.282; ρ = 1000 kg/m^3
Ambient Temperature：23.2 ℃; Liquid Temperature：22.1 ℃

DASY5 Configuration:
- Probe: EX3DV4 - SN3823; ConvF(6.99, 6.99, 6.99) @ 2560 MHz; Calibrated: 2021.01.22
- Sensor-Surface: 2mm (Mechanical Surface Detection)
- Electronics: DAE4 Sn480; Calibrated: 2021.06.22
- Phantom: SAM 2; Type: QD000P40CC; Serial: TP:1464
- Measurement SW: DASY52, Version 52.10 (4); SEMCAD X Version 14.6.14 (7483)

Ch21350/Area Scan (51x101x1): Interpolated grid: dx=1.200 mm, dy=1.200 mm
Maximum value of SAR (interpolated) = 1.10 W/kg

Ch21350/Zoom Scan (7x7x7)/Cube 0: Measurement grid: dx=5mm, dy=5mm, dz=5mm
Reference Value = 18.71 V/m; Power Drift = -0.15 dB
Peak SAR (extrapolated) = 1.37 W/kg
SAR(1 g) = 0.729 W/kg; SAR(10 g) = 0.366 W/kg
Smallest distance from peaks to all points 3 dB below = 10.4 mm
Ratio of SAR at M2 to SAR at M1 = 53.6%
Maximum value of SAR (measured) = 1.05 W/kg

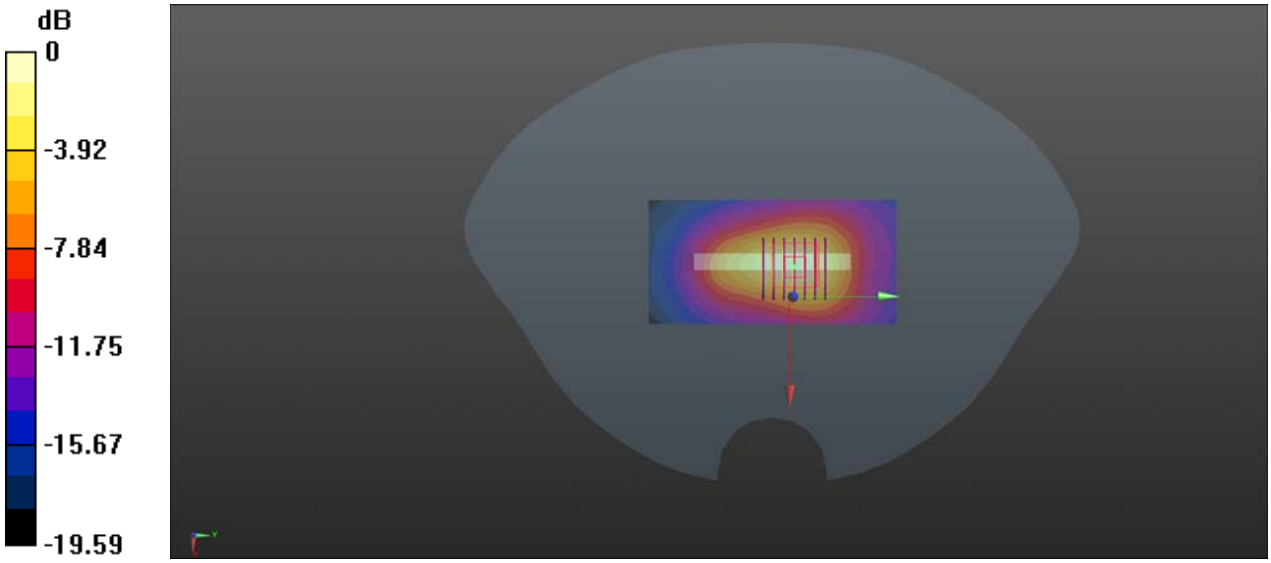

0 dB = 1.05 W/kg

LTE Band 12_10MHz_QPSK_1RB_0Offset_Back Side_10mm_Ch23095_Ant 0

Communication System: UID 0, LTE (0); Frequency: 707.5 MHz;Duty Cycle: 1:1
Medium: HSL_750 Medium parameters used: f = 707.5 MHz; σ = 0.919 S/m; ε_r = 42.233; ρ = 1000 kg/m^3
Ambient Temperature：23.2 ℃; Liquid Temperature：22.1 ℃

DASY5 Configuration:
- Probe: EX3DV4 - SN3753; ConvF(9.41, 9.41, 9.41) @ 707.5 MHz; Calibrated: 2021.07.26
- Sensor-Surface: 2mm (Mechanical Surface Detection)
- Electronics: DAE4 Sn480; Calibrated: 2021.06.22
- Phantom: SAM 2; Type: QD000P40CC; Serial: TP:1464
- Measurement SW: DASY52, Version 52.10 (4); SEMCAD X Version 14.6.14 (7483)

Ch23095/Area Scan (71x121x1): Interpolated grid: dx=1.500 mm, dy=1.500 mm
Maximum value of SAR (interpolated) = 0.138 W/kg

Ch23095/Zoom Scan (5x5x7)/Cube 0: Measurement grid: dx=8mm, dy=8mm, dz=5mm
Reference Value = 6.255 V/m; Power Drift = -0.17 dB
Peak SAR (extrapolated) = 0.166 W/kg
SAR(1 g) = 0.097 W/kg; SAR(10 g) = 0.056 W/kg
Smallest distance from peaks to all points 3 dB below = 12.2 mm
Ratio of SAR at M2 to SAR at M1 = 58.4%
Maximum value of SAR (measured) = 0.134 W/kg

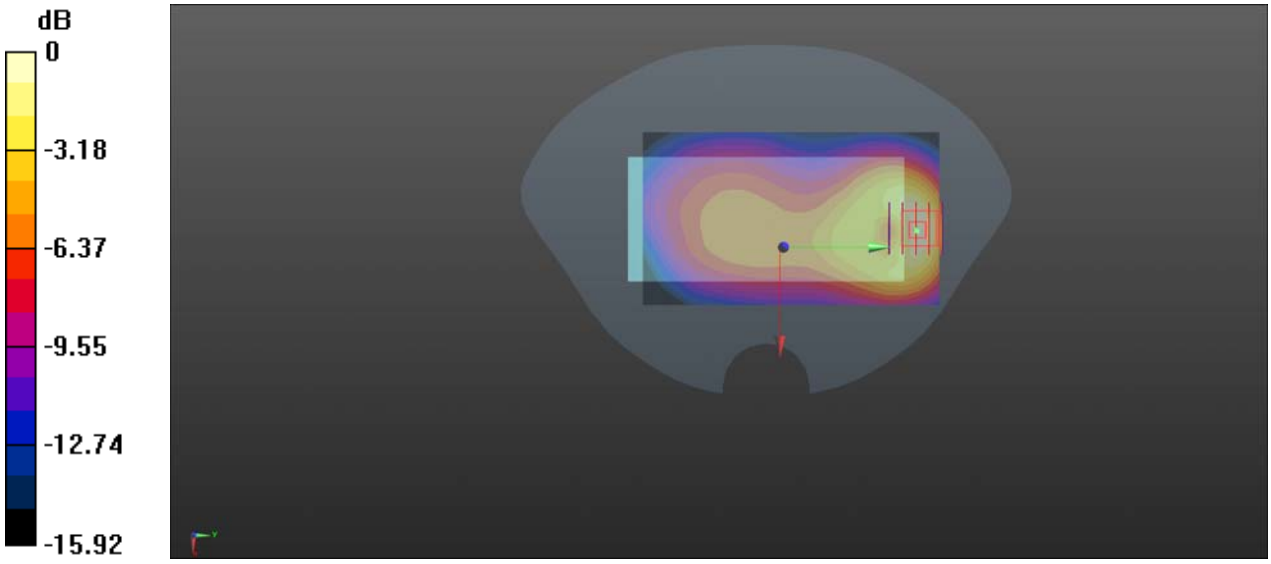

0 dB = 0.134 W/kg

LTE Band 18_15MHz_QPSK_1RB_0Offset_Back Side_10mm_Ch23925_Ant 0

Communication System: UID 0, LTE (0); Frequency: 822.5 MHz;Duty Cycle: 1:1
Medium: HSL_900 Medium parameters used: f = 822.5 MHz; σ = 0.922 S/m; ε_r = 42.691; ρ = 1000 kg/m^3
Ambient Temperature：23.2 ℃; Liquid Temperature：22.1 ℃

DASY5 Configuration:
- Probe: EX3DV4 - SN3823; ConvF(9.31, 9.31, 9.31) @ 822.5 MHz; Calibrated: 2021.01.22
- Sensor-Surface: 2mm (Mechanical Surface Detection)
- Electronics: DAE4 Sn480; Calibrated: 2021.06.22
- Phantom: SAM 2; Type: QD000P40CC; Serial: TP:1464
- Measurement SW: DASY52, Version 52.10 (4); SEMCAD X Version 14.6.14 (7483)

Ch23925/Area Scan (71x121x1): Interpolated grid: dx=1.500 mm, dy=1.500 mm.
Maximum value of SAR (interpolated) = 0.265 W/kg

Ch23925/Zoom Scan (5x5x7)/Cube 0: Measurement grid: dx=8mm, dy=8mm, dz=5mm
Reference Value = 8.579 V/m; Power Drift = 0.02 dB
Peak SAR (extrapolated) = 0.385 W/kg
SAR(1 g) = 0.217 W/kg; SAR(10 g) = 0.124 W/kg
Smallest distance from peaks to all points 3 dB below = 11.2 mm
Ratio of SAR at M2 to SAR at M1 = 57.7%
Maximum value of SAR (measured) = 0.300 W/kg

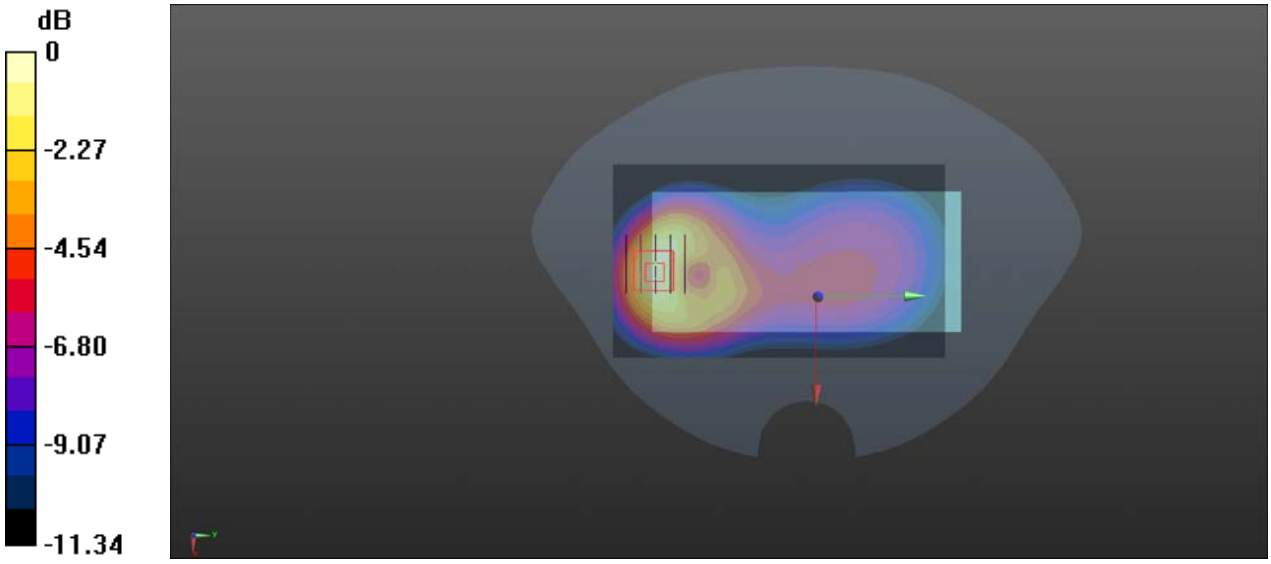

0 dB = 0.300 W/kg

LTE Band 19_15MHz_QPSK_1RB_0Offset_Back Side_10mm_Ch24075_Ant 0

Communication System: UID 0, LTE (0); Frequency: 837.5 MHz;Duty Cycle: 1:1
Medium: HSL_900 Medium parameters used: f = 837.5 MHz; σ = 0.946 S/m; ε_r = 42.861; ρ = 1000 kg/m^3
Ambient Temperature：23.2 ℃; Liquid Temperature：22.1 ℃

DASY5 Configuration:
- Probe: EX3DV4 - SN3823; ConvF(9.31, 9.31, 9.31) @ 837.5 MHz; Calibrated: 2021.01.22
- Sensor-Surface: 2mm (Mechanical Surface Detection)
- Electronics: DAE4 Sn480; Calibrated: 2021.06.22
- Phantom: SAM 2; Type: QD000P40CC; Serial: TP:1464
- Measurement SW: DASY52, Version 52.10 (4); SEMCAD X Version 14.6.14 (7483)

Ch24075/Area Scan (71x121x1): Interpolated grid: dx=1.500 mm, dy=1.500 mm
Maximum value of SAR (interpolated) = 0.421 W/kg

Ch24075/Zoom Scan (5x5x7)/Cube 0: Measurement grid: dx=8mm, dy=8mm, dz=5mm
Reference Value = 9.350 V/m; Power Drift = 0.03 dB
Peak SAR (extrapolated) = 0.536 W/kg
SAR(1 g) = 0.304 W/kg; SAR(10 g) = 0.172 W/kg
Smallest distance from peaks to all points 3 dB below = 11.3 mm
Ratio of SAR at M2 to SAR at M1 = 57.4%
Maximum value of SAR (measured) = 0.420 W/kg

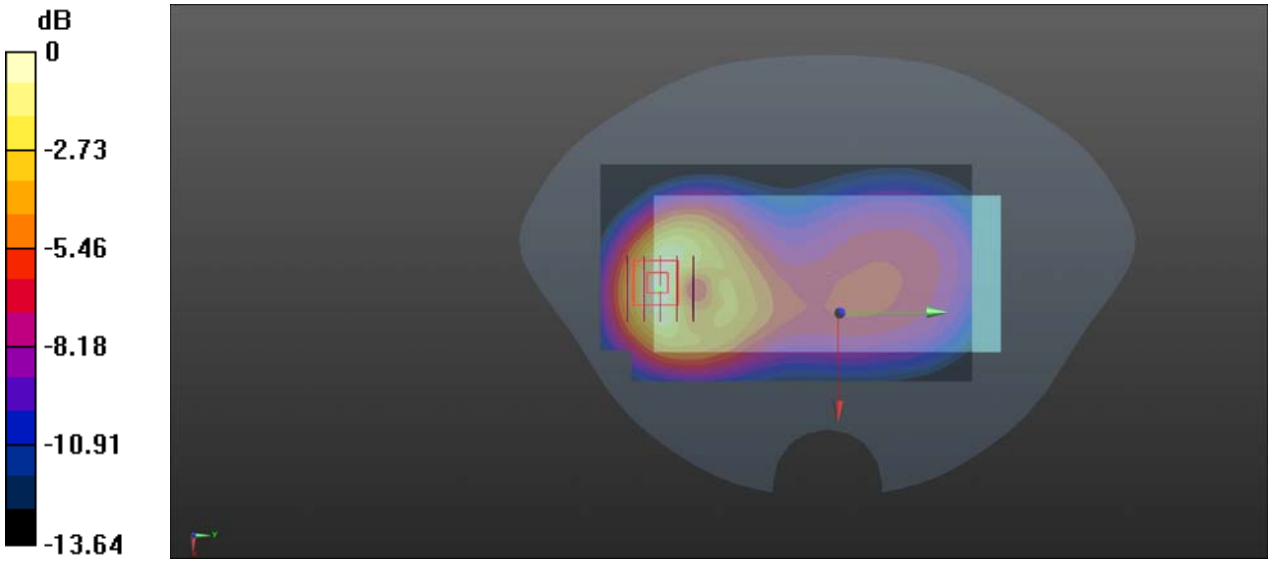

0 dB = 0.420 W/kg

LTE Band 26_15MHz_QPSK_1RB_0Offset_Back Side_10mm_Ch26865_Ant 0

Communication System: UID 0, LTE (0); Frequency: 831.5 MHz;Duty Cycle: 1:1
Medium: HSL_900 Medium parameters used: f = 831.5 MHz; σ = 0.936 S/m; ε_r = 42.882; ρ = 1000 kg/m^3
Ambient Temperature：23.2 ℃; Liquid Temperature：22.1 ℃

DASY5 Configuration:
- Probe: EX3DV4 - SN3823; ConvF(9.31, 9.31, 9.31) @ 831.5 MHz; Calibrated: 2021.01.22
- Sensor-Surface: 2mm (Mechanical Surface Detection)
- Electronics: DAE4 Sn480; Calibrated: 2021.06.22
- Phantom: SAM 2; Type: QD000P40CC; Serial: TP:1464
- Measurement SW: DASY52, Version 52.10 (4); SEMCAD X Version 14.6.14 (7483)

Ch26865/Area Scan (71x131x1): Interpolated grid: dx=1.500 mm, dy=1.500 mm
Maximum value of SAR (interpolated) = 0.421 W/kg

Ch26865/Zoom Scan (5x5x7)/Cube 0: Measurement grid: dx=8mm, dy=8mm, dz=5mm
Reference Value = 8.895 V/m; Power Drift = -0.17 dB
Peak SAR (extrapolated) = 0.556 W/kg
SAR(1 g) = 0.299 W/kg; SAR(10 g) = 0.165 W/kg
Smallest distance from peaks to all points 3 dB below = 11.3 mm
Ratio of SAR at M2 to SAR at M1 = 53.5%
Maximum value of SAR (measured) = 0.425 W/kg

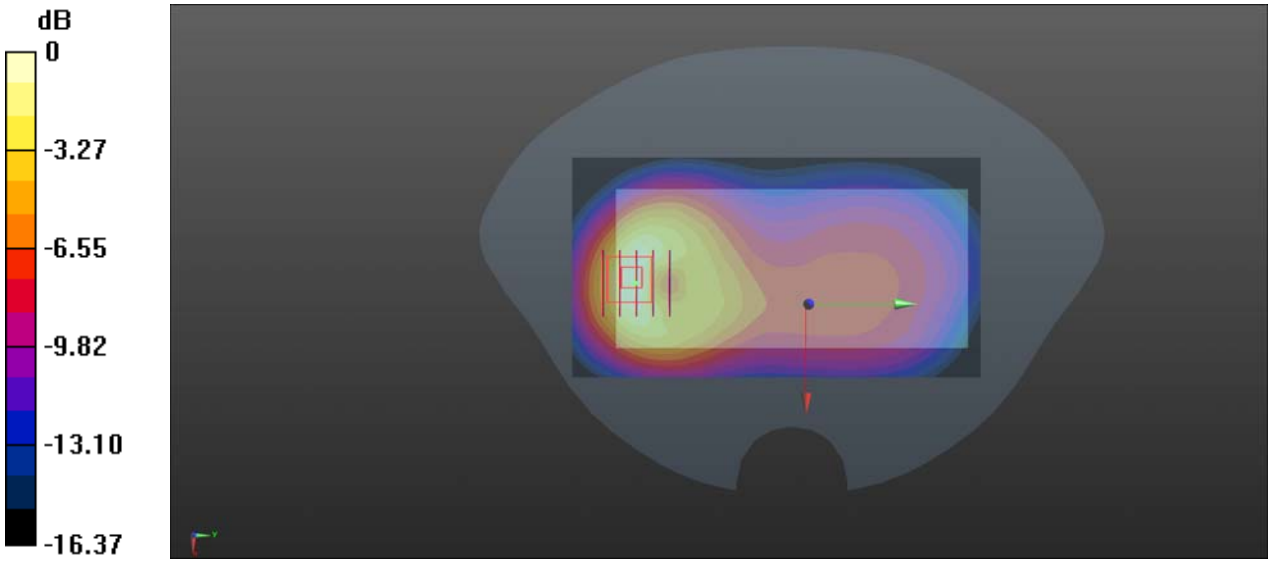

0 dB = 0.425 W/kg

LTE Band 38_20MHz_QPSK_1RB_0Offset_Back Side_10mm_Ch38000_Ant 0

Communication System: UID 0, LTE (0); Frequency: 2595 MHz;Duty Cycle: 1:1
Medium: HSL_2600 Medium parameters used: f = 2595 MHz; σ = 1.98 S/m; ε_r = 38.287; ρ = 1000 kg/m^3
Ambient Temperature：23.2 ℃; Liquid Temperature：22.1 ℃

DASY5 Configuration:
- Probe: EX3DV4 - SN3823; ConvF(6.99, 6.99, 6.99) @ 2595 MHz; Calibrated: 2021.01.22
- Sensor-Surface: 2mm (Mechanical Surface Detection)
- Electronics: DAE4 Sn480; Calibrated: 2021.06.22
- Phantom: SAM 2; Type: QD000P40CC; Serial: TP:1464
- Measurement SW: DASY52, Version 52.10 (4); SEMCAD X Version 14.6.14 (7483)

Ch38000/Area Scan (81x81x1): Interpolated grid: dx=1.200 mm, dy=1.200 mm
Maximum value of SAR (interpolated) = 0.757 W/kg

Ch38000/Zoom Scan (7x7x7)/Cube 0: Measurement grid: dx=5mm, dy=5mm, dz=5mm
Reference Value = 4.241 V/m; Power Drift = 0.13 dB
Peak SAR (extrapolated) = 0.947 W/kg
SAR(1 g) = 0.523 W/kg; SAR(10 g) = 0.274 W/kg
Smallest distance from peaks to all points 3 dB below = 12.2 mm
Ratio of SAR at M2 to SAR at M1 = 56.1%
Maximum value of SAR (measured) = 0.740 W/kg

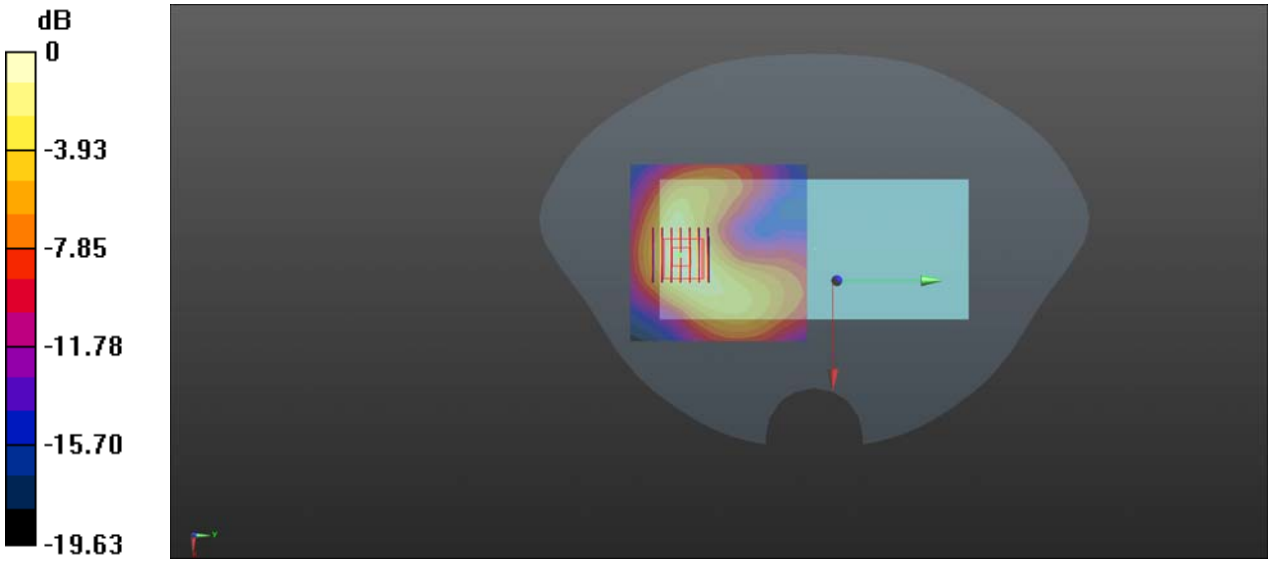

0 dB = 0.740 W/kg

LTE Band 38_20MHz_QPSK_1RB_0Offset_Bottom Side_10mm_Ch37850_Ant 0

Communication System: UID 0, LTE (0); Frequency: 2580 MHz;Duty Cycle: 1:1.006
Medium: HSL_2600 Medium parameters used: f = 2580 MHz; σ = 1.961 S/m; ε_r = 38.173; ρ = 1000 kg/m^3
Ambient Temperature：23.2 ℃; Liquid Temperature：22.1 ℃

DASY5 Configuration:
- Probe: EX3DV4 - SN3823; ConvF(6.99, 6.99, 6.99) @ 2580 MHz; Calibrated: 2021.01.22
- Sensor-Surface: 2mm (Mechanical Surface Detection)
- Electronics: DAE4 Sn480; Calibrated: 2021.06.22
- Phantom: SAM 2; Type: QD000P40CC; Serial: TP:1464
- Measurement SW: DASY52, Version 52.10 (4); SEMCAD X Version 14.6.14 (7483)

Ch37850/Area Scan (51x81x1): Interpolated grid: dx=1.200 mm, dy=1.200 mm
Maximum value of SAR (interpolated) = 1.13 W/kg

Ch37850/Zoom Scan (7x7x7)/Cube 0: Measurement grid: dx=5mm, dy=5mm, dz=5mm
Reference Value = 16.61 V/m; Power Drift = -0.04 dB
Peak SAR (extrapolated) = 1.51 W/kg
SAR(1 g) = 0.739 W/kg; SAR(10 g) = 0.357 W/kg
Smallest distance from peaks to all points 3 dB below = 10.2 mm
Ratio of SAR at M2 to SAR at M1 = 49.4%
Maximum value of SAR (measured) = 1.11 W/kg

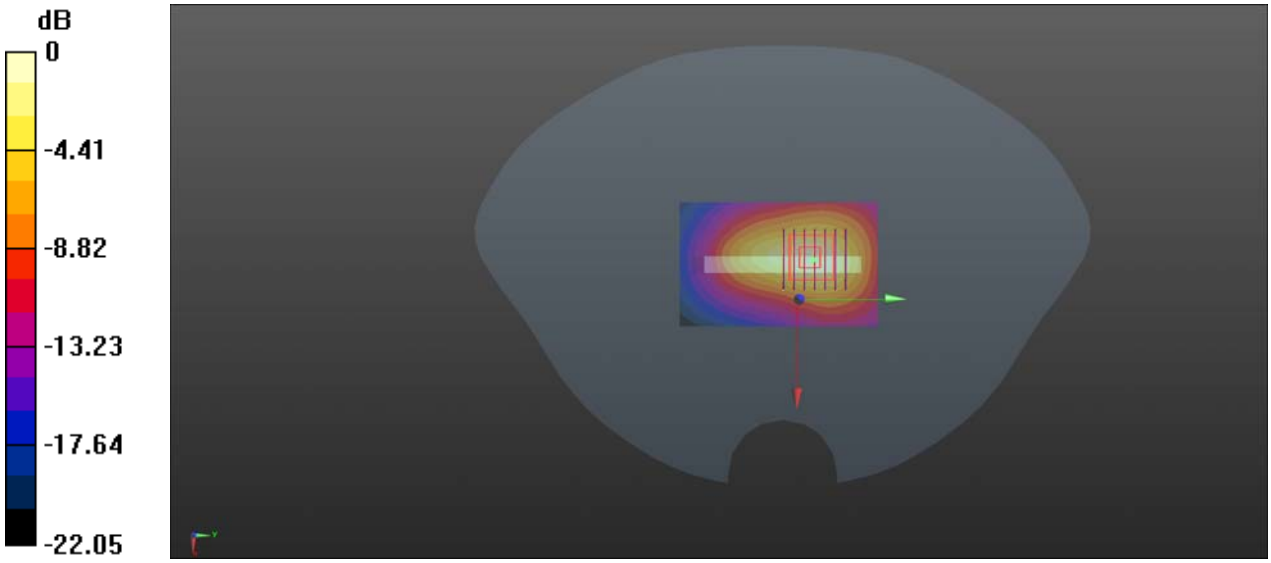

0 dB = 1.13 W/kg

LTE Band 40A_10MHz_QPSK_1RB_0Offset_Back Side_10mm_Ch38750_Ant 0

Communication System: UID 0, LTE (0); Frequency: 2310 MHz;Duty Cycle: 1:1.006
Medium: HSL_2300 Medium parameters used: f = 2310 MHz; σ = 1.66 S/m; ε_r = 39.354; ρ = 1000 kg/m^3
Ambient Temperature：23.2 ℃; Liquid Temperature：22.2 ℃

DASY5 Configuration:
- Probe: EX3DV4 - SN3823; ConvF(7.53, 7.53, 7.53) @ 2310 MHz; Calibrated: 2021.01.22
- Sensor-Surface: 2mm (Mechanical Surface Detection)
- Electronics: DAE4 Sn480; Calibrated: 2021.06.22
- Phantom: SAM 2; Type: QD000P40CC; Serial: TP:1464
- Measurement SW: DASY52, Version 52.10 (4); SEMCAD X Version 14.6.14 (7483)

Ch38750/Area Scan (81x91x1): Interpolated grid: dx=1.200 mm, dy=1.200 mm
Maximum value of SAR (interpolated) = 0.639 W/kg

Ch38750/Zoom Scan (7x7x7)/Cube 0: Measurement grid: dx=5mm, dy=5mm, dz=5mm
Reference Value = 3.997 V/m; Power Drift = 0.13 dB
Peak SAR (extrapolated) = 0.798 W/kg
SAR(1 g) = 0.456 W/kg; SAR(10 g) = 0.253 W/kg
Smallest distance from peaks to all points 3 dB below = 13 mm
Ratio of SAR at M2 to SAR at M1 = 56.9%
Maximum value of SAR (measured) = 0.629 W/kg

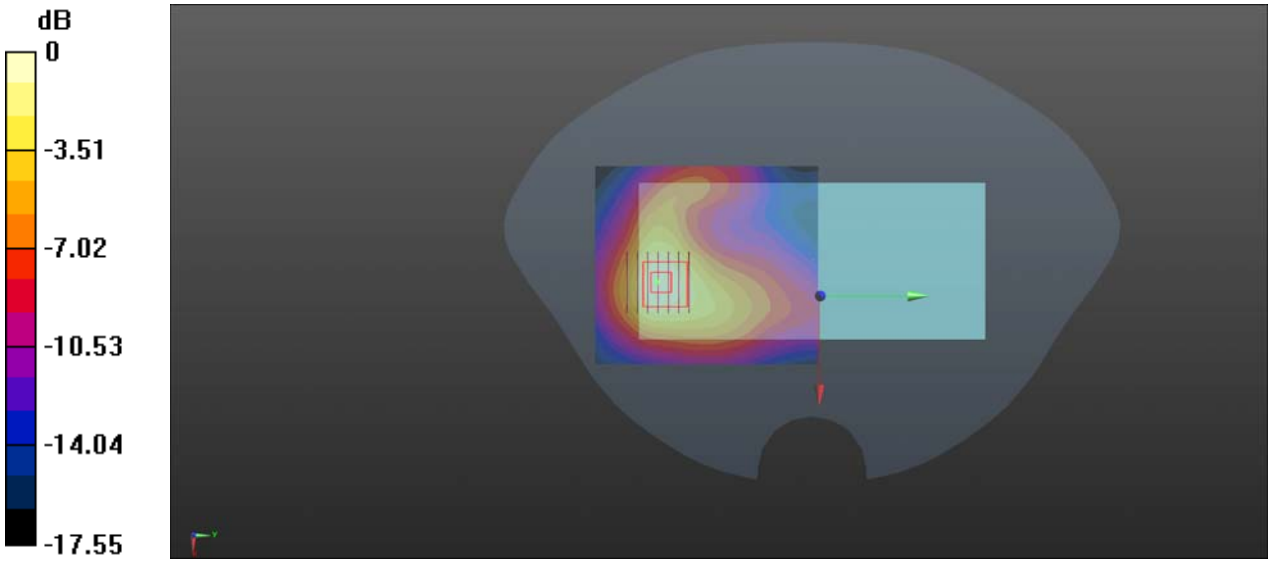

0 dB = 0.629 W/kg

LTE Band 40A_10MHz_QPSK_1RB_0Offset_Bottom Side_10mm_Ch38750_Ant 0

Communication System: UID 0, LTE (0); Frequency: 2310 MHz;Duty Cycle: 1:1.006
Medium: HSL_2300 Medium parameters used: f = 2310 MHz; σ = 1.66 S/m; ε_r = 39.354; ρ = 1000 kg/m^3
Ambient Temperature：23.2 ℃; Liquid Temperature：22.1 ℃

DASY5 Configuration:
- Probe: EX3DV4 - SN3823; ConvF(7.53, 7.53, 7.53) @ 2310 MHz; Calibrated: 2021.01.22
- Sensor-Surface: 2mm (Mechanical Surface Detection)
- Electronics: DAE4 Sn480; Calibrated: 2021.06.22
- Phantom: SAM 2; Type: QD000P40CC; Serial: TP:1464
- Measurement SW: DASY52, Version 52.10 (4); SEMCAD X Version 14.6.14 (7483)

Ch38750/Area Scan (51x91x1): Interpolated grid: dx=1.200 mm, dy=1.200 mm
Maximum value of SAR (interpolated) = 0.930 W/kg

Ch38750/Zoom Scan (7x7x7)/Cube 0: Measurement grid: dx=5mm, dy=5mm, dz=5mm
Reference Value = 14.72 V/m; Power Drift = -0.04 dB
Peak SAR (extrapolated) = 1.17 W/kg
SAR(1 g) = 0.604 W/kg; SAR(10 g) = 0.298 W/kg
Smallest distance from peaks to all points 3 dB below = 10.8 mm
Ratio of SAR at M2 to SAR at M1 = 52.4%
Maximum value of SAR (measured) = 0.878 W/kg

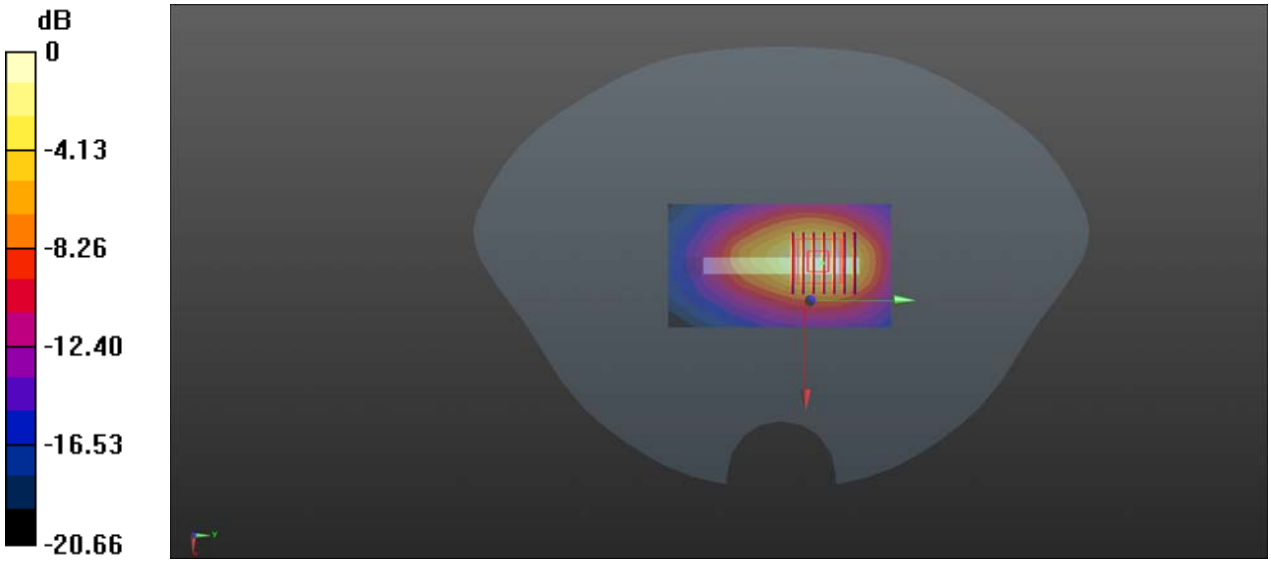

0 dB = 0.878 W/kg

LTE Band 40B_10MHz_QPSK_1RB_0Offset_Back Side_10mm_Ch39200_Ant 0

Communication System: UID 0, LTE (0); Frequency: 2355 MHz;Duty Cycle: 1:1.006
Medium: HSL_2300 Medium parameters used: f = 2355 MHz; σ = 1.709 S/m; ε_r = 39.181; ρ = 1000 kg/m^3
Ambient Temperature：23.2 ℃; Liquid Temperature：22.2 ℃

DASY5 Configuration:
- Probe: EX3DV4 - SN3823; ConvF(7.53, 7.53, 7.53) @ 2355 MHz; Calibrated: 2021.01.22
- Sensor-Surface: 2mm (Mechanical Surface Detection)
- Electronics: DAE4 Sn480; Calibrated: 2021.06.22
- Phantom: SAM 2; Type: QD000P40CC; Serial: TP:1464
- Measurement SW: DASY52, Version 52.10 (4); SEMCAD X Version 14.6.14 (7483)

Ch39200/Area Scan (81x91x1): Interpolated grid: dx=1.200 mm, dy=1.200 mm
Maximum value of SAR (interpolated) = 0.699 W/kg

Ch39200/Zoom Scan (7x7x7)/Cube 0: Measurement grid: dx=5mm, dy=5mm, dz=5mm
Reference Value = 3.924 V/m; Power Drift = 0.06 dB
Peak SAR (extrapolated) = 0.860 W/kg
SAR(1 g) = 0.496 W/kg; SAR(10 g) = 0.277 W/kg
Smallest distance from peaks to all points 3 dB below = 14.9 mm
Ratio of SAR at M2 to SAR at M1 = 57.6%
Maximum value of SAR (measured) = 0.681 W/kg

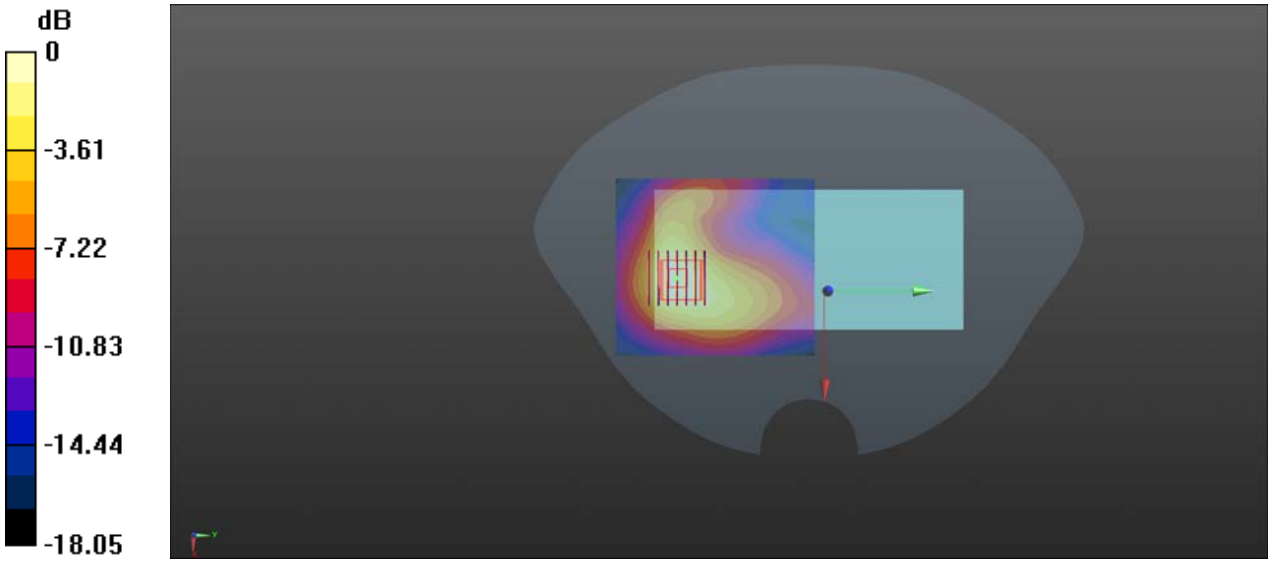

0 dB = 0.681 W/kg

LTE Band 40B_10MHz_QPSK_1RB_0Offset_Bottom Side_10mm_Ch39200_Ant 0

Communication System: UID 0, LTE (0); Frequency: 2355 MHz;Duty Cycle: 1:1.006
Medium: HSL_2300 Medium parameters used: f = 2355 MHz; σ = 1.709 S/m; ε_r = 39.181; ρ = 1000 kg/m^3
Ambient Temperature：23.2 ℃; Liquid Temperature：22.2 ℃

DASY5 Configuration:
- Probe: EX3DV4 - SN3823; ConvF(7.53, 7.53, 7.53) @ 2355 MHz; Calibrated: 2021.01.22
- Sensor-Surface: 2mm (Mechanical Surface Detection)
- Electronics: DAE4 Sn480; Calibrated: 2021.06.22
- Phantom: SAM 2; Type: QD000P40CC; Serial: TP:1464
- Measurement SW: DASY52, Version 52.10 (4); SEMCAD X Version 14.6.14 (7483)

Ch39200/Area Scan (51x91x1): Interpolated grid: dx=1.200 mm, dy=1.200 mm
Maximum value of SAR (interpolated) = 0.963 W/kg

Ch39200/Zoom Scan (7x7x7)/Cube 0: Measurement grid: dx=5mm, dy=5mm, dz=5mm
Reference Value = 15.28 V/m; Power Drift = 0.03 dB
Peak SAR (extrapolated) = 1.24 W/kg
SAR(1 g) = 0.650 W/kg; SAR(10 g) = 0.322 W/kg
Smallest distance from peaks to all points 3 dB below = 11 mm
Ratio of SAR at M2 to SAR at M1 = 53.4%
Maximum value of SAR (measured) = 0.945 W/kg

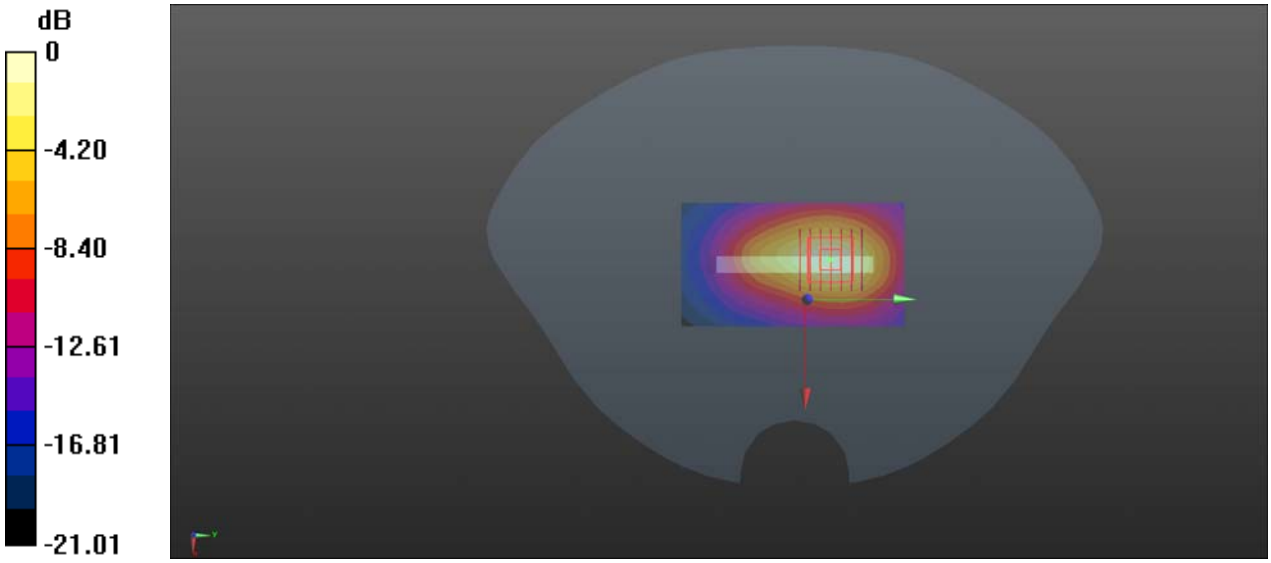

0 dB = 0.945 W/kg

LTE Band 41_20MHz_QPSK_1RB_0Offset_Back Side_10mm_Ch40620_Ant 0

Communication System: UID 0, LTE (0); Frequency: 2593 MHz;Duty Cycle: 1:1.006
Medium: HSL_2600 Medium parameters used: f = 2593 MHz; σ = 1.973 S/m; ε_r = 38.214; ρ = 1000 kg/m^3
Ambient Temperature：23.2 ℃; Liquid Temperature：22.1 ℃

DASY5 Configuration:
- Probe: EX3DV4 - SN3823; ConvF(6.99, 6.99, 6.99) @ 2593 MHz; Calibrated: 2021.01.22
- Sensor-Surface: 2mm (Mechanical Surface Detection)
- Electronics: DAE4 Sn480; Calibrated: 2021.06.22
- Phantom: SAM 2; Type: QD000P40CC; Serial: TP:1464
- Measurement SW: DASY52, Version 52.10 (4); SEMCAD X Version 14.6.14 (7483)

Ch40620/Area Scan (81x81x1): Interpolated grid: dx=1.200 mm, dy=1.200 mm
Maximum value of SAR (interpolated) = 0.721 W/kg

Ch40620/Zoom Scan (7x7x7)/Cube 0: Measurement grid: dx=5mm, dy=5mm, dz=5mm
Reference Value = 4.173 V/m; Power Drift = 0.15 dB
Peak SAR (extrapolated) = 0.934 W/kg
SAR(1 g) = 0.512 W/kg; SAR(10 g) = 0.269 W/kg
Smallest distance from peaks to all points 3 dB below = 11.4 mm
Ratio of SAR at M2 to SAR at M1 = 54.5%
Maximum value of SAR (measured) = 0.725 W/kg

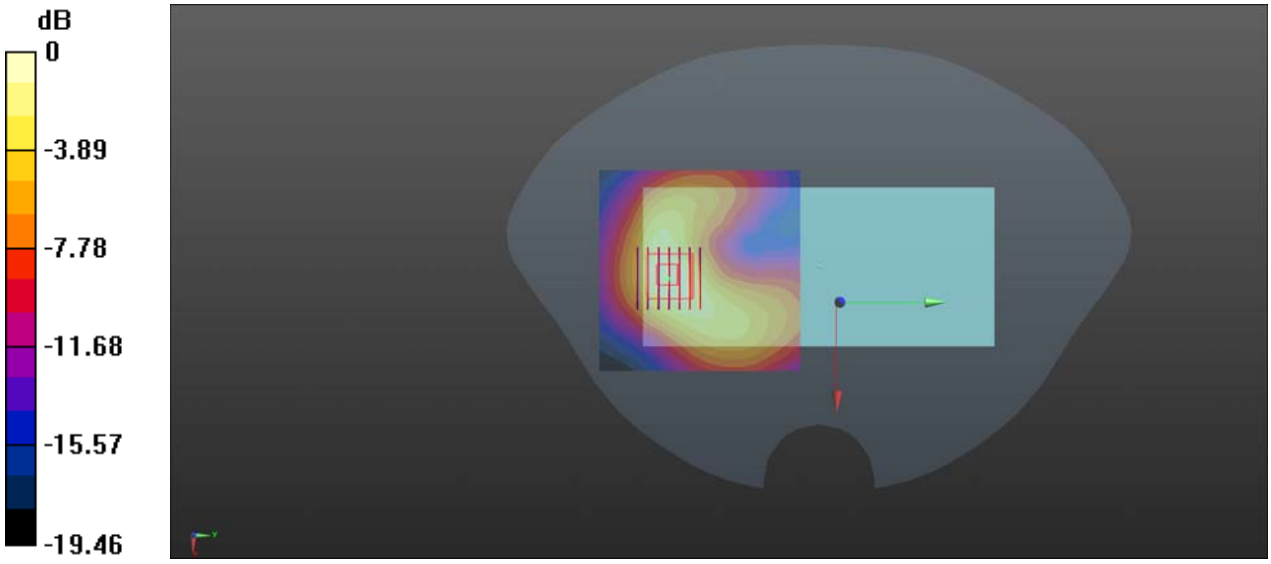

0 dB = 0.725 W/kg

LTE Band 41_20MHz_QPSK_1RB_0Offset_Bottom Side_10mm_Ch41055_Ant 0

Communication System: UID 0, LTE (0); Frequency: 2636.5 MHz;Duty Cycle: 1:1
Medium: HSL_2600 Medium parameters used: f = 2637 MHz; σ = 2.026 S/m; ε_r = 38.095; ρ = 1000 kg/m^3
Ambient Temperature：23.2 ℃; Liquid Temperature：22.1 ℃

DASY5 Configuration:
- Probe: EX3DV4 - SN3823; ConvF(6.99, 6.99, 6.99) @ 2636.5 MHz; Calibrated: 2021.01.22
- Sensor-Surface: 2mm (Mechanical Surface Detection)
- Electronics: DAE4 Sn480; Calibrated: 2021.06.22
- Phantom: SAM 2; Type: QD000P40CC; Serial: TP:1464
- Measurement SW: DASY52, Version 52.10 (4); SEMCAD X Version 14.6.14 (7483)

Ch41055/Area Scan (41x81x1): Interpolated grid: dx=1.200 mm, dy=1.200 mm
Maximum value of SAR (interpolated) = 1.08 W/kg

Ch41055/Zoom Scan (7x7x7)/Cube 0: Measurement grid: dx=5mm, dy=5mm, dz=5mm
Reference Value = 16.20 V/m; Power Drift = 0.12 dB
Peak SAR (extrapolated) = 1.44 W/kg
SAR(1 g) = 0.719 W/kg; SAR(10 g) = 0.344 W/kg
Smallest distance from peaks to all points 3 dB below = 10.8 mm
Ratio of SAR at M2 to SAR at M1 = 50.9%
Maximum value of SAR (measured) = 1.07 W/kg

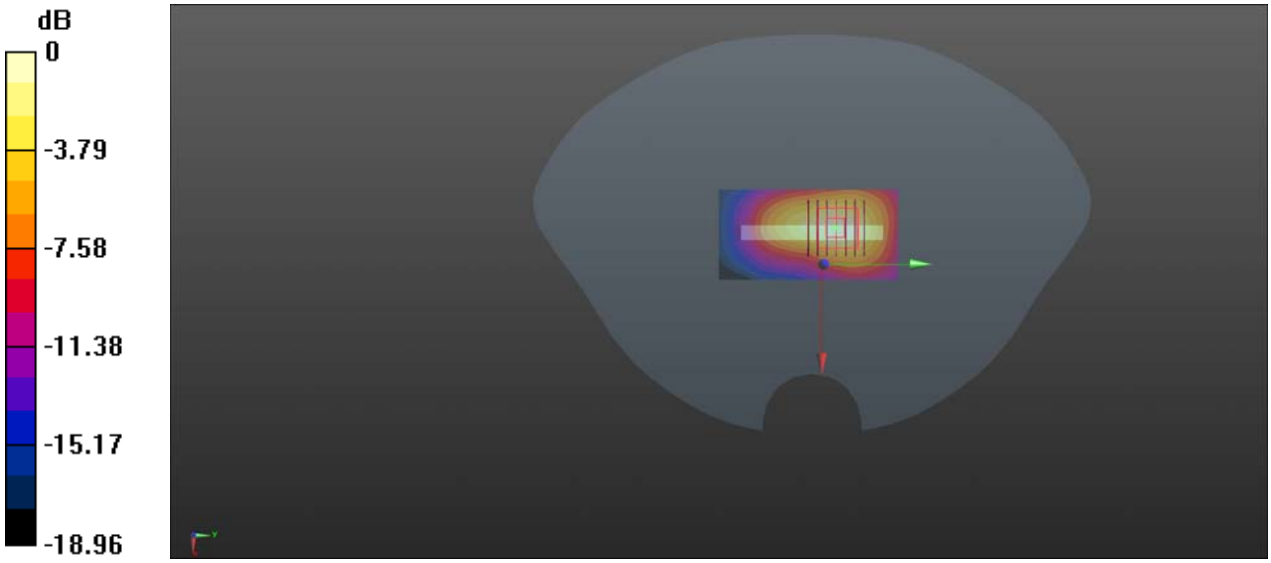

0 dB = 1.07 W/kg

LTE Band 66_20MHz_QPSK_1RB_0Offset_Front Side_10mm_Ch132322_Ant 0

Communication System: UID 0, LTE (0); Frequency: 1745 MHz;Duty Cycle: 1:1
Medium: HSL_1800 Medium parameters used: f = 1745 MHz; σ = 1.438 S/m; ε_r = 39.567; ρ = 1000 kg/m^3
Ambient Temperature：23.2 ℃; Liquid Temperature：22.1 ℃

DASY5 Configuration:
- Probe: EX3DV4 - SN3823; ConvF(7.98, 7.98, 7.98) @ 1745 MHz; Calibrated: 2021.01.22
- Sensor-Surface: 2mm (Mechanical Surface Detection)
- Electronics: DAE4 Sn480; Calibrated: 2021.06.22
- Phantom: SAM 2; Type: QD000P40CC; Serial: TP:1464
- Measurement SW: DASY52, Version 52.10 (4); SEMCAD X Version 14.6.14 (7483)

Ch132322/Area Scan (71x81x1): Interpolated grid: dx=1.500 mm, dy=1.500 mm
Maximum value of SAR (interpolated) = 0.514 W/kg

Ch132322/Zoom Scan (5x5x7)/Cube 0: Measurement grid: dx=8mm, dy=8mm, dz=5mm
Reference Value = 8.882 V/m; Power Drift = 0.05 dB
Peak SAR (extrapolated) = 0.636 W/kg
SAR(1 g) = 0.394 W/kg; SAR(10 g) = 0.237 W/kg
Smallest distance from peaks to all points 3 dB below = 13.8 mm
Ratio of SAR at M2 to SAR at M1 = 65.3%
Maximum value of SAR (measured) = 0.497 W/kg

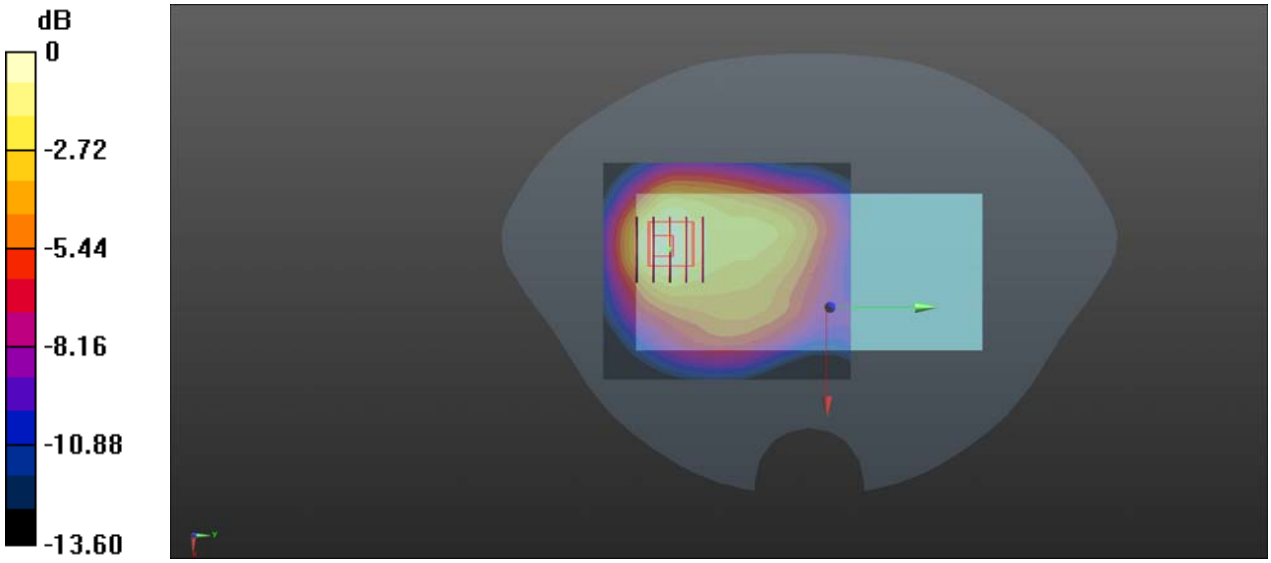

0 dB = 0.497 W/kg

5G NR n41_100MHz_DFT-S-QPSK_1RB_0Offset_Back Side_10mm_Ch518598_Ant 2

Communication System: UID 0, 5G NR (0); Frequency: 2592.99 MHz;Duty Cycle: 1:1
Medium: HSL_2600 Medium parameters used: f = 2593 MHz; σ = 1.973 S/m; ε_r = 38.214; ρ = 1000 kg/m^3
Ambient Temperature：23.2 ℃; Liquid Temperature：22.1 ℃

DASY5 Configuration:
- Probe: EX3DV4 - SN3823; ConvF(6.99, 6.99, 6.99) @ 2592.99 MHz; Calibrated: 2021.01.22
- Sensor-Surface: 2mm (Mechanical Surface Detection)
- Electronics: DAE4 Sn480; Calibrated: 2021.06.22
- Phantom: SAM 2; Type: QD000P40CC; Serial: TP:1464
- Measurement SW: DASY52, Version 52.10 (4); SEMCAD X Version 14.6.14 (7483)

Ch518598/Area Scan (91x101x1): Interpolated grid: dx=1.200 mm, dy=1.200 mm
Maximum value of SAR (interpolated) = 0.114 W/kg

Ch518598/Zoom Scan (7x7x7)/Cube 0: Measurement grid: dx=5mm, dy=5mm, dz=5mm
Reference Value = 1.955 V/m; Power Drift = 0.12 dB
Peak SAR (extrapolated) = 0.154 W/kg
SAR(1 g) = 0.095 W/kg; SAR(10 g) = 0.037 W/kg
Smallest distance from peaks to all points 3 dB below = 10.8 mm
Ratio of SAR at M2 to SAR at M1 = 49.6%
Maximum value of SAR (measured) = 0.112 W/kg

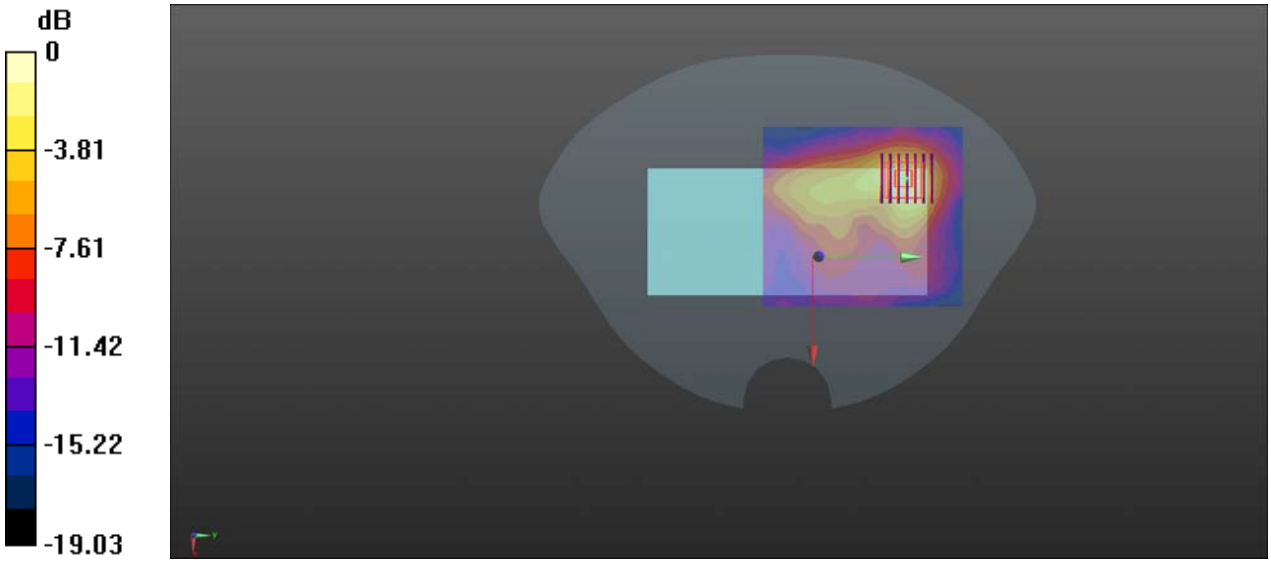

0 dB = 0.112 W/kg

5G NR n77_100MHz_DFT-S-QPSK_1RB_0Offset_Back Side_10mm_Ch656000_Ant 2

Communication System: UID 0, 5G NR (0); Frequency: 3840 MHz;Duty Cycle: 1:1
Medium: HSL_3900 Medium parameters used: f = 3840 MHz; σ = 3.15 S/m; ε_r = 35.62; ρ = 1000 kg/m^3
Ambient Temperature：23.2 ℃; Liquid Temperature：22.3 ℃

DASY5 Configuration:
- Probe: EX3DV4 - SN3823; ConvF(6.24, 6.24, 6.24) @ 3840 MHz; Calibrated: 2021.01.22
- Sensor-Surface: 2mm (Mechanical Surface Detection)
- Electronics: DAE4 Sn480; Calibrated: 2021.06.22
- Phantom: SAM 2; Type: QD000P40CC; Serial: TP:1464
- Measurement SW: DASY52, Version 52.10 (4); SEMCAD X Version 14.6.14 (7483)

Ch656000/Area Scan (81x91x1): Interpolated grid: dx=1.200 mm, dy=1.200 mm
Maximum value of SAR (interpolated) = 0.102 W/kg

Ch656000/Zoom Scan (7x7x7)/Cube 0: Measurement grid: dx=5mm, dy=5mm, dz=5mm
Reference Value = 1.190 V/m; Power Drift = 0.17 dB
Peak SAR (extrapolated) = 0.162 W/kg
SAR(1 g) = 0.069 W/kg; SAR(10 g) = 0.035 W/kg
Smallest distance from peaks to all points 3 dB below = 8.9 mm
Ratio of SAR at M2 to SAR at M1 = 47%
Maximum value of SAR (measured) = 0.106 W/kg

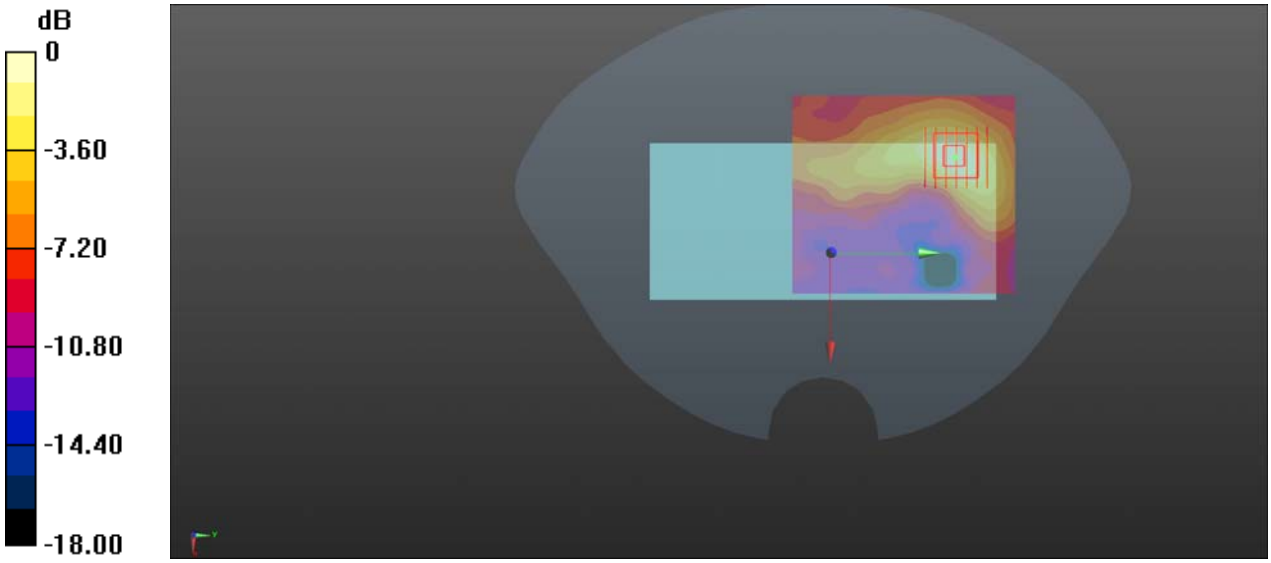

0 dB = 0.102 W/kg

5G NR n41_100MHz_DFT-S-QPSK_1RB_0Offset_Right Side_10mm_Ch518598_Ant 2

Communication System: UID 0, 5G NR (0); Frequency: 2592.99 MHz;Duty Cycle: 1:1
Medium: HSL_2600 Medium parameters used: f = 2593 MHz; σ = 1.973 S/m; ε_r = 38.214; ρ = 1000 kg/m^3
Ambient Temperature：23.2 ℃; Liquid Temperature：22.1 ℃

DASY5 Configuration:
- Probe: EX3DV4 - SN3823; ConvF(6.99, 6.99, 6.99) @ 2592.99 MHz; Calibrated: 2021.01.22
- Sensor-Surface: 2mm (Mechanical Surface Detection)
- Electronics: DAE4 Sn480; Calibrated: 2021.06.22
- Phantom: SAM 2; Type: QD000P40CC; Serial: TP:1464
- Measurement SW: DASY52, Version 52.10 (4); SEMCAD X Version 14.6.14 (7483)

Ch518598/Area Scan (61x101x1): Interpolated grid: dx=1.200 mm, dy=1.200 mm
Maximum value of SAR (interpolated) = 0.258 W/kg

Ch518598/Zoom Scan (7x7x7)/Cube 0: Measurement grid: dx=5mm, dy=5mm, dz=5mm
Reference Value = 5.721 V/m; Power Drift = -0.12 dB
Peak SAR (extrapolated) = 0.346 W/kg
SAR(1 g) = 0.165 W/kg; SAR(10 g) = 0.075 W/kg
Smallest distance from peaks to all points 3 dB below = 8 mm
Ratio of SAR at M2 to SAR at M1 = 48.9%
Maximum value of SAR (measured) = 0.256 W/kg

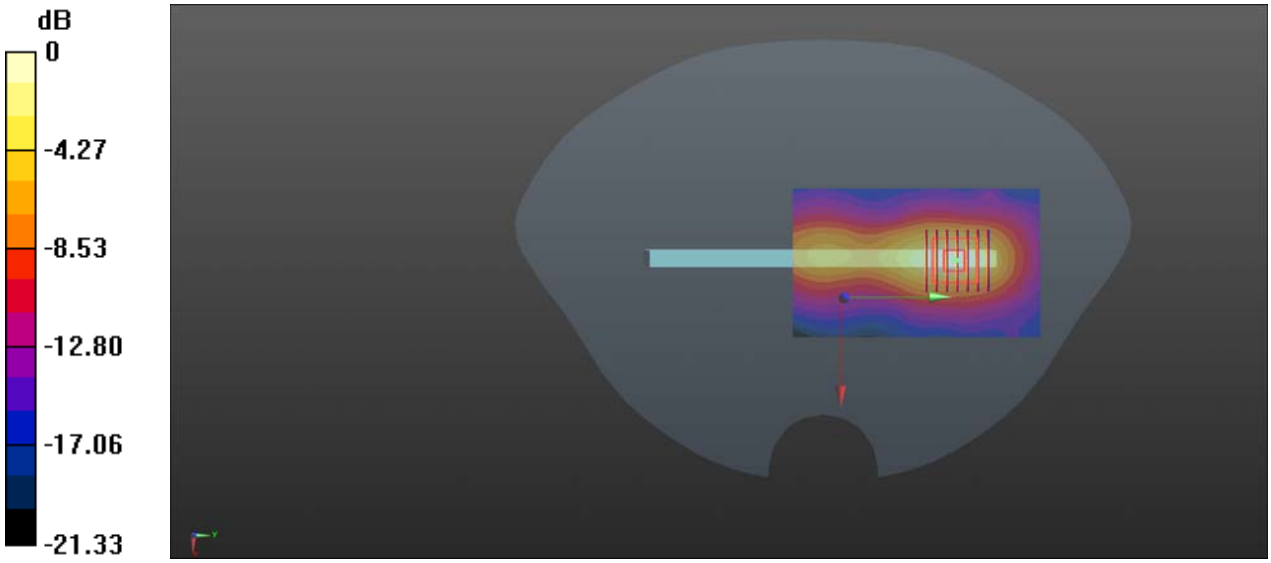

0 dB = 0.256 W/kg

5G NR n77_100MHz_DFT-S-QPSK_1RB_0Offset_Right Side_10mm_Ch656000_Ant 2

Communication System: UID 0, 5G NR (0); Frequency: 3840 MHz;Duty Cycle: 1:1
Medium: HSL_3900 Medium parameters used: f = 3840 MHz; σ = 3.15 S/m; ε_r = 35.62; ρ = 1000 kg/m^3
Ambient Temperature：23.2 ℃; Liquid Temperature：22.3 ℃

DASY5 Configuration:
- Probe: EX3DV4 - SN3823; ConvF(6.24, 6.24, 6.24) @ 3840 MHz; Calibrated: 2021.01.22
- Sensor-Surface: 2mm (Mechanical Surface Detection)
- Electronics: DAE4 Sn480; Calibrated: 2021.06.22
- Phantom: SAM 2; Type: QD000P40CC; Serial: TP:1464
- Measurement SW: DASY52, Version 52.10 (4); SEMCAD X Version 14.6.14 (7483)

Ch656000/Area Scan (51x101x1): Interpolated grid: dx=1.200 mm, dy=1.200 mm
Maximum value of SAR (interpolated) = 0.236 W/kg

Ch656000/Zoom Scan (7x7x7)/Cube 0: Measurement grid: dx=5mm, dy=5mm, dz=5mm
Reference Value = 2.693 V/m; Power Drift = 0.14 dB
Peak SAR (extrapolated) = 0.360 W/kg
SAR(1 g) = 0.143 W/kg; SAR(10 g) = 0.057 W/kg
Smallest distance from peaks to all points 3 dB below = 9 mm
Ratio of SAR at M2 to SAR at M1 = 38.2%
Maximum value of SAR (measured) = 0.239 W/kg

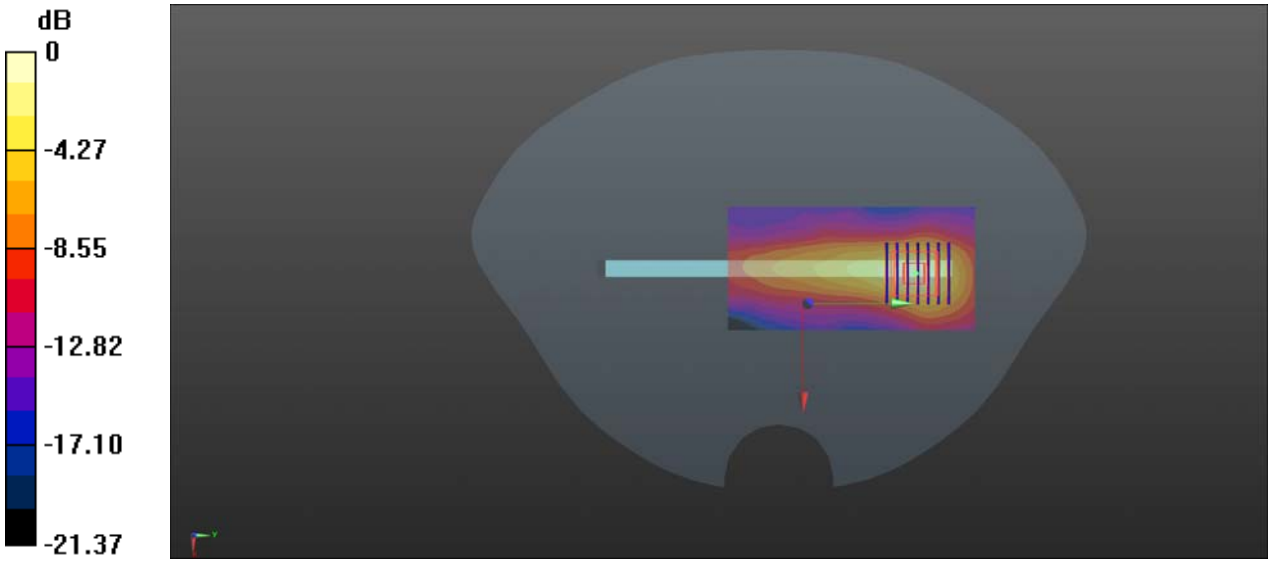

0 dB = 0.239 W/kg

5G NR n78_100MHz_DFT-S-QPSK_1RB_0Offset_Back Side_10mm_Ch650000_Ant 2

Communication System: UID 0, 5G NR (0); Frequency: 3750 MHz;Duty Cycle: 1:1
Medium: HSL_3700 Medium parameters used: f = 3750 MHz; σ = 3.144 S/m; ε_r = 39.375; ρ = 1000 kg/m^3
Ambient Temperature：23.2 ℃; Liquid Temperature：22.3 ℃

DASY5 Configuration:
- Probe: EX3DV4 - SN3823; ConvF(6.25, 6.25, 6.25) @ 3750 MHz; Calibrated: 2021.01.22
- Sensor-Surface: 2mm (Mechanical Surface Detection)
- Electronics: DAE4 Sn480; Calibrated: 2021.06.22
- Phantom: SAM 2; Type: QD000P40CC; Serial: TP:1464
- Measurement SW: DASY52, Version 52.10 (4); SEMCAD X Version 14.6.14 (7483)

Ch650000/Area Scan (81x91x1): Interpolated grid: dx=1.200 mm, dy=1.200 mm
Maximum value of SAR (interpolated) = 0.274 W/kg

Ch650000/Zoom Scan (7x7x7)/Cube 0: Measurement grid: dx=5mm, dy=5mm, dz=5mm
Reference Value = 1.829 V/m; Power Drift = 0.16 dB
Peak SAR (extrapolated) = 0.423 W/kg
SAR(1 g) = 0.165 W/kg; SAR(10 g) = 0.073 W/kg
Smallest distance from peaks to all points 3 dB below = 8.5 mm
Ratio of SAR at M2 to SAR at M1 = 40.3%
Maximum value of SAR (measured) = 0.271 W/kg

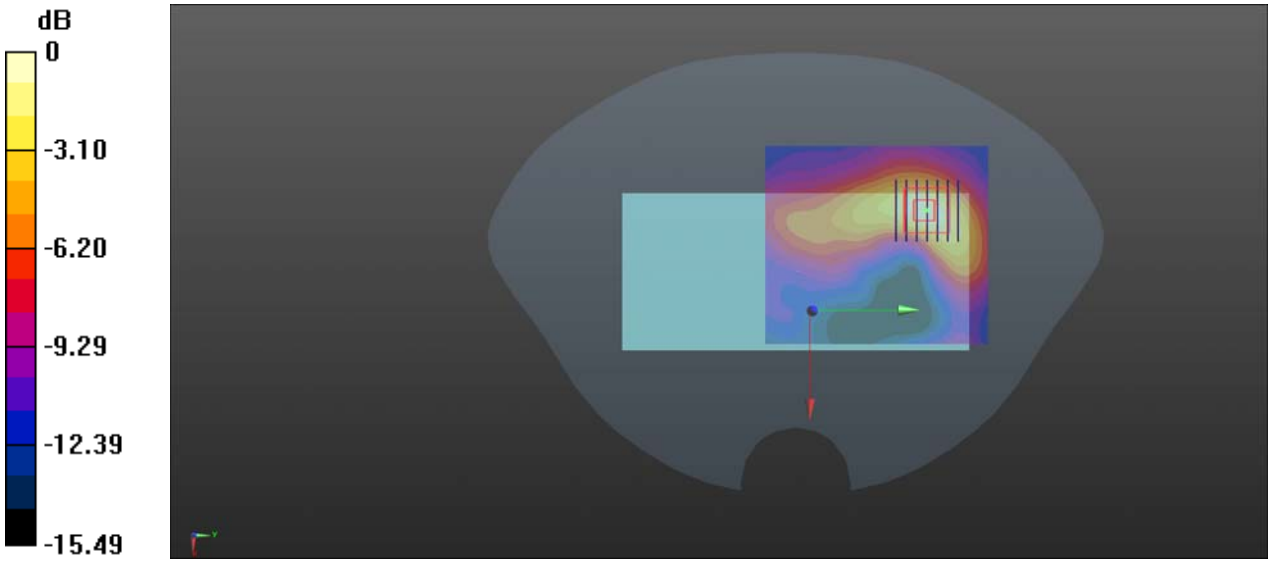

0 dB = 0.271 W/kg

5G NR n78_100MHz_DFT-S-QPSK_1RB_0Offset_Right Side_10mm_Ch650000_Ant 2

Communication System: UID 0, 5G NR (0); Frequency: 3750 MHz;Duty Cycle: 1:1
Medium: HSL_3700 Medium parameters used: f = 3750 MHz; σ = 3.144 S/m; ε_r = 39.375; ρ = 1000 kg/m^3
Ambient Temperature：23.2 ℃; Liquid Temperature：22.3 ℃

DASY5 Configuration:
- Probe: EX3DV4 - SN3823; ConvF(6.25, 6.25, 6.25) @ 3750 MHz; Calibrated: 2021.01.22
- Sensor-Surface: 2mm (Mechanical Surface Detection)
- Electronics: DAE4 Sn480; Calibrated: 2021.06.22
- Phantom: SAM 2; Type: QD000P40CC; Serial: TP:1464
- Measurement SW: DASY52, Version 52.10 (4); SEMCAD X Version 14.6.14 (7483)

Ch65000/Area Scan (51x111x1): Interpolated grid: dx=1.200 mm, dy=1.200 mm
Maximum value of SAR (interpolated) = 0.852 W/kg

Ch65000/Zoom Scan (7x7x7)/Cube 0: Measurement grid: dx=5mm, dy=5mm, dz=5mm
Reference Value = 5.336 V/m; Power Drift = 0.13 dB
Peak SAR (extrapolated) = 1.27 W/kg
SAR(1 g) = 0.480 W/kg; SAR(10 g) = 0.185 W/kg
Smallest distance from peaks to all points 3 dB below = 8 mm
Ratio of SAR at M2 to SAR at M1 = 38.1%
Maximum value of SAR (measured) = 0.818 W/kg

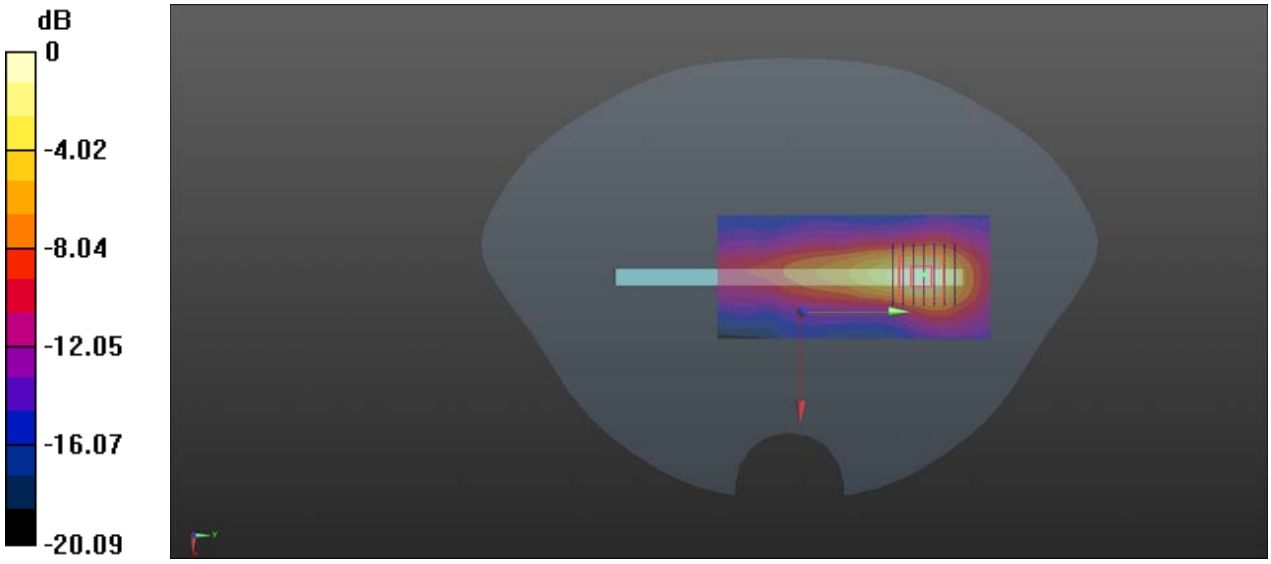

0 dB = 0.818 W/kg

WLAN 2.4GHz_802.11b 1Mbps_Back Side_10mm_Ch11_CH1

Communication System: UID 0, WLAN 2.4GHz 802.11b (0); Frequency: 2462 MHz;Duty Cycle: 1:1
Medium: HSL_2600 Medium parameters used: f = 2462 MHz; σ = 1.826 S/m; ε_r = 38.806; ρ = 1000 kg/m^3
Ambient Temperature：23.2 ℃; Liquid Temperature：22.1 ℃

DASY5 Configuration:
- Probe: EX3DV4 - SN3823; ConvF(7.28, 7.28, 7.28) @ 2462 MHz; Calibrated: 2021.01.22
- Sensor-Surface: 2mm (Mechanical Surface Detection)
- Electronics: DAE4 Sn480; Calibrated: 2021.06.22
- Phantom: SAM 2; Type: QD000P40CC; Serial: TP:1464
- Measurement SW: DASY52, Version 52.10 (4); SEMCAD X Version 14.6.14 (7483)

Ch11/Area Scan (91x101x1): Interpolated grid: dx=1.200 mm, dy=1.200 mm
Maximum value of SAR (interpolated) = 0.398 W/kg

Ch11/Zoom Scan (7x7x7)/Cube 0: Measurement grid: dx=5mm, dy=5mm, dz=5mm
Reference Value = 2.419 V/m; Power Drift = 0.16 dB
Peak SAR (extrapolated) = 0.425 W/kg
SAR(1 g) = 0.227 W/kg; SAR(10 g) = 0.120 W/kg
Smallest distance from peaks to all points 3 dB below = 13.2 mm
Ratio of SAR at M2 to SAR at M1 = 53.5%
Maximum value of SAR (measured) = 0.325 W/kg

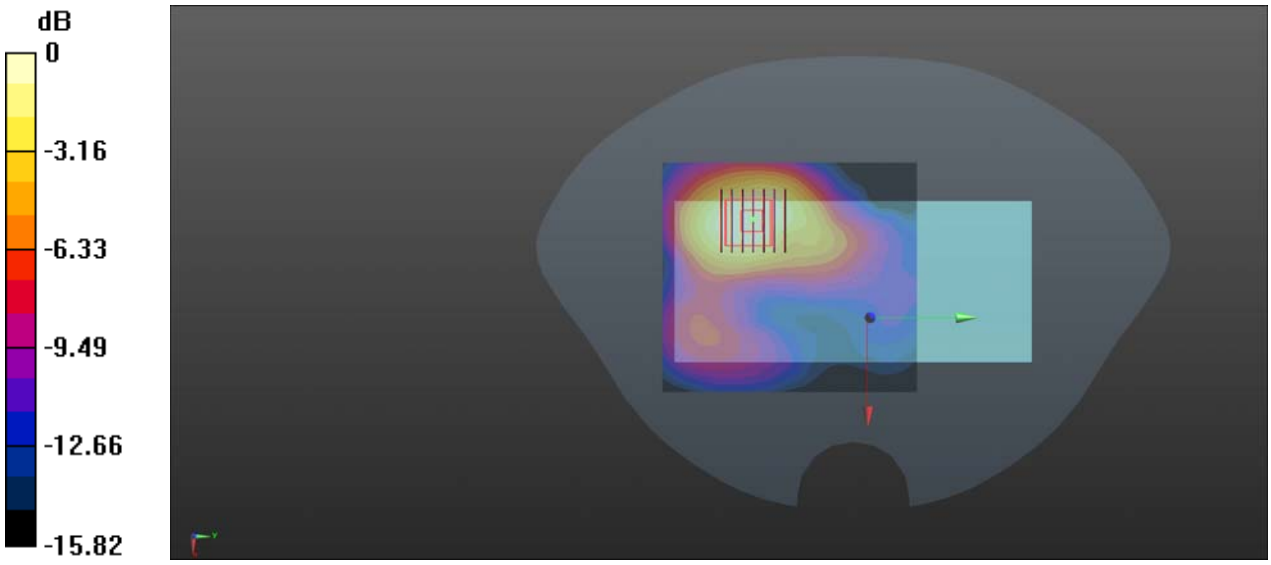

0 dB = 0.325 W/kg

WLAN 2.4GHz_802.11b 1Mbps_Right Side_10mm_Ch11_CH1

Communication System: UID 0, WLAN 2.4GHz 802.11b (0); Frequency: 2462 MHz;Duty Cycle: 1:1
Medium: HSL_2600 Medium parameters used: f = 2462 MHz; σ = 1.826 S/m; ε_r = 38.806; ρ = 1000 kg/m^3
Ambient Temperature：23.2 ℃; Liquid Temperature：22.1 ℃

DASY5 Configuration:
- Probe: EX3DV4 - SN3823; ConvF(7.28, 7.28, 7.28) @ 2462 MHz; Calibrated: 2021.01.22
- Sensor-Surface: 2mm (Mechanical Surface Detection)
- Electronics: DAE4 Sn480; Calibrated: 2021.06.22
- Phantom: SAM 2; Type: QD000P40CC; Serial: TP:1464
- Measurement SW: DASY52, Version 52.10 (4); SEMCAD X Version 14.6.14 (7483)

Ch11/Area Scan (61x101x1): Interpolated grid: dx=1.200 mm, dy=1.200 mm
Maximum value of SAR (interpolated) = 0.557 W/kg

Ch11/Zoom Scan (7x7x7)/Cube 0: Measurement grid: dx=5mm, dy=5mm, dz=5mm
Reference Value = 7.922 V/m; Power Drift = 0.16 dB
Peak SAR (extrapolated) = 0.686 W/kg
SAR(1 g) = 0.338 W/kg; SAR(10 g) = 0.167 W/kg
Smallest distance from peaks to all points 3 dB below = 8.5 mm
Ratio of SAR at M2 to SAR at M1 = 49.7%
Maximum value of SAR (measured) = 0.498 W/kg

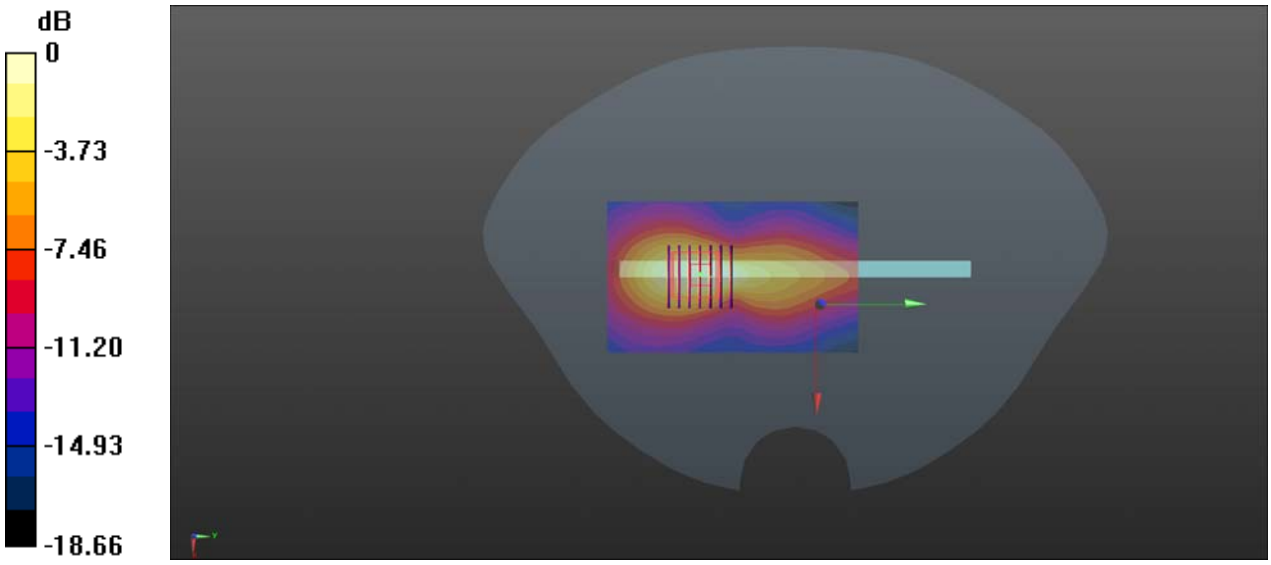

0 dB = 0.498 W/kg

WLAN 5.2GHz_802.11a 6Mbps_Back Side_10mm_Ch44_CH1

Communication System: UID 0, WLAN 5GHz (0); Frequency: 5220 MHz;Duty Cycle: 1:1.009
Medium: HSL_5250 Medium parameters used: f = 5220 MHz; σ = 4.667 S/m; ε_r = 36.107; ρ = 1000 kg/m^3
Ambient Temperature：23.2 ℃; Liquid Temperature：22.3 ℃

DASY5 Configuration:
- Probe: EX3DV4 - SN3823; ConvF(5.27, 5.27, 5.27) @ 5220 MHz; Calibrated: 2021.01.22
- Sensor-Surface: 2mm (Mechanical Surface Detection)
- Electronics: DAE4 Sn480; Calibrated: 2021.06.22
- Phantom: SAM 2; Type: QD000P40CC; Serial: TP:1464
- Measurement SW: DASY52, Version 52.10 (4); SEMCAD X Version 14.6.14 (7483)

Ch44/Area Scan (101x121x1): Interpolated grid: dx=1.000 mm, dy=1.000 mm
Maximum value of SAR (interpolated) = 0.436 W/kg

Ch44/Zoom Scan (8x8x15)/Cube 0: Measurement grid: dx=4mm, dy=4mm, dz=2mm
Reference Value = 1.737 V/m; Power Drift = -0.12 dB
Peak SAR (extrapolated) = 0.777 W/kg
SAR(1 g) = 0.220 W/kg; SAR(10 g) = 0.082 W/kg
Smallest distance from peaks to all points 3 dB below = 9.3 mm
Ratio of SAR at M2 to SAR at M1 = 56%
Maximum value of SAR (measured) = 0.408 W/kg

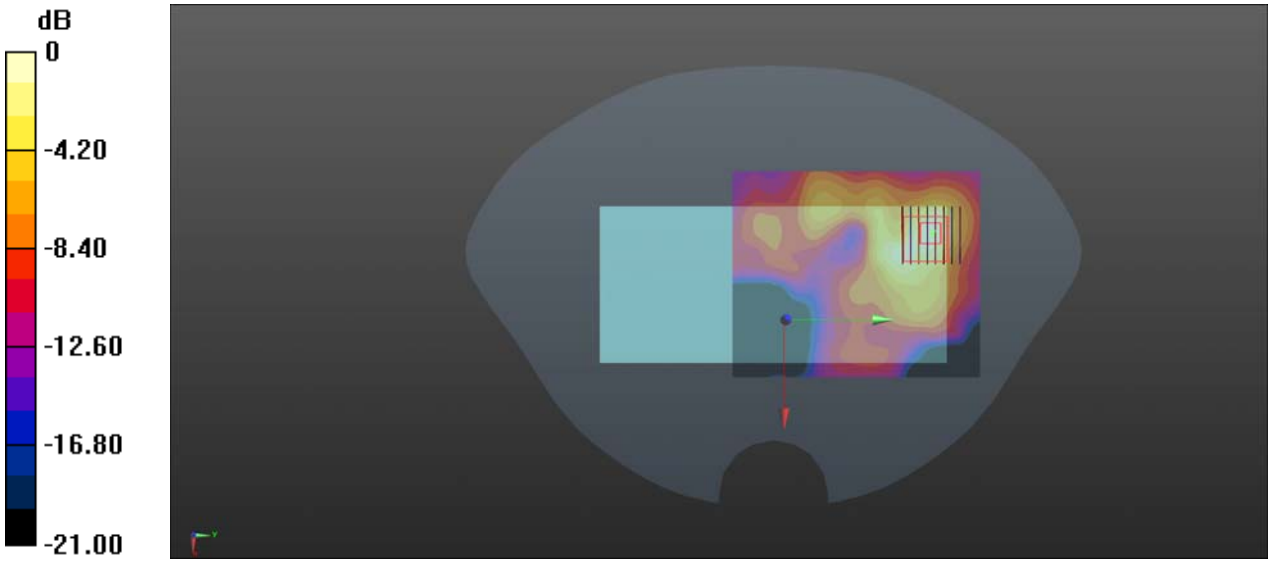

0 dB = 0.408 W/kg

WLAN 5.2GHz_802.11a 6Mbps_Right Side_10mm_Ch44_CH1

Communication System: UID 0, WLAN 5GHz (0); Frequency: 5220 MHz;Duty Cycle: 1:1.009
Medium: HSL_5250 Medium parameters used: f = 5220 MHz; σ = 4.667 S/m; ε_r = 36.107; ρ = 1000 kg/m^3
Ambient Temperature：23.2 ℃; Liquid Temperature：22.3 ℃

DASY5 Configuration:
- Probe: EX3DV4 - SN3823; ConvF(5.27, 5.27, 5.27) @ 5220 MHz; Calibrated: 2021.01.22
- Sensor-Surface: 2mm (Mechanical Surface Detection)
- Electronics: DAE4 Sn480; Calibrated: 2021.06.22
- Phantom: SAM 2; Type: QD000P40CC; Serial: TP:1464
- Measurement SW: DASY52, Version 52.10 (4); SEMCAD X Version 14.6.14 (7483)

Ch44/Area Scan (61x121x1): Interpolated grid: dx=1.000 mm, dy=1.000 mm
Maximum value of SAR (interpolated) = 0.569 W/kg

Ch44/Zoom Scan (8x8x15)/Cube 0: Measurement grid: dx=4mm, dy=4mm, dz=2mm
Reference Value = 3.312 V/m; Power Drift = 0.11 dB
Peak SAR (extrapolated) = 0.944 W/kg
SAR(1 g) = 0.269 W/kg; SAR(10 g) = 0.099 W/kg
Smallest distance from peaks to all points 3 dB below = 10.1 mm
Ratio of SAR at M2 to SAR at M1 = 55.2%
Maximum value of SAR (measured) = 0.505 W/kg

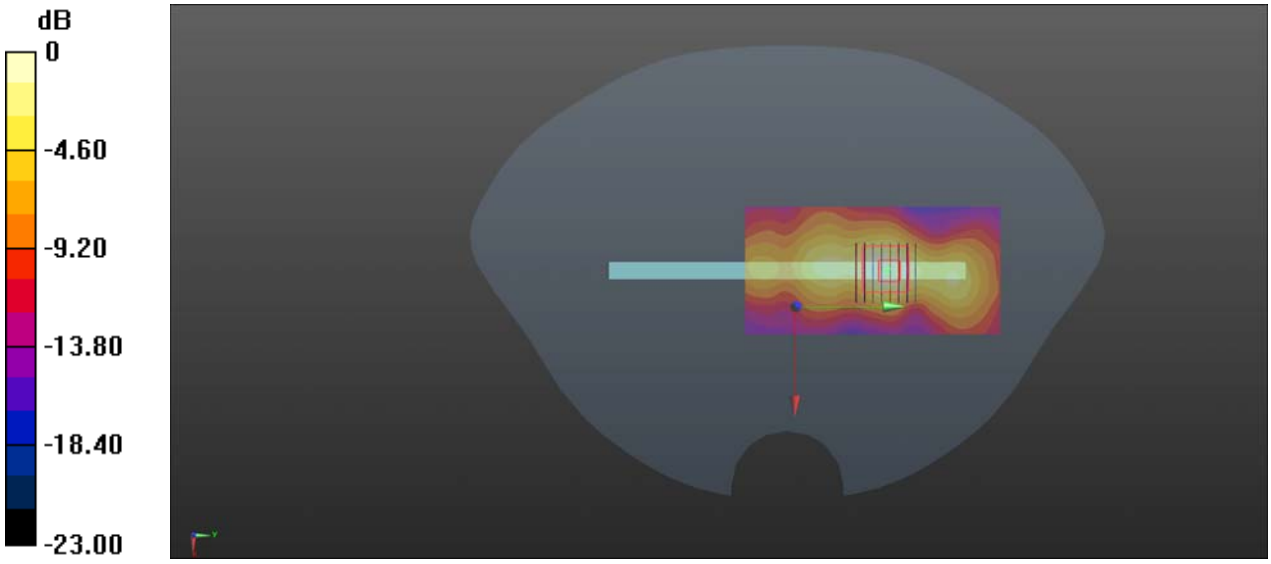

0 dB = 0.505 W/kg

WLAN 5.3GHz_802.11a 6Mbps_Back Side_10mm_Ch60_CH1

Communication System: UID 0, WLAN 5GHz (0); Frequency: 5300 MHz;Duty Cycle: 1:1.009
Medium: HSL_5250 Medium parameters used: f = 5300 MHz; σ = 4.76 S/m; ε_r = 35.987; ρ = 1000 kg/m^3
Ambient Temperature：23.2 ℃; Liquid Temperature：22.1 ℃

DASY5 Configuration:
- Probe: EX3DV4 - SN3823; ConvF(5.27, 5.27, 5.27) @ 5300 MHz; Calibrated: 2021.01.22
- Sensor-Surface: 2mm (Mechanical Surface Detection)
- Electronics: DAE4 Sn480; Calibrated: 2021.06.22
- Phantom: SAM 2; Type: QD000P40CC; Serial: TP:1464
- Measurement SW: DASY52, Version 52.10 (4); SEMCAD X Version 14.6.14 (7483)

Ch60/Area Scan (101x121x1): Interpolated grid: dx=1.000 mm, dy=1.000 mm
Maximum value of SAR (interpolated) = 0.502 W/kg

Ch60/Zoom Scan (8x8x15)/Cube 0: Measurement grid: dx=4mm, dy=4mm, dz=2mm
Reference Value = 1.422 V/m; Power Drift = 0.14 dB
Peak SAR (extrapolated) = 0.945 W/kg
SAR(1 g) = 0.263 W/kg; SAR(10 g) = 0.097 W/kg
Smallest distance from peaks to all points 3 dB below = 9.1 mm
Ratio of SAR at M2 to SAR at M1 = 55.6%
Maximum value of SAR (measured) = 0.503 W/kg

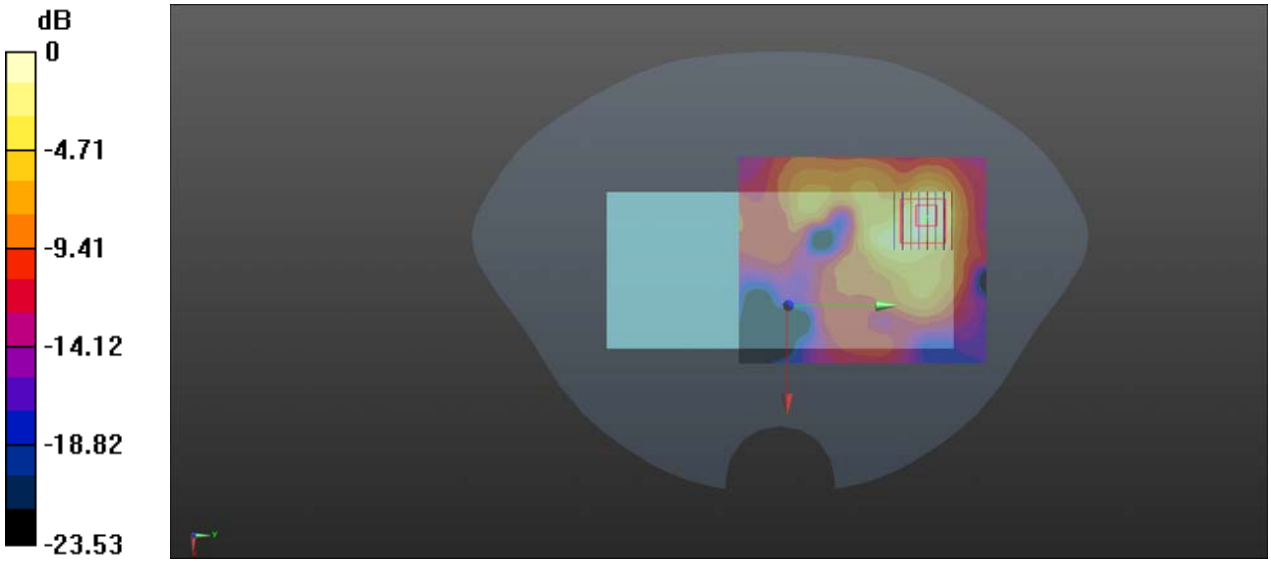

0 dB = 0.503 W/kg

WLAN 5.5GHz_802.11a 6Mbps_Back Side_10mm_Ch120_CH1

Communication System: UID 0, WLAN 5GHz (0); Frequency: 5600 MHz;Duty Cycle: 1:1.009
Medium: HSL_5600 Medium parameters used: f = 5600 MHz; σ = 5.125 S/m; ε_r = 35.435; ρ = 1000 kg/m^3
Ambient Temperature：23.2 ℃; Liquid Temperature：22.1 ℃

DASY5 Configuration:
- Probe: EX3DV4 - SN3823; ConvF(4.57, 4.57, 4.57) @ 5600 MHz; Calibrated: 2021.01.22
- Sensor-Surface: 2mm (Mechanical Surface Detection)
- Electronics: DAE4 Sn480; Calibrated: 2021.06.22
- Phantom: SAM 2; Type: QD000P40CC; Serial: TP:1464
- Measurement SW: DASY52, Version 52.10 (4); SEMCAD X Version 14.6.14 (7483)

Ch120/Area Scan (101x121x1): Interpolated grid: dx=1.000 mm, dy=1.000 mm
Maximum value of SAR (interpolated) = 0.600 W/kg

Ch120/Zoom Scan (8x8x15)/Cube 0: Measurement grid: dx=4mm, dy=4mm, dz=2mm
Reference Value = 0.7040 V/m; Power Drift = 0.18 dB
Peak SAR (extrapolated) = 1.21 W/kg
SAR(1 g) = 0.318 W/kg; SAR(10 g) = 0.126 W/kg
Smallest distance from peaks to all points 3 dB below = 10.4 mm
Ratio of SAR at M2 to SAR at M1 = 52.5%
Maximum value of SAR (measured) = 0.592 W/kg



0 dB = 0.592 W/kg

WLAN 5.8GHz_802.11n-HT20 MCS0_Back Side_10mm_Ch149_CH1

Communication System: UID 0, WLAN 5GHz (0); Frequency: 5745 MHz;Duty Cycle: 1:1.004
Medium: HSL_5750 Medium parameters used: f = 5745 MHz; σ = 5.291 S/m; ε_r = 35.168; ρ = 1000 kg/m^3
Ambient Temperature：23.2 ℃; Liquid Temperature：22.1 ℃

DASY5 Configuration:
- Probe: EX3DV4 - SN3823; ConvF(4.61, 4.61, 4.61) @ 5745 MHz; Calibrated: 2021.01.22
- Sensor-Surface: 2mm (Mechanical Surface Detection)
- Electronics: DAE4 Sn480; Calibrated: 2021.06.22
- Phantom: SAM 2; Type: QD000P40CC; Serial: TP:1464
- Measurement SW: DASY52, Version 52.10 (4); SEMCAD X Version 14.6.14 (7483)

Ch149/Area Scan (101x121x1): Interpolated grid: dx=1.000 mm, dy=1.000 mm
Maximum value of SAR (interpolated) = 0.704 W/kg

Ch149/Zoom Scan (8x8x15)/Cube 0: Measurement grid: dx=4mm, dy=4mm, dz=2mm
Reference Value = 0 V/m; Power Drift = 0.09 dB
Peak SAR (extrapolated) = 1.39 W/kg
SAR(1 g) = 0.357 W/kg; SAR(10 g) = 0.141 W/kg
Smallest distance from peaks to all points 3 dB below = 8.9 mm
Ratio of SAR at M2 to SAR at M1 = 51.7%
Maximum value of SAR (measured) = 0.665 W/kg

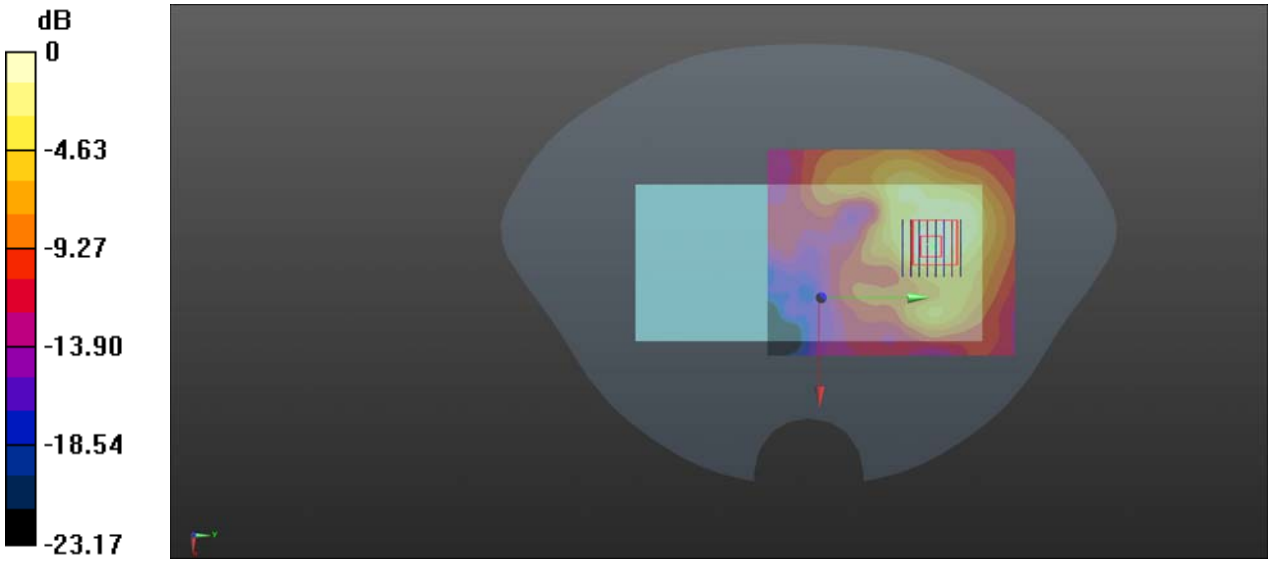

0 dB = 0.665 W/kg

Bluetooth_DH5_Front Side_10mm_Ch39_CH0

Communication System: UID 0, Bluetooth (0); Frequency: 2441 MHz;Duty Cycle: 1:3.1492
Medium: HSL_2450 Medium parameters used (interpolated): f = 2441 MHz; σ = 1.807 S/m; ε_r = 38.83; ρ = 1000 kg/m^3
Ambient Temperature：23.2 ℃; Liquid Temperature：22.1 ℃

DASY5 Configuration:
- Probe: EX3DV4 - SN3823; ConvF(4.61, 4.61, 4.61) @ 5745 MHz; Calibrated: 2021.01.22
- Sensor-Surface: 2mm (Mechanical Surface Detection)
- Electronics: DAE4 Sn480; Calibrated: 2021.06.22
- Phantom: SAM 2; Type: QD000P40CC; Serial: TP:1464
- Measurement SW: DASY52, Version 52.10 (4); SEMCAD X Version 14.6.14 (7483)

Ch39/Area Scan (81x101x1): Interpolated grid: dx=1.200 mm, dy=1.200 mm
Maximum value of SAR (interpolated) = 0.176 W/kg

Ch39/Zoom Scan (7x7x7)/Cube 0: Measurement grid: dx=5mm, dy=5mm, dz=5mm
Reference Value = 1.036 V/m; Power Drift = 0.17 dB
Peak SAR (extrapolated) = 0.223 W/kg
SAR(1 g) = 0.111 W/kg; SAR(10 g) = 0.056 W/kg
Smallest distance from peaks to all points 3 dB below = 9.8 mm
Ratio of SAR at M2 to SAR at M1 = 51.8%
Maximum value of SAR (measured) = 0.169 W/kg

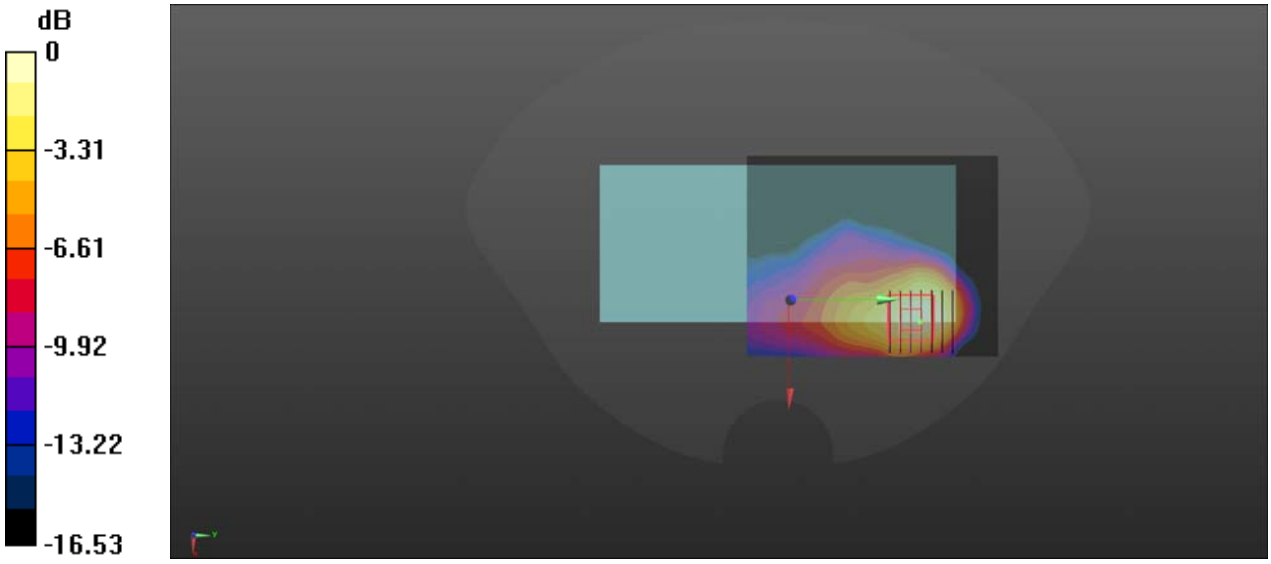

0 dB = 0.169 W/kg

CDMA2000 BC0_RC3 SO55_Back Side_0mm_Ch384_Ant 0

Communication System: UID 0, CDMA 2000 (0); Frequency: 836.52 MHz;Duty Cycle: 1:1
Medium: HSL_900 Medium parameters used: f = 837 MHz; σ = 0.945 S/m; ε_r = 42.91; ρ = 1000 kg/m^3
Ambient Temperature：23.2 ℃; Liquid Temperature：22.1 ℃

DASY5 Configuration:
- Probe: EX3DV4 - SN3823; ConvF(9.31, 9.31, 9.31) @ 836.52 MHz; Calibrated: 2021.01.22
- Sensor-Surface: 2mm (Mechanical Surface Detection)
- Electronics: DAE4 Sn480; Calibrated: 2021.06.22
- Phantom: SAM 2; Type: QD000P40CC; Serial: TP:1464
- Measurement SW: DASY52, Version 52.10 (4); SEMCAD X Version 14.6.14 (7483)

Ch384/Area Scan (71x131x1): Interpolated grid: dx=1.500 mm, dy=1.500 mm
Maximum value of SAR (interpolated) = 2.09 W/kg

Ch384/Zoom Scan (5x5x7)/Cube 0: Measurement grid: dx=8mm, dy=8mm, dz=5mm
Reference Value = 9.421 V/m; Power Drift = -0.02 dB
Peak SAR (extrapolated) = 2.95 W/kg
SAR(1 g) = 1.24 W/kg; SAR(10 g) = 0.607 W/kg
Smallest distance from peaks to all points 3 dB below = 8 mm
Ratio of SAR at M2 to SAR at M1 = 38.4%
Maximum value of SAR (measured) = 1.80 W/kg

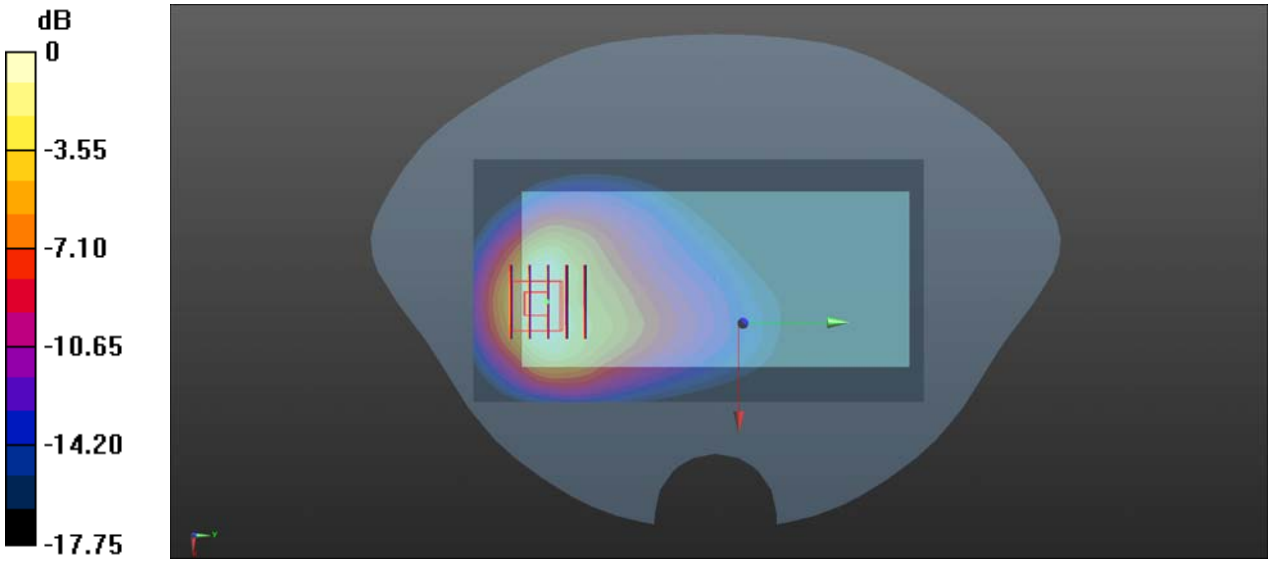

0 dB = 1.80 W/kg

CDMA2000 BC1_RC3 SO55_Back Side_0mm_Ch600_Ant 0

Communication System: UID 0, CDMA 2000 (0); Frequency: 1880 MHz;Duty Cycle: 1:1
Medium: HSL_2000 Medium parameters used: f = 1880 MHz; σ = 1.366 S/m; ε_r = 40.167; ρ = 1000 kg/m^3
Ambient Temperature：23.2 ℃; Liquid Temperature：22.2 ℃

DASY5 Configuration:
- Probe: EX3DV4 - SN3823; ConvF(7.7, 7.7, 7.7) @ 1880 MHz; Calibrated: 2021.01.22
- Sensor-Surface: 2mm (Mechanical Surface Detection)
- Electronics: DAE4 Sn480; Calibrated: 2021.06.22
- Phantom: SAM 2; Type: QD000P40CC; Serial: TP:1464
- Measurement SW: DASY52, Version 52.10 (4); SEMCAD X Version 14.6.14 (7483)

Ch600/Area Scan (71x81x1): Interpolated grid: dx=1.500 mm, dy=1.500 mm
Maximum value of SAR (interpolated) = 3.53 W/kg

Ch600/Zoom Scan (5x5x7)/Cube 0: Measurement grid: dx=8mm, dy=8mm, dz=5mm
Reference Value = 8.139 V/m; Power Drift = 0.04 dB
Peak SAR (extrapolated) = 4.11 W/kg
SAR(1 g) = 2.39 W/kg; SAR(10 g) = 1.27 W/kg
Smallest distance from peaks to all points 3 dB below = 11.2 mm
Ratio of SAR at M2 to SAR at M1 = 57.4%
Maximum value of SAR (measured) = 3.18 W/kg

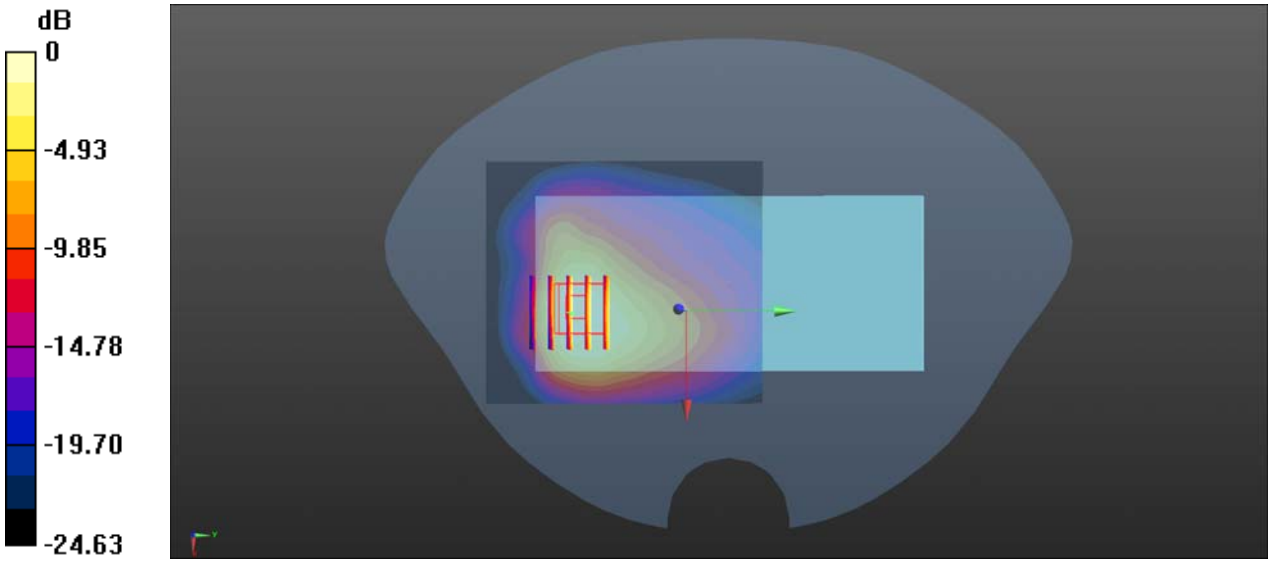

0 dB = 3.18 W/kg

WLAN 5.3GHz_802.11a 6Mbps_Back Side_0mm_Ch60_CH1

Communication System: UID 0, WLAN 5GHz (0); Frequency: 5300 MHz;Duty Cycle: 1:1.009
Medium: HSL_5250 Medium parameters used: f = 5300 MHz; σ = 4.76 S/m; ε_r = 35.987; ρ = 1000 kg/m^3
Ambient Temperature：23.2 ℃; Liquid Temperature：22.1 ℃

DASY5 Configuration:
- Probe: EX3DV4 - SN3823; ConvF(5.27, 5.27, 5.27) @ 5300 MHz; Calibrated: 2021.01.22
- Sensor-Surface: 2mm (Mechanical Surface Detection)
- Electronics: DAE4 Sn480; Calibrated: 2021.06.22
- Phantom: SAM 2; Type: QD000P40CC; Serial: TP:1464
- Measurement SW: DASY52, Version 52.10 (4); SEMCAD X Version 14.6.14 (7483)

Ch60/Area Scan (101x121x1): Interpolated grid: dx=1.000 mm, dy=1.000 mm
Maximum value of SAR (interpolated) = 1.605 W/kg

Ch60/Zoom Scan (8x8x15)/Cube 0: Measurement grid: dx=4mm, dy=4mm, dz=2mm
Reference Value = 2.342 V/m; Power Drift = 0.01 dB
Peak SAR (extrapolated) = 1.545 W/kg
SAR(1 g) = 1.226 W/kg; SAR(10 g) = 0.466 W/kg
Smallest distance from peaks to all points 3 dB below = 9.1 mm
Ratio of SAR at M2 to SAR at M1 = 55.6%
Maximum value of SAR (measured) = 1.401 W/kg

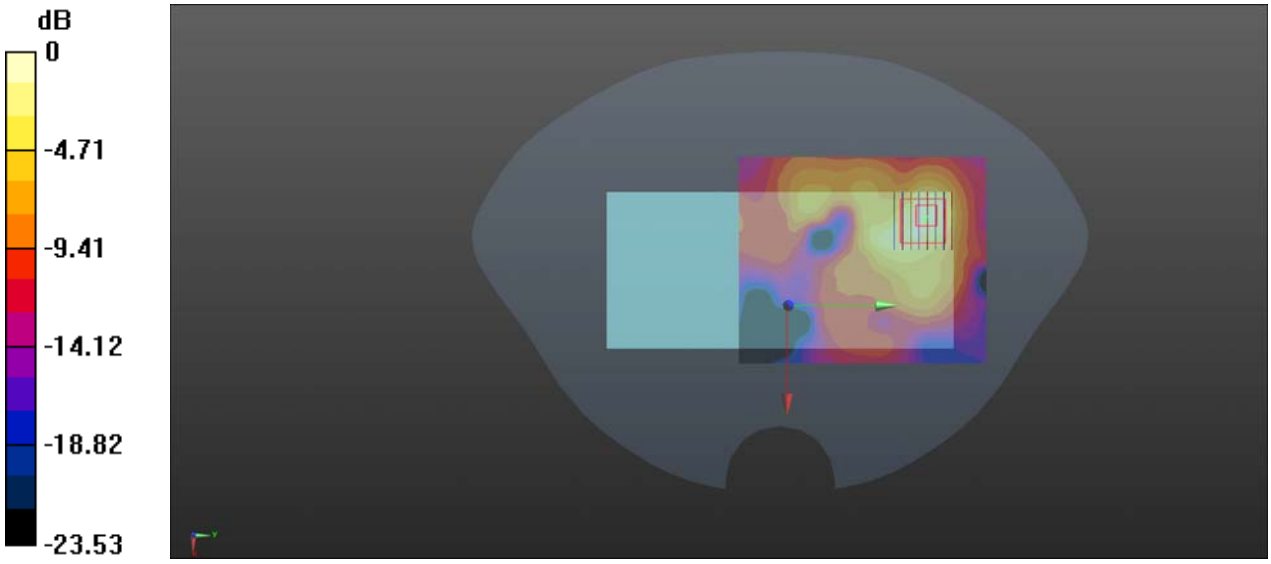

0 dB = 1.401 W/kg

WLAN 5.5GHz_802.11a 6Mbps_Back Side_0mm_Ch120_CH1

Communication System: UID 0, WLAN 5GHz (0); Frequency: 5600 MHz;Duty Cycle: 1:1.009
Medium: HSL_5600 Medium parameters used: f = 5600 MHz; σ = 5.125 S/m; ε_r = 35.435; ρ = 1000 kg/m^3
Ambient Temperature：23.2 ℃; Liquid Temperature：22.1 ℃

DASY5 Configuration:
- Probe: EX3DV4 - SN3823; ConvF(4.57, 4.57, 4.57) @ 5600 MHz; Calibrated: 2021.01.22
- Sensor-Surface: 2mm (Mechanical Surface Detection)
- Electronics: DAE4 Sn480; Calibrated: 2021.06.22
- Phantom: SAM 2; Type: QD000P40CC; Serial: TP:1464
- Measurement SW: DASY52, Version 52.10 (4); SEMCAD X Version 14.6.14 (7483)

Ch120/Area Scan (101x121x1): Interpolated grid: dx=1.000 mm, dy=1.000 mm
Maximum value of SAR (interpolated) = 1.603 W/kg

Ch120/Zoom Scan (8x8x15)/Cube 0: Measurement grid: dx=4mm, dy=4mm, dz=2mm
Reference Value = 1.701 V/m; Power Drift = 0.06 dB
Peak SAR (extrapolated) = 2.221 W/kg
SAR(1 g) = 1.413 W/kg; SAR(10 g) = 0.679 W/kg
Smallest distance from peaks to all points 3 dB below = 10.4 mm
Ratio of SAR at M2 to SAR at M1 = 52.5%
Maximum value of SAR (measured) = 1.589 W/kg



0 dB = 1.589 W/kg