Annex C Plots of T-Coil Test Results

HAC_T-Coil_GSM850_GSM Voice_Ch189_Z

Communication System: UID 0, Generic GSM (0); Frequency: 836.6 MHz;Duty Cycle: 1:8.30042
Medium: Air Medium parameters used: $\sigma = 0$ S/m, $\varepsilon_r = 1$; $\rho = 0$ kg/m^3
Ambient Temperature：23.2 ℃

DASY5 Configuration:
- Probe: AM1DV2 - 1048; ; Calibrated: 2021.02.22
- Sensor-Surface: 0mm (Fix Surface)
- Electronics: DAE4 Sn480; Calibrated: 2021.06.22
- Phantom: HAC Test Arch with AMCC; Type: SD HAC P01 BA;
- Measurement SW: DASY52, Version 52.8 (8); SEMCAD X Version 14.6.10 (7331)

Ch189/z (axial) 4.2mm 50 x 50/ABM SNR(x,y,z) (13x13x1): Measurement grid: dx=10mm, dy=10mm
ABM1/ABM2 = 32.59 dB
ABM1 comp = -14.43 dBA/m
BWC Factor = 0.00035 dB
Location: 0, 0, 3.7 mm

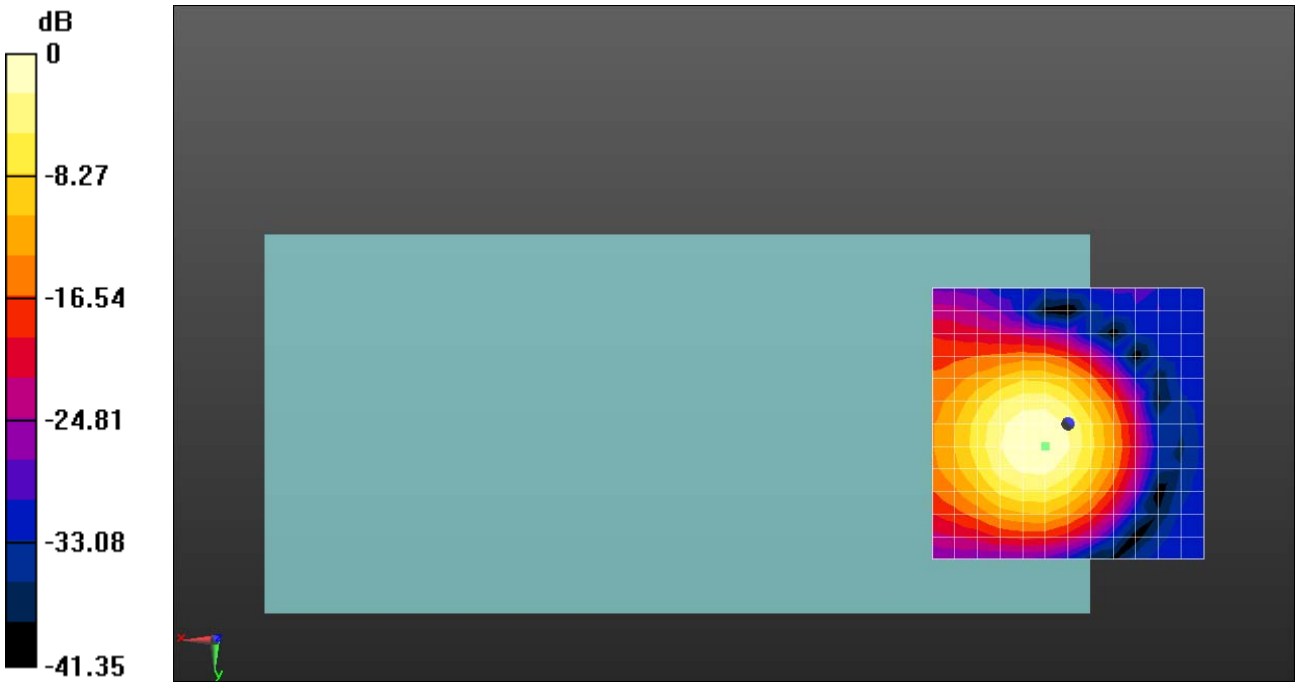

0 dB = 42.60 = 32.59 dB

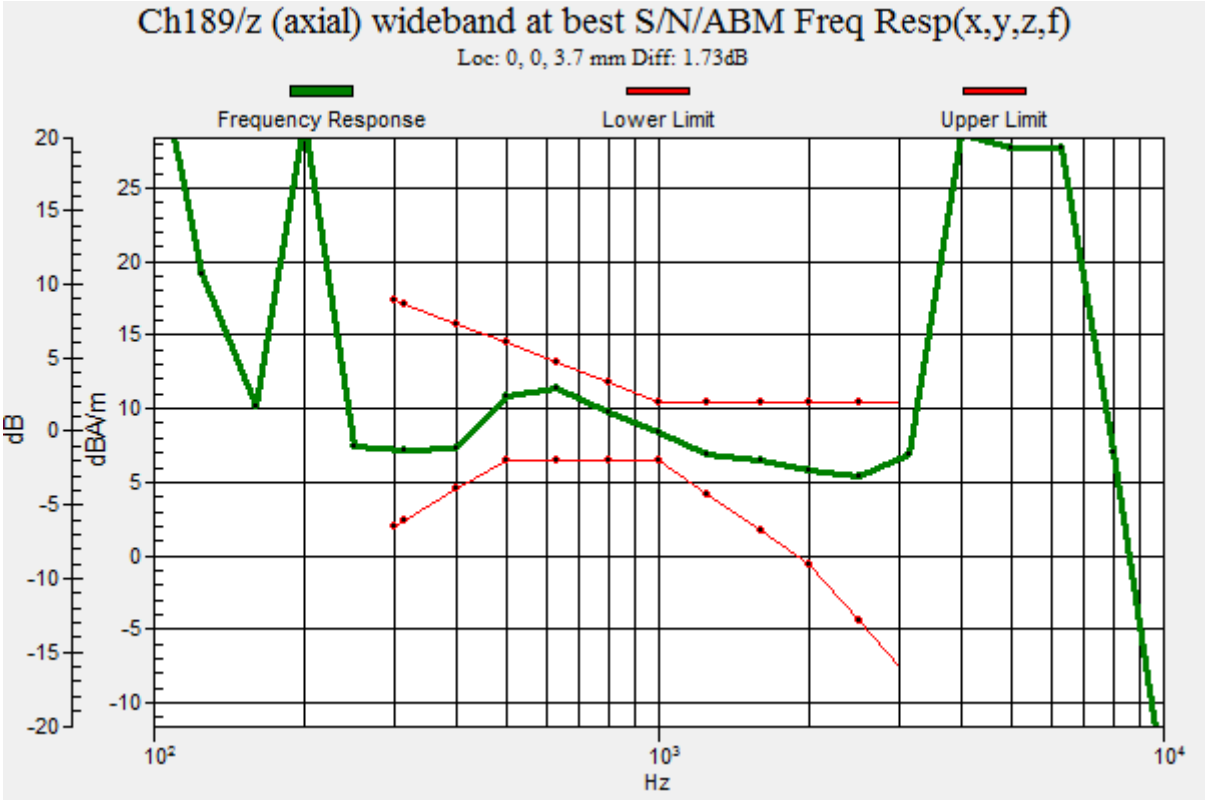
Ch189/z (axial) wideband at best S/N/ABM Freq Resp(x,y,z,f)
Loc: 0, 0, 3.7 mm Diff: 1.73dB
Frequency Response
Lower Limit
Upper Limit
dB
dBA/m
Hz

HAC_T-Coil_GSM850_GSM Voice_Ch189_Y

Communication System: UID 0, Generic GSM (0); Frequency: 836.6 MHz;Duty Cycle: 1:8.30042
Medium: Air Medium parameters used: $\sigma = 0$ S/m, $\varepsilon_r = 1$; $\rho = 0$ kg/m^3
Ambient Temperature：23.2 ℃

DASY5 Configuration:
- Probe: AM1DV2 - 1048; ; Calibrated: 2021.02.22
- Sensor-Surface: 0mm (Fix Surface)
- Electronics: DAE4 Sn480; Calibrated: 2021.06.22
- Phantom: HAC Test Arch with AMCC; Type: SD HAC P01 BA;
- Measurement SW: DASY52, Version 52.8 (8); SEMCAD X Version 14.6.10 (7331)

Ch189/y (transversal) 4.2mm 50 x 50/ABM SNR(x,y,z) (13x13x1): Measurement grid: dx=10mm, dy=10mm
ABM1/ABM2 = 31.55 dB
ABM1 comp = -10.71 dBA/m
BWC Factor = 0.00035 dB
Location: 0, -4.2, 3.7 mm

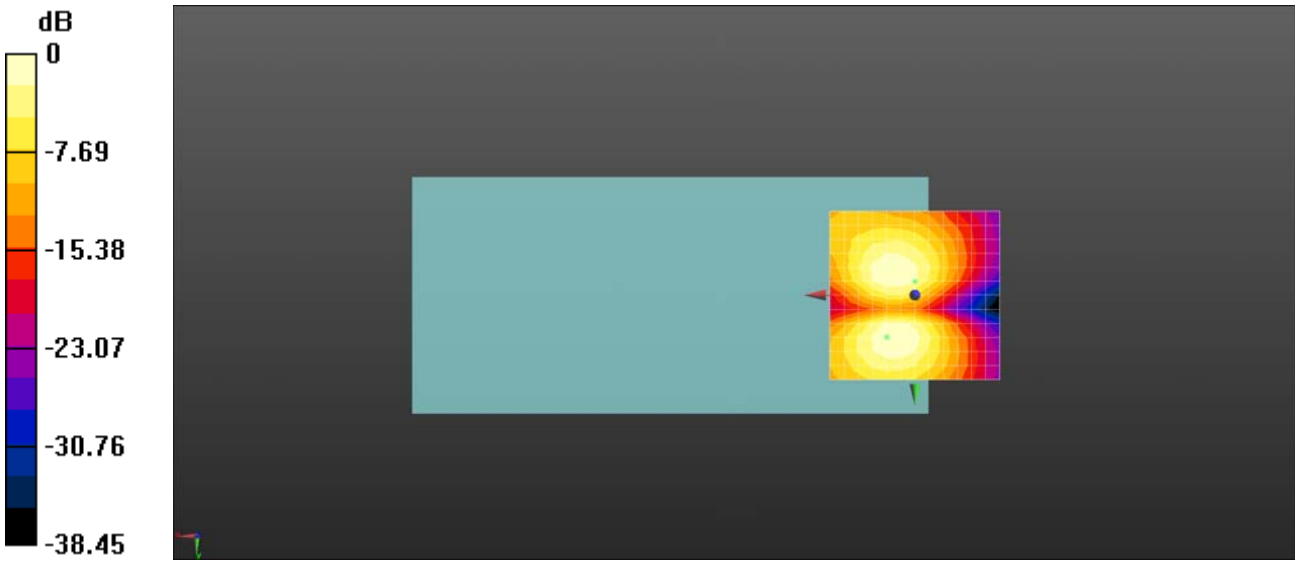

0 dB = 37.82 = 31.55 dB

HAC_T-Coil_GSM1900_GSM Voice_Ch661_Z

Communication System: UID 0, Generic GSM (0); Frequency: 1880 MHz;Duty Cycle: 1:8.30042
Medium: Air Medium parameters used: $\sigma = 0$ S/m, $\varepsilon_r = 1$; $\rho = 0$ kg/m^3
Ambient Temperature：23.2 ℃

DASY5 Configuration:
- Probe: AM1DV2 - 1048; ; Calibrated: 2021.02.22
- Sensor-Surface: 0mm (Fix Surface)
- Electronics: DAE4 Sn480; Calibrated: 2021.06.22
- Phantom: HAC Test Arch with AMCC; Type: SD HAC P01 BA;
- Measurement SW: DASY52, Version 52.8 (8); SEMCAD X Version 14.6.10 (7331)

Ch661/z (axial) 4.2mm 50 x 50/ABM SNR(x,y,z) (13x13x1): Measurement grid: dx=10mm, dy=10mm
ABM1/ABM2 = 33.56 dB
ABM1 comp = -4.18 dBA/m
BWC Factor = -0.0034 dB
Location: 0, 4.2, 3.7 mm

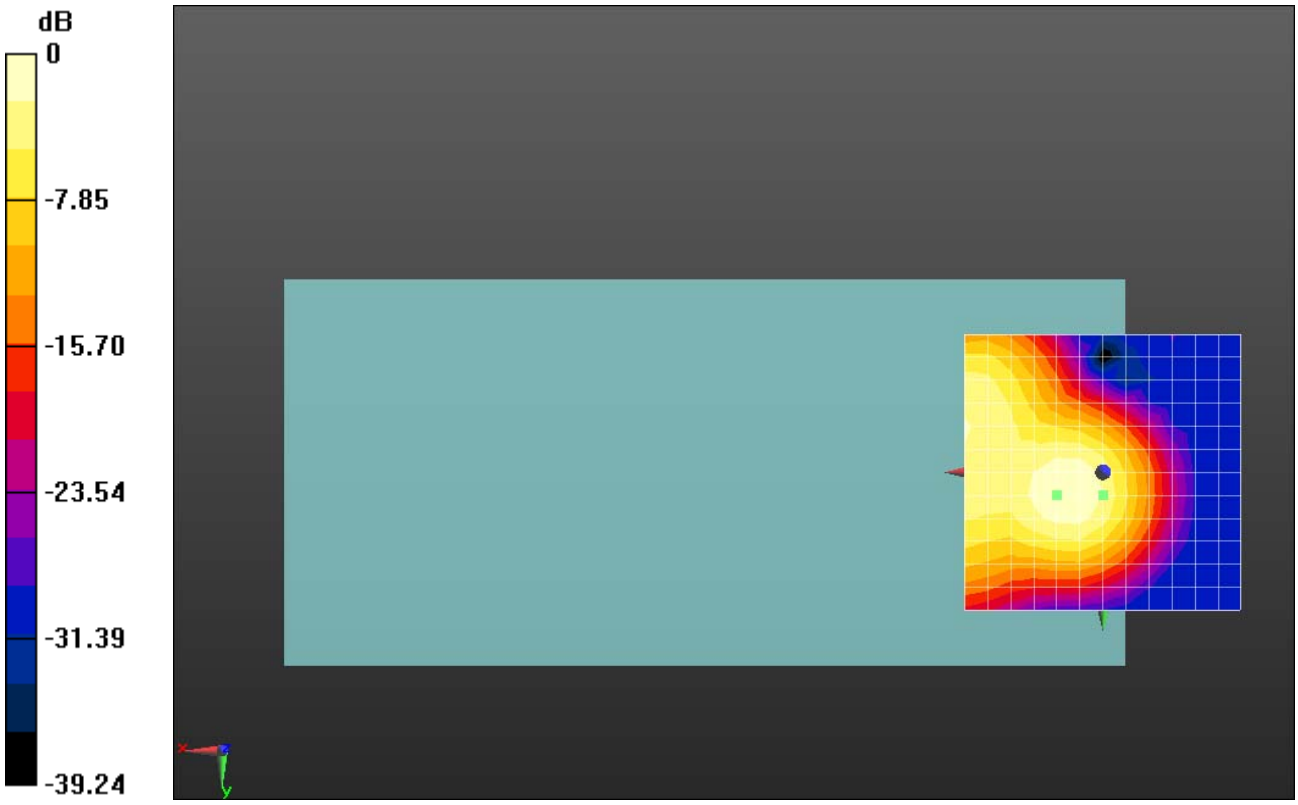

0 dB = 47.64 = 33.56 dB

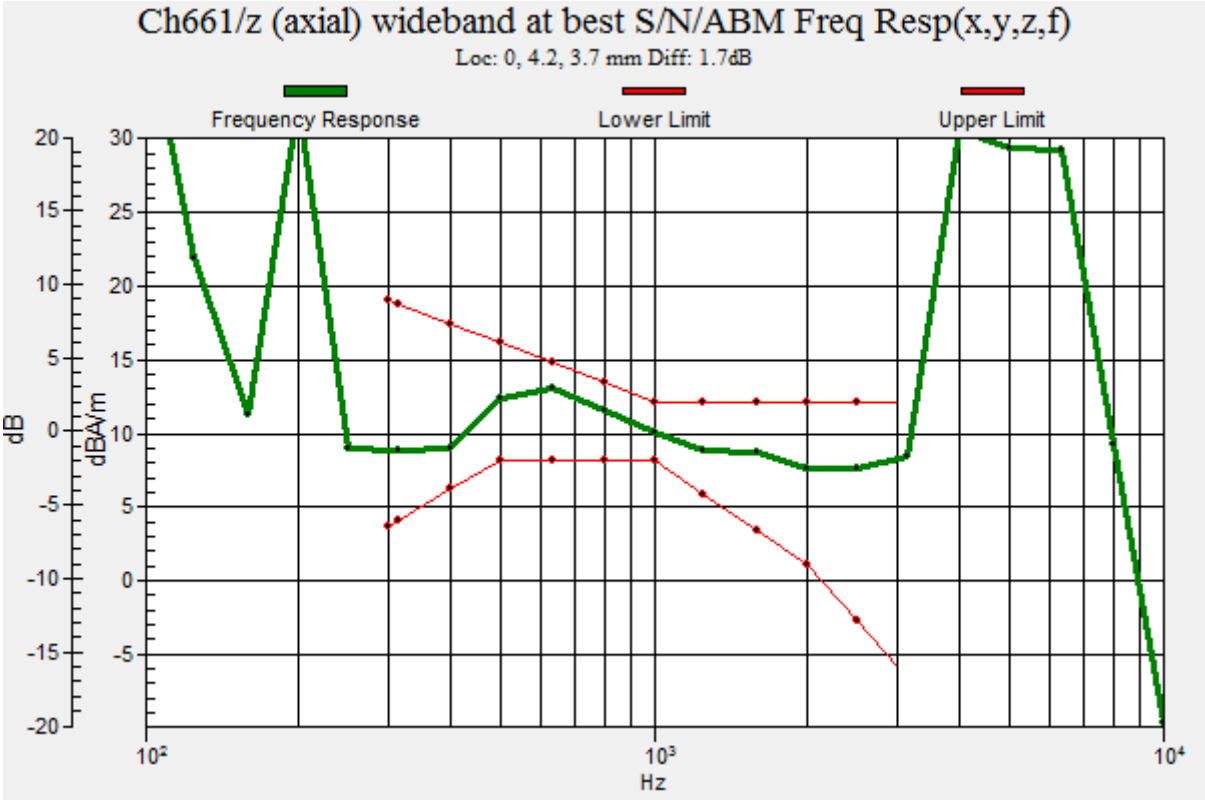
Ch661/z (axial) wideband at best S/N/ABM Freq Resp(x,y,z,f)
Loc: 0, 4.2, 3.7 mm Diff: 1.7dB
Frequency Response
Lower Limit
Upper Limit
dB
dBA/m
Hz

HAC_T-Coil_GSM1900_GSM Voice_Ch661_Y

Communication System: UID 0, Generic GSM (0); Frequency: 1880 MHz;Duty Cycle: 1:8.30042
Medium: Air Medium parameters used: $\sigma = 0$ S/m, $\varepsilon_r = 1$; $\rho = 0$ kg/m^3
Ambient Temperature：23.2 ℃

DASY5 Configuration:
- Probe: AM1DV2 - 1048; ; Calibrated: 2021.02.22
- Sensor-Surface: 0mm (Fix Surface)
- Electronics: DAE4 Sn480; Calibrated: 2021.06.22
- Phantom: HAC Test Arch with AMCC; Type: SD HAC P01 BA;
- Measurement SW: DASY52, Version 52.8 (8); SEMCAD X Version 14.6.10 (7331)

Ch661/y (transversal) 4.2mm 50 x 50/ABM SNR(x,y,z) (13x13x1): Measurement grid: dx=10mm, dy=10mm
ABM1/ABM2 = 32.79 dB
ABM1 comp = -10.57 dBA/m
BWC Factor = -0.0034 dB
Location: 0, -8.3, 3.7 mm

0 dB = 43.60 = 32.79 dB

HAC_T-Coil_WCDMA Band II_AMR 12.12Kbps_Ch9400_Z

Communication System: UID 10011 - CAB, UMTS-FDD (WCDMA); Frequency: 1880 MHz;Duty Cycle: 1:1.95434
Medium: Air Medium parameters used: $\sigma = 0$ S/m, $\varepsilon_r = 1$; $\rho = 0$ kg/m^3
Ambient Temperature：23.2 ℃

DASY5 Configuration:
- Probe: AM1DV2 - 1048; ; Calibrated: 2021.02.22
- Sensor-Surface: 0mm (Fix Surface)
- Electronics: DAE4 Sn480; Calibrated: 2021.06.22
- Phantom: HAC Test Arch with AMCC; Type: SD HAC P01 BA;
- Measurement SW: DASY52, Version 52.8 (8); SEMCAD X Version 14.6.10 (7331)

Ch9400/z (axial) 4.2mm 50 x 50/ABM SNR(x,y,z) (13x13x1): Measurement grid: dx=10mm, dy=10mm
ABM1/ABM2 = 34.19 dB
ABM1 comp = -14.89 dBA/m
BWC Factor = 0.01 dB
Location: 0, 0, 3.7 mm

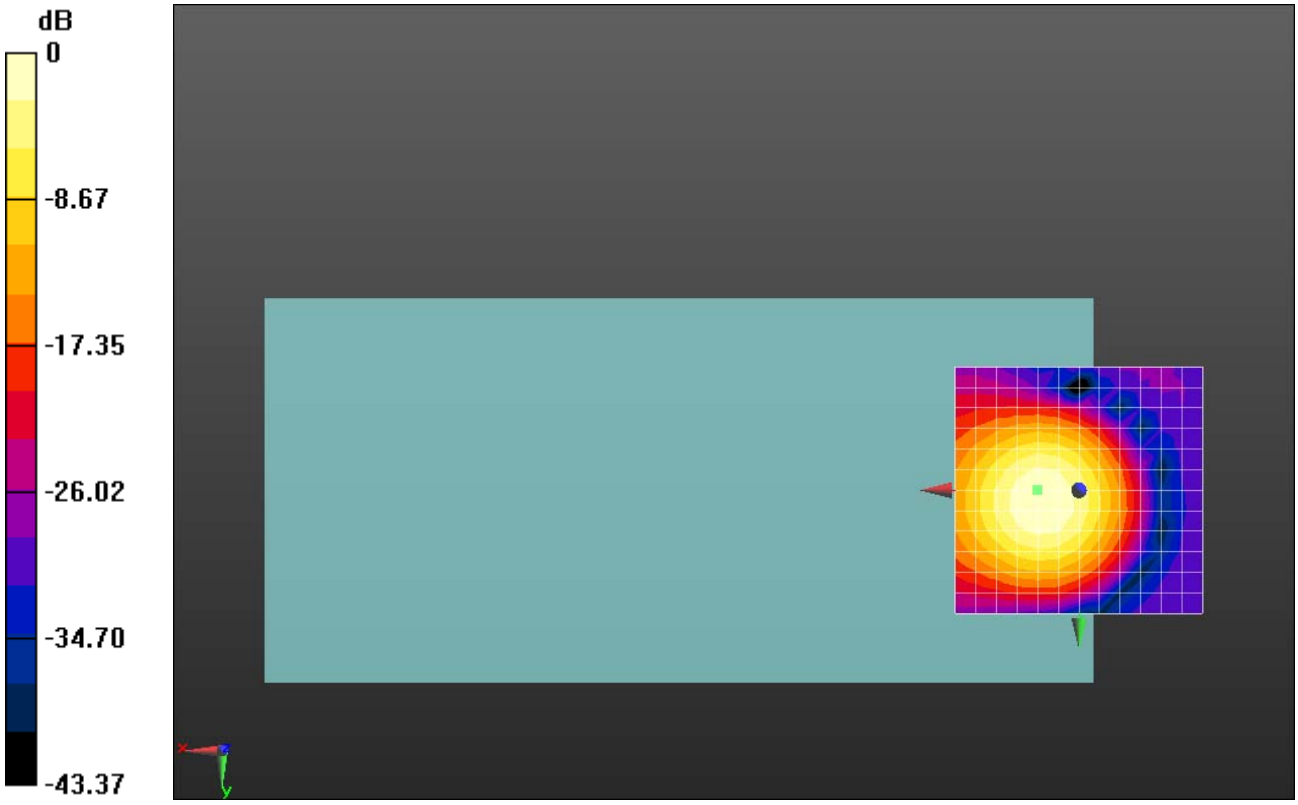

0 dB = 51.20 = 34.19 dB

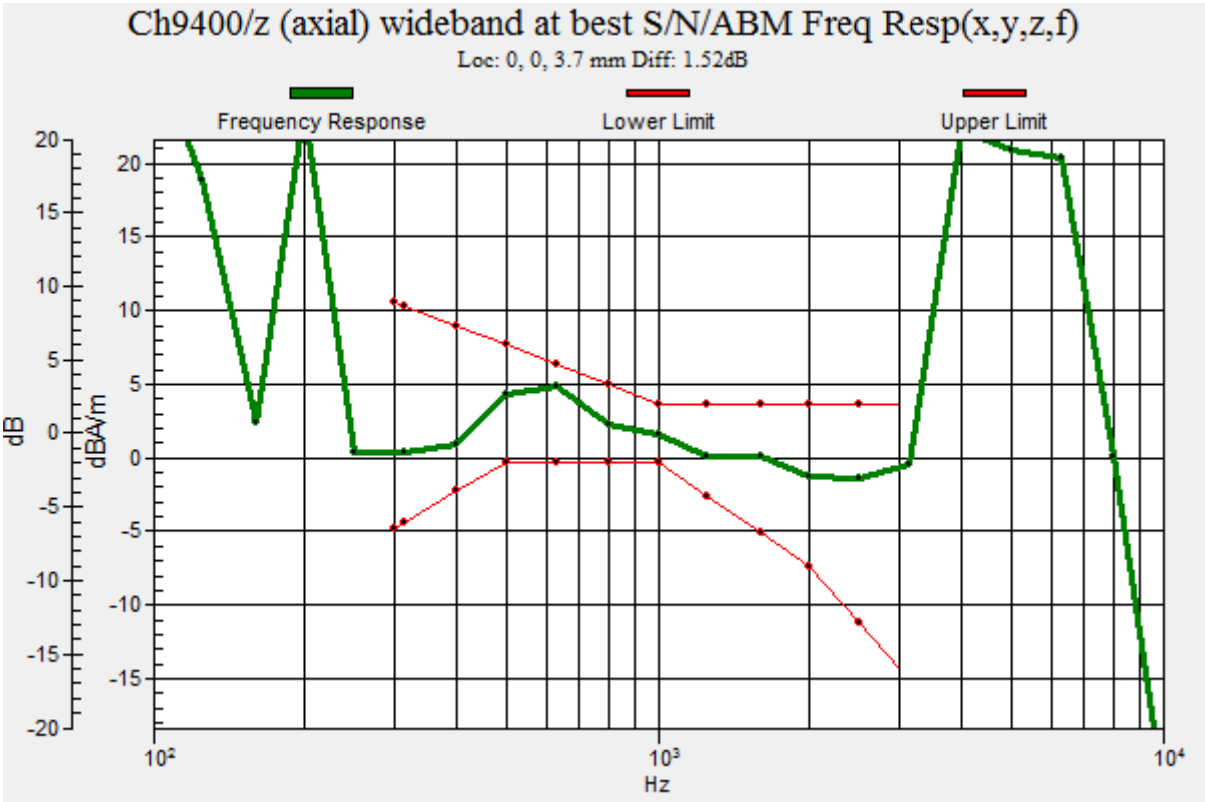
Ch9400/z (axial) wideband at best S/N/ABM Freq Resp(x,y,z,f)
Loc: 0, 0, 3.7 mm Diff: 1.52dB
Frequency Response
Lower Limit
Upper Limit
dB
dBA/m
Hz

HAC_T-Coil_WCDMA Band II_AMR 12.12Kbps_Ch9400_Y

Communication System: UID 10011 - CAB, UMTS-FDD (WCDMA); Frequency: 1880 MHz;Duty Cycle: 1:1.95434
Medium: Air Medium parameters used: $\sigma = 0$ S/m, $\varepsilon_r = 1$; $\rho = 0$ kg/m^3
Ambient Temperature：23.2 ℃

DASY5 Configuration:
- Probe: AM1DV2 - 1048; ; Calibrated: 2021.02.22
- Sensor-Surface: 0mm (Fix Surface)
- Electronics: DAE4 Sn480; Calibrated: 2021.06.22
- Phantom: HAC Test Arch with AMCC; Type: SD HAC P01 BA;
- Measurement SW: DASY52, Version 52.8 (8); SEMCAD X Version 14.6.10 (7331)

Ch9400/y (transversal) 4.2mm 50 x 50/ABM SNR(x,y,z) (13x13x1): Measurement grid: dx=10mm, dy=10mm
ABM1/ABM2 = 33.58 dB
ABM1 comp = -9.04 dBA/m
BWC Factor = 0.01 dB
Location: 0, 12.5, 3.7 mm

0 dB = 47.77 = 33.58 dB

HAC_T-Coil_WCDMA Band IV_AMR 12.12Kbps_Ch1413_Z

Communication System: UID 10011 - CAB, UMTS-FDD (WCDMA); Frequency: 1732.4 MHz;Duty Cycle: 1:1.95434
Medium: Air Medium parameters used: $\sigma = 0$ S/m, $\varepsilon_r = 1$; $\rho = 0$ kg/m^3
Ambient Temperature：23.2 ℃

DASY5 Configuration:
- Probe: AM1DV2 - 1048; ; Calibrated: 2022.02.22
- Sensor-Surface: 0mm (Fix Surface)
- Electronics: DAE4 Sn480; Calibrated: 2021.06.22
- Phantom: HAC Test Arch with AMCC; Type: SD HAC P01 BA;
- Measurement SW: DASY52, Version 52.8 (8); SEMCAD X Version 14.6.10 (7331)

Ch1413/z (axial) 4.2mm 50 x 50/ABM SNR(x,y,z) (13x13x1): Measurement grid: dx=10mm, dy=10mm
ABM1/ABM2 = 33.69 dB
ABM1 comp = -12.78 dBA/m
BWC Factor = 0.01 dB
Location: -4.2, 12.5, 3.7 mm



0 dB = 48.39 = 33.70 dB

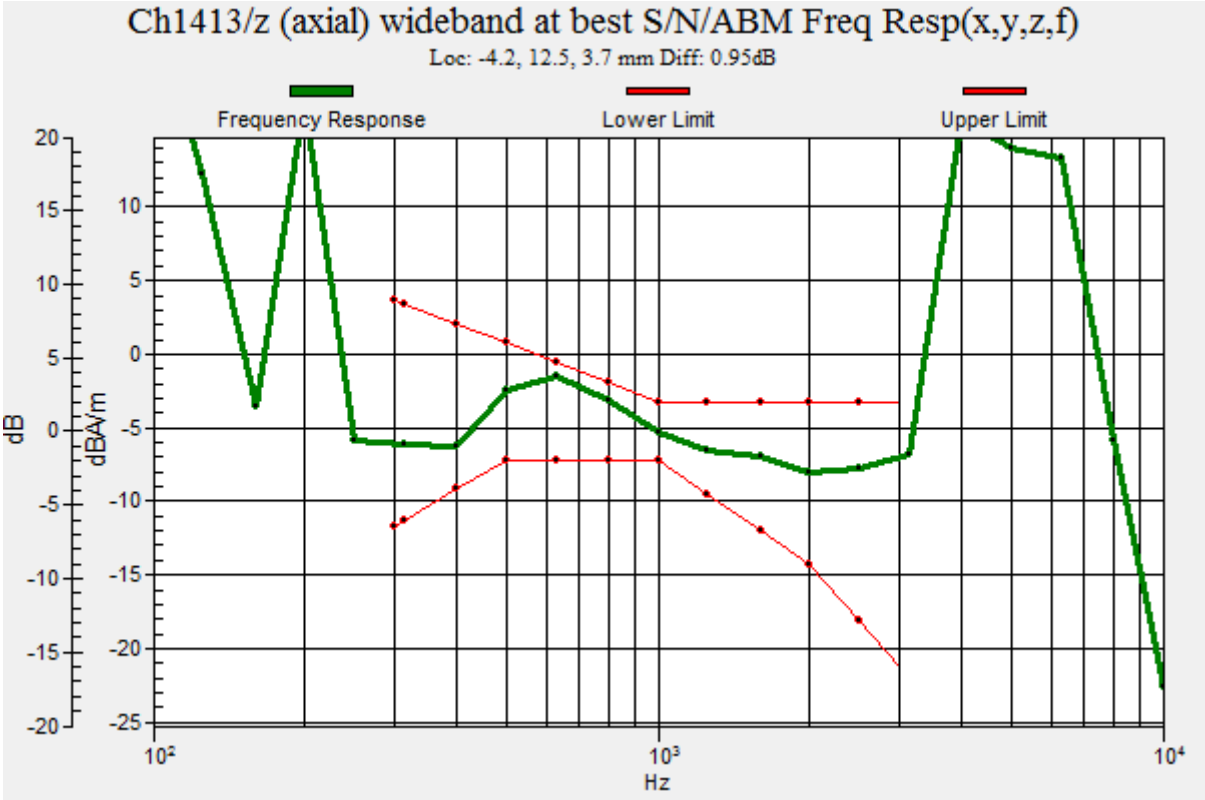
Ch1413/z (axial) wideband at best S/N/ABM Freq Resp(x,y,z,f)
Loc: -4.2, 12.5, 3.7 mm Diff: 0.95dB
Frequency Response
Lower Limit
Upper Limit
dB
dBA/m
Hz

HAC_T-Coil_WCDMA Band IV_AMR 12.12Kbps_Ch1413_Y

Communication System: UID 10011 - CAB, UMTS-FDD (WCDMA); Frequency: 1732.4 MHz;Duty Cycle: 1:1.95434
Medium: Air Medium parameters used: $\sigma = 0$ S/m, $\varepsilon_r = 1$; $\rho = 0$ kg/m^3
Ambient Temperature：23.2 ℃

DASY5 Configuration:
- Probe: AM1DV2 - 1048; ; Calibrated: 2021.02.22
- Sensor-Surface: 0mm (Fix Surface)
- Electronics: DAE4 Sn480; Calibrated: 2021.06.22
- Phantom: HAC Test Arch with AMCC; Type: SD HAC P01 BA;
- Measurement SW: DASY52, Version 52.8 (8); SEMCAD X Version 14.6.10 (7331)

Ch1413/y (transversal) 4.2mm 50 x 50/ABM SNR(x,y,z) (13x13x1): Measurement grid: dx=10mm, dy=10mm
ABM1/ABM2 = 33.29 dB
ABM1 comp = -9.69 dBA/m
BWC Factor = 0.01 dB
Location: 0, -4.2, 3.7 mm

0 dB = 46.20 = 33.29 dB

HAC_T-Coil_WCDMA Band V_AMR 12.12Kbps_Ch4182_Z

Communication System: UID 10011 - CAB, UMTS-FDD (WCDMA); Frequency: 836.4 MHz;Duty Cycle: 1:1.95434
Medium: Air Medium parameters used: $\sigma = 0$ S/m, $\varepsilon_r = 1$; $\rho = 0$ kg/m^3
Ambient Temperature：23.2 ℃

DASY5 Configuration:
- Probe: AM1DV2 - 1048; ; Calibrated: 2021.02.22
- Sensor-Surface: 0mm (Fix Surface)
- Electronics: DAE4 Sn480; Calibrated: 2021.06.22
- Phantom: HAC Test Arch with AMCC; Type: SD HAC P01 BA;
- Measurement SW: DASY52, Version 52.8 (8); SEMCAD X Version 14.6.10 (7331)

Ch4182/z (axial) 4.2mm 50 x 50/ABM SNR(x,y,z) (13x13x1): Measurement grid: dx=10mm, dy=10mm

ABM1/ABM2 = 35.43 dB
ABM1 comp = 1.14 dBA/m
BWC Factor = 0.02 dB
Location: -4.2, 0, 3.7 mm

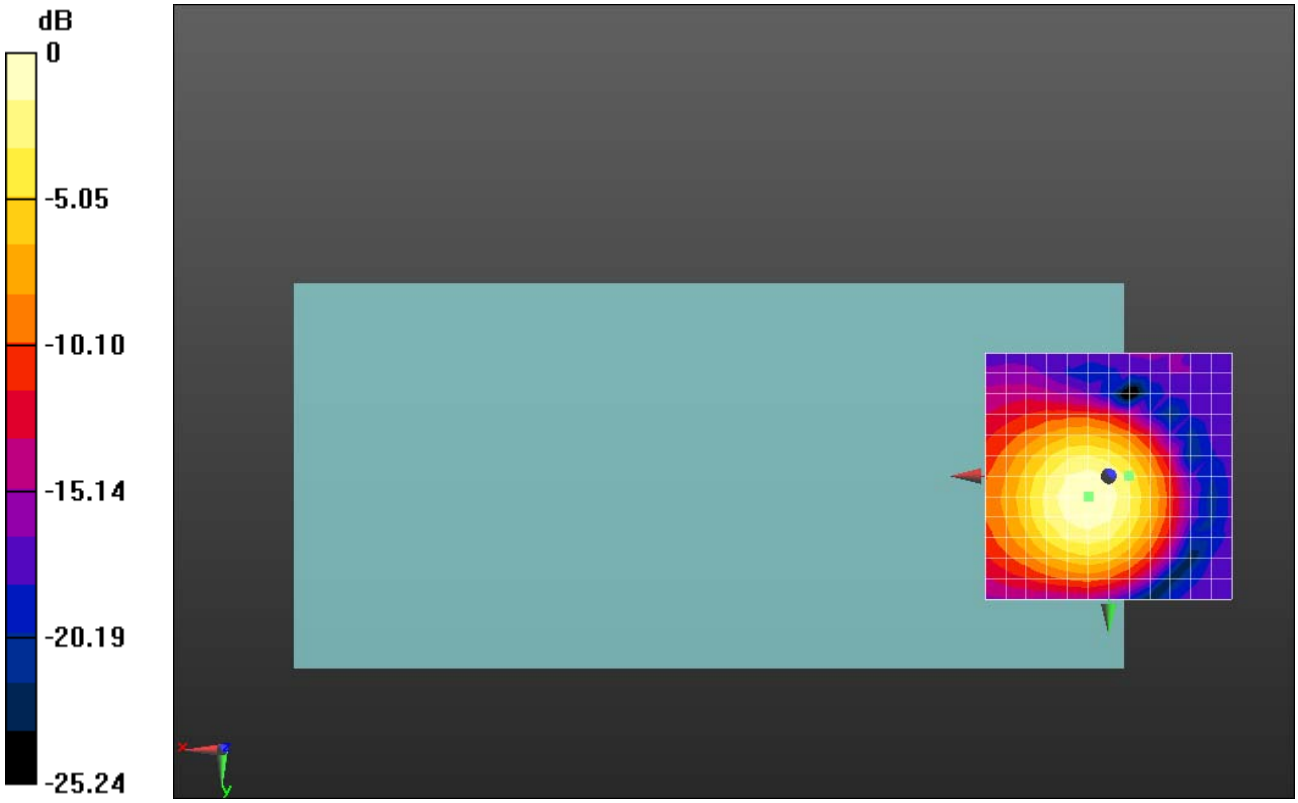

0 dB = 59.07 = 35.43 dB

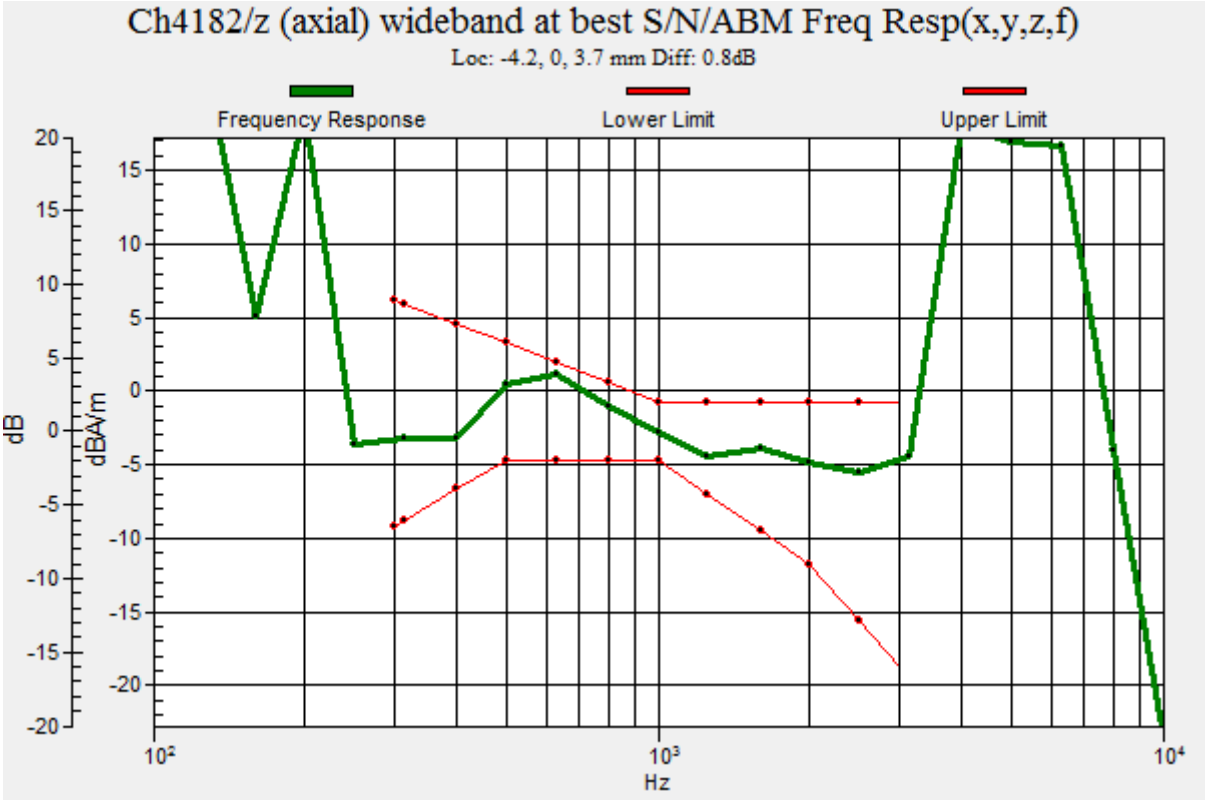
Ch4182/z (axial) wideband at best S/N/ABM Freq Resp(x,y,z,f)
Loc: -4.2, 0, 3.7 mm Diff: 0.8dB
Frequency Response
Lower Limit
Upper Limit
dB
dBA/m
Hz

HAC_T-Coil_WCDMA Band V_AMR 12.12Kbps_Ch4182_Y

Communication System: UID 10011 - CAB, UMTS-FDD (WCDMA); Frequency: 836.4 MHz;Duty Cycle: 1:1.95434
Medium: Air Medium parameters used: $\sigma = 0$ S/m, $\varepsilon_r = 1$; $\rho = 0$ kg/m^3
Ambient Temperature：23.2 ℃

DASY5 Configuration:
- Probe: AM1DV2 - 1048; ; Calibrated: 2021.02.22
- Sensor-Surface: 0mm (Fix Surface)
- Electronics: DAE4 Sn480; Calibrated: 2021.06.22
- Phantom: HAC Test Arch with AMCC; Type: SD HAC P01 BA;
- Measurement SW: DASY52, Version 52.8 (8); SEMCAD X Version 14.6.10 (7331)

Ch4182/y (transversal) 4.2mm 50 x 50/ABM SNR(x,y,z) (13x13x1): Measurement grid: dx=10mm, dy=10mm
ABM1/ABM2 = 35.23 dB
ABM1 comp = -0.44 dBA/m
BWC Factor = 0.02 dB
Location: 0, 12.5, 3.7 mm



0 dB = 57.73 = 35.23 dB

HAC_T-Coil_CDMA 2000_BC0_1xRTT, RC1 SO3, 1/8th Rate_Ch384_Z

Communication System: UID 10276 - CAB, CDMA2000 (1xRTT, RC1, 1/8 Rate); Frequency: 836.52 MHz;Duty Cycle: 1:19.8153
Medium: Air Medium parameters used: $\sigma = 0$ S/m, $\varepsilon_r = 1$; $\rho = 0$ kg/m^3
Ambient Temperature：23.2 ℃

DASY5 Configuration:
- Probe: AM1DV2 - 1048; ; Calibrated: 2021.02.22
- Sensor-Surface: 0mm (Fix Surface)
- Electronics: DAE4 Sn480; Calibrated: 2021.06.22
- Phantom: HAC Test Arch with AMCC; Type: SD HAC P01 BA;
- Measurement SW: DASY52, Version 52.8 (8); SEMCAD X Version 14.6.10 (7331)

Ch384/z (axial) 4.2mm 50 x 50/ABM SNR(x,y,z) (13x13x1): Measurement grid: dx=10mm, dy=10mm
ABM1/ABM2 = 35.13 dB
ABM1 comp = 5.33 dBA/m
BWC Factor = 0.01 dB
Location: 0, 0, 3.7 mm

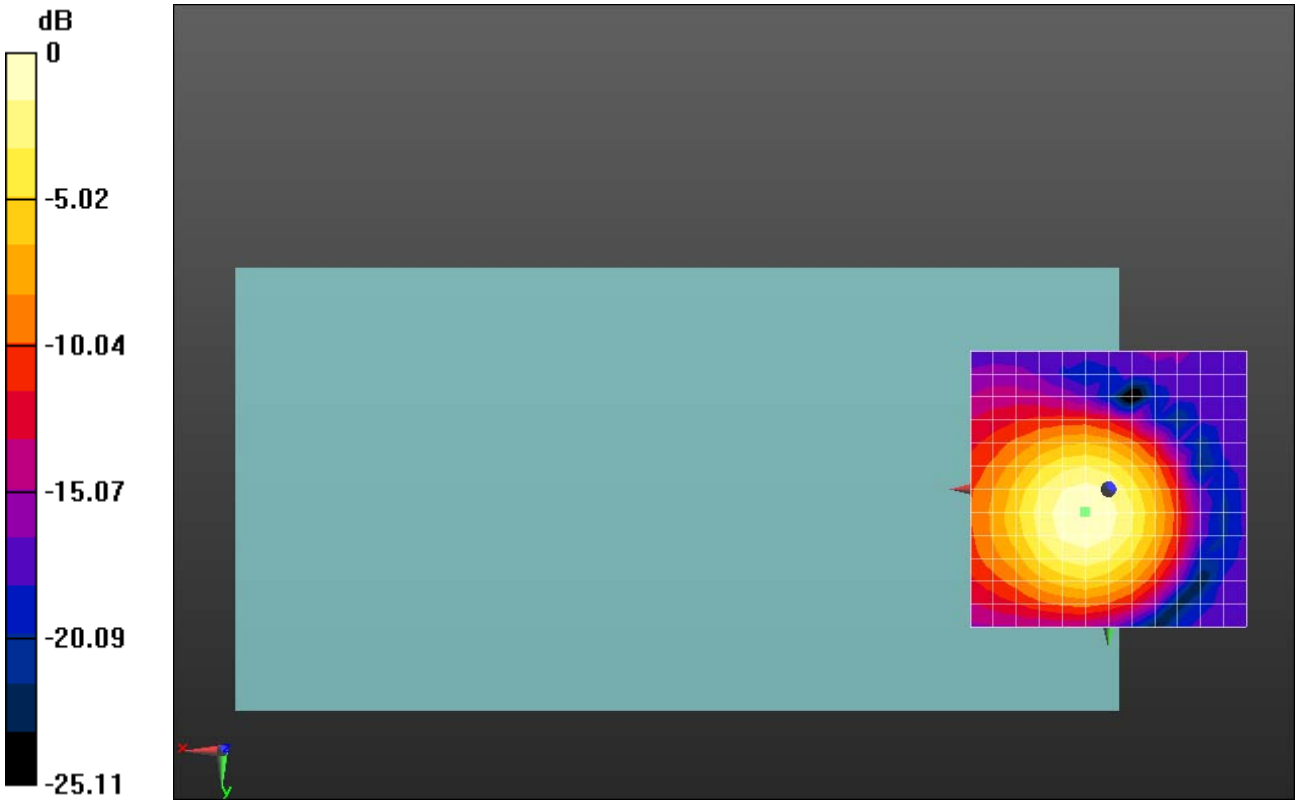

0 dB = 57.11 = 35.13 dB

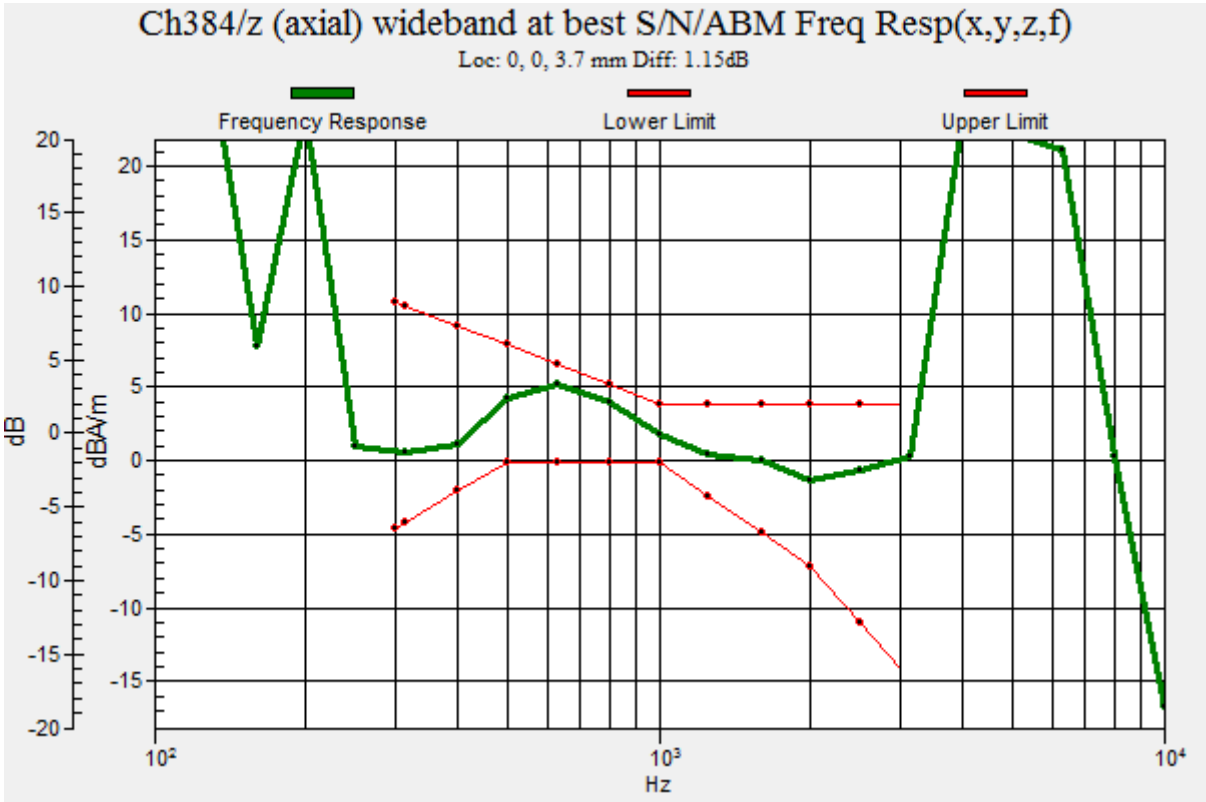
Ch384/z (axial) wideband at best S/N/ABM Freq Resp(x,y,z,f)
Loc: 0, 0, 3.7 mm Diff: 1.15dB
Frequency Response
Lower Limit
Upper Limit
dB
dBA/m
Hz

HAC_T-Coil_CDMA 2000_BC0_1xRTT, RC1 SO3, 1/8th Rate_Ch384_Y

Communication System: UID 10276 - CAB, CDMA2000 (1xRTT, RC1, 1/8 Rate); Frequency: 836.52 MHz;Duty Cycle: 1:19.8153
Medium: Air Medium parameters used: $\sigma = 0$ S/m, $\varepsilon_r = 1$; $\rho = 0$ kg/m^3
Ambient Temperature：23.2 ℃

DASY5 Configuration:
- Probe: AM1DV2 - 1048; ; Calibrated: 2021.02.22
- Sensor-Surface: 0mm (Fix Surface)
- Electronics: DAE4 Sn480; Calibrated: 2021.06.22
- Phantom: HAC Test Arch with AMCC; Type: SD HAC P01 BA;
- Measurement SW: DASY52, Version 52.8 (8); SEMCAD X Version 14.6.10 (7331)

Ch384/y (transversal) 4.2mm 50 x 50/ABM SNR(x,y,z) (13x15x1): Measurement grid: dx=10mm, dy=10mm
ABM1/ABM2 = 34.97 dB
ABM1 comp = -0.89 dBA/m
BWC Factor = 0.01 dB
Location: 8.3, 11.7, 3.7 mm

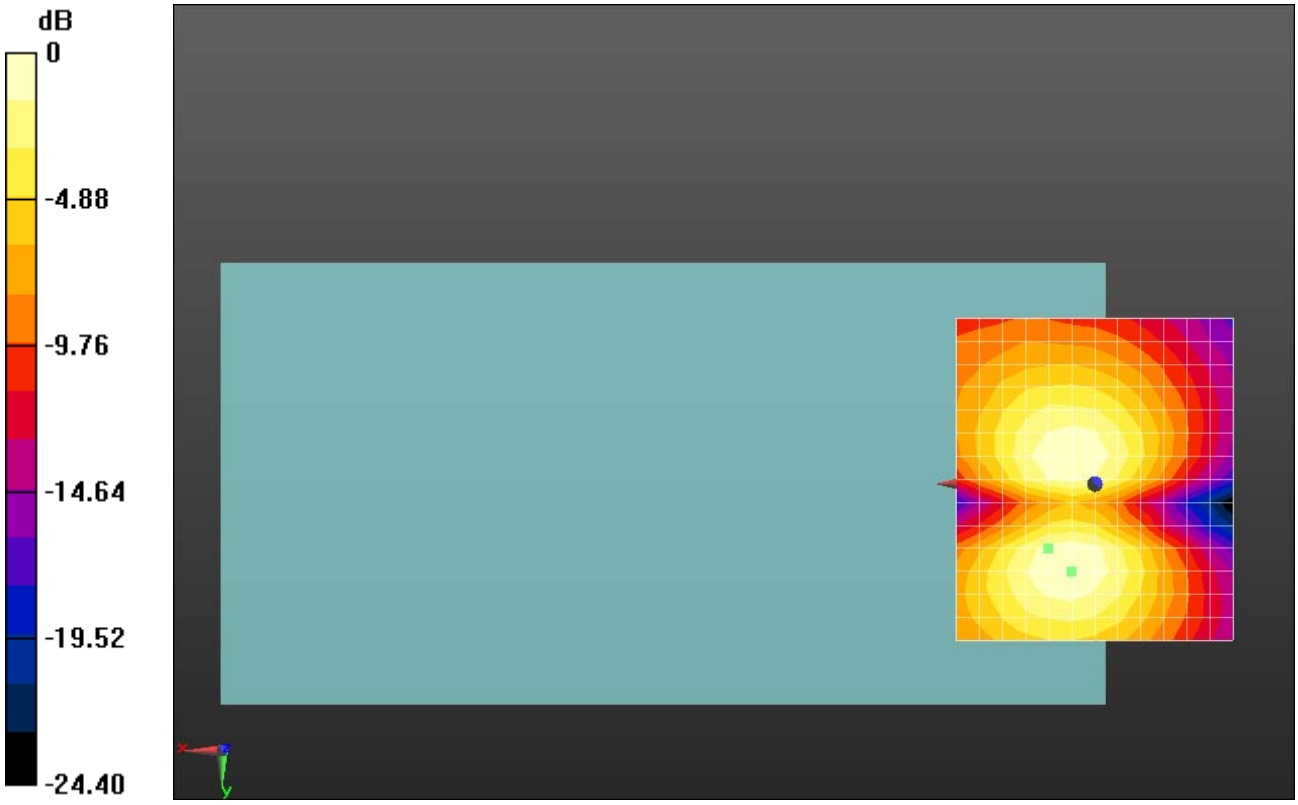

0 dB = 56.02 = 34.97 dB

HAC_T-Coil_CDMA 2000_BC1_1xRTT, RC1 SO3, 1/8th Rate_Ch600_Z

Communication System: UID 10276 - CAB, CDMA2000 (1xRTT, RC1, 1/8 Rate); Frequency: 1880 MHz;Duty Cycle: 1:19.8153
Medium: Air Medium parameters used: $\sigma = 0$ S/m, $\varepsilon_r = 1$; $\rho = 0$ kg/m^3
Ambient Temperature：23.2 ℃

DASY5 Configuration:
- Probe: AM1DV2 - 1048; ; Calibrated: 2021.012.22
- Sensor-Surface: 0mm (Fix Surface)
- Electronics: DAE4 Sn480; Calibrated: 2021.06.22
- Phantom: HAC Test Arch with AMCC; Type: SD HAC P01 BA;
- Measurement SW: DASY52, Version 52.8 (8); SEMCAD X Version 14.6.10 (7331)

Ch600/z (axial) 4.2mm 50 x 50/ABM SNR(x,y,z) (13x13x1): Measurement grid: dx=10mm, dy=10mm
ABM1/ABM2 = 35.18 dB
ABM1 comp = 2.42 dBA/m
BWC Factor = 0.02 dB
Location: 4.2, -4.2, 3.7 mm



0 dB = 57.44 = 35.18 dB

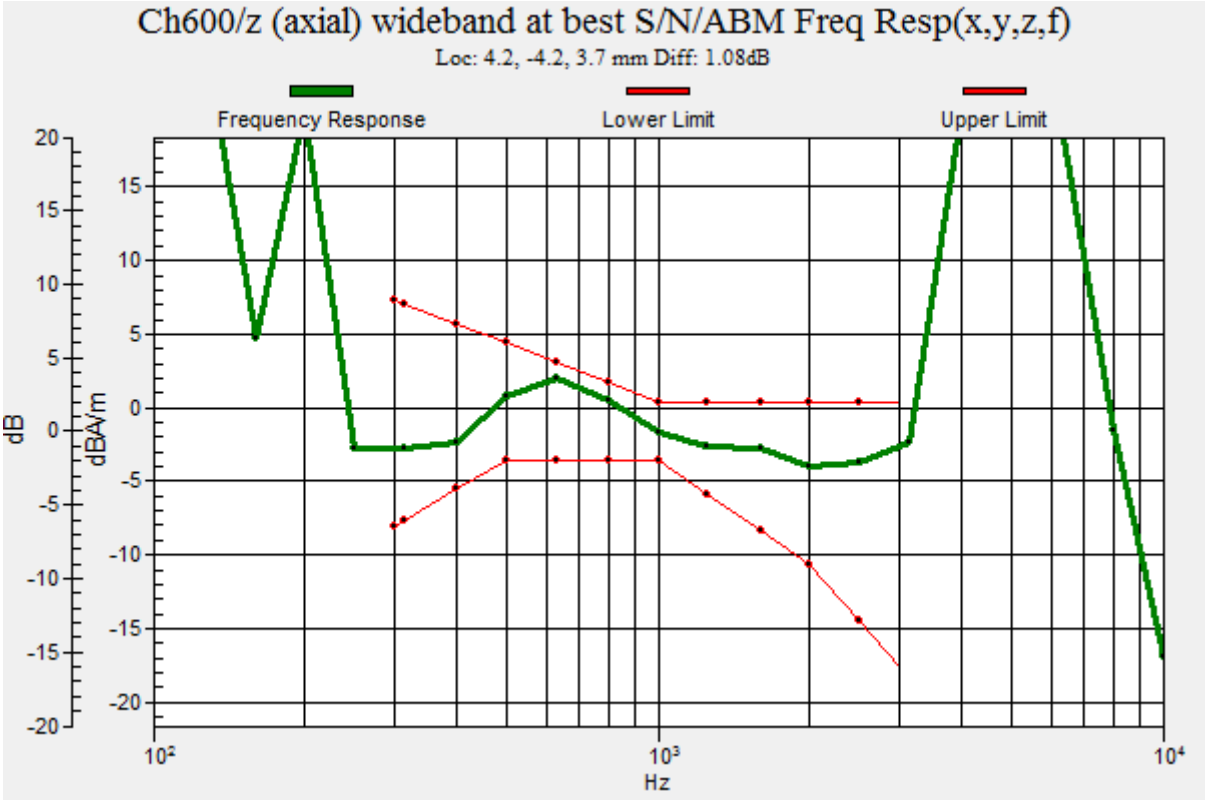
Ch600/z (axial) wideband at best S/N/ABM Freq Resp(x,y,z,f)
Loc: 4.2, -4.2, 3.7 mm Diff: 1.08dB
Frequency Response
Lower Limit
Upper Limit
dB
dBA/m
Hz

HAC_T-Coil_CDMA 2000_BC1_1xRTT, RC1 SO3, 1/8th Rate_Ch600_Y

Communication System: UID 10276 - CAB, CDMA2000 (1xRTT, RC1, 1/8 Rate); Frequency: 1880 MHz;Duty Cycle: 1:19.8153
Medium: Air Medium parameters used: $\sigma = 0$ S/m, $\varepsilon_r = 1$; $\rho = 0$ kg/m^3
Ambient Temperature：23.2 ℃

DASY5 Configuration:
- Probe: AM1DV2 - 1048; ; Calibrated: 2022.02.22
- Sensor-Surface: 0mm (Fix Surface)
- Electronics: DAE4 Sn480; Calibrated: 2021.06.22
- Phantom: HAC Test Arch with AMCC; Type: SD HAC P01 BA;
- Measurement SW: DASY52, Version 52.8 (8); SEMCAD X Version 14.6.10 (7331)

Ch600/y (transversal) 4.2mm 50 x 50/ABM SNR(x,y,z) (13x15x1): Measurement grid: dx=10mm, dy=10mm
ABM1/ABM2 = 34.96 dB
ABM1 comp = 0.30 dBA/m
BWC Factor = 0.02 dB
Location: 4.2, 15.8, 3.7 mm



0 dB = 55.98 = 34.96 dB

HAC_T-Coil_LTE Band 2_20MHz_QPSK_1RB_0offset_12.2Kbps_Ch18900_Z

Communication System: UID 10169 - CAB, LTE-FDD (SC-FDMA, 1 RB, 20 MHz, QPSK);
Frequency: 1880 MHz;Duty Cycle: 1:3.74111
Medium: Air Medium parameters used: $\sigma = 0$ S/m, $\varepsilon_r = 1$; $\rho = 0$ kg/m^3
Ambient Temperature：23.2 ℃

DASY5 Configuration:
- Probe: AM1DV2 - 1048; ; Calibrated: 2022.02.22
- Sensor-Surface: 0mm (Fix Surface)
- Electronics: DAE4 Sn480; Calibrated: 2021.06.22
- Phantom: HAC Test Arch with AMCC; Type: SD HAC P01 BA;
- Measurement SW: DASY52, Version 52.8 (8); SEMCAD X Version 14.6.10 (7331)

Ch18900/z (axial) 4.2mm 50 x 50/ABM SNR(x,y,z) (13x13x1): Measurement grid: dx=10mm, dy=10mm
ABM1/ABM2 = 33.98 dB
ABM1 comp = -9.23 dBA/m
BWC Factor = 0.01 dB
Location: -8.3, 0, 3.7 mm

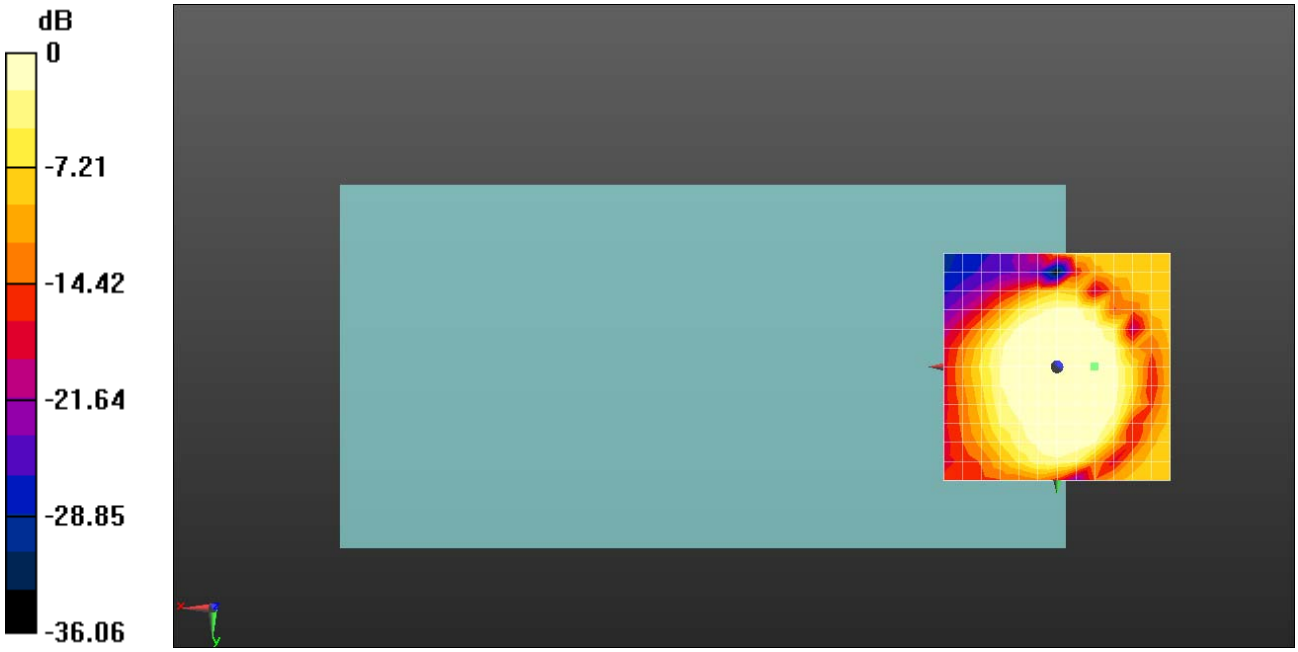

0 dB = 50.03 = 33.98 dB

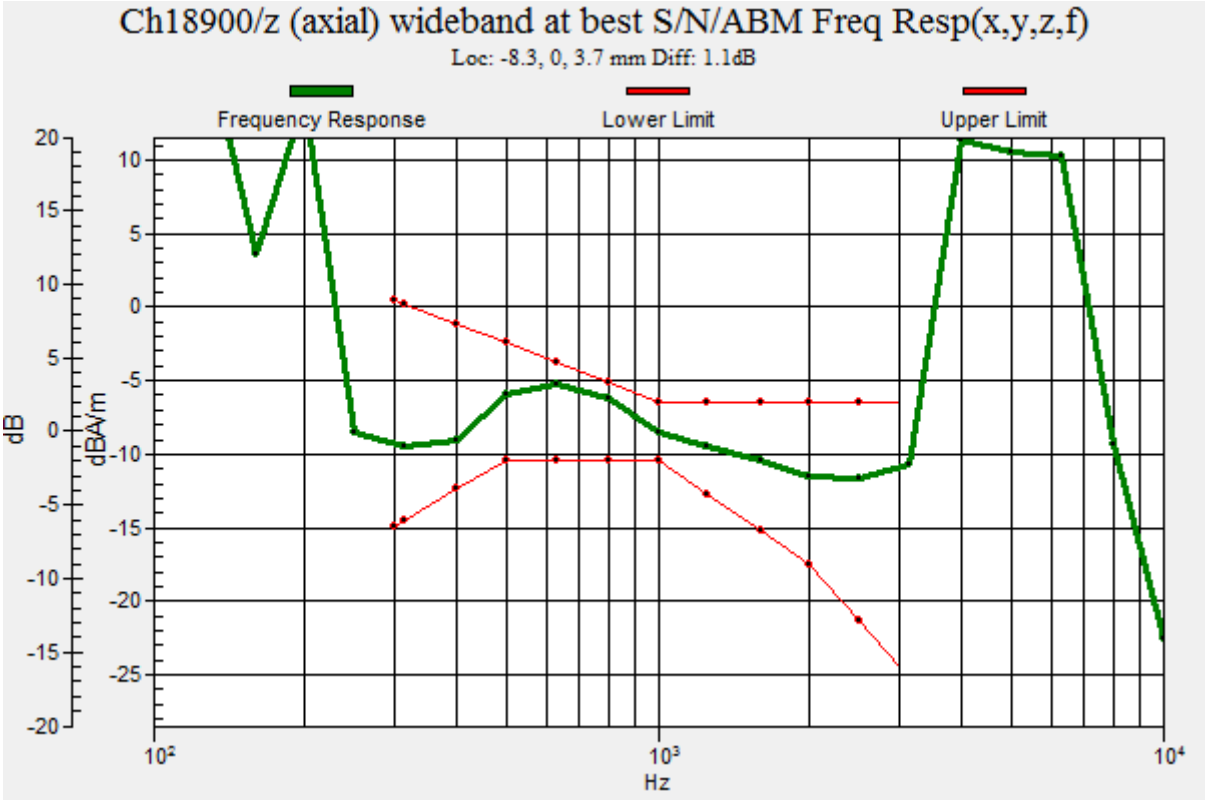
Ch18900/z (axial) wideband at best S/N/ABM Freq Resp(x,y,z,f)
Loc: -8.3, 0, 3.7 mm Diff: 1.1dB
Frequency Response
Lower Limit
Upper Limit
dB
dBA/m
Hz

HAC_T-Coil_LTE Band 2_20MHz_QPSK_1RB_0offset_AMR 12.2Kbps_Ch18900_Y

Communication System: UID 10169 - CAB, LTE-FDD (SC-FDMA, 1 RB, 20 MHz, QPSK);
Frequency: 1880 MHz;Duty Cycle: 1:3.74111
Medium: Air Medium parameters used: $\sigma = 0$ S/m, $\varepsilon_r = 1$; $\rho = 0$ kg/m^3
Ambient Temperature：23.2 ℃

DASY5 Configuration:
- Probe: AM1DV2 - 1048; ; Calibrated: 2021.02.22
- Sensor-Surface: 0mm (Fix Surface)
- Electronics: DAE4 Sn480; Calibrated: 2021.06.22
- Phantom: HAC Test Arch with AMCC; Type: SD HAC P01 BA;
- Measurement SW: DASY52, Version 52.8 (8); SEMCAD X Version 14.6.10 (7331)

Ch18900/y (transversal) 4.2mm 50 x 50/ABM SNR(x,y,z) (13x13x1): Measurement grid: dx=10mm, dy=10mm
ABM1/ABM2 = 35.84 dB
ABM1 comp = -11.25 dBA/m
BWC Factor = 6.93 dB
Location: 4.2, 12.5, 3.7 mm



0 dB = 61.96 = 35.84 dB

HAC_T-Coil_LTE Band 4_20MHz_QPSK_1RB_0offset_AMR 12.2Kbps_Ch20175_Z

Communication System: UID 10169 - CAB, LTE-FDD (SC-FDMA, 1 RB, 20 MHz, QPSK);
Frequency: 1732.5 MHz;Duty Cycle: 1:3.74111
Medium: Air Medium parameters used: $\sigma = 0$ S/m, $\varepsilon_r = 1$; $\rho = 0$ kg/m^3
Ambient Temperature：23.2 ℃

DASY5 Configuration:
- Probe: AM1DV2 - 1048; ; Calibrated: 2021.02.22
- Sensor-Surface: 0mm (Fix Surface)
- Electronics: DAE4 Sn480; Calibrated: 2021.06.22
- Phantom: HAC Test Arch with AMCC; Type: SD HAC P01 BA;
- Measurement SW: DASY52, Version 52.8 (8); SEMCAD X Version 14.6.10 (7331)

Ch20175/z (axial) 4.2mm 50 x 50/ABM SNR(x,y,z) (13x13x1): Measurement grid: dx=10mm, dy=10mm
ABM1/ABM2 = 39.02 dB
ABM1 comp = -10.92 dBA/m
BWC Factor = 7.08 dB
Location: 4.2, 0, 3.7 mm



0 dB = 89.30 = 39.02 dB

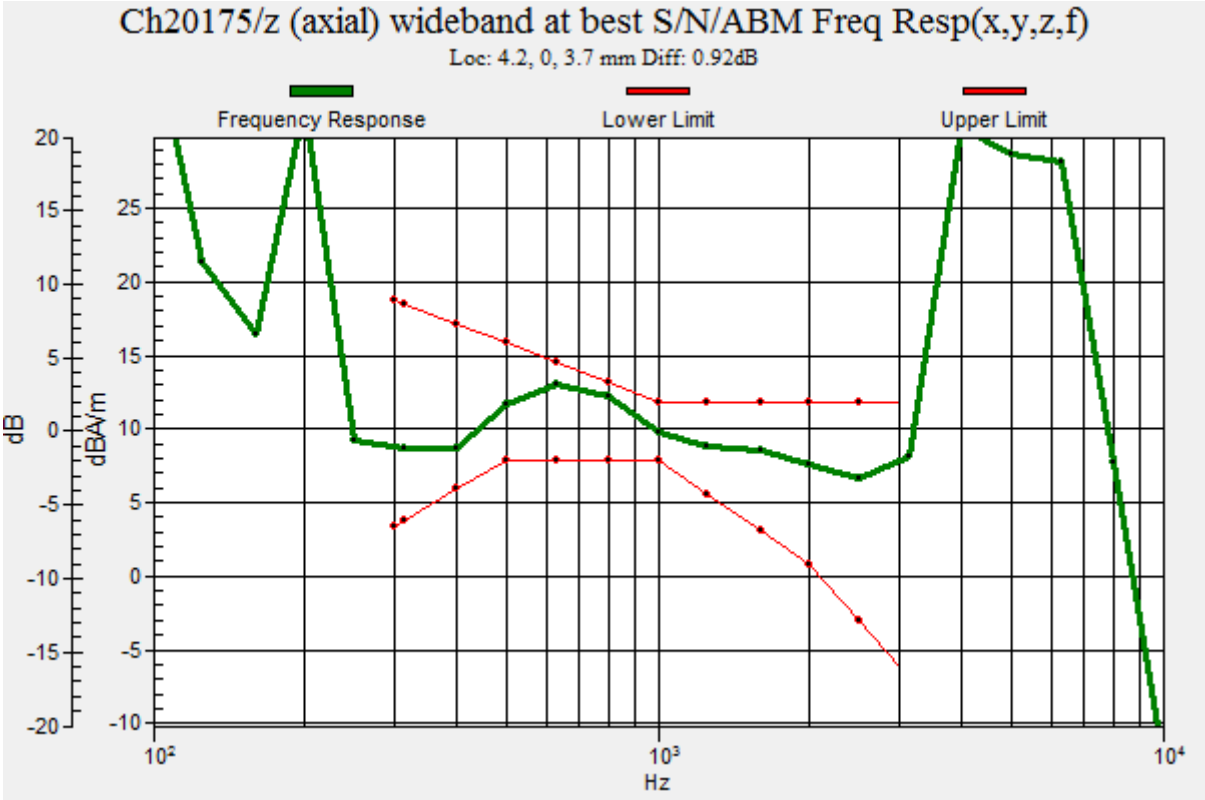
Ch20175/z (axial) wideband at best S/N/ABM Freq Resp(x,y,z,f)
Loc: 4.2, 0, 3.7 mm Diff: 0.92dB
Frequency Response
Lower Limit
Upper Limit
dB
dBA/m
Hz

HAC_T-Coil_LTE Band 4_20MHz_QPSK_1RB_0offset_AMR 12.2Kbps_Ch20175_Y

Communication System: UID 10169 - CAB, LTE-FDD (SC-FDMA, 1 RB, 20 MHz, QPSK);
Frequency: 1732.5 MHz;Duty Cycle: 1:3.74111
Medium: Air Medium parameters used: $\sigma = 0$ S/m, $\varepsilon_r = 1$; $\rho = 0$ kg/m^3
Ambient Temperature：23.2 ℃

DASY5 Configuration:
- Probe: AM1DV2 - 1048; ; Calibrated: 2021.02.22
- Sensor-Surface: 0mm (Fix Surface)
- Electronics: DAE4 Sn480; Calibrated: 2021.06.22
- Phantom: HAC Test Arch with AMCC; Type: SD HAC P01 BA;
- Measurement SW: DASY52, Version 52.8 (8); SEMCAD X Version 14.6.10 (7331)

Ch20175/y (transversal) 4.2mm 50 x 50/ABM SNR(x,y,z) (13x13x1): Measurement grid: dx=10mm, dy=10mm
ABM1/ABM2 = 36.63 dB
ABM1 comp = -11.23 dBA/m
BWC Factor = 7.08 dB
Location: 4.2, 12.5, 3.7 mm



0 dB = 67.88 = 36.63 dB

HAC_T-Coil_LTE Band 5_10MHz_QPSK_1RB_0offset_AMR 12.2Kbps_Ch20525_Z

Communication System: UID 10175 - CAB, LTE-FDD (SC-FDMA, 1 RB, 10 MHz, QPSK);
Frequency: 836.5 MHz;Duty Cycle: 1:3.7325
Medium: Air Medium parameters used: $\sigma = 0$ S/m, $\varepsilon_r = 1$; $\rho = 0$ kg/m^3
Ambient Temperature：23.2 ℃

DASY5 Configuration:
- Probe: AM1DV2 - 1048; ; Calibrated: 2021.02.22
- Sensor-Surface: 0mm (Fix Surface)
- Electronics: DAE4 Sn480; Calibrated: 2021.06.22
- Phantom: HAC Test Arch with AMCC; Type: SD HAC P01 BA;
- Measurement SW: DASY52, Version 52.8 (8); SEMCAD X Version 14.6.10 (7331)

Ch20525/z (axial) 4.2mm 50 x 50/ABM SNR(x,y,z) (13x13x1): Measurement grid: dx=10mm, dy=10mm
ABM1/ABM2 = 37.26 dB
ABM1 comp = -9.88 dBA/m
BWC Factor = 0.02 dB
Location: -4.2, 4.2, 3.7 mm

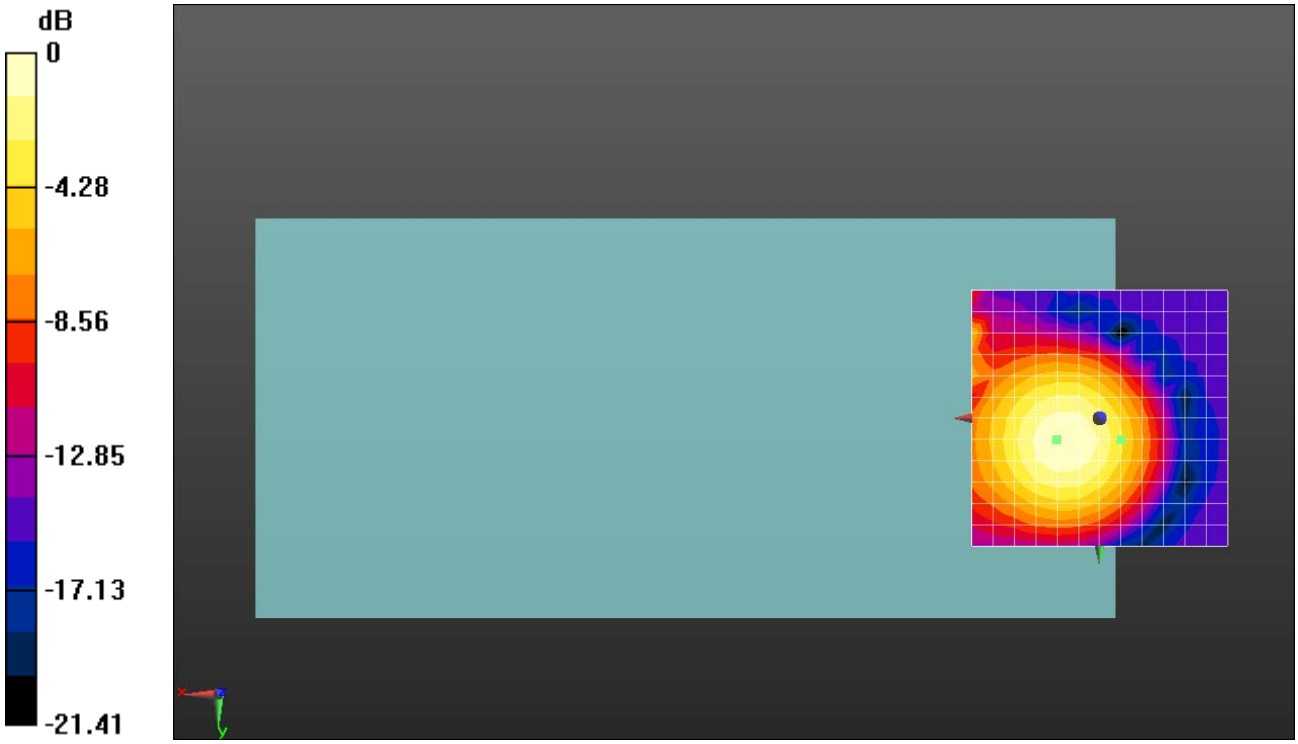

0 dB = 72.95 = 37.26 dB

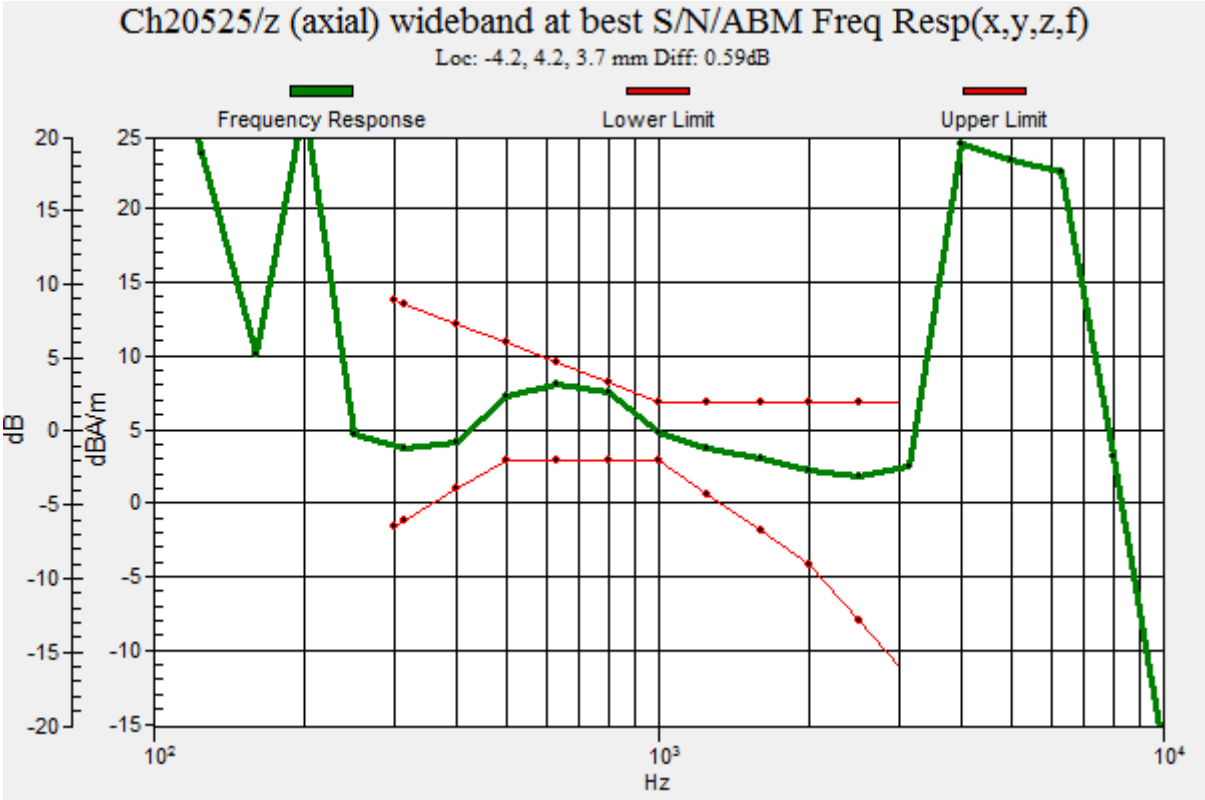
Ch20525/z (axial) wideband at best S/N/ABM Freq Resp(x,y,z,f)
Loc: -4.2, 4.2, 3.7 mm Diff: 0.59dB
Frequency Response
Lower Limit
Upper Limit
dB
dBA/m
Hz

HAC_T-Coil_LTE Band 5_10MHz_QPSK_1RB_0offset_AMR 12.2Kbps_Ch20525_Y

Communication System: UID 10175 - CAB, LTE-FDD (SC-FDMA, 1 RB, 10 MHz, QPSK);
Frequency: 836.5 MHz;Duty Cycle: 1:3.7325
Medium: Air Medium parameters used: $\sigma = 0$ S/m, $\varepsilon_r = 1$; $\rho = 0$ kg/m^3
Ambient Temperature：23.2 ℃

DASY5 Configuration:
- Probe: AM1DV2 - 1048; ; Calibrated: 2021.02.22
- Sensor-Surface: 0mm (Fix Surface)
- Electronics: DAE4 Sn480; Calibrated: 2021.06.22
- Phantom: HAC Test Arch with AMCC; Type: SD HAC P01 BA;
- Measurement SW: DASY52, Version 52.8 (8); SEMCAD X Version 14.6.10 (7331)

Ch20525/y (transversal) 4.2mm 50 x 50/ABM SNR(x,y,z) (13x13x1): Measurement grid: dx=10mm, dy=10mm
ABM1/ABM2 = 36.94 dB
ABM1 comp = -10.52 dBA/m
BWC Factor = 0.02 dB
Location: 8.3, 8.3, 3.7 mm

0 dB = 70.31 = 36.94 dB

HAC_T-Coil_LTE Band 7_20MHz_QPSK_1RB_0offset_AMR 12.2Kbps_Ch21100_Z

Communication System: UID 10169 - CAB, LTE-FDD (SC-FDMA, 1 RB, 20 MHz, QPSK);
Frequency: 2535 MHz;Duty Cycle: 1:3.74111
Medium: Air Medium parameters used: $\sigma = 0$ S/m, $\varepsilon_r = 1$; $\rho = 0$ kg/m^3
Ambient Temperature：23.2 ℃

DASY5 Configuration:
- Probe: AM1DV2 - 1048; ; Calibrated: 2022.02.22
- Sensor-Surface: 0mm (Fix Surface)
- Electronics: DAE4 Sn480; Calibrated: 2021.06.22
- Phantom: HAC Test Arch with AMCC; Type: SD HAC P01 BA;
- Measurement SW: DASY52, Version 52.8 (8); SEMCAD X Version 14.6.10 (7331)

Ch21100/z (axial) 4.2mm 50 x 50/ABM SNR(x,y,z) (13x13x1): Measurement grid: dx=10mm, dy=10mm
ABM1/ABM2 = 27.02 dB
ABM1 comp = -8.04 dBA/m
BWC Factor = 9.14 dB
Location: -4.2, 8.3, 3.7 mm

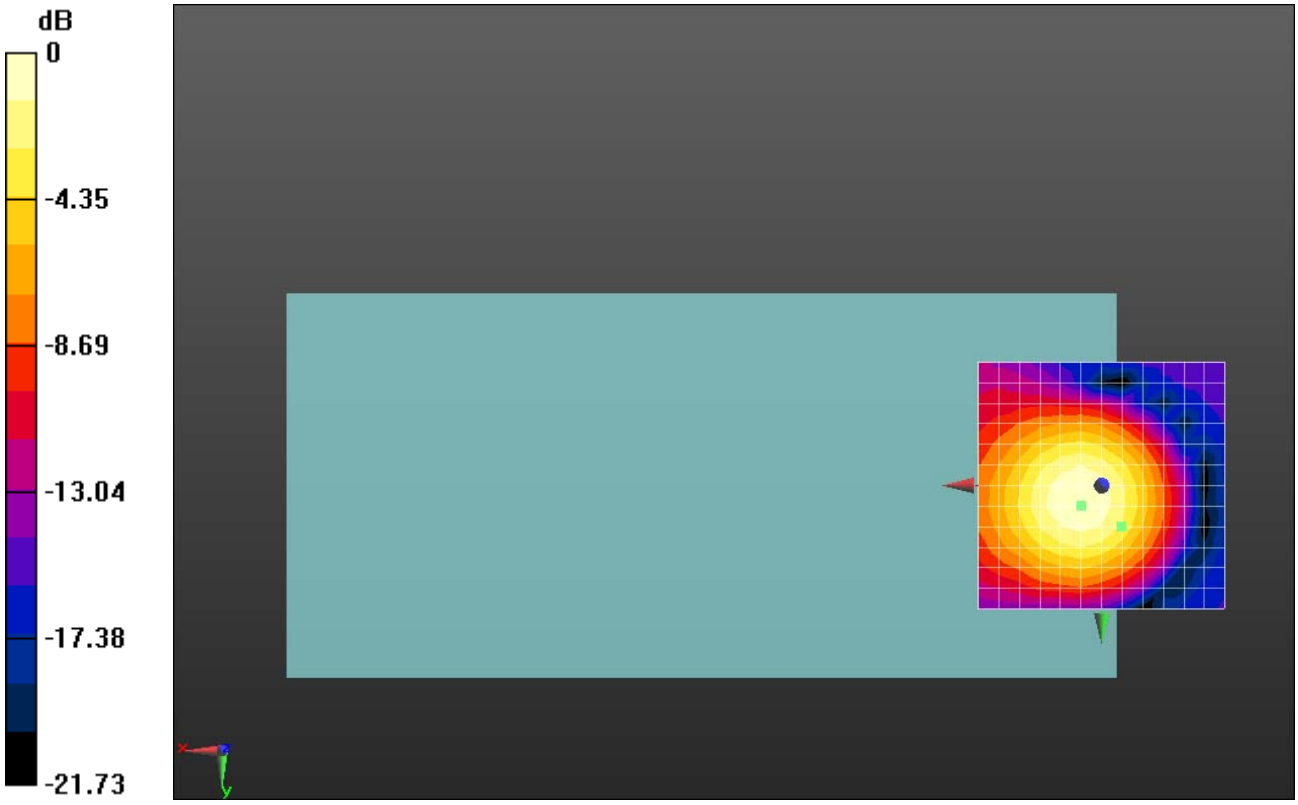

0 dB = 22.43 = 27.02 dB

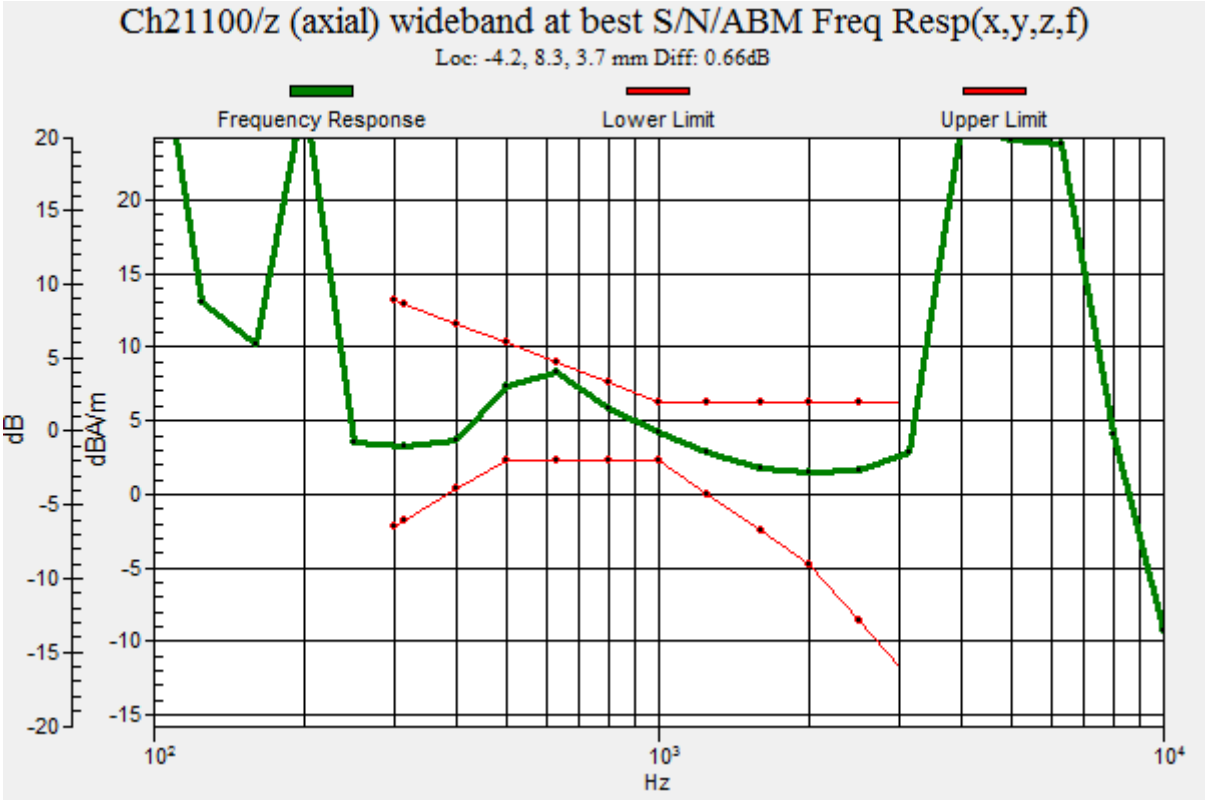
Ch21100/z (axial) wideband at best S/N/ABM Freq Resp(x,y,z,f)
Loc: -4.2, 8.3, 3.7 mm Diff: 0.66dB
Frequency Response
Lower Limit
Upper Limit
dB
dBA/m
Hz

HAC_T-Coil_LTE Band 7_20MHz_QPSK_1RB_0offset_AMR 12.2Kbps_Ch21100_Y

Communication System: UID 10169 - CAB, LTE-FDD (SC-FDMA, 1 RB, 20 MHz, QPSK);
Frequency: 2535 MHz;Duty Cycle: 1:3.74111
Medium: Air Medium parameters used: $\sigma = 0$ S/m, $\varepsilon_r = 1$; $\rho = 0$ kg/m^3
Ambient Temperature：23.2 ℃

DASY5 Configuration:
- Probe: AM1DV2 - 1048; ; Calibrated: 2021.02.22
- Sensor-Surface: 0mm (Fix Surface)
- Electronics: DAE4 Sn480; Calibrated: 2021.06.22
- Phantom: HAC Test Arch with AMCC; Type: SD HAC P01 BA;
- Measurement SW: DASY52, Version 52.8 (8); SEMCAD X Version 14.6.10 (7331)

Ch21100/y (transversal) 4.2mm 50 x 50/ABM SNR(x,y,z) (13x13x1): Measurement grid: dx=10mm, dy=10mm
ABM1/ABM2 = 26.71 dB
ABM1 comp = -10.43 dBA/m
BWC Factor = 9.14 dB
Location: -8.3, -4.2, 3.7 mm

0 dB = 21.64 = 26.71 dB

HAC_T-Coil_LTE Band 12_10MHz_QPSK_1RB_0offset_AMR 12.2Kbps_Ch23095_Z

Communication System: UID 10175 - CAB, LTE-FDD (SC-FDMA, 1 RB, 10 MHz, QPSK);
Frequency: 707.5 MHz;Duty Cycle: 1:3.7325
Medium: Air Medium parameters used: $\sigma = 0$ S/m, $\varepsilon_r = 1$; $\rho = 0$ kg/m^3
Ambient Temperature：23.2 ℃

DASY5 Configuration:
- Probe: AM1DV2 - 1048; ; Calibrated: 2022.02.22
- Sensor-Surface: 0mm (Fix Surface)
- Electronics: DAE4 Sn480; Calibrated: 2021.06.22
- Phantom: HAC Test Arch with AMCC; Type: SD HAC P01 BA;
- Measurement SW: DASY52, Version 52.8 (8); SEMCAD X Version 14.6.10 (7331)

Ch23095/z (axial) 4.2mm 50 x 50/ABM SNR(x,y,z) (13x13x1): Measurement grid: dx=10mm, dy=10mm
ABM1/ABM2 = 37.17 dB
ABM1 comp = -12.32 dBA/m
BWC Factor = 0.01 dB
Location: -4.2, 0, 3.7 mm

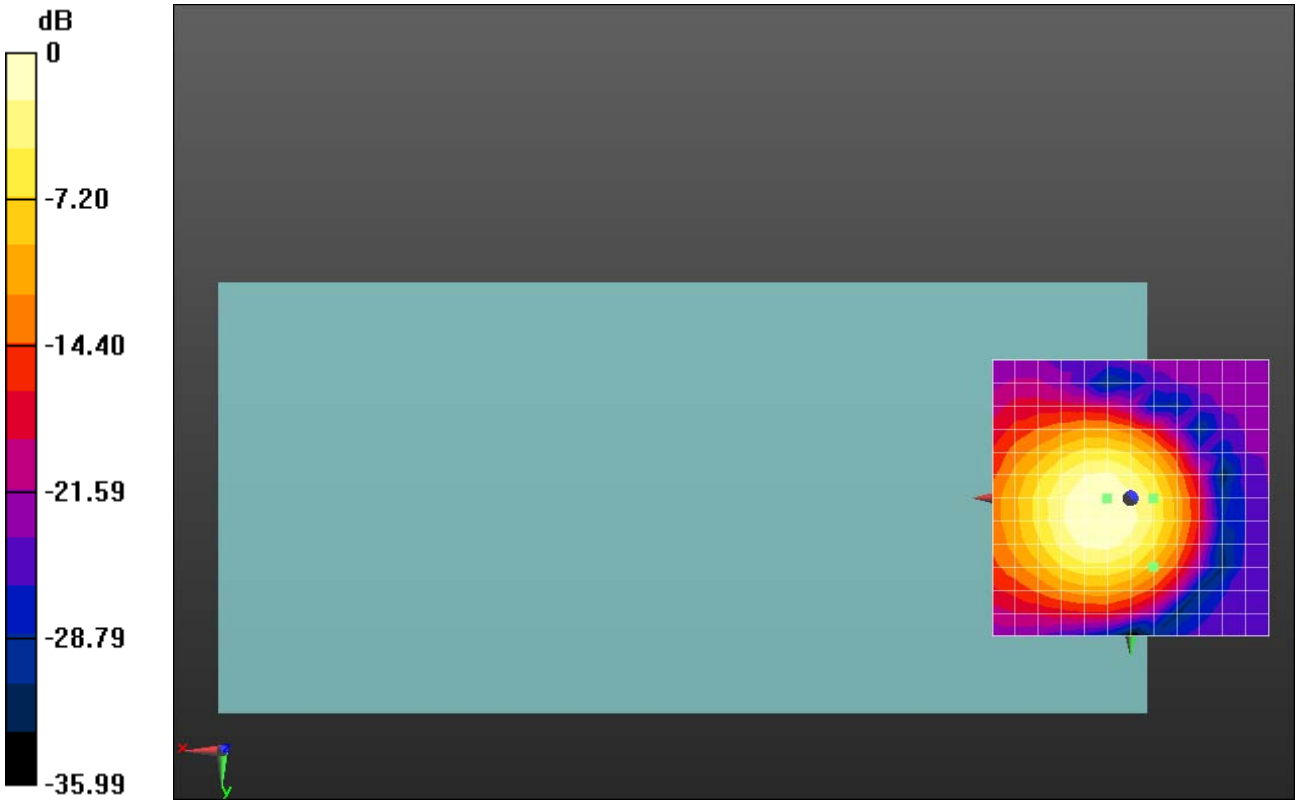

0 dB = 72.16 = 37.17 dB

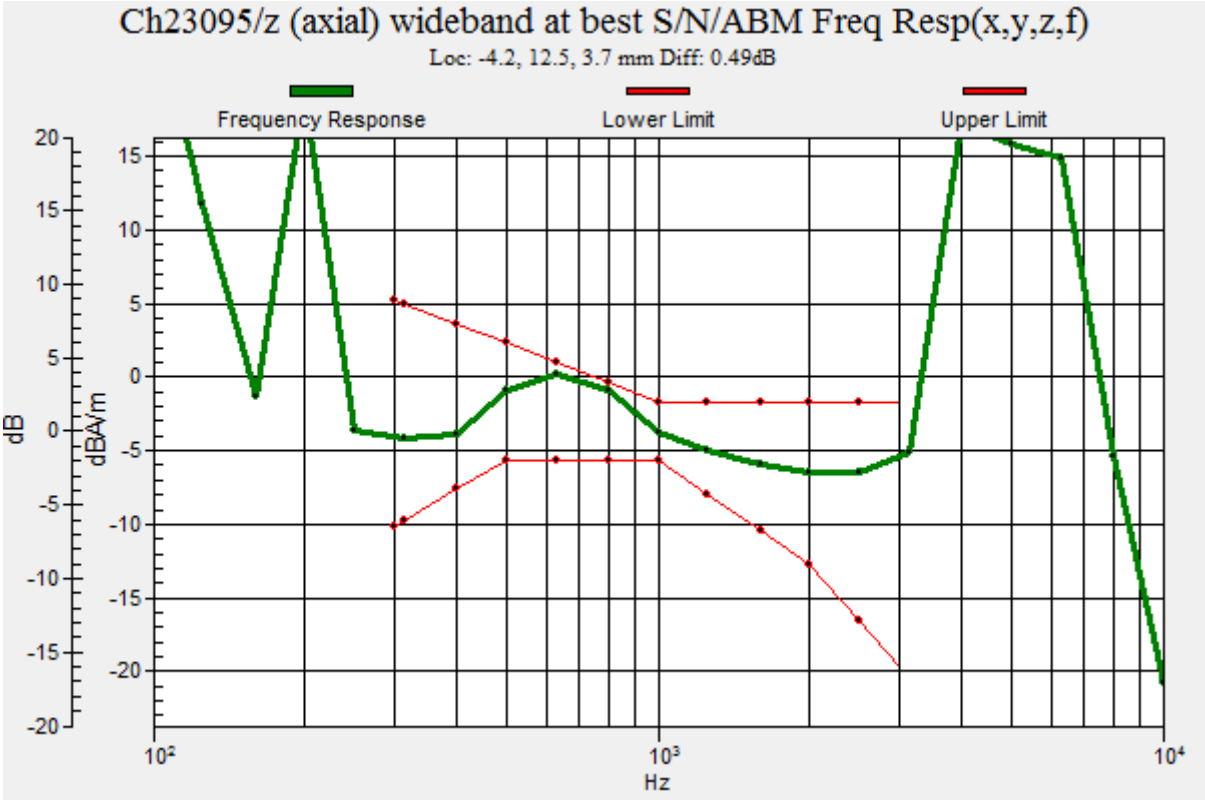
Ch23095/z (axial) wideband at best S/N/ABM Freq Resp(x,y,z,f)
Loc: -4.2, 12.5, 3.7 mm Diff: 0.49dB
Frequency Response
Lower Limit
Upper Limit
dB
dBA/m
Hz

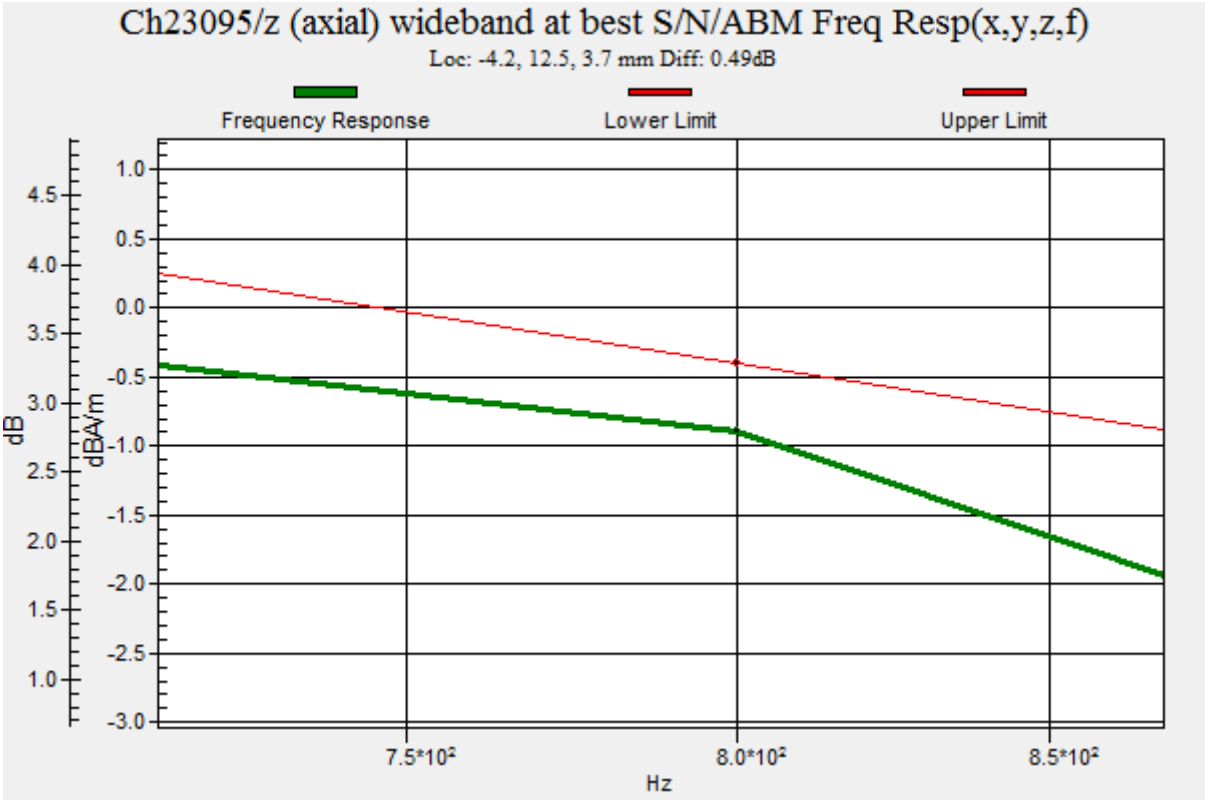
Ch23095/z (axial) wideband at best S/N/ABM Freq Resp(x,y,z,f)
Loc: -4.2, 12.5, 3.7 mm Diff: 0.49dB
Frequency Response
Lower Limit
Upper Limit
dB
dBA/m
Hz

HAC_T-Coil_LTE Band 12_10MHz_QPSK_1RB_0offset_AMR 12.2Kbps_Ch23095_Y

Communication System: UID 10175 - CAB, LTE-FDD (SC-FDMA, 1 RB, 10 MHz, QPSK);
Frequency: 707.5 MHz;Duty Cycle: 1:3.7325
Medium: Air Medium parameters used: $\sigma = 0$ S/m, $\varepsilon_r = 1$; $\rho = 0$ kg/m^3
Ambient Temperature：23.2 ℃; Liquid Temperature：22.1 ℃

DASY5 Configuration:
- Probe: AM1DV2 - 1048; ; Calibrated: 2021.02.22
- Sensor-Surface: 0mm (Fix Surface)
- Electronics: DAE4 Sn480; Calibrated: 2021.06.22
- Phantom: HAC Test Arch with AMCC; Type: SD HAC P01 BA;
- Measurement SW: DASY52, Version 52.8 (8); SEMCAD X Version 14.6.10 (7331)

Ch23095/y (transversal) 4.2mm 50 x 50/ABM SNR(x,y,z) (13x13x1): Measurement grid: dx=10mm, dy=10mm
ABM1/ABM2 = 36.35 dB
ABM1 comp = -11.91 dBA/m
BWC Factor = 0.01 dB
Location: 4.2, 12.5, 3.7 mm

0 dB = 65.69 = 36.35 dB

HAC_T-Coil_LTE Band 17_10MHz_QPSK_1RB_0offset_AMR 12.2Kbps_Ch23790_Z

Communication System: UID 10175 - CAB, LTE-FDD (SC-FDMA, 1 RB, 10 MHz, QPSK);
Frequency: 710 MHz;Duty Cycle: 1:3.7325
Medium: Air Medium parameters used: $\sigma = 0$ S/m, $\varepsilon_r = 1$; $\rho = 0$ kg/m^3
Ambient Temperature：23.2 ℃

DASY5 Configuration:
- Probe: AM1DV2 - 1048; ; Calibrated: 2019.12.10
- Sensor-Surface: 0mm (Fix Surface)
- Electronics: DAE4 Sn480; Calibrated: 2021.06.22
- Phantom: HAC Test Arch with AMCC; Type: SD HAC P01 BA;
- Measurement SW: DASY52, Version 52.8 (8); SEMCAD X Version 14.6.10 (7331)

Ch23790/z (axial) 4.2mm 50 x 50/ABM SNR(x,y,z) (13x13x1): Measurement grid: dx=10mm, dy=10mm
ABM1/ABM2 = 36.95 dB
ABM1 comp = -8.59 dBA/m
BWC Factor = 0.01 dB
Location: 0, 8.3, 3.7 mm

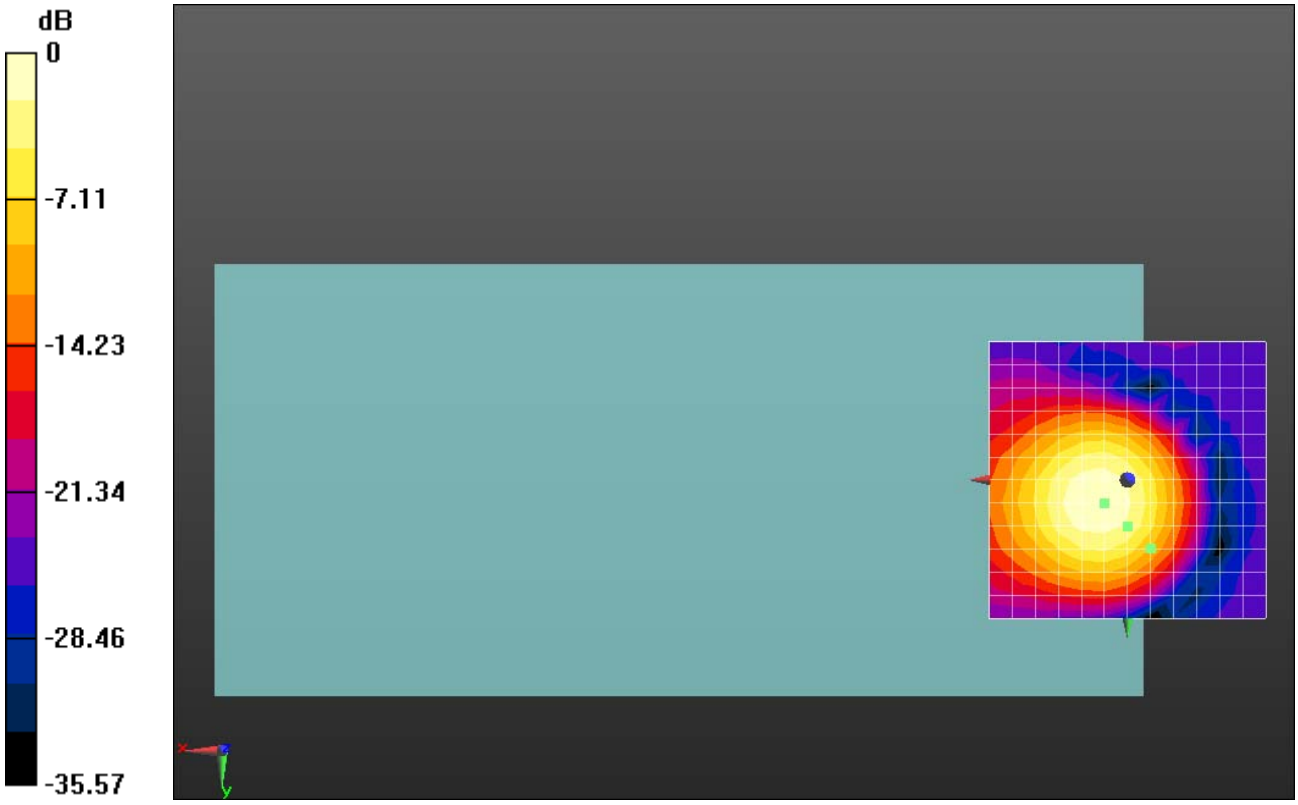

0 dB = 70.41 = 36.95 dB

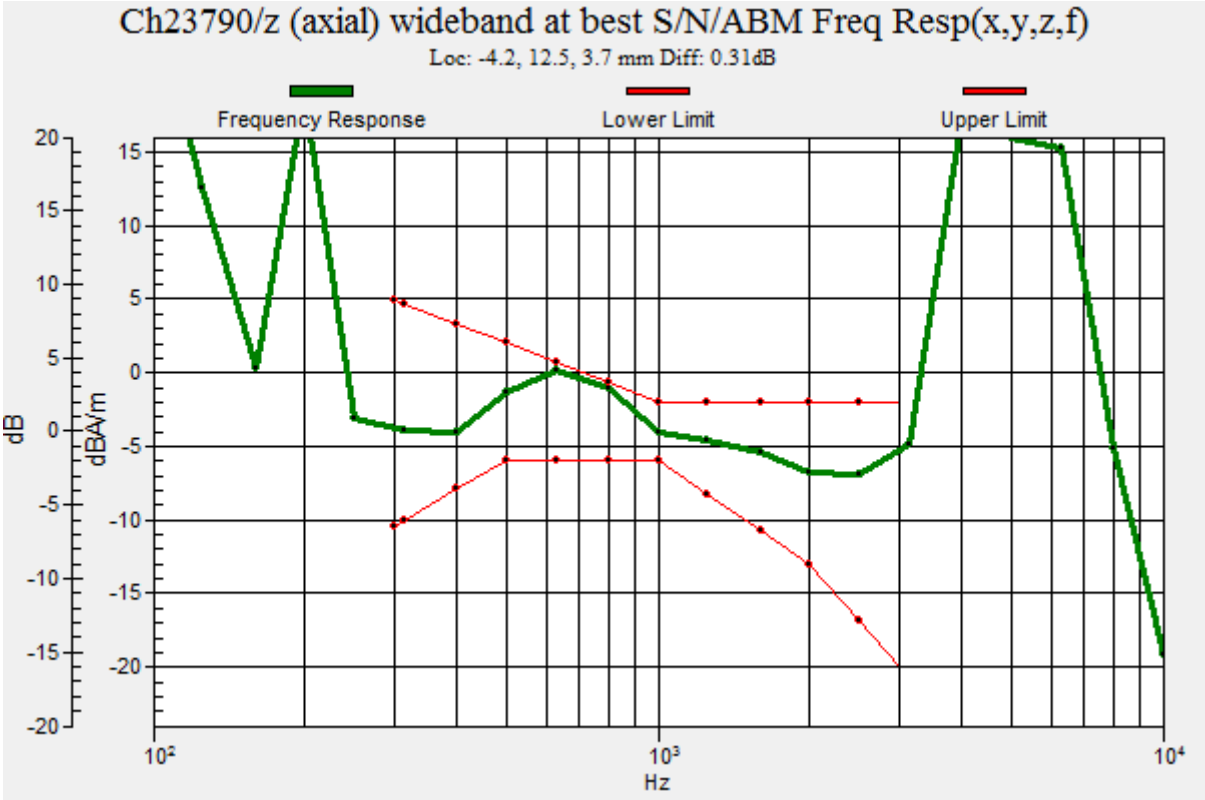
Ch23790/z (axial) wideband at best S/N/ABM Freq Resp(x,y,z,f)
Loc: -4.2, 12.5, 3.7 mm Diff: 0.31dB
Frequency Response
Lower Limit
Upper Limit
dB
dBA/m
Hz

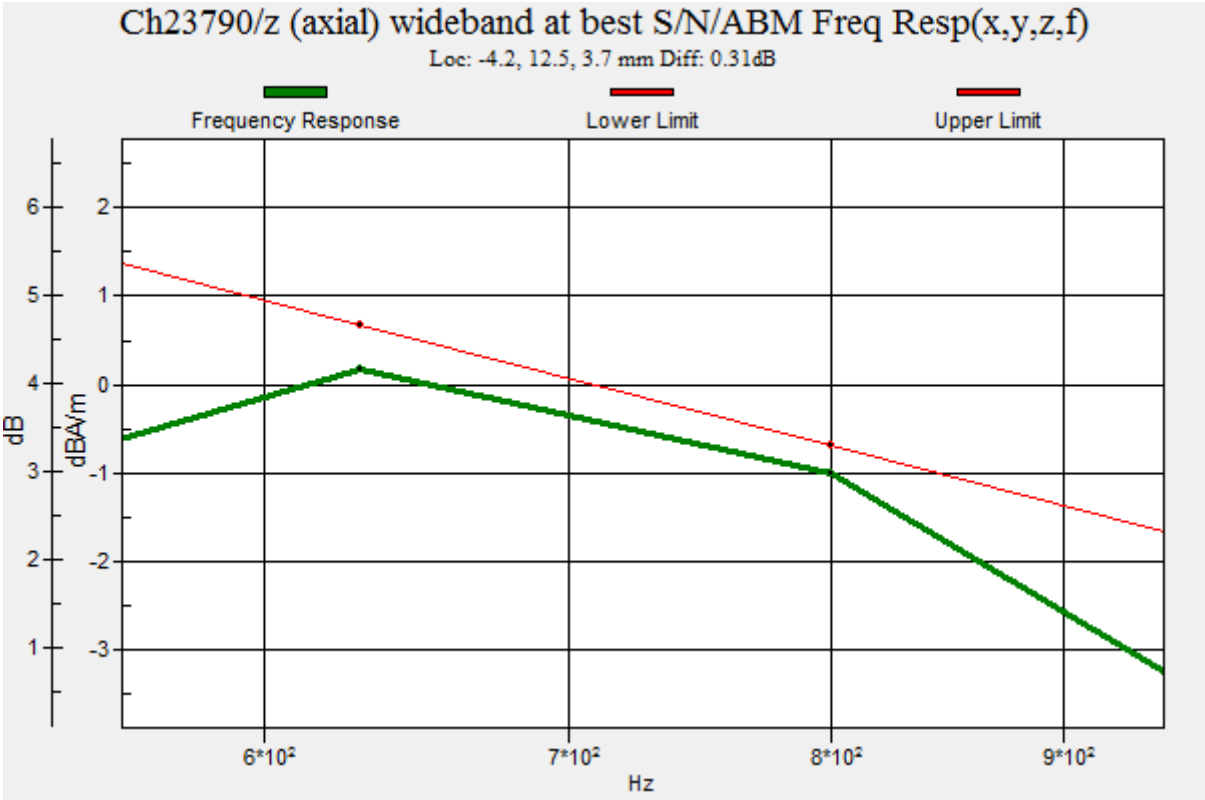
Ch23790/z (axial) wideband at best S/N/ABM Freq Resp(x,y,z,f)
Loc: -4.2, 12.5, 3.7 mm Diff: 0.31dB
Frequency Response
Lower Limit
Upper Limit
dB
dBA/m
Hz

HAC_T-Coil_LTE Band 17_10MHz_QPSK_1RB_0offset_AMR 12.2Kbps_Ch23790_Y

Communication System: UID 10175 - CAB, LTE-FDD (SC-FDMA, 1 RB, 10 MHz, QPSK);
Frequency: 710 MHz;Duty Cycle: 1:3.7325
Medium: Air Medium parameters used: $\sigma = 0$ S/m, $\varepsilon_r = 1$; $\rho = 0$ kg/m^3
Ambient Temperature：23.2 ℃

DASY5 Configuration:
- Probe: AM1DV2 - 1048; ; Calibrated: 2021.02.22
- Sensor-Surface: 0mm (Fix Surface)
- Electronics: DAE4 Sn480; Calibrated: 2021.06.22
- Phantom: HAC Test Arch with AMCC; Type: SD HAC P01 BA;
- Measurement SW: DASY52, Version 52.8 (8); SEMCAD X Version 14.6.10 (7331)

Ch23790/y (transversal) 4.2mm 50 x 50/ABM SNR(x,y,z) (13x13x1): Measurement grid: dx=10mm, dy=10mm
ABM1/ABM2 = 36.08 dB
ABM1 comp = -12.86 dBA/m
BWC Factor = 0.01 dB
Location: 4.2, 16.7, 3.7 mm

0 dB = 63.65 = 36.08 dB

HAC_T-Coil_LTE Band 18_10MHz_QPSK_1RB_0offset_AMR 12.2Kbps_Ch23925_Z

Communication System: UID 10175 - CAB, LTE-FDD (SC-FDMA, 1 RB, 10 MHz, QPSK);
Frequency: 822.5 MHz;Duty Cycle: 1:3.7325
Medium: Air Medium parameters used: $\sigma = 0$ S/m, $\varepsilon_r = 1$; $\rho = 0$ kg/m^3
Ambient Temperature：23.2 ℃

DASY5 Configuration:
- Probe: AM1DV2 - 1048; ; Calibrated: 2019.12.10
- Sensor-Surface: 0mm (Fix Surface)
- Electronics: DAE4 Sn480; Calibrated: 2021.06.22
- Phantom: HAC Test Arch with AMCC; Type: SD HAC P01 BA;
- Measurement SW: DASY52, Version 52.8 (8); SEMCAD X Version 14.6.10 (7331)

Ch23925/z (axial) 4.2mm 50 x 50/ABM SNR(x,y,z) (13x13x1): Measurement grid: dx=10mm, dy=10mm
ABM1/ABM2 = 37.10 dB
ABM1 comp = -10.22 dBA/m
BWC Factor = 0.01 dB
Location: 0, -4.2, 3.7 mm

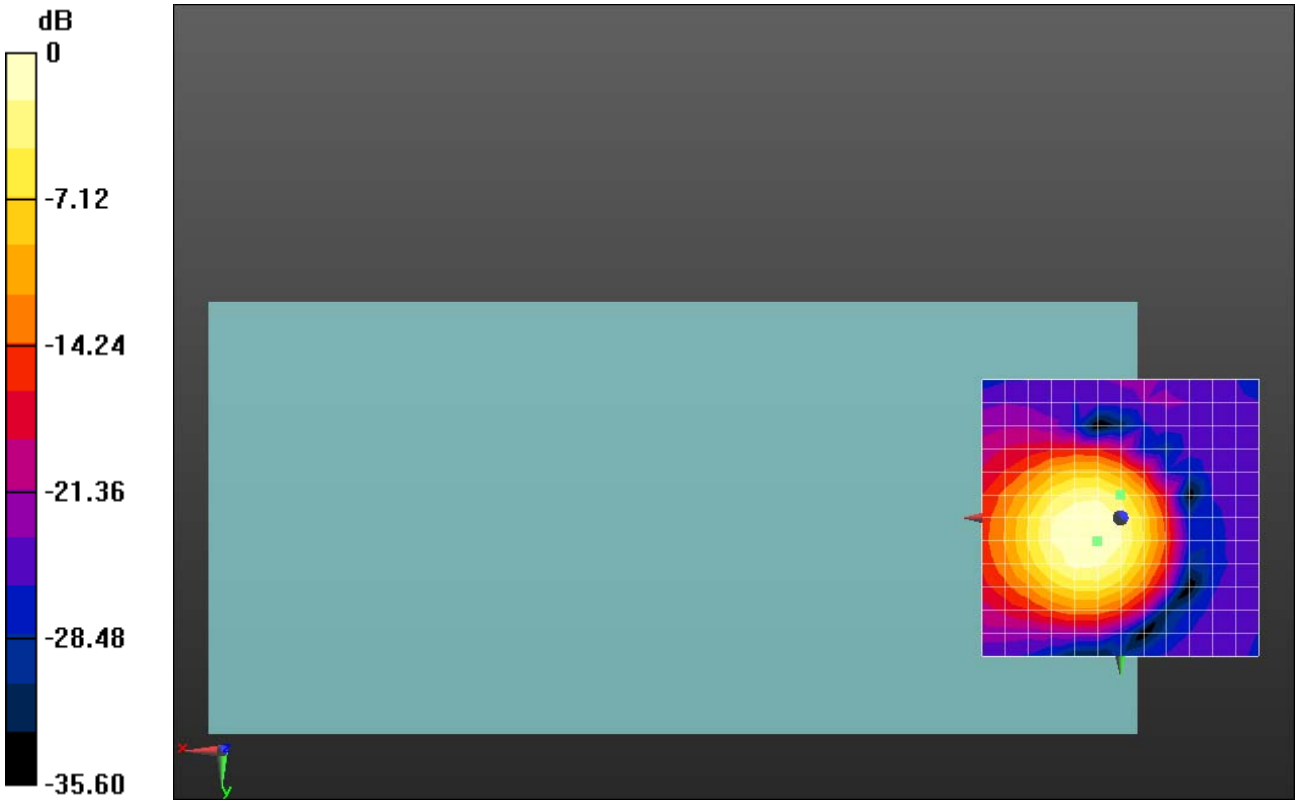

0 dB = 71.59 = 37.10 dB

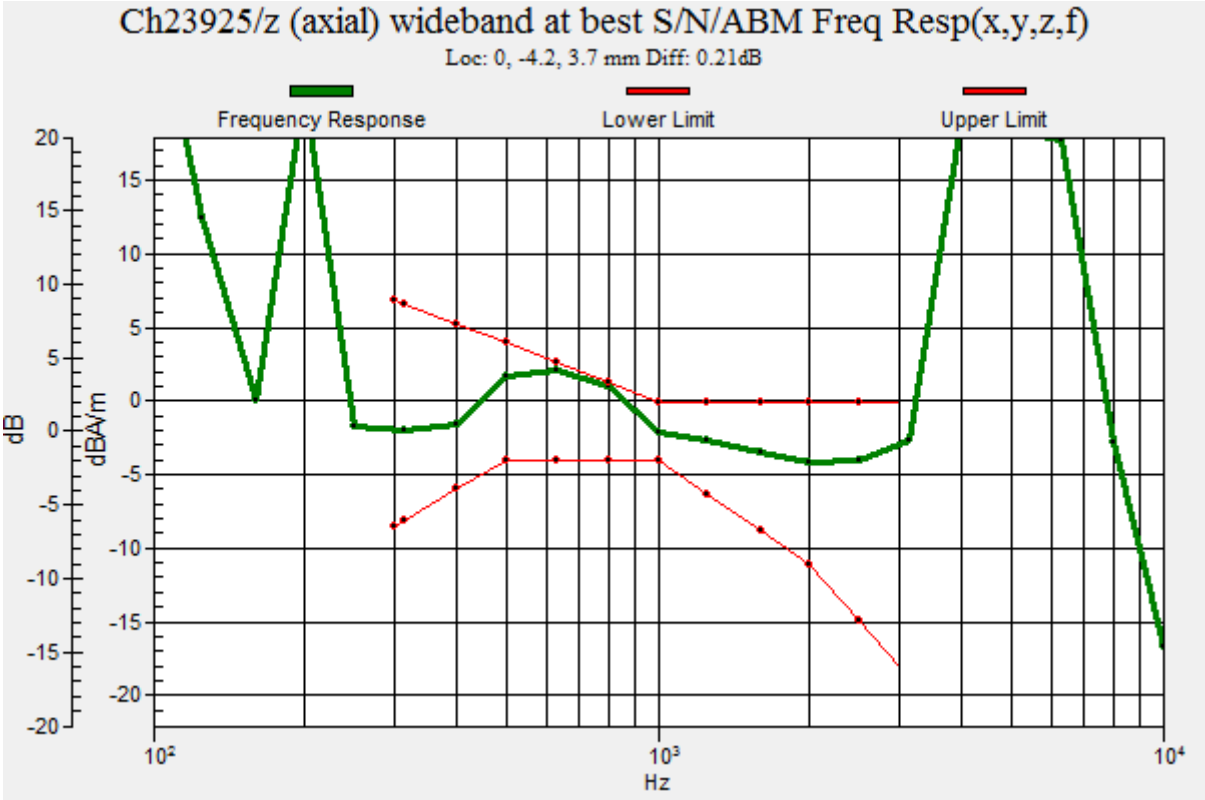
Ch23925/z (axial) wideband at best S/N/ABM Freq Resp(x,y,z,f)
Loc: 0, -4.2, 3.7 mm Diff: 0.21dB
Frequency Response
Lower Limit
Upper Limit
dB
dBA/m
Hz

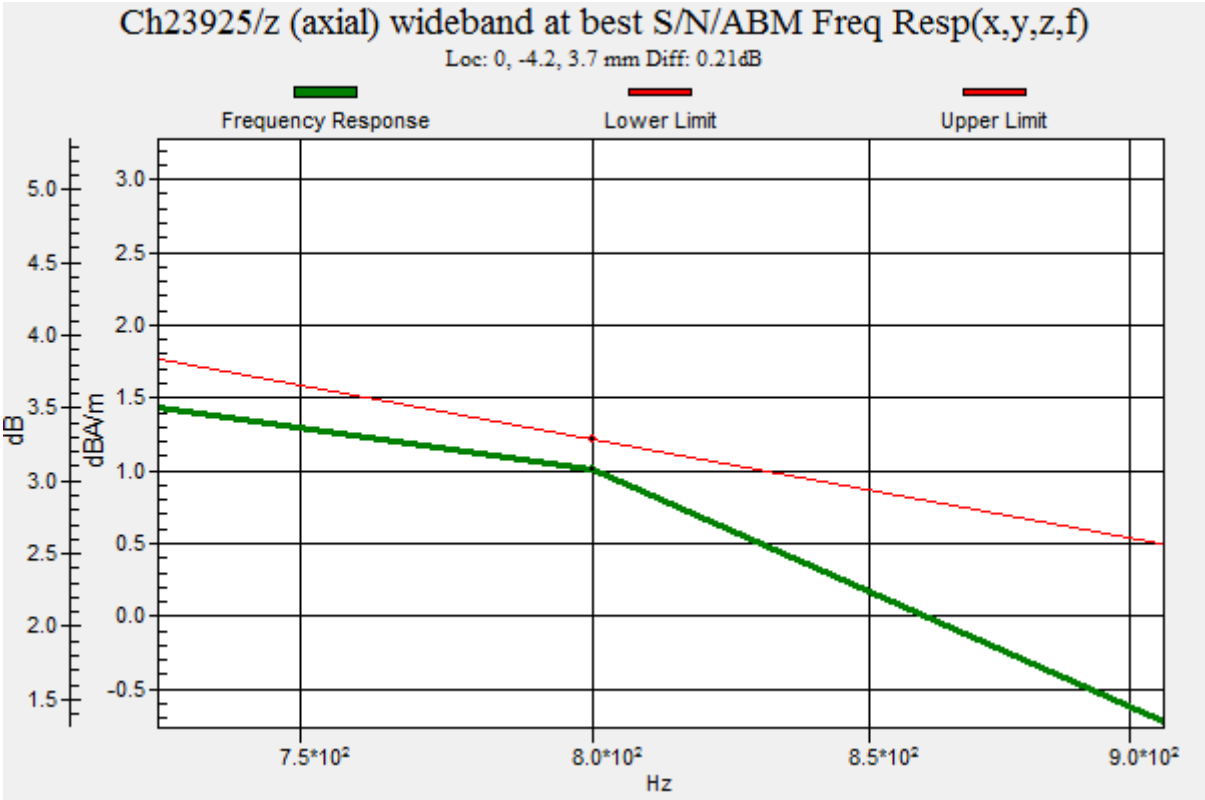
Ch23925/z (axial) wideband at best S/N/ABM Freq Resp(x,y,z,f)
Loc: 0, -4.2, 3.7 mm Diff: 0.21dB
Frequency Response
Lower Limit
Upper Limit
dB
dBA/m
Hz

HAC_T-Coil_LTE Band 18_10MHz_QPSK_1RB_0offset_AMR 12.2Kbps_Ch23925_Y

Communication System: UID 10175 - CAB, LTE-FDD (SC-FDMA, 1 RB, 10 MHz, QPSK);
Frequency: 822.5 MHz;Duty Cycle: 1:3.7325
Medium: Air Medium parameters used: $\sigma = 0$ S/m, $\varepsilon_r = 1$; $\rho = 0$ kg/m^3
Ambient Temperature：23.2 ℃

DASY5 Configuration:
- Probe: AM1DV2 - 1048; ; Calibrated: 2021.02.22
- Sensor-Surface: 0mm (Fix Surface)
- Electronics: DAE4 Sn480; Calibrated: 2021.06.22
- Phantom: HAC Test Arch with AMCC; Type: SD HAC P01 BA;
- Measurement SW: DASY52, Version 52.8 (8); SEMCAD X Version 14.6.10 (7331)

Ch23925/y (transversal) 4.2mm 50 x 50/ABM SNR(x,y,z) (13x13x1): Measurement grid: dx=10mm, dy=10mm
ABM1/ABM2 = 36.94 dB
ABM1 comp = -10.43 dBA/m
BWC Factor = 0.01 dB
Location: 4.2, 8.3, 3.7 mm



0 dB = 70.29 = 36.94 dB

HAC_T-Coil_LTE Band 19_10MHz_QPSK_1RB_0offset_AMR 12.2Kbps_Ch24075_Z

Communication System: UID 10175 - CAB, LTE-FDD (SC-FDMA, 1 RB, 10 MHz, QPSK);
Frequency: 837.5 MHz;Duty Cycle: 1:3.7325
Medium: Air Medium parameters used: $\sigma = 0$ S/m, $\varepsilon_r = 1$; $\rho = 0$ kg/m^3
Ambient Temperature：23.2 ℃

DASY5 Configuration:
- Probe: AM1DV2 - 1048; ; Calibrated: 2019.12.10
- Sensor-Surface: 0mm (Fix Surface)
- Electronics: DAE4 Sn480; Calibrated: 2021.06.22
- Phantom: HAC Test Arch with AMCC; Type: SD HAC P01 BA;
- Measurement SW: DASY52, Version 52.8 (8); SEMCAD X Version 14.6.10 (7331)

Ch24075/z (axial) 4.2mm 50 x 50/ABM SNR(x,y,z) (13x13x1): Measurement grid: dx=10mm, dy=10mm
ABM1/ABM2 = 37.11 dB
ABM1 comp = -9.95 dBA/m
BWC Factor = 0.02 dB
Location: 0, -4.2, 3.7 mm

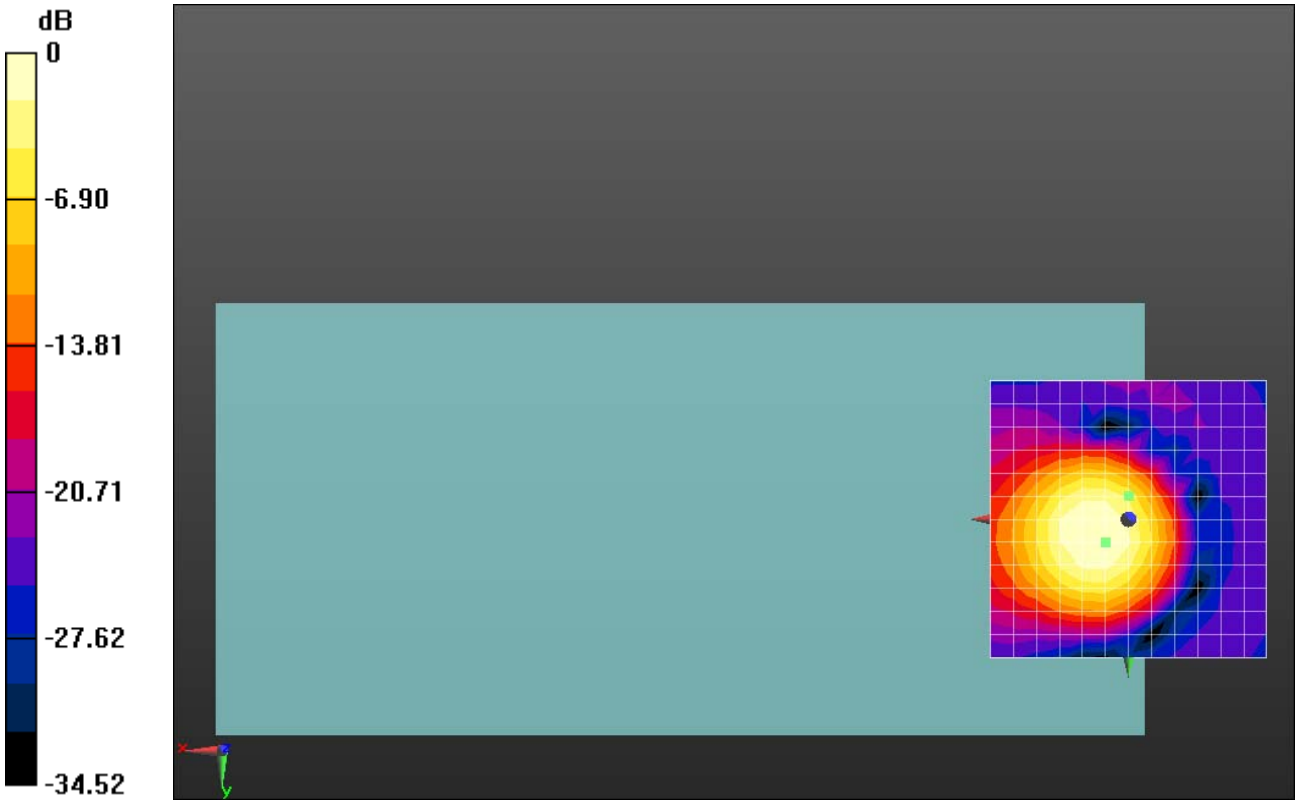

0 dB = 71.69 = 37.11 dB

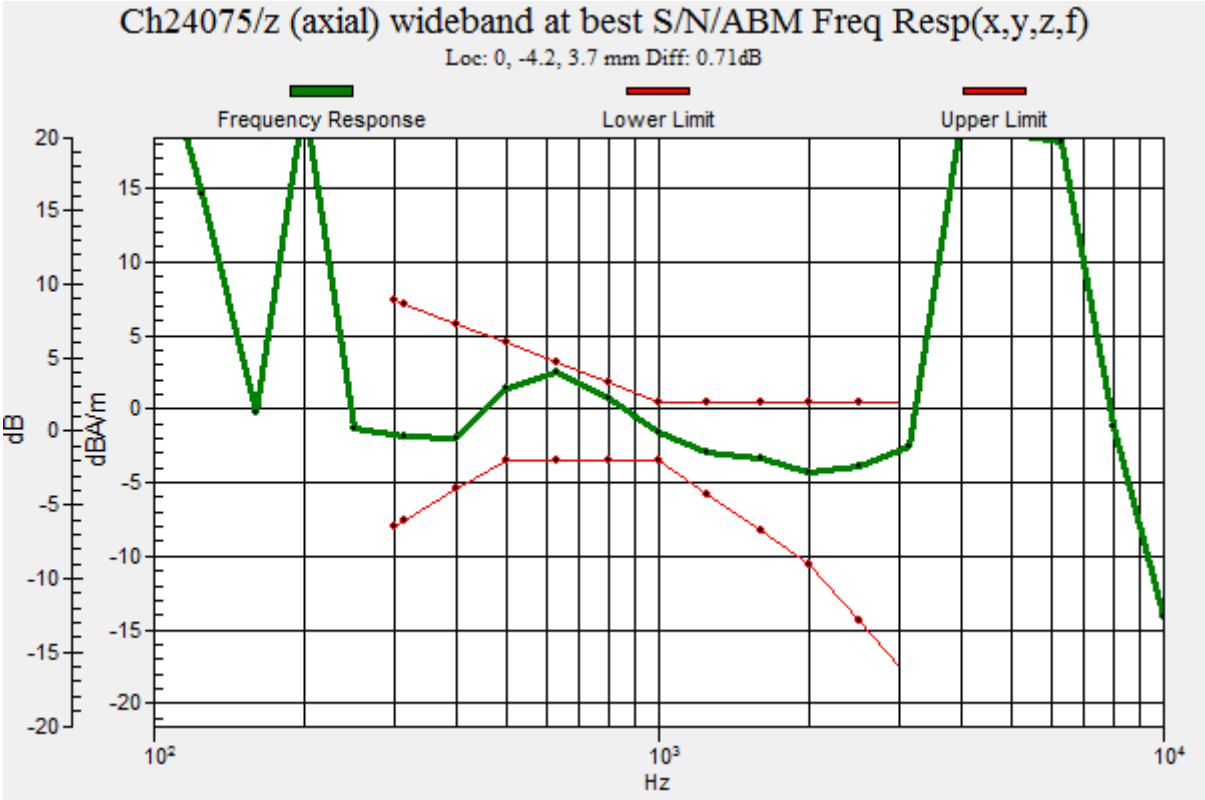
Ch24075/z (axial) wideband at best S/N/ABM Freq Resp(x,y,z,f)
Loc: 0, -4.2, 3.7 mm Diff: 0.71dB
Frequency Response
Lower Limit
Upper Limit
dB
dBA/m
Hz

HAC_T-Coil_LTE Band 19_10MHz_QPSK_1RB_0offset_AMR 12.2Kbps_Ch24075_Y

Communication System: UID 10175 - CAB, LTE-FDD (SC-FDMA, 1 RB, 10 MHz, QPSK);
Frequency: 837.5 MHz;Duty Cycle: 1:3.7325
Medium: Air Medium parameters used: $\sigma = 0$ S/m, $\varepsilon_r = 1$; $\rho = 0$ kg/m^3
Ambient Temperature：23.2 ℃

DASY5 Configuration:
- Probe: AM1DV2 - 1048; ; Calibrated: 2021.02.22
- Sensor-Surface: 0mm (Fix Surface)
- Electronics: DAE4 Sn480; Calibrated: 2021.06.22
- Phantom: HAC Test Arch with AMCC; Type: SD HAC P01 BA;
- Measurement SW: DASY52, Version 52.8 (8); SEMCAD X Version 14.6.10 (7331)

Ch24075/y (transversal) 4.2mm 50 x 50/ABM SNR(x,y,z) (13x13x1): Measurement grid: dx=10mm, dy=10mm
ABM1/ABM2 = 36.89 dB
ABM1 comp = -10.46 dBA/m
BWC Factor = 0.02 dB
Location: 4.2, 8.3, 3.7 mm

0 dB = 69.89 = 36.89 dB

HAC_T-Coil_LTE Band 26_15MHz_QPSK_1RB_0offset_AMR 12.2Kbps_Ch26865_Z

Communication System: UID 10181 - CAB, LTE-FDD (SC-FDMA, 1 RB, 15 MHz, QPSK);
Frequency: 831.5 MHz;Duty Cycle: 1:3.7325
Medium: Air Medium parameters used: $\sigma = 0$ S/m, $\varepsilon_r = 1$; $\rho = 0$ kg/m^3
Ambient Temperature：23.2 ℃

DASY5 Configuration:
- Probe: AM1DV2 - 1048; ; Calibrated: 2021.02.22
- Sensor-Surface: 0mm (Fix Surface)
- Electronics: DAE4 Sn480; Calibrated: 2021.06.22
- Phantom: HAC Test Arch with AMCC; Type: SD HAC P01 BA;
- Measurement SW: DASY52, Version 52.8 (8); SEMCAD X Version 14.6.10 (7331)

Ch26865/z (axial) 4.2mm 50 x 50/ABM SNR(x,y,z) (13x13x1): Measurement grid: dx=10mm, dy=10mm
ABM1/ABM2 = 37.37 dB
ABM1 comp = -10.34 dBA/m
BWC Factor = 0.02 dB
Location: 0, -4.2, 3.7 mm

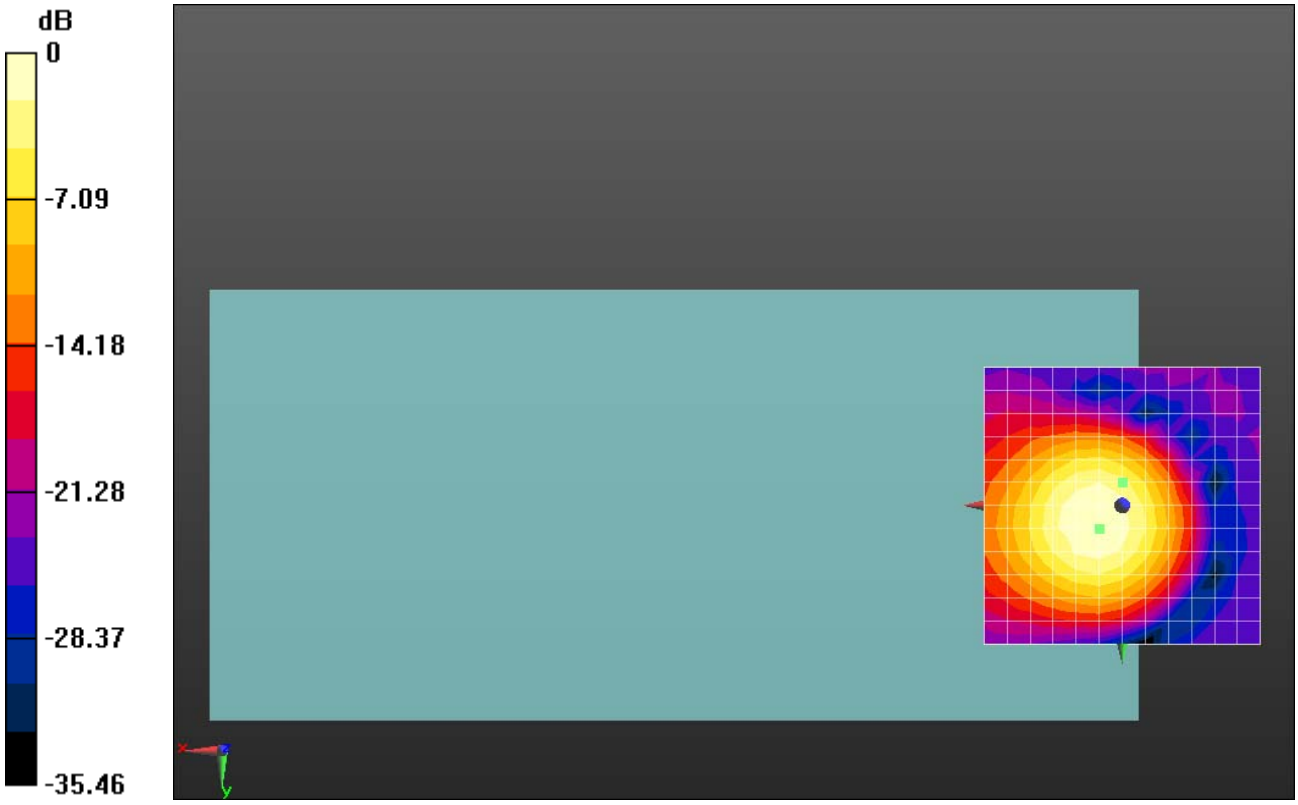

0 dB = 73.85 = 37.37 dB

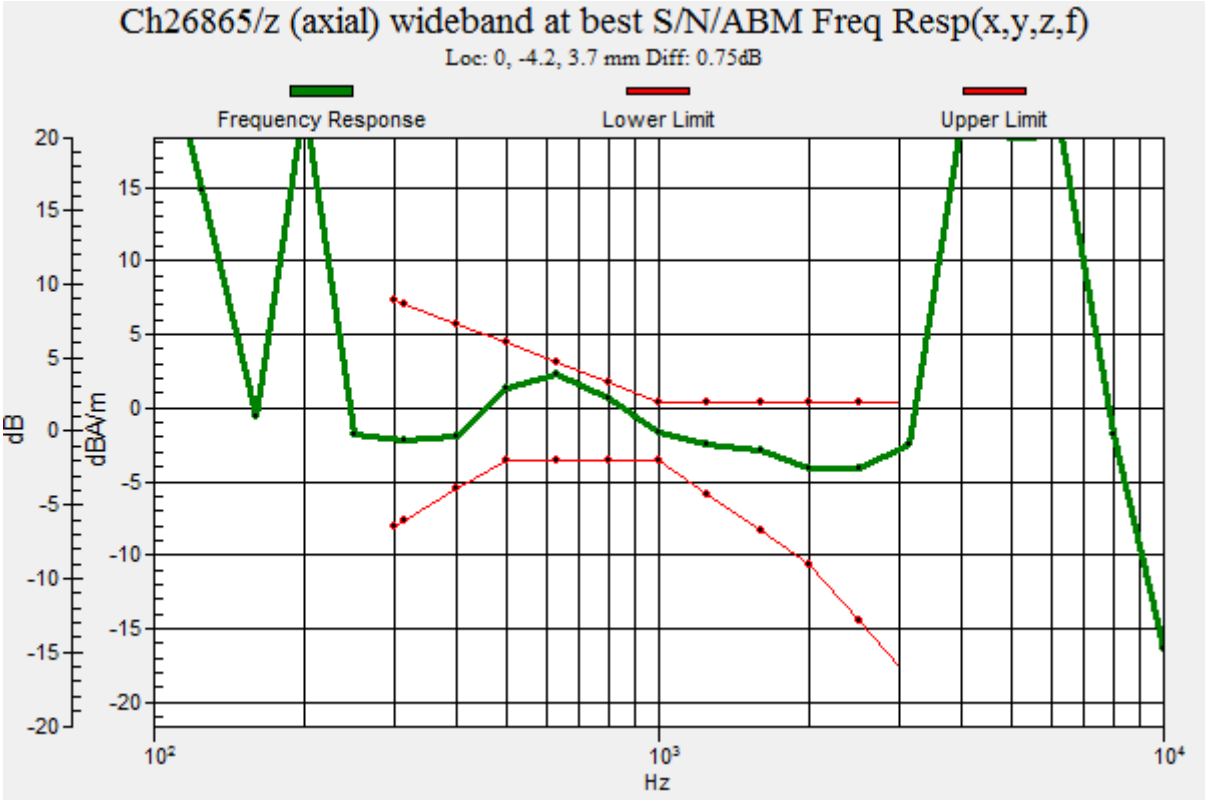
Ch26865/z (axial) wideband at best S/N/ABM Freq Resp(x,y,z,f)
Loc: 0, -4.2, 3.7 mm Diff: 0.75dB
Frequency Response
Lower Limit
Upper Limit
dB
dBA/m
Hz

HAC_T-Coil_LTE Band 26_15MHz_QPSK_1RB_0offset_AMR 12.2Kbps_Ch26865_Y

Communication System: UID 10181 - CAB, LTE-FDD (SC-FDMA, 1 RB, 15 MHz, QPSK);
Frequency: 831.5 MHz;Duty Cycle: 1:3.7325
Medium: Air Medium parameters used: $\sigma = 0$ S/m, $\varepsilon_r = 1$; $\rho = 0$ kg/m^3
Ambient Temperature：23.2 ℃; Liquid Temperature：22.1 ℃

DASY5 Configuration:
- Probe: AM1DV2 - 1048; ; Calibrated: 2021.02.22
- Sensor-Surface: 0mm (Fix Surface)
- Electronics: DAE4 Sn480; Calibrated: 2021.06.22
- Phantom: HAC Test Arch with AMCC; Type: SD HAC P01 BA;
- Measurement SW: DASY52, Version 52.8 (8); SEMCAD X Version 14.6.10 (7331)

Ch26865/y (transversal) 4.2mm 50 x 50/ABM SNR(x,y,z) (13x13x1): Measurement grid: dx=10mm, dy=10mm
ABM1/ABM2 = 35.81 dB
ABM1 comp = -14.42 dBA/m
BWC Factor = 0.02 dB
Location: 4.2, 8.3, 3.7 mm

0 dB = 61.76 = 35.81 dB

HAC_T-Coil_LTE Band 38_20MHz_QPSK_1RB_0offset_AMR 12.2Kbps_Ch38000_Z

Communication System: UID 10172 - CAB, LTE-TDD (SC-FDMA, 1 RB, 20 MHz, QPSK);
Frequency: 2595 MHz;Duty Cycle: 1:8.33681
Medium: Air Medium parameters used: $\sigma = 0$ S/m, $\varepsilon_r = 1$; $\rho = 0$ kg/m^3
Ambient Temperature：23.2 ℃

DASY5 Configuration:
- Probe: AM1DV2 - 1048; ; Calibrated: 2022.02.22
- Sensor-Surface: 0mm (Fix Surface)
- Electronics: DAE4 Sn480; Calibrated: 2021.06.22
- Phantom: HAC Test Arch with AMCC; Type: SD HAC P01 BA;
- Measurement SW: DASY52, Version 52.8 (8); SEMCAD X Version 14.6.10 (7331)

Ch38000/z (axial) 4.2mm 50 x 50/ABM SNR(x,y,z) (13x13x1): Measurement grid: dx=10mm, dy=10mm
ABM1/ABM2 = 25.75 dB
ABM1 comp = -11.25 dBA/m
BWC Factor = 7.59 dB
Location: -4.2, 4.2, 3.7 mm



0 dB = 19.38 = 25.75 dB

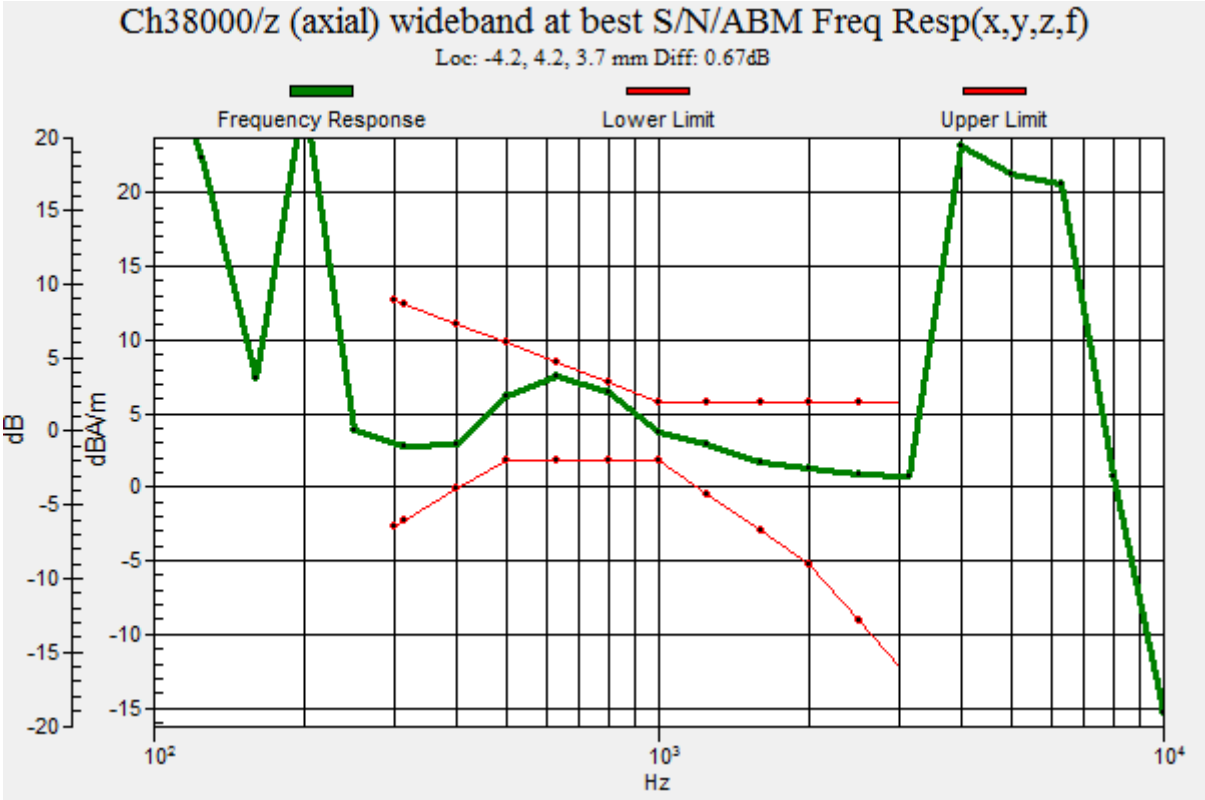
Ch38000/z (axial) wideband at best S/N/ABM Freq Resp(x,y,z,f)
Loc: -4.2, 4.2, 3.7 mm Diff: 0.67dB
Frequency Response
Lower Limit
Upper Limit
dB
dBA/m
Hz

HAC_T-Coil_LTE Band 38_20MHz_QPSK_1RB_0offset_AMR 12.2Kbps_Ch38000_Y

Communication System: UID 10172 - CAB, LTE-TDD (SC-FDMA, 1 RB, 20 MHz, QPSK);
Frequency: 2595 MHz;Duty Cycle: 1:8.33681
Medium: Air Medium parameters used: $\sigma = 0$ S/m, $\varepsilon_r = 1$; $\rho = 0$ kg/m^3
Ambient Temperature：23.2 ℃; Liquid Temperature：22.1 ℃

DASY5 Configuration:
- Probe: AM1DV2 - 1048; ; Calibrated: 2021.02.22
- Sensor-Surface: 0mm (Fix Surface)
- Electronics: DAE4 Sn480; Calibrated: 2021.06.22
- Phantom: HAC Test Arch with AMCC; Type: SD HAC P01 BA;
- Measurement SW: DASY52, Version 52.8 (8); SEMCAD X Version 14.6.10 (7331)

Ch38000/y (transversal) 4.2mm 50 x 50/ABM SNR(x,y,z) (13x13x1): Measurement grid: dx=10mm, dy=10mm
ABM1/ABM2 = 25.19 dB
ABM1 comp = -5.16 dBA/m
BWC Factor = 7.59 dB
Location: 4.2, -4.2, 3.7 mm

0 dB = 1.000 = 0.00 dB

HAC_T-Coil_LTE Band 40A_10MHz_QPSK_1RB_0offset_AMR 12.2Kbps_Ch38750_Z

Communication System: UID 10237 - CAB, LTE-TDD (SC-FDMA, 1 RB, 10 MHz, QPSK);
Frequency: 2310 MHz;Duty Cycle: 1:8.33681
Medium: Air Medium parameters used: $\sigma = 0$ S/m, $\varepsilon_r = 1$; $\rho = 0$ kg/m^3
Ambient Temperature：23.2 ℃

DASY5 Configuration:
- Probe: AM1DV2 - 1048; ; Calibrated: 2021.02.22
- Sensor-Surface: 0mm (Fix Surface)
- Electronics: DAE4 Sn480; Calibrated: 2021.06.22
- Phantom: HAC Test Arch with AMCC; Type: SD HAC P01 BA;
- Measurement SW: DASY52, Version 52.8 (8); SEMCAD X Version 14.6.10 (7331)

38750/z (axial) 4.2mm 50 x 50/ABM SNR(x,y,z) (13x13x1): Measurement grid: dx=10mm, dy=10mm
ABM1/ABM2 = 25.71 dB
ABM1 comp = -12.89 dBA/m
BWC Factor = 7.97 dB
Location: 0, 12.5, 3.7 mm

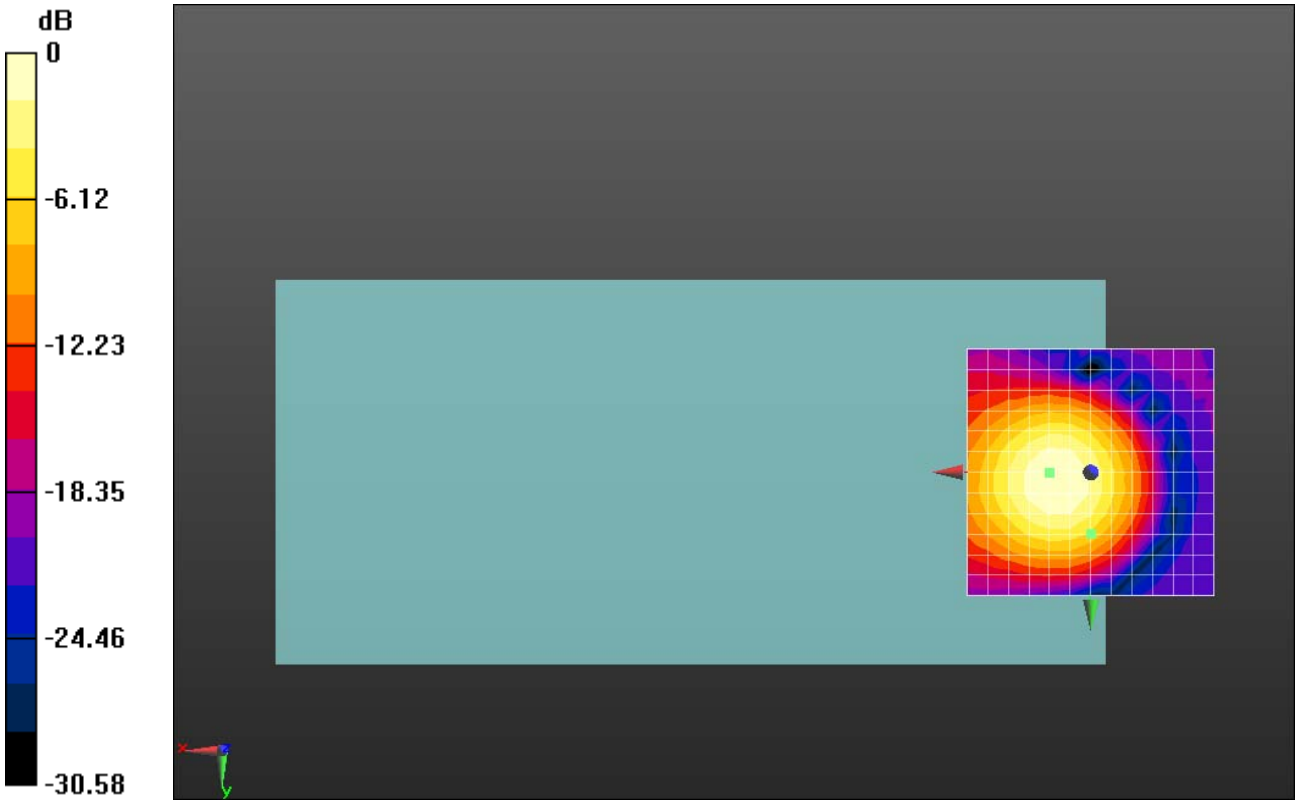

0 dB = 19.30 = 25.71 dB

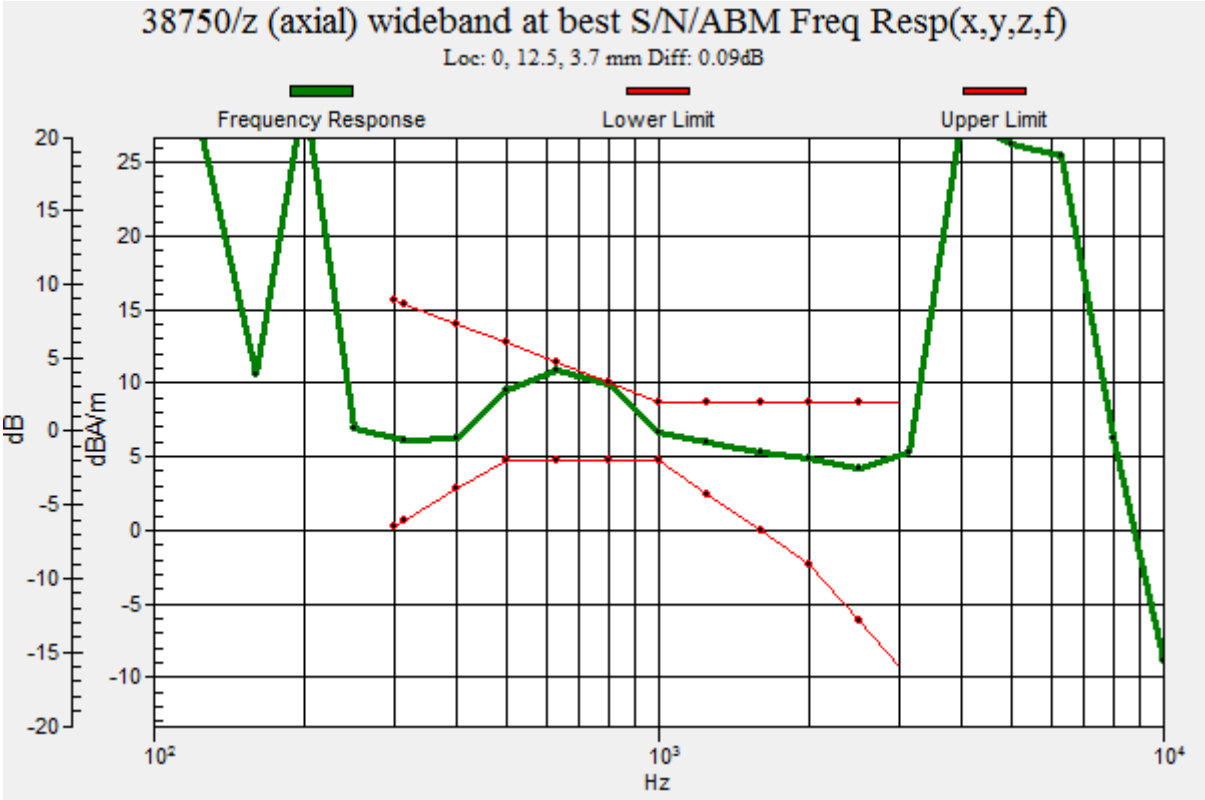
38750/z (axial) wideband at best S/N/ABM Freq Resp(x,y,z,f)
Loc: 0, 12.5, 3.7 mm Diff: 0.09dB
Frequency Response
Lower Limit
Upper Limit
dB
dBA/m
Hz

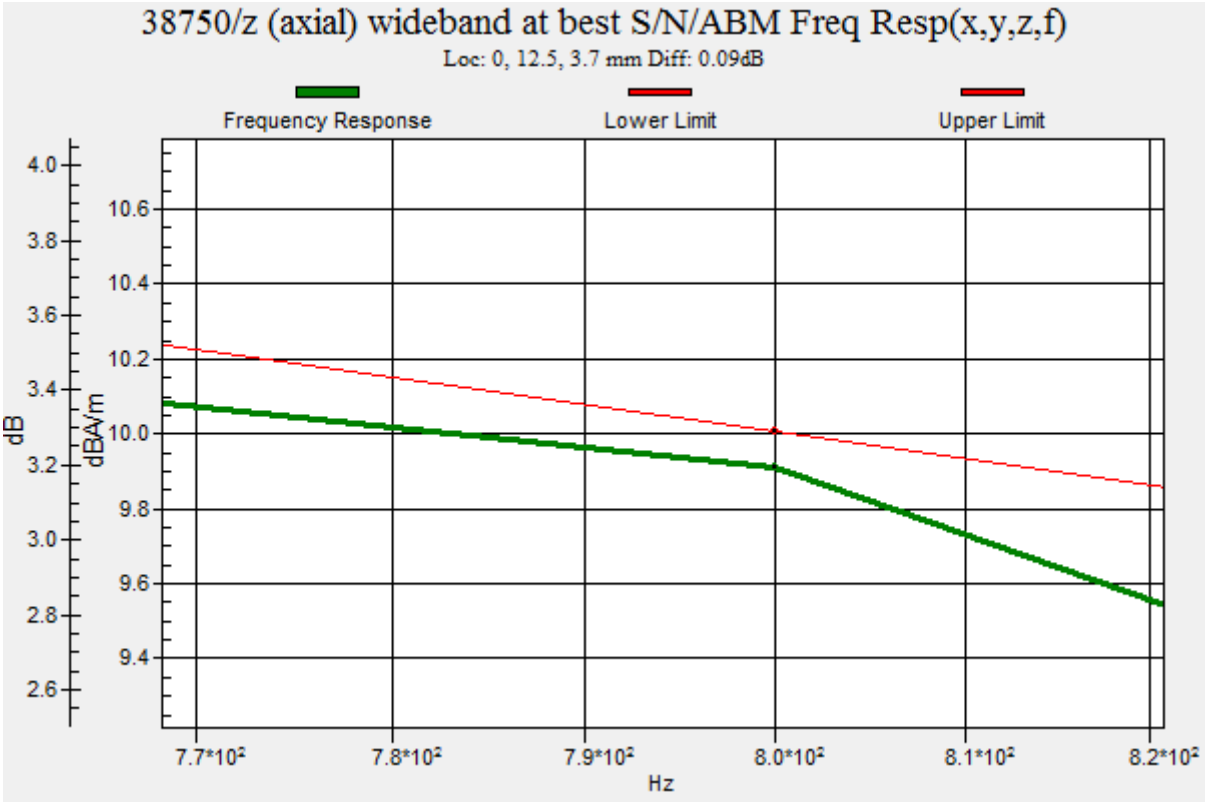
38750/z (axial) wideband at best S/N/ABM Freq Resp(x,y,z,f)
Loc: 0, 12.5, 3.7 mm Diff: 0.09dB
Frequency Response
Lower Limit
Upper Limit
dB
dBA/m
Hz

HAC_T-Coil_LTE Band 40A_10MHz_QPSK_1RB_0offset_AMR 12.2Kbps_Ch38750_Y

Communication System: UID 10237 - CAB, LTE-TDD (SC-FDMA, 1 RB, 10 MHz, QPSK);
Frequency: 2310 MHz;Duty Cycle: 1:8.33681
Medium: Air Medium parameters used: $\sigma = 0$ S/m, $\varepsilon_r = 1$; $\rho = 0$ kg/m^3
Ambient Temperature：23.2 ℃

DASY5 Configuration:
- Probe: AM1DV2 - 1048; ; Calibrated: 2021.02.22
- Sensor-Surface: 0mm (Fix Surface)
- Electronics: DAE4 Sn480; Calibrated: 2021.06.22
- Phantom: HAC Test Arch with AMCC; Type: SD HAC P01 BA;
- Measurement SW: DASY52, Version 52.8 (8); SEMCAD X Version 14.6.10 (7331)

38750/y (transversal) 4.2mm 50 x 50/ABM SNR(x,y,z) (13x13x1): Measurement grid: dx=10mm, dy=10mm
ABM1/ABM2 = 25.59 dB
ABM1 comp = -4.43 dBA/m
BWC Factor = 7.97 dB
Location: 8.3, -4.2, 3.7 mm



0 dB = 1.000 = 0.00 dB

HAC_T-Coil_LTE Band 40B_10MHz_QPSK_1RB_0offset_AMR 12.2Kbps_Ch39200_Z

Communication System: UID 10172 - CAB, LTE-TDD (SC-FDMA, 1 RB, 20 MHz, QPSK);
Frequency: 2355 MHz;Duty Cycle: 1:8.33681
Medium: Air Medium parameters used: $\sigma = 0$ S/m, $\varepsilon_r = 1$; $\rho = 0$ kg/m^3
Ambient Temperature：23.2 ℃

DASY5 Configuration:
- Probe: AM1DV2 - 1048; ; Calibrated: 2021.02.22
- Sensor-Surface: 0mm (Fix Surface)
- Electronics: DAE4 Sn480; Calibrated: 2021.06.22
- Phantom: HAC Test Arch with AMCC; Type: SD HAC P01 BA;
- Measurement SW: DASY52, Version 52.8 (8); SEMCAD X Version 14.6.10 (7331)

Ch39200/z (axial) 4.2mm 50 x 50/ABM SNR(x,y,z) (13x13x1): Measurement grid: dx=10mm, dy=10mm
ABM1/ABM2 = 25.60 dB
ABM1 comp = -8.45 dBA/m
BWC Factor = 7.72 dB
Location: 0, 8.3, 3.7 mm

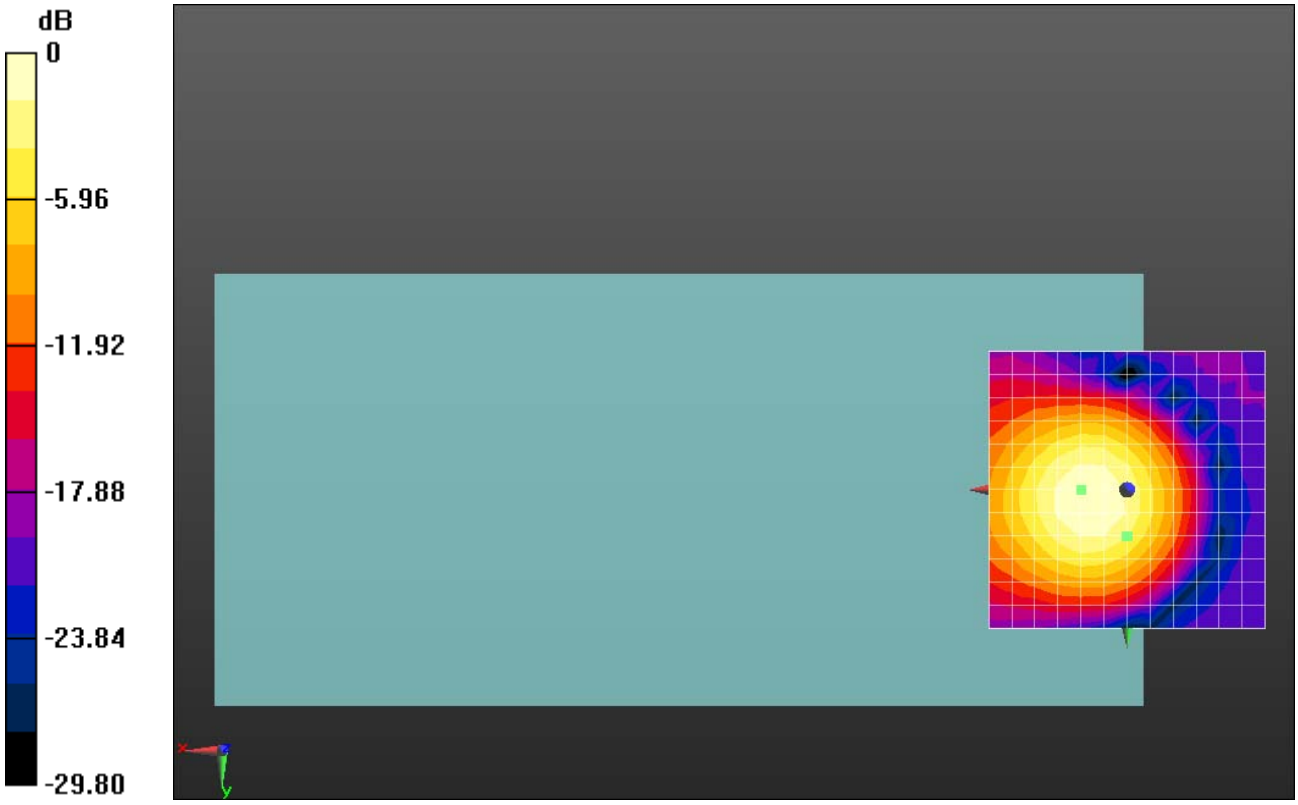

0 dB = 19.05 = 25.60 dB

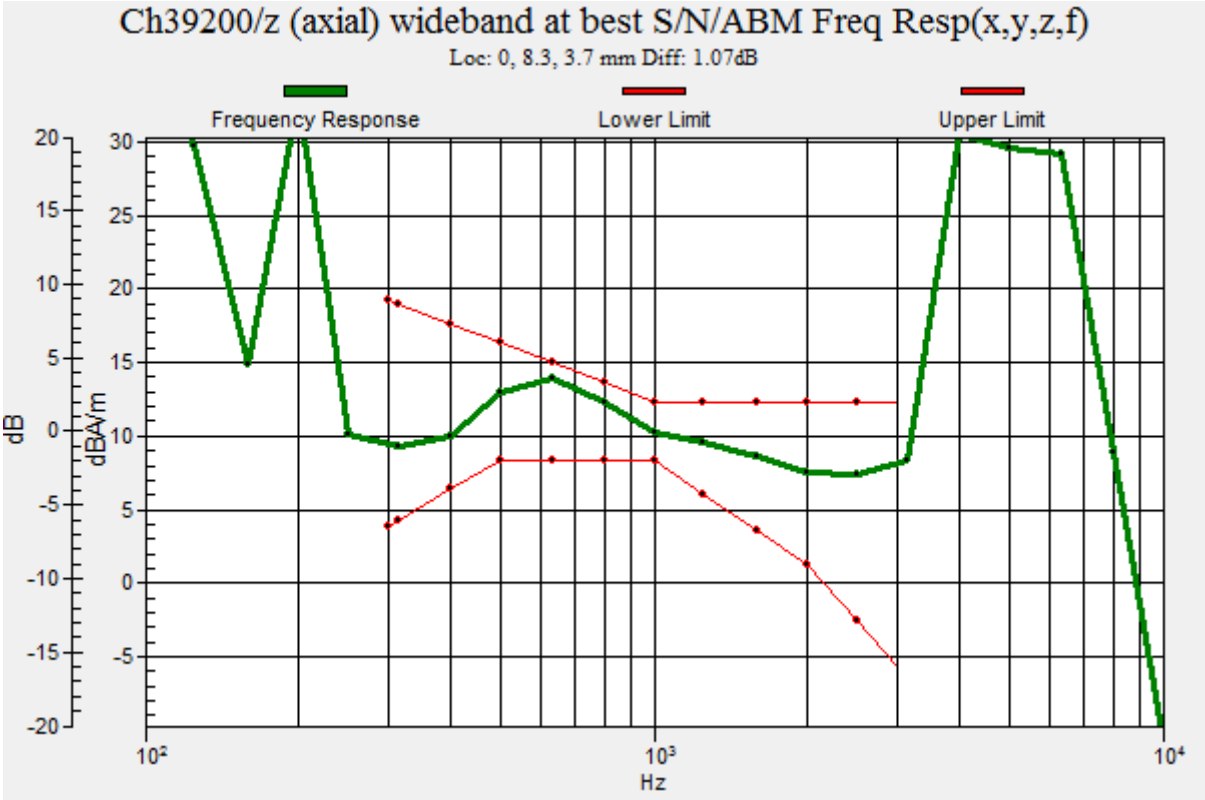
Ch39200/z (axial) wideband at best S/N/ABM Freq Resp(x,y,z,f)
Loc: 0, 8.3, 3.7 mm Diff: 1.07dB
Frequency Response
Lower Limit
Upper Limit
dB
dBA/m
Hz

HAC_T-Coil_LTE Band 40B_10MHz_QPSK_1RB_0offset_AMR 12.2Kbps_Ch39200_Y

Communication System: UID 10172 - CAB, LTE-TDD (SC-FDMA, 1 RB, 20 MHz, QPSK);
Frequency: 2355 MHz;Duty Cycle: 1:8.33681
Medium: Air Medium parameters used: $\sigma = 0$ S/m, $\varepsilon_r = 1$; $\rho = 0$ kg/m^3
Ambient Temperature：23.2 ℃

DASY5 Configuration:
- Probe: AM1DV2 - 1048; ; Calibrated: 2021.02.22
- Sensor-Surface: 0mm (Fix Surface)
- Electronics: DAE4 Sn480; Calibrated: 2021.06.22
- Phantom: HAC Test Arch with AMCC; Type: SD HAC P01 BA;
- Measurement SW: DASY52, Version 52.8 (8); SEMCAD X Version 14.6.10 (7331)

Ch39200/y (transversal) 4.2mm 50 x 50/ABM SNR(x,y,z) (13x13x1): Measurement grid: dx=10mm, dy=10mm
ABM1/ABM2 = 25.41 dB
ABM1 comp = -5.14 dBA/m
BWC Factor = 7.72 dB
Location: 4.2, -4.2, 3.7 mm



0 dB = 18.65 = 25.41 dB

HAC_T-Coil_LTE Band 41_20MHz_QPSK_1RB_0offset_AMR 12.2Kbps_Ch40620_Z

Communication System: UID 10172 - CAB, LTE-TDD (SC-FDMA, 1 RB, 20 MHz, QPSK);
Frequency: 2593 MHz;Duty Cycle: 1:8.33681
Medium: Air Medium parameters used: $\sigma = 0$ S/m, $\varepsilon_r = 1$; $\rho = 0$ kg/m^3
Ambient Temperature：23.2 ℃

DASY5 Configuration:
- Probe: AM1DV2 - 1048; ; Calibrated: 2021.02.22
- Sensor-Surface: 0mm (Fix Surface)
- Electronics: DAE4 Sn480; Calibrated: 2021.06.22
- Phantom: HAC Test Arch with AMCC; Type: SD HAC P01 BA;
- Measurement SW: DASY52, Version 52.8 (8); SEMCAD X Version 14.6.10 (7331)

Ch40620/z (axial) 4.2mm 50 x 50/ABM SNR(x,y,z) (13x13x1): Measurement grid: dx=10mm, dy=10mm
ABM1/ABM2 = 25.28 dB
ABM1 comp = -13.48 dBA/m
BWC Factor = 7.15 dB
Location: 0, 12.5, 3.7 mm

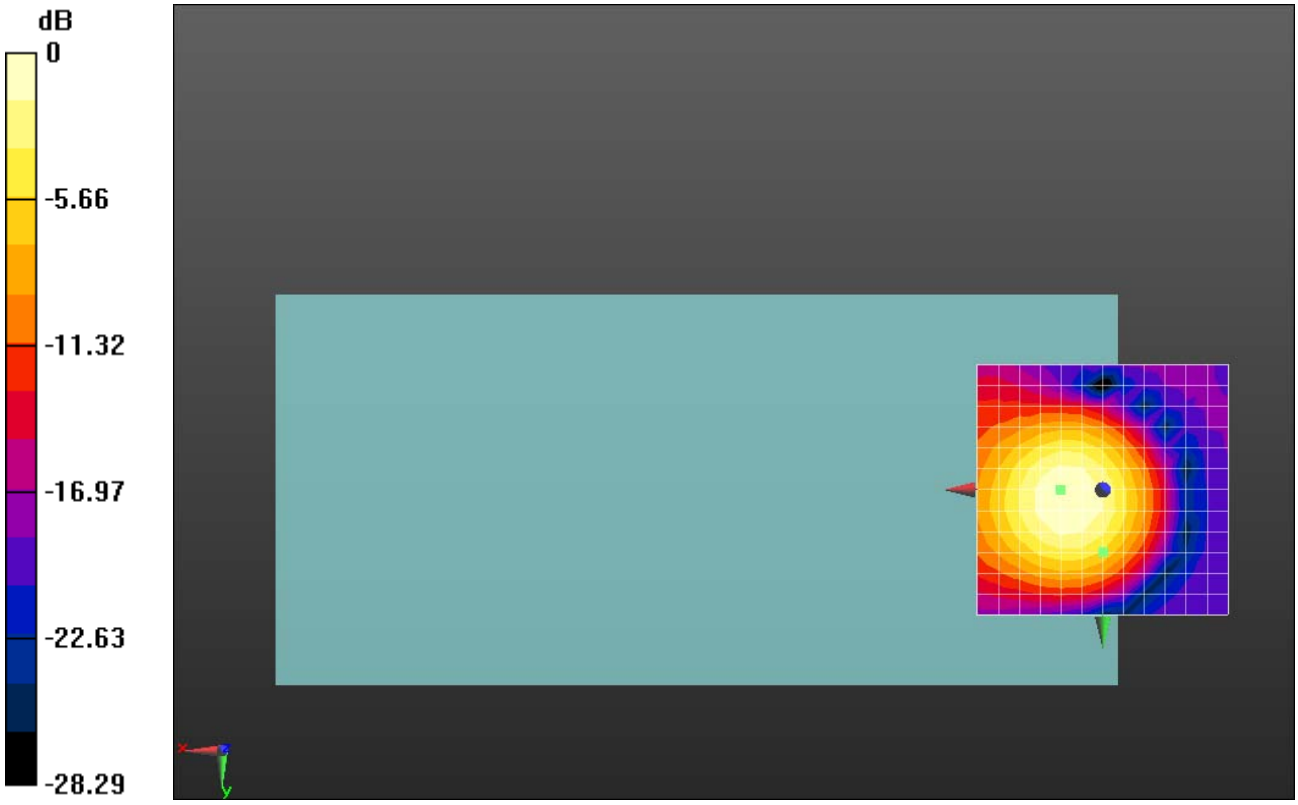

0 dB = 18.37 = 25.28 dB

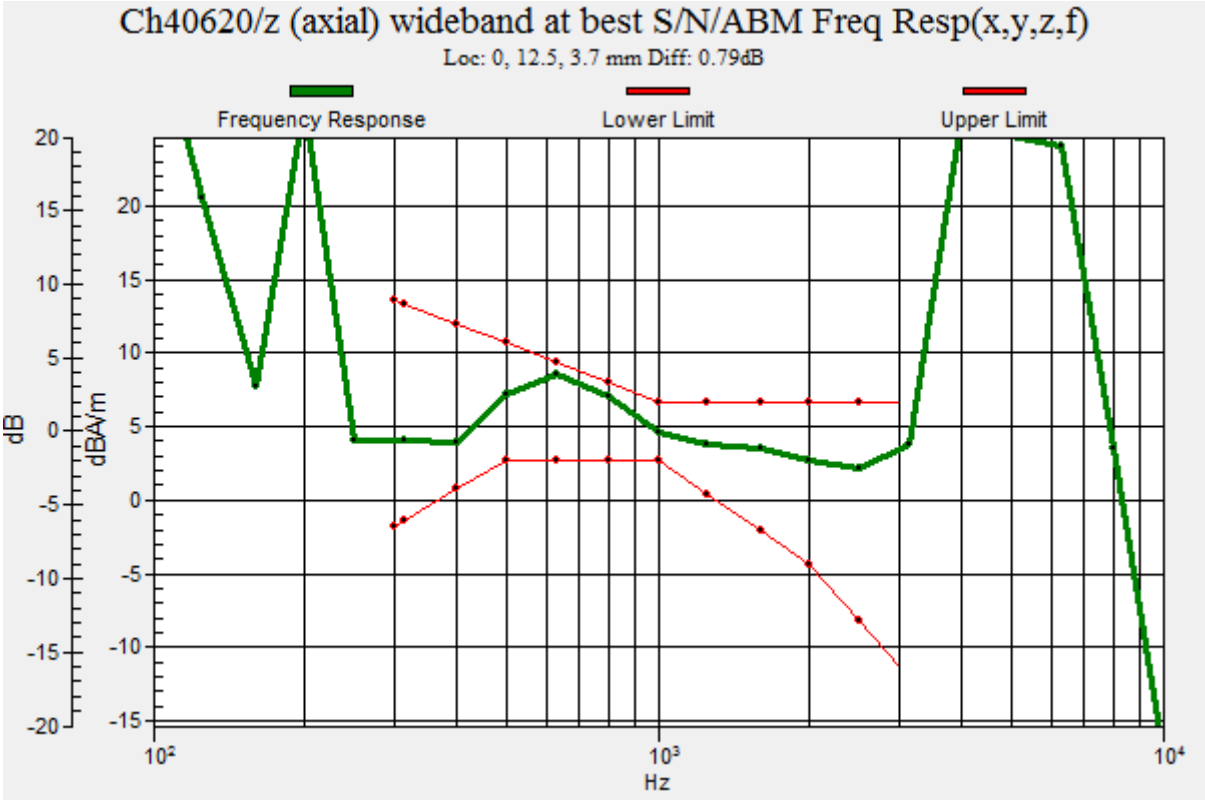
Ch40620/z (axial) wideband at best S/N/ABM Freq Resp(x,y,z,f)
Loc: 0, 12.5, 3.7 mm Diff: 0.79dB
Frequency Response
Lower Limit
Upper Limit
dB
dBA/m
Hz

HAC_T-Coil_LTE Band 41_20MHz_QPSK_1RB_0offset_AMR 12.2Kbps_Ch40620_Y

Communication System: UID 10172 - CAB, LTE-TDD (SC-FDMA, 1 RB, 20 MHz, QPSK);
Frequency: 2593 MHz;Duty Cycle: 1:8.33681
Medium: Air Medium parameters used: $\sigma = 0$ S/m, $\varepsilon_r = 1$; $\rho = 0$ kg/m^3
Ambient Temperature：23.2 ℃

DASY5 Configuration:
- Probe: AM1DV2 - 1048; ; Calibrated: 2021.02.22
- Sensor-Surface: 0mm (Fix Surface)
- Electronics: DAE4 Sn480; Calibrated: 2021.06.22
- Phantom: HAC Test Arch with AMCC; Type: SD HAC P01 BA;
- Measurement SW: DASY52, Version 52.8 (8); SEMCAD X Version 14.6.10 (7331)

Ch40620/y (transversal) 4.2mm 50 x 50/ABM SNR(x,y,z) (13x13x1): Measurement grid: dx=10mm, dy=10mm
ABM1/ABM2 = 24.53 dB
ABM1 comp = -7.69 dBA/m
BWC Factor = 7.15 dB
Location: 0, -4.2, 3.7 mm



0 dB = 16.85 = 24.53 dB

HAC_T-Coil_LTE Band 66_20MHz_QPSK_1RB_0offset_AMR 12.2Kbps_Ch132322_Z

Communication System: UID 0, LTE-FDD (SC-FDMA, 1RB, 20MHz, QPSK) (0); Frequency: 1745 MHz;Duty Cycle: 1:3.74111
Medium: Air Medium parameters used: $\sigma = 0$ S/m, $\varepsilon_r = 1$; $\rho = 0$ kg/m^3
Ambient Temperature：23.2 ℃

DASY5 Configuration:
- Probe: AM1DV2 - 1048; ; Calibrated: 2021.02.22
- Sensor-Surface: 0mm (Fix Surface)
- Electronics: DAE4 Sn480; Calibrated: 2021.06.22
- Phantom: HAC Test Arch with AMCC; Type: SD HAC P01 BA;
- Measurement SW: DASY52, Version 52.8 (8); SEMCAD X Version 14.6.10 (7331)

Ch132322/z (axial) 4.2mm 50 x 50/ABM SNR(x,y,z) (13x13x1): Measurement grid: dx=10mm, dy=10mm
ABM1/ABM2 = 29.02 dB
ABM1 comp = -7.60 dBA/m
BWC Factor = 11.07 dB
Location: -4.2, 4.2, 3.7 mm



0 dB = 28.24 = 29.02 dB

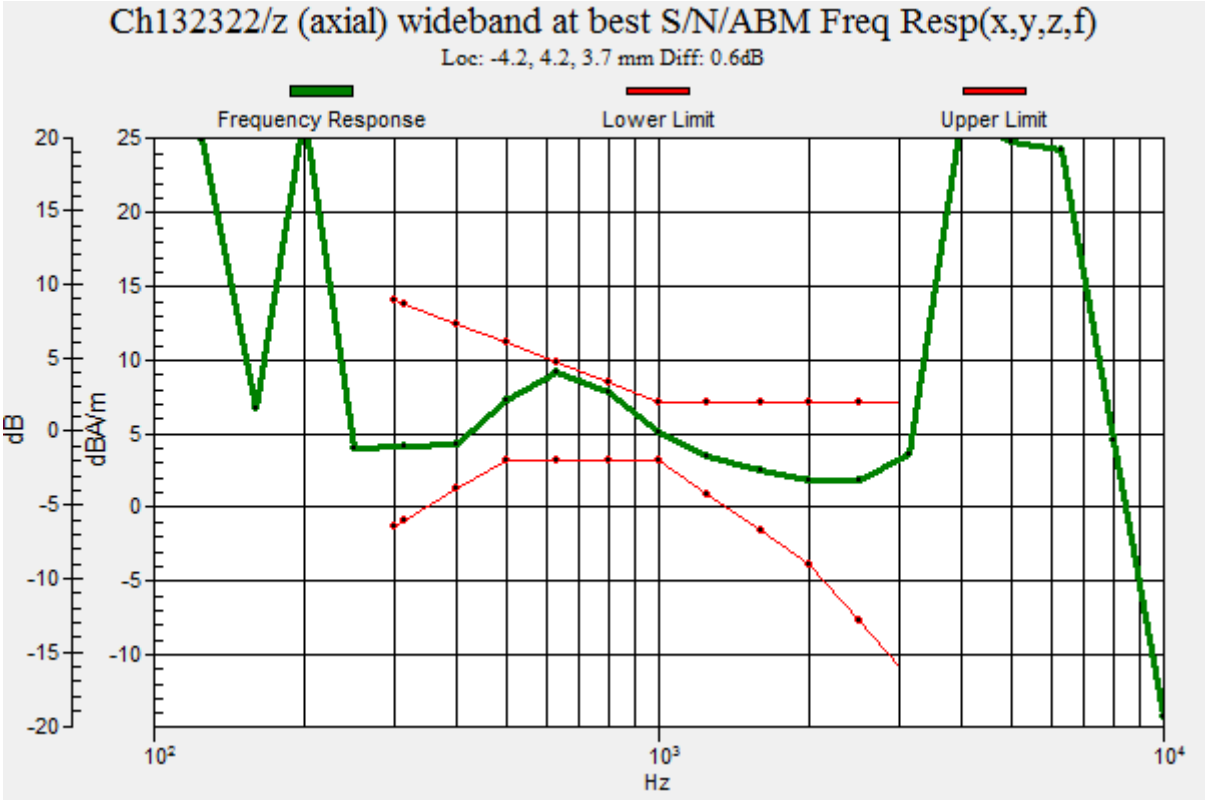
Ch132322/z (axial) wideband at best S/N/ABM Freq Resp(x,y,z,f)
Loc: -4.2, 4.2, 3.7 mm Diff: 0.6dB
Frequency Response
Lower Limit
Upper Limit
dB
dBA/m
Hz

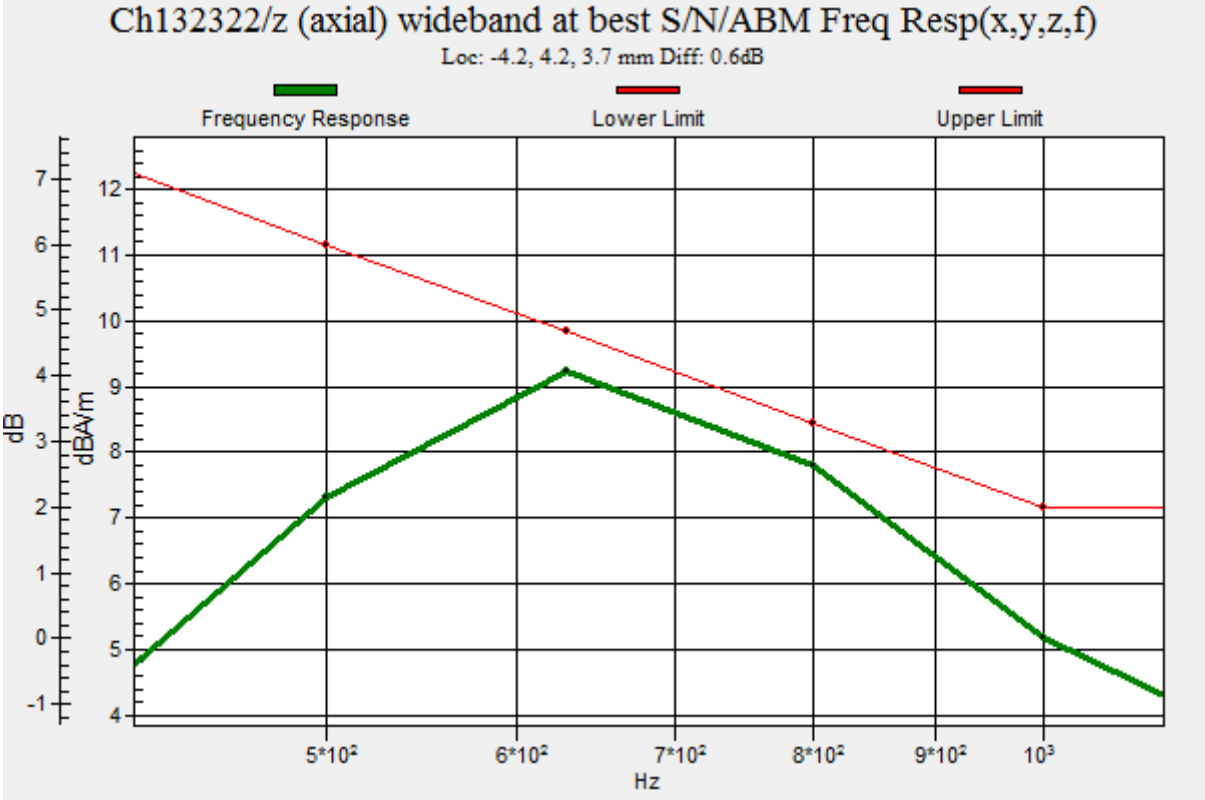
Ch132322/z (axial) wideband at best S/N/ABM Freq Resp(x,y,z,f)
Loc: -4.2, 4.2, 3.7 mm Diff: 0.6dB
Frequency Response
Lower Limit
Upper Limit
dB
dBA/m
Hz

HAC_T-Coil_LTE Band 66_20MHz_QPSK_1RB_0offset_AMR 12.2Kbps_Ch132322_Y

Communication System: UID 0, LTE-FDD (SC-FDMA, 1RB, 20MHz, QPSK) (0); Frequency: 1745 MHz;Duty Cycle: 1:3.74111
Medium: Air Medium parameters used: $\sigma = 0$ S/m, $\varepsilon_r = 1$; $\rho = 0$ kg/m^3
Ambient Temperature：23.2 ℃

DASY5 Configuration:
- Probe: AM1DV2 - 1048; ; Calibrated: 2021.02.22
- Sensor-Surface: 0mm (Fix Surface)
- Electronics: DAE4 Sn480; Calibrated: 2021.06.22
- Phantom: HAC Test Arch with AMCC; Type: SD HAC P01 BA;
- Measurement SW: DASY52, Version 52.8 (8); SEMCAD X Version 14.6.10 (7331)

Ch132322/y (transversal) 4.2mm 50 x 50/ABM SNR(x,y,z) (13x13x1): Measurement grid: dx=10mm, dy=10mm
ABM1/ABM2 = 28.90 dB
ABM1 comp = -9.29 dBA/m
BWC Factor = 11.07 dB
Location: -4.2, 8.3, 3.7 mm



0 dB = 27.88 = 28.91 dB

HAC_T-Coil_VoWiFi 2.4GHz_802.11b 1Mbps_AMR 4.75Kbps_Ch6_Z

Communication System: UID 10315 - AAA, IEEE 802.11b WiFi 2.4 GHz (DSSS, 1 Mbps, 96pc duty cycle); Frequency: 2437 MHz;Duty Cycle: 1:1.48252
Medium: Air Medium parameters used: $\sigma = 0$ S/m, $\varepsilon_r = 1$; $\rho = 0$ kg/m^3
Ambient Temperature：23.2 ℃

DASY5 Configuration:
- Probe: AM1DV2 - 1048; ; Calibrated: 2021.02.22
- Sensor-Surface: 0mm (Fix Surface)
- Electronics: DAE4 Sn480; Calibrated: 2021.06.22
- Phantom: HAC Test Arch with AMCC; Type: SD HAC P01 BA;
- Measurement SW: DASY52, Version 52.8 (8); SEMCAD X Version 14.6.10 (7331)

Ch6/z (axial) 4.2mm 50 x 50/ABM SNR(x,y,z) (13x13x1): Measurement grid: dx=10mm, dy=10mm
ABM1/ABM2 = 31.73 dB
ABM1 comp = -7.00 dBA/m
BWC Factor = 0.0056 dB
Location: -4.2, 0, 3.7 mm

0 dB = 38.57 = 31.72 dB

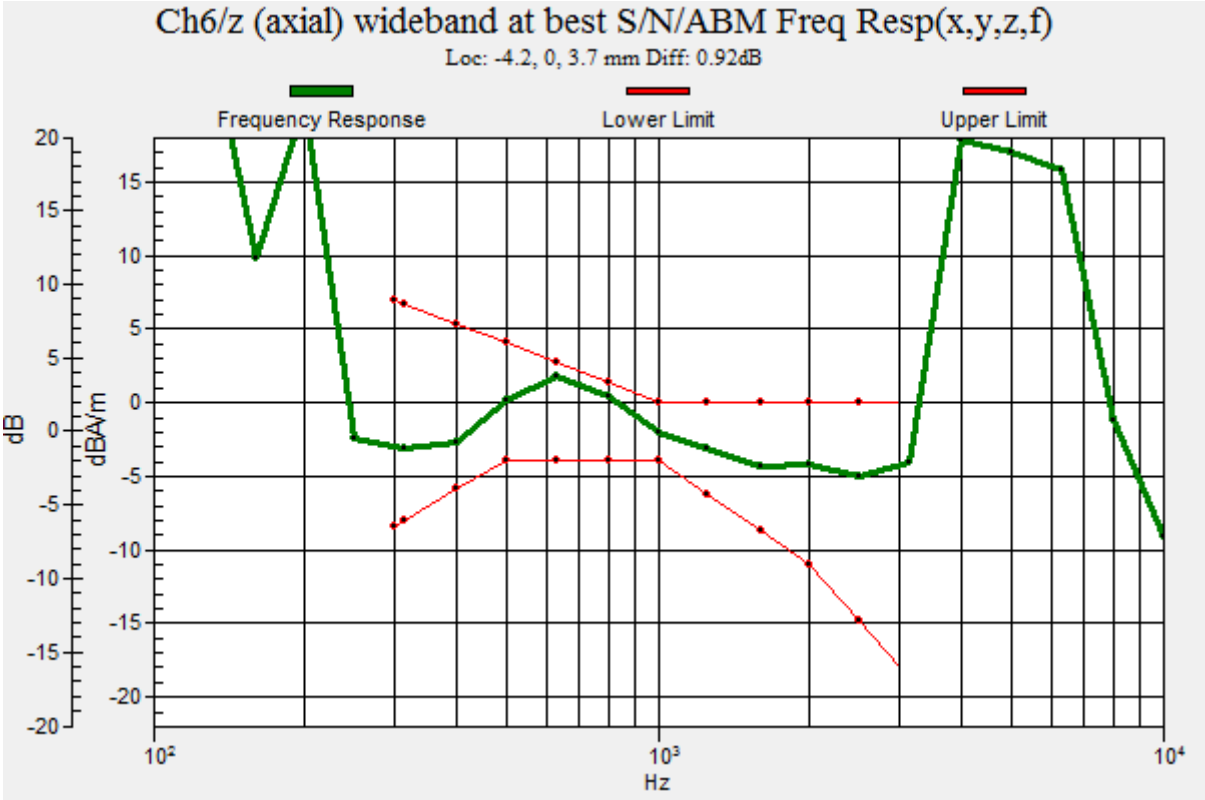
Ch6/z (axial) wideband at best S/N/ABM Freq Resp(x,y,z,f)
Loc: -4.2, 0, 3.7 mm Diff: 0.92dB
Frequency Response
Lower Limit
Upper Limit
dB
dBA/m
Hz

HAC_T-Coil_VoWiFi 2.4GHz_802.11b 1Mbps_AMR 4.75Kbps_Ch6_Y

Communication System: UID 10315 - AAA, IEEE 802.11b WiFi 2.4 GHz (DSSS, 1 Mbps, 96pc duty cycle); Frequency: 2437 MHz;Duty Cycle: 1:1.48252
Medium: Air Medium parameters used: $\sigma = 0$ S/m, $\varepsilon_r = 1$; $\rho = 0$ kg/m^3
Ambient Temperature：23.2 ℃

DASY5 Configuration:
- Probe: AM1DV2 - 1048; ; Calibrated: 2021.02.22
- Sensor-Surface: 0mm (Fix Surface)
- Electronics: DAE4 Sn480; Calibrated: 2021.06.22
- Phantom: HAC Test Arch with AMCC; Type: SD HAC P01 BA;
- Measurement SW: DASY52, Version 52.8 (8); SEMCAD X Version 14.6.10 (7331)

Ch6/y (transversal) 4.2mm 50 x 50/ABM SNR(x,y,z) (13x13x1): Measurement grid: dx=10mm, dy=10mm
ABM1/ABM2 = 36.76 dB
ABM1 comp = -12.84 dBA/m
BWC Factor = 0.0056 dB
Location: 0, 4.2, 3.7 mm



0 dB = 68.84 = 36.76 dB

HAC_T-Coil_VoWiFi 2.4GHz_802.11g 6Mbps_AMR 4.75Kbps_Ch6_Z

Communication System: UID 10419 - AAA, IEEE 802.11g WiFi 2.4 GHz (DSSS-OFDM, 6 Mbps, 99pc duty cycle, Short preambule); Frequency: 2437 MHz;Duty Cycle: 1:6.59174
Medium: Air Medium parameters used: $\sigma = 0$ S/m, $\varepsilon_r = 1$; $\rho = 0$ kg/m^3
Ambient Temperature：23.2 ℃

DASY5 Configuration:
- Probe: AM1DV2 - 1048; ; Calibrated: 2021.02.22
- Sensor-Surface: 0mm (Fix Surface)
- Electronics: DAE4 Sn480; Calibrated: 2021.06.22
- Phantom: HAC Test Arch with AMCC; Type: SD HAC P01 BA;
- Measurement SW: DASY52, Version 52.8 (8); SEMCAD X Version 14.6.10 (7331)

Ch6/z (axial) 4.2mm 50 x 50/ABM SNR(x,y,z) (13x13x1): Measurement grid: dx=10mm, dy=10mm
ABM1/ABM2 = 39.30 dB
ABM1 comp = -7.54 dBA/m
BWC Factor = -0.02 dB
Location: -4.2, 0, 3.7 mm

0 dB = 92.22 = 39.30 dB

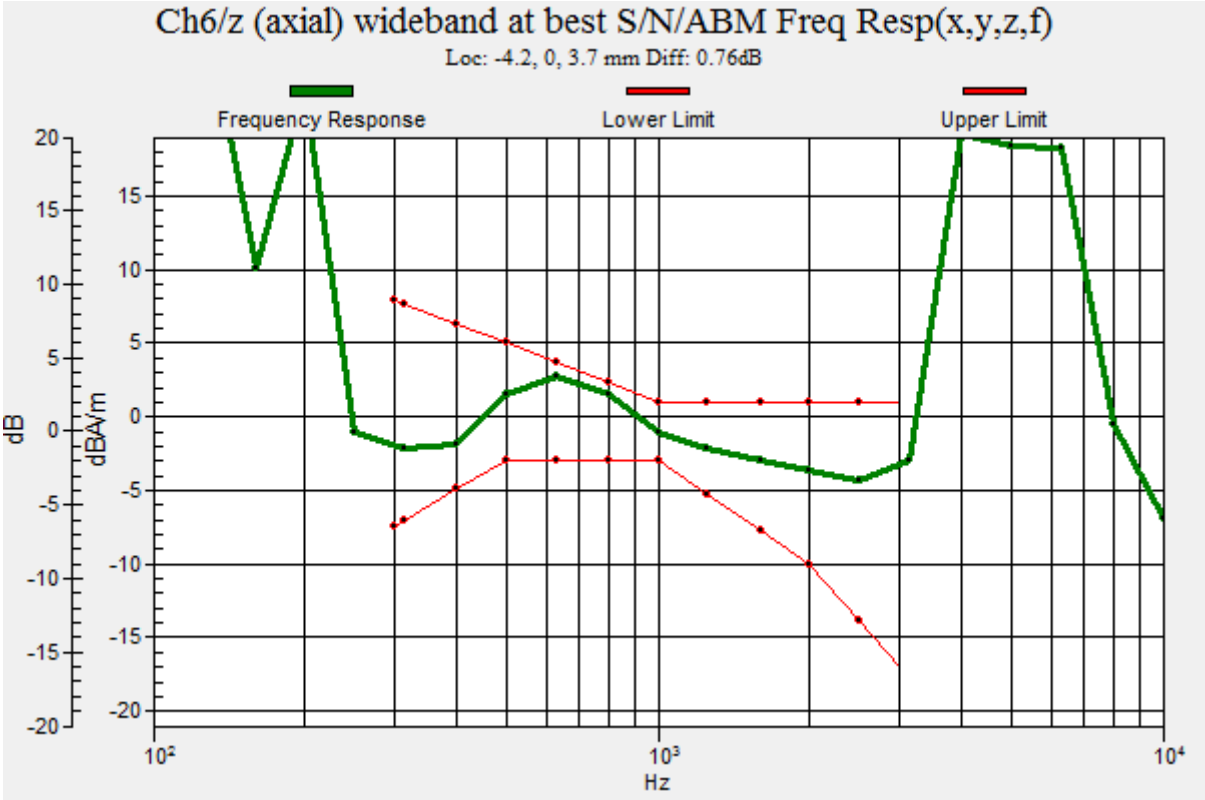
Ch6/z (axial) wideband at best S/N/ABM Freq Resp(x,y,z,f)
Loc: -4.2, 0, 3.7 mm Diff: 0.76dB
Frequency Response
Lower Limit
Upper Limit
dB
dBA/m
Hz

HAC_T-Coil_VoWiFi 2.4GHz_802.11g 6Mbps_AMR 4.75Kbps_Ch6_Y

Communication System: UID 10419 - AAA, IEEE 802.11g WiFi 2.4 GHz (DSSS-OFDM, 6 Mbps, 99pc duty cycle, Short preambule); Frequency: 2437 MHz;Duty Cycle: 1:6.59174
Medium: Air Medium parameters used: $\sigma = 0$ S/m, $\varepsilon_r = 1$; $\rho = 0$ kg/m^3
Ambient Temperature：23.2 ℃

DASY5 Configuration:
- Probe: AM1DV2 - 1048; ; Calibrated: 2021.02.22
- Sensor-Surface: 0mm (Fix Surface)
- Electronics: DAE4 Sn480; Calibrated: 2021.06.22
- Phantom: HAC Test Arch with AMCC; Type: SD HAC P01 BA;
- Measurement SW: DASY52, Version 52.8 (8); SEMCAD X Version 14.6.10 (7331)

Ch6/y (transversal) 4.2mm 50 x 50/ABM SNR(x,y,z) (13x13x1): Measurement grid: dx=10mm, dy=10mm
ABM1/ABM2 = 39.66 dB
ABM1 comp = -11.61 dBA/m
BWC Factor = -0.02 dB
Location: 0, 4.2, 3.7 mm

0 dB = 96.18 = 39.66 dB

HAC_T-Coil_VoWiFi 2.4GHz_802.11n-HT20 MCS0_AMR 4.75Kbps_Ch6_Z

Communication System: UID 10193 - CAA, IEEE 802.11n (HT Greenfield, 6.5 Mbps, BPSK);
Frequency: 2437 MHz;Duty Cycle: 1:6.44169
Medium: Air Medium parameters used: $\sigma = 0$ S/m, $\varepsilon_r = 1$; $\rho = 0$ kg/m^3
Ambient Temperature：23.2 ℃

DASY5 Configuration:
- Probe: AM1DV2 - 1048; ; Calibrated: 2021.02.22
- Sensor-Surface: 0mm (Fix Surface)
- Electronics: DAE4 Sn480; Calibrated: 2021.06.22
- Phantom: HAC Test Arch with AMCC; Type: SD HAC P01 BA;
- Measurement SW: DASY52, Version 52.8 (8); SEMCAD X Version 14.6.10 (7331)

Ch6/z (axial) 4.2mm 50 x 50/ABM SNR(x,y,z) (13x13x1): Measurement grid: dx=10mm, dy=10mm
ABM1/ABM2 = 40.56 dB
ABM1 comp = -7.27 dBA/m
BWC Factor = 0.02 dB
Location: -4.2, 0, 3.7 mm



0 dB = 106.7 = 40.56 dB

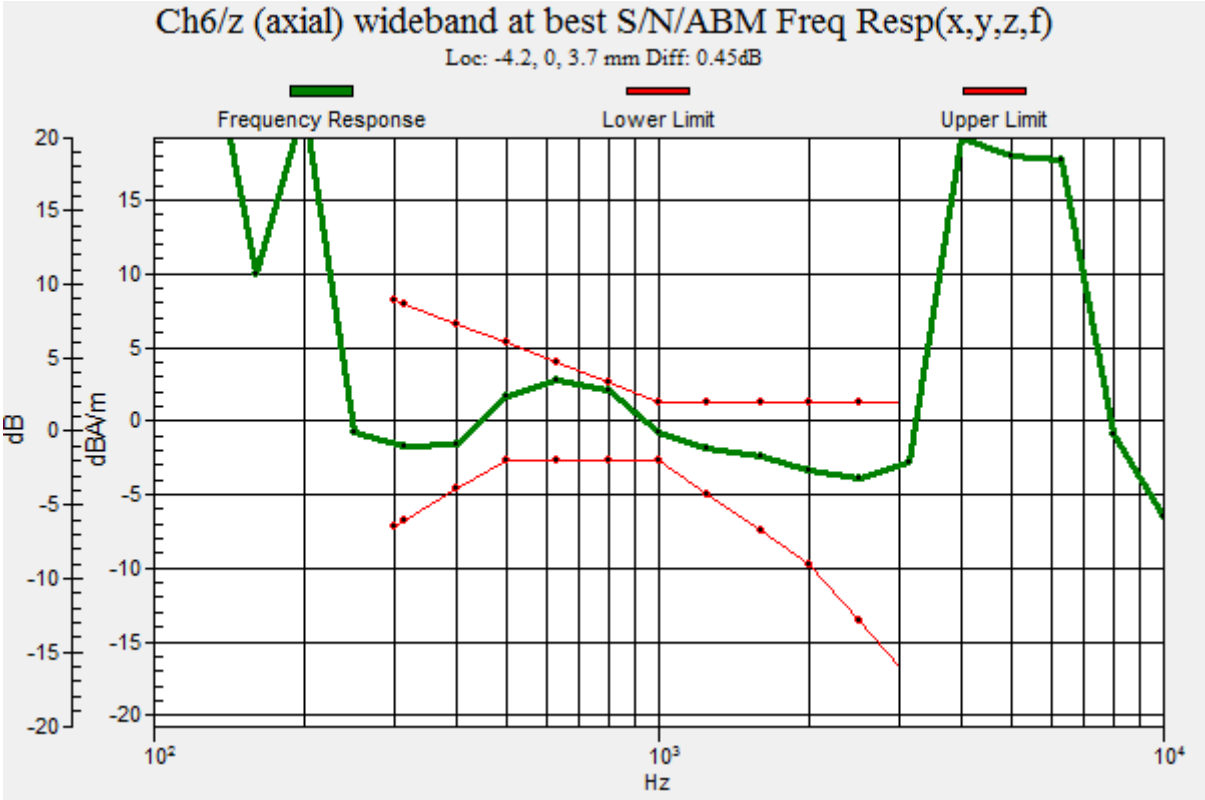
Ch6/z (axial) wideband at best S/N/ABM Freq Resp(x,y,z,f)
Loc: -4.2, 0, 3.7 mm Diff: 0.45dB
Frequency Response
Lower Limit
Upper Limit
dB
dBA/m
Hz

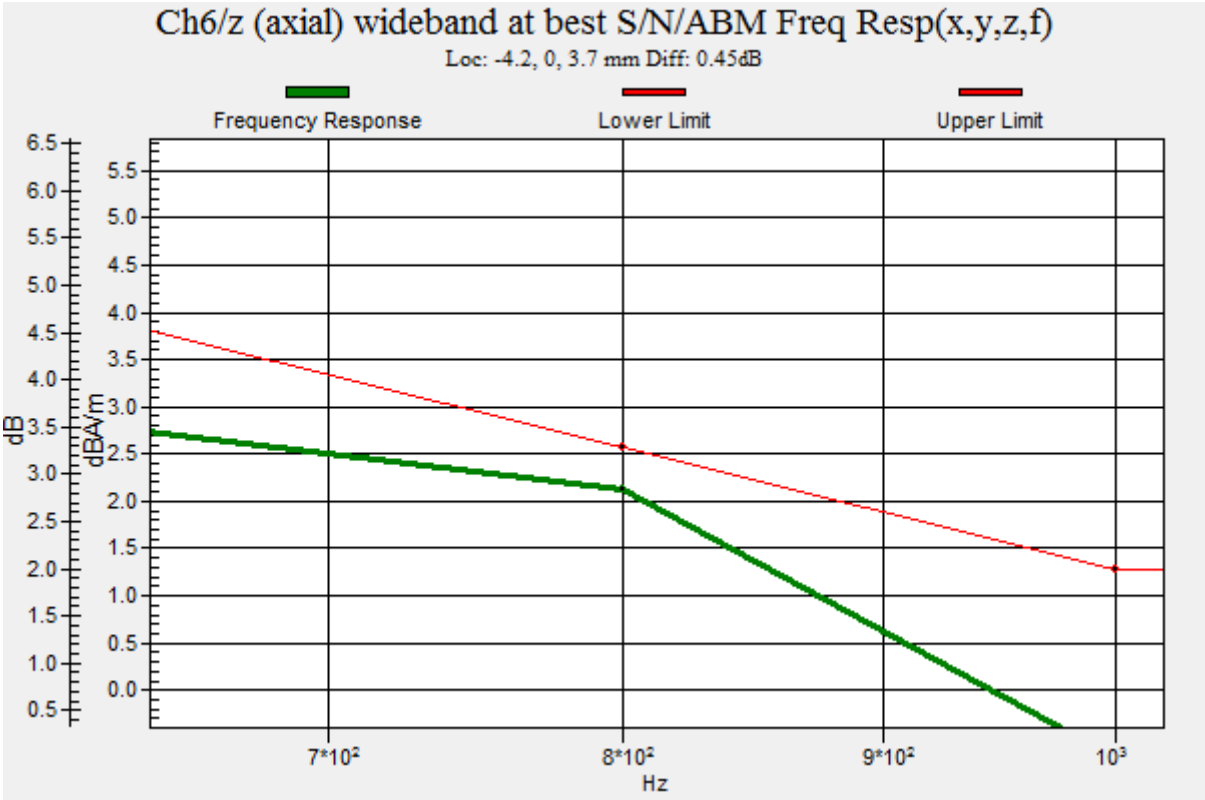
Ch6/z (axial) wideband at best S/N/ABM Freq Resp(x,y,z,f)
Loc: -4.2, 0, 3.7 mm Diff: 0.45dB
Frequency Response
Lower Limit
Upper Limit
dB
dBA/m
Hz

HAC_T-Coil_VoWiFi 2.4GHz_802.11n-HT20 MCS0_AMR 4.75Kbps_Ch6_Y

Communication System: UID 10193 - CAA, IEEE 802.11n (HT Greenfield, 6.5 Mbps, BPSK);
Frequency: 2437 MHz;Duty Cycle: 1:6.44169
Medium: Air Medium parameters used: $\sigma = 0$ S/m, $\varepsilon_r = 1$; $\rho = 0$ kg/m^3
Ambient Temperature：23.2 ℃

DASY5 Configuration:
- Probe: AM1DV2 - 1048; ; Calibrated: 2021.02.22
- Sensor-Surface: 0mm (Fix Surface)
- Electronics: DAE4 Sn480; Calibrated: 2021.06.22
- Phantom: HAC Test Arch with AMCC; Type: SD HAC P01 BA;
- Measurement SW: DASY52, Version 52.8 (8); SEMCAD X Version 14.6.10 (7331)

Ch6/y (transversal) 4.2mm 50 x 50/ABM SNR(x,y,z) (13x13x1): Measurement grid: dx=10mm, dy=10mm
ABM1/ABM2 = 36.71 dB
ABM1 comp = -11.39 dBA/m
BWC Factor = 0.02 dB
Location: -8.3, 8.3, 3.7 mm



0 dB = 68.50 = 36.71 dB

HAC_T-Coil_VoWiFi 2.4GHz_802.11ax-HEW20 RU242_AMR 4.75Kbps_Ch6_Z

Communication System: UID 10193 - CAA, IEEE 802.11ax WiFi (20MHz, 64-QAM, 99pc duty cycle); Frequency: 2437 MHz;Duty Cycle: 1:6.44169
Medium: Air Medium parameters used: $\sigma = 0$ S/m, $\varepsilon_r = 1$; $\rho = 0$ kg/m^3
Ambient Temperature：23.2 ℃

DASY5 Configuration:
- Probe: AM1DV2 - 1048; ; Calibrated: 2021.02.22
- Sensor-Surface: 0mm (Fix Surface)
- Electronics: DAE4 Sn480; Calibrated: 2021.06.22
- Phantom: HAC Test Arch with AMCC; Type: SD HAC P01 BA;
- Measurement SW: DASY52, Version 52.8 (8); SEMCAD X Version 14.6.10 (7331)

Ch6/z (axial) 4.2mm 50 x 50/ABM SNR(x,y,z) (13x13x1): Measurement grid: dx=10mm, dy=10mm
ABM1/ABM2 = 38.76 dB
ABM1 comp = -7.21 dBA/m
BWC Factor = 0.02 dB
Location: -4.2, 0, 3.7 mm



0 dB = 106.7 = 40.56 dB

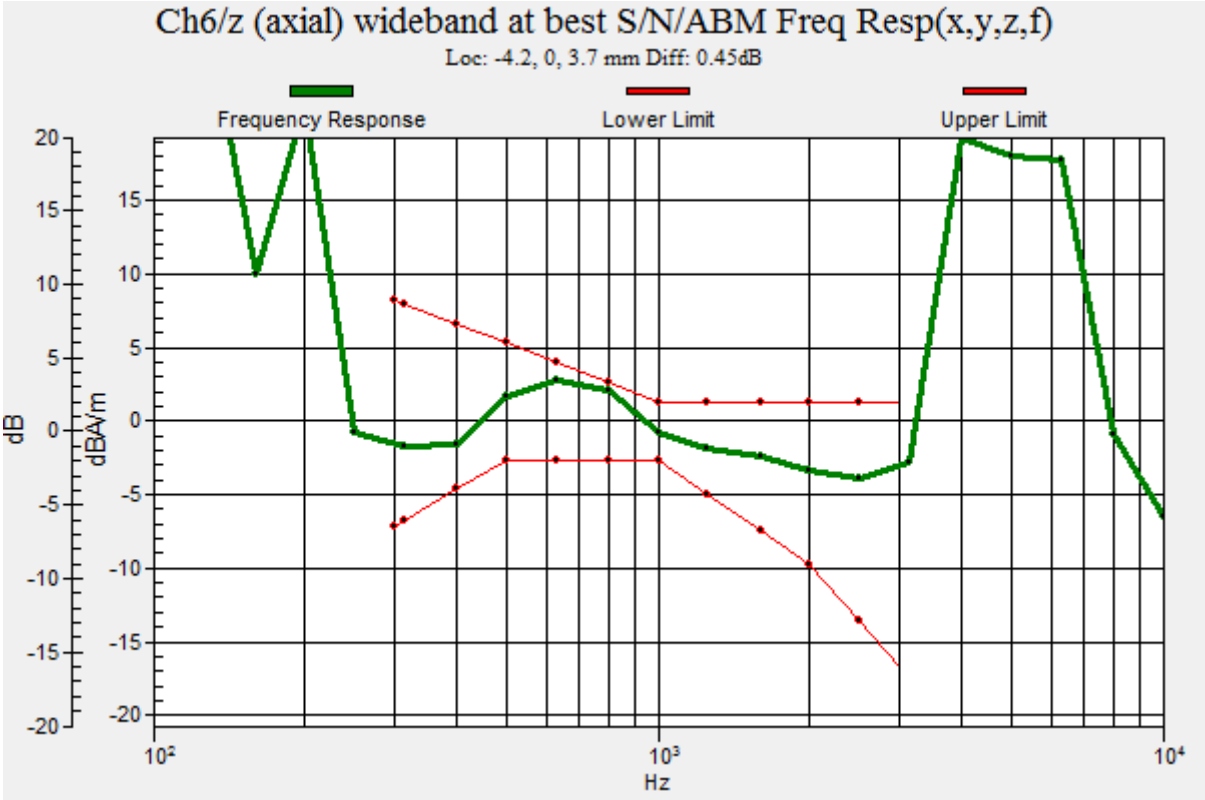
Ch6/z (axial) wideband at best S/N/ABM Freq Resp(x,y,z,f)
Loc: -4.2, 0, 3.7 mm Diff: 0.45dB
Frequency Response
Lower Limit
Upper Limit
dB
dBA/m
Hz

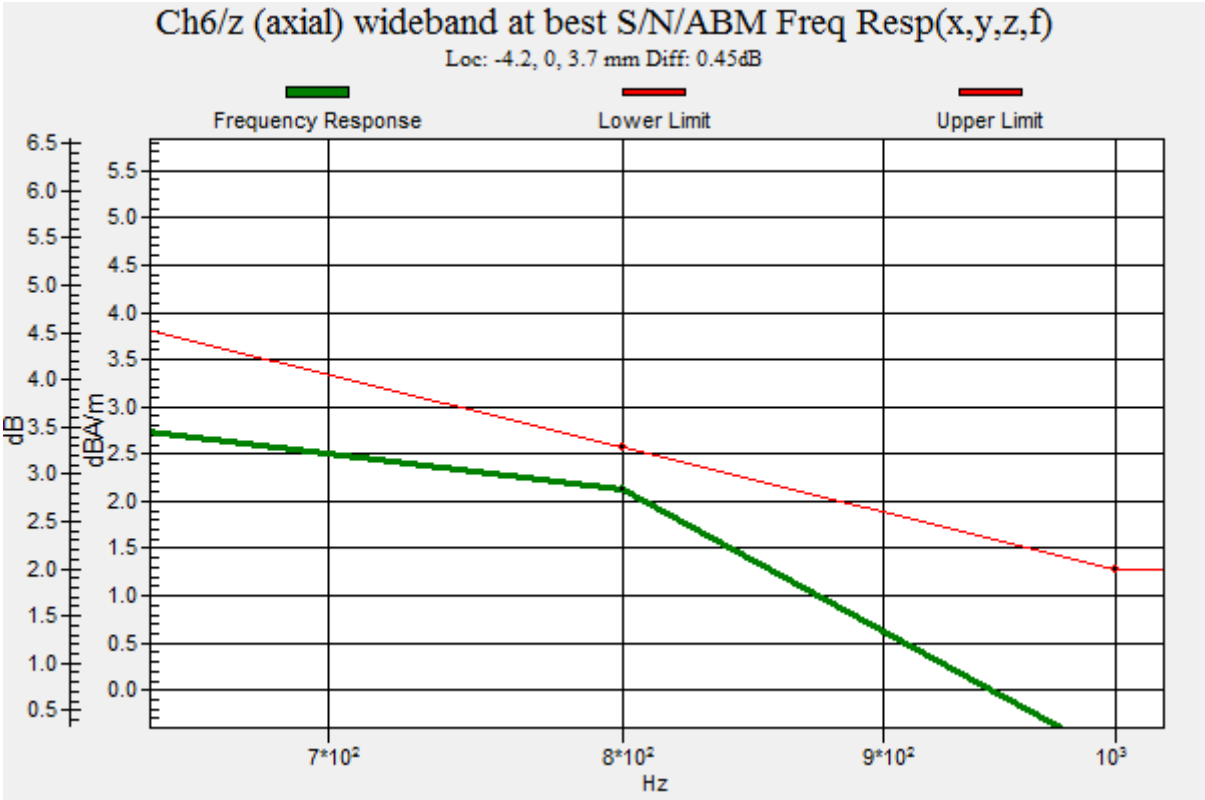
Ch6/z (axial) wideband at best S/N/ABM Freq Resp(x,y,z,f)
Loc: -4.2, 0, 3.7 mm Diff: 0.45dB
Frequency Response
Lower Limit
Upper Limit
dB
dBA/m
Hz

HAC_T-Coil_VoWiFi 2.4GHz_802.11ax-HEW20 RU242_AMR 4.75Kbps_Ch6_Y

Communication System: UID 10193 - CAA, IEEE 802.11ax WiFi (20MHz, 64-QAM, 99pc duty cycle); Frequency: 2437 MHz;Duty Cycle: 1:6.44169
Medium: Air Medium parameters used: $\sigma = 0$ S/m, $\varepsilon_r = 1$; $\rho = 0$ kg/m^3
Ambient Temperature：23.2 ℃

DASY5 Configuration:
- Probe: AM1DV2 - 1048; ; Calibrated: 2021.02.22
- Sensor-Surface: 0mm (Fix Surface)
- Electronics: DAE4 Sn480; Calibrated: 2021.06.22
- Phantom: HAC Test Arch with AMCC; Type: SD HAC P01 BA;
- Measurement SW: DASY52, Version 52.8 (8); SEMCAD X Version 14.6.10 (7331)

Ch6/y (transversal) 4.2mm 50 x 50/ABM SNR(x,y,z) (13x13x1): Measurement grid: dx=10mm, dy=10mm
ABM1/ABM2 = 38.03 dB
ABM1 comp = -12.02 dBA/m
BWC Factor = 0.02 dB
Location: -8.3, 8.3, 3.7 mm



0 dB = 68.50 = 36.71 dB

HAC_T-Coil_VoWiFi 2.4GHz_802.11ax-HEW40 RU242_AMR 4.75Kbps_Ch6_Z

Communication System: UID 10114 - CAA, IEEE 802.11ax WiFi (40MHz, 64-QAM, 99pc duty cycle); Frequency: 2437 MHz;Duty Cycle: 1:6.45654
Medium: Air Medium parameters used: $\sigma = 0$ S/m, $\varepsilon_r = 1$; $\rho = 0$ kg/m^3
Ambient Temperature：23.2 ℃

DASY5 Configuration:
- Probe: AM1DV2 - 1048; ; Calibrated: 2021.02.22
- Sensor-Surface: 0mm (Fix Surface)
- Electronics: DAE4 Sn480; Calibrated: 2021.06.22
- Phantom: HAC Test Arch with AMCC; Type: SD HAC P01 BA;
- Measurement SW: DASY52, Version 52.8 (8); SEMCAD X Version 14.6.10 (7331)

Ch6/z (axial) 4.2mm 50 x 50/ABM SNR(x,y,z) (13x13x1): Measurement grid: dx=10mm, dy=10mm
ABM1/ABM2 = 39.69 dB
ABM1 comp = -6.68 dBA/m
BWC Factor = 0.0016 dB
Location: -4.2, 0, 3.7 mm

0 dB = 96.47 = 39.69 dB

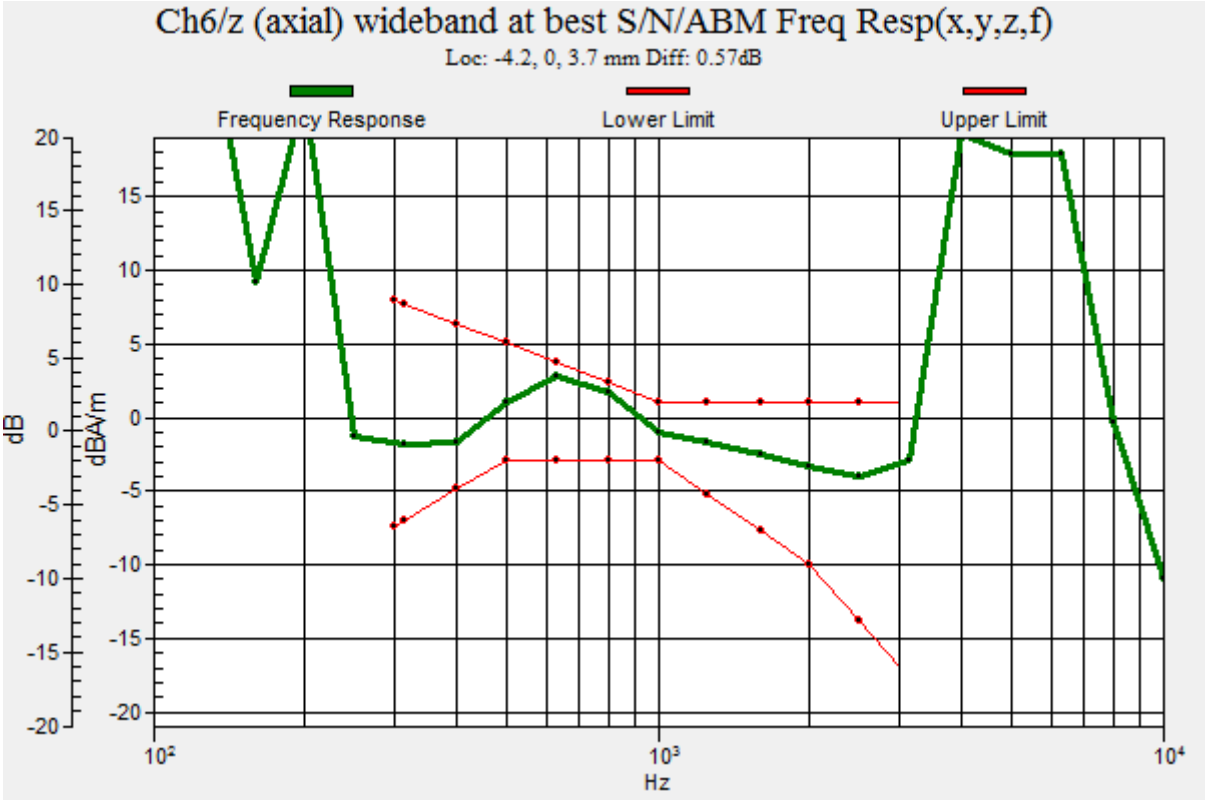
Ch6/z (axial) wideband at best S/N/ABM Freq Resp(x,y,z,f)
Loc: -4.2, 0, 3.7 mm Diff: 0.57dB
Frequency Response
Lower Limit
Upper Limit
dB
dBA/m
Hz

HAC_T-Coil_VoWiFi 2.4GHz_802.11ax-HEW40 RU242_AMR 4.75Kbps_Ch6_Y

Communication System: UID 10114 - CAA, IEEE 802.11ax WiFi (40MHz, 64-QAM, 99pc duty cycle); Frequency: 2437 MHz;Duty Cycle: 1:6.45654
Medium: Air Medium parameters used: $\sigma = 0$ S/m, $\varepsilon_r = 1$; $\rho = 0$ kg/m^3
Ambient Temperature：23.2 ℃

DASY5 Configuration:
- Probe: AM1DV2 - 1048; ; Calibrated: 2021.02.22
- Sensor-Surface: 0mm (Fix Surface)
- Electronics: DAE4 Sn480; Calibrated: 2021.06.22
- Phantom: HAC Test Arch with AMCC; Type: SD HAC P01 BA;
- Measurement SW: DASY52, Version 52.8 (8); SEMCAD X Version 14.6.10 (7331)

Ch6/y (transversal) 4.2mm 50 x 50/ABM SNR(x,y,z) (13x13x1): Measurement grid: dx=10mm, dy=10mm
ABM1/ABM2 = 39.19 dB
ABM1 comp = -11.24 dBA/m
BWC Factor = 0.0016 dB
Location: 0, 4.2, 3.7 mm



0 dB = 91.14 = 39.19 dB

HAC_T-Coil_VoWiFi 5.2GHz_802.11a 6Mbps_AMR 4.75Kbps_Ch44_Z

Communication System: UID 10317 - AAA, IEEE 802.11a WiFi 5 GHz (OFDM, 6 Mbps, 96pc duty cycle); Frequency: 5220 MHz;Duty Cycle: 1:6.85488
Medium: Air Medium parameters used: $\sigma = 0$ S/m, $\varepsilon_r = 1$; $\rho = 0$ kg/m^3
Ambient Temperature：23.2 ℃

DASY5 Configuration:
- Probe: AM1DV2 - 1048; ; Calibrated: 2019.12.10
- Sensor-Surface: 0mm (Fix Surface)
- Electronics: DAE4 Sn480; Calibrated: 2021.06.22
- Phantom: HAC Test Arch with AMCC; Type: SD HAC P01 BA;
- Measurement SW: DASY52, Version 52.8 (8); SEMCAD X Version 14.6.10 (7331)

Ch44/z (axial) 4.2mm 50 x 50/ABM SNR(x,y,z) (13x13x1): Measurement grid: dx=10mm, dy=10mm
ABM1/ABM2 = 49.35 dB
ABM1 comp = -5.65 dBA/m
BWC Factor = -0.02 dB
Location: -4.2, 0, 3.7 mm

0 dB = 293.5 = 49.35 dB

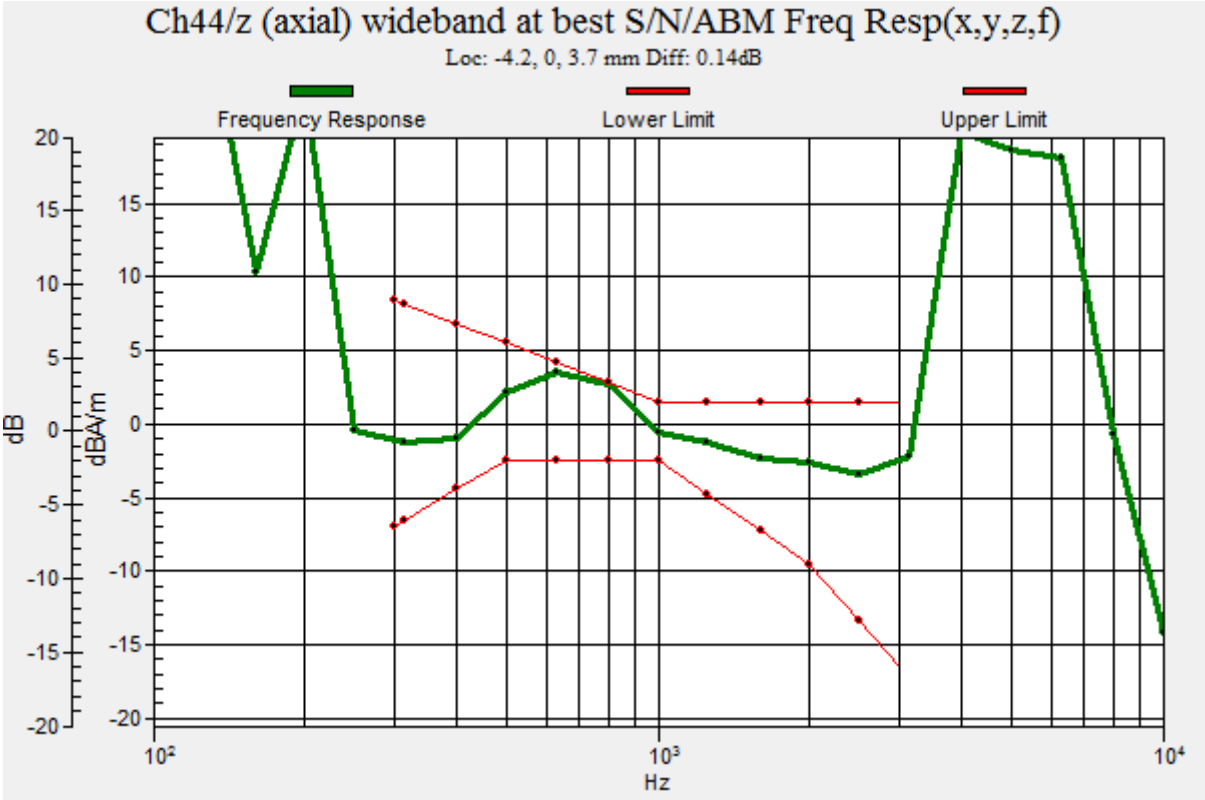
Ch44/z (axial) wideband at best S/N/ABM Freq Resp(x,y,z,f)
Loc: -4.2, 0, 3.7 mm Diff: 0.14dB
Frequency Response
Lower Limit
Upper Limit
dB
dBA/m
Hz

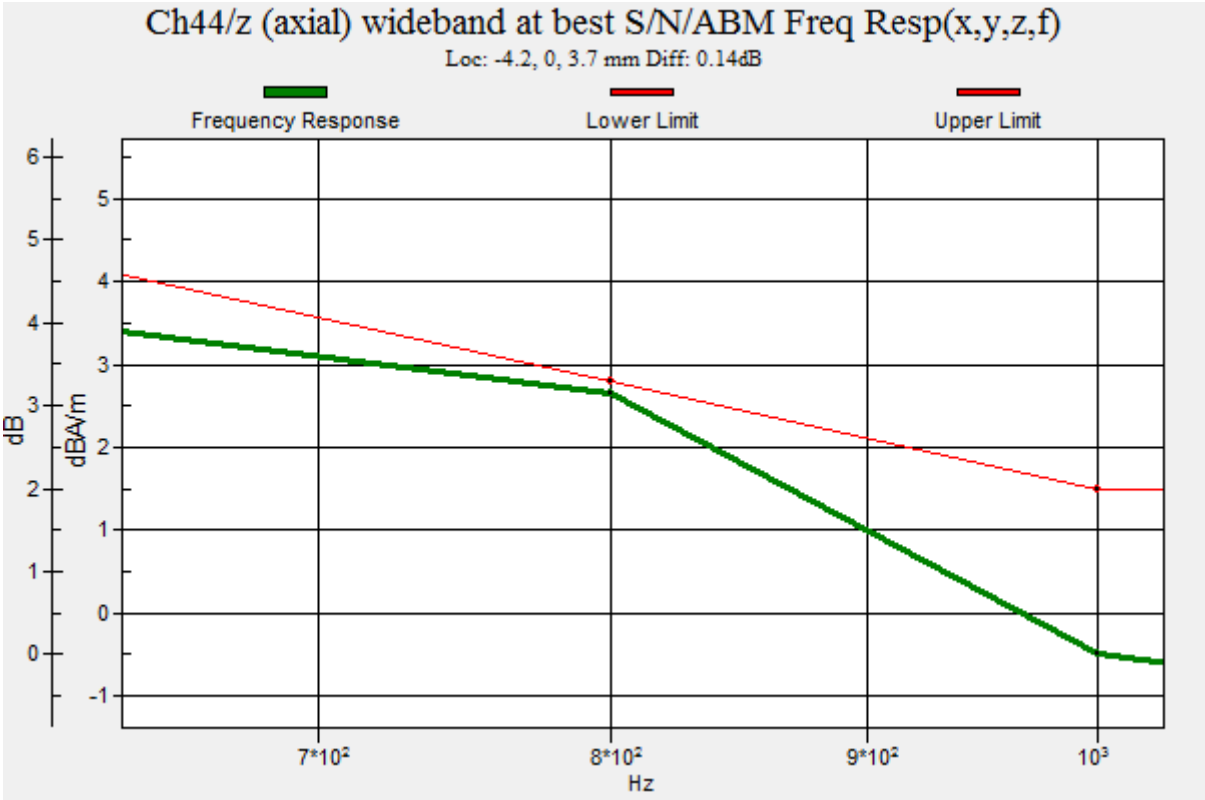
Ch44/z (axial) wideband at best S/N/ABM Freq Resp(x,y,z,f)
Loc: -4.2, 0, 3.7 mm Diff: 0.14dB
Frequency Response
Lower Limit
Upper Limit
dB
dBA/m
Hz

HAC_T-Coil_VoWiFi 5.2GHz_802.11a 6Mbps_AMR 4.75Kbps_Ch44_Y

Communication System: UID 10317 - AAA, IEEE 802.11a WiFi 5 GHz (OFDM, 6 Mbps, 96pc duty cycle); Frequency: 5220 MHz;Duty Cycle: 1:6.85488
Medium: Air Medium parameters used: $\sigma = 0$ S/m, $\varepsilon_r = 1$; $\rho = 0$ kg/m^3
Ambient Temperature：23.2 ℃

DASY5 Configuration:
- Probe: AM1DV2 - 1048; ; Calibrated: 2021.02.22
- Sensor-Surface: 0mm (Fix Surface)
- Electronics: DAE4 Sn480; Calibrated: 2021.06.22
- Phantom: HAC Test Arch with AMCC; Type: SD HAC P01 BA;
- Measurement SW: DASY52, Version 52.8 (8); SEMCAD X Version 14.6.10 (7331)

Ch44/y (transversal) 4.2mm 50 x 50/ABM SNR(x,y,z) (13x13x1): Measurement grid: dx=10mm, dy=10mm
ABM1/ABM2 = 42.80 dB
ABM1 comp = -6.75 dBA/m
BWC Factor = -0.02 dB
Location: -4.2, 8.3, 3.7 mm

0 dB = 138.1 = 42.80 dB

HAC_T-Coil_VoWiFi 5.3GHz_802.11a 6Mbps_AMR 4.75Kbps_Ch60_Z

Communication System: UID 10317 - AAA, IEEE 802.11a WiFi 5 GHz (OFDM, 6 Mbps, 96pc duty cycle); Frequency: 5220 MHz;Duty Cycle: 1:6.85488
Medium: Air Medium parameters used: $\sigma = 0$ S/m, $\varepsilon_r = 1$; $\rho = 0$ kg/m^3
Ambient Temperature：23.2 ℃

DASY5 Configuration:
- Probe: AM1DV2 - 1048; ; Calibrated: 2019.12.10
- Sensor-Surface: 0mm (Fix Surface)
- Electronics: DAE4 Sn480; Calibrated: 2021.06.22
- Phantom: HAC Test Arch with AMCC; Type: SD HAC P01 BA;
- Measurement SW: DASY52, Version 52.8 (8); SEMCAD X Version 14.6.10 (7331)

Ch60/z (axial) 4.2mm 50 x 50/ABM SNR(x,y,z) (13x13x1): Measurement grid: dx=10mm, dy=10mm
ABM1/ABM2 = 42.34 dB
ABM1 comp = -3.21 dBA/m
BWC Factor = -0.03 dB
Location: 0, 0, 3.7 mm

0 dB = 130.9 = 42.34 dB

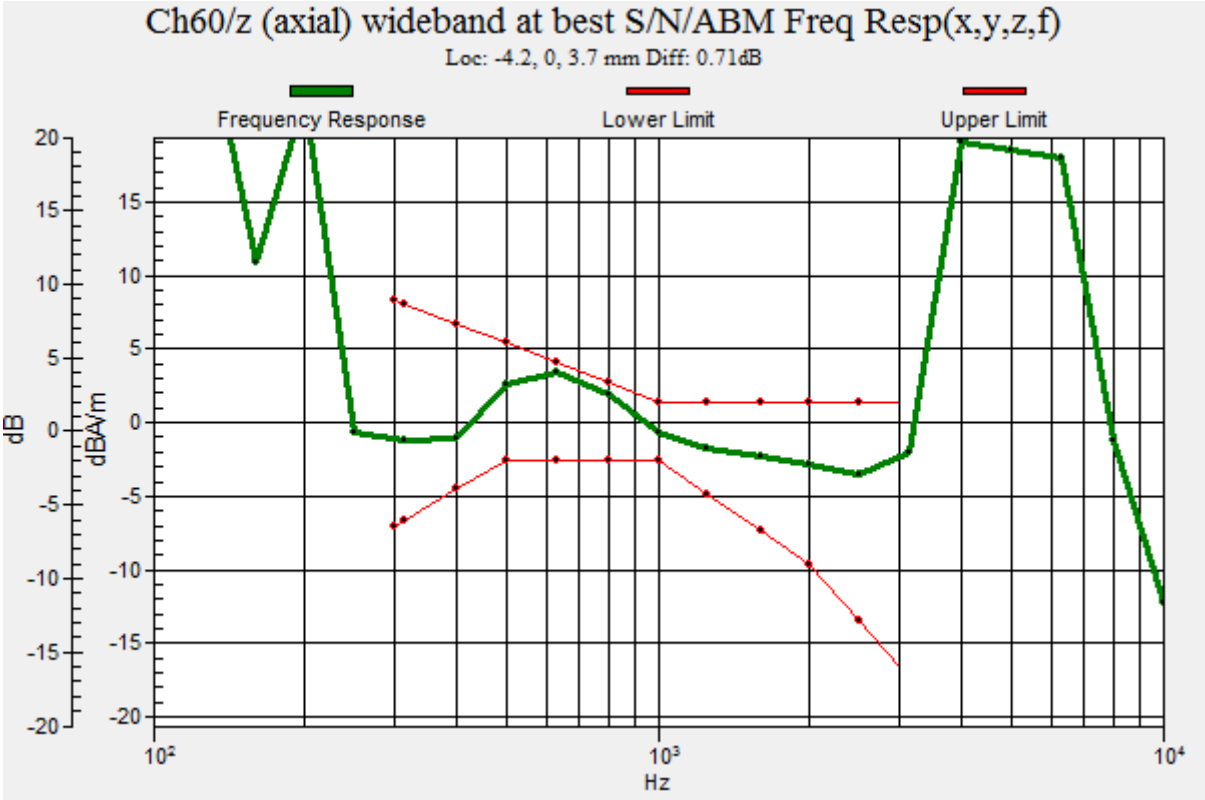
Ch60/z (axial) wideband at best S/N/ABM Freq Resp(x,y,z,f)
Loc: -4.2, 0, 3.7 mm Diff: 0.71dB
Frequency Response
Lower Limit
Upper Limit
dB
dBA/m
Hz

HAC_T-Coil_VoWiFi 5.3GHz_802.11a 6Mbps_AMR 4.75Kbps_Ch60_Y

Communication System: UID 10317 - AAA, IEEE 802.11a WiFi 5 GHz (OFDM, 6 Mbps, 96pc duty cycle); Frequency: 5220 MHz;Duty Cycle: 1:6.85488
Medium: Air Medium parameters used: $\sigma = 0$ S/m, $\varepsilon_r = 1$; $\rho = 0$ kg/m^3
Ambient Temperature：23.2 ℃

DASY5 Configuration:
- Probe: AM1DV2 - 1048; ; Calibrated: 2021.02.22
- Sensor-Surface: 0mm (Fix Surface)
- Electronics: DAE4 Sn480; Calibrated: 2021.06.22
- Phantom: HAC Test Arch with AMCC; Type: SD HAC P01 BA;
- Measurement SW: DASY52, Version 52.8 (8); SEMCAD X Version 14.6.10 (7331)

Ch60/y (transversal) 4.2mm 50 x 50/ABM SNR(x,y,z) (13x13x1): Measurement grid: dx=10mm, dy=10mm
ABM1/ABM2 = 41.47 dB
ABM1 comp = -4.54 dBA/m
BWC Factor = -0.03 dB
Location: 0, 8.3, 3.7 mm



0 dB = 118.4 = 41.47 dB

HAC_T-Coil_VoWiFi 5.5GHz_802.11a 6Mbps_AMR 4.75Kbps_Ch120_Z

Communication System: UID 10317 - AAA, IEEE 802.11a WiFi 5 GHz (OFDM, 6 Mbps, 96pc duty cycle); Frequency: 5600 MHz;Duty Cycle: 1:6.85488
Medium: Air Medium parameters used: $\sigma = 0$ S/m, $\varepsilon_r = 1$; $\rho = 0$ kg/m^3
Ambient Temperature：23.2 ℃

DASY5 Configuration:
- Probe: AM1DV2 - 1048; ; Calibrated: 2021.02.22
- Sensor-Surface: 0mm (Fix Surface)
- Electronics: DAE4 Sn480; Calibrated: 2021.06.22
- Phantom: HAC Test Arch with AMCC; Type: SD HAC P01 BA;
- Measurement SW: DASY52, Version 52.8 (8); SEMCAD X Version 14.6.10 (7331)

Ch120/z (axial) 4.2mm 50 x 50/ABM SNR(x,y,z) (13x13x1): Measurement grid: dx=10mm, dy=10mm
ABM1/ABM2 = 47.81 dB
ABM1 comp = -1.76 dBA/m
BWC Factor = 0.03 dB
Location: -4.2, 0, 3.7 mm

0 dB = 245.7 = 47.81 dB

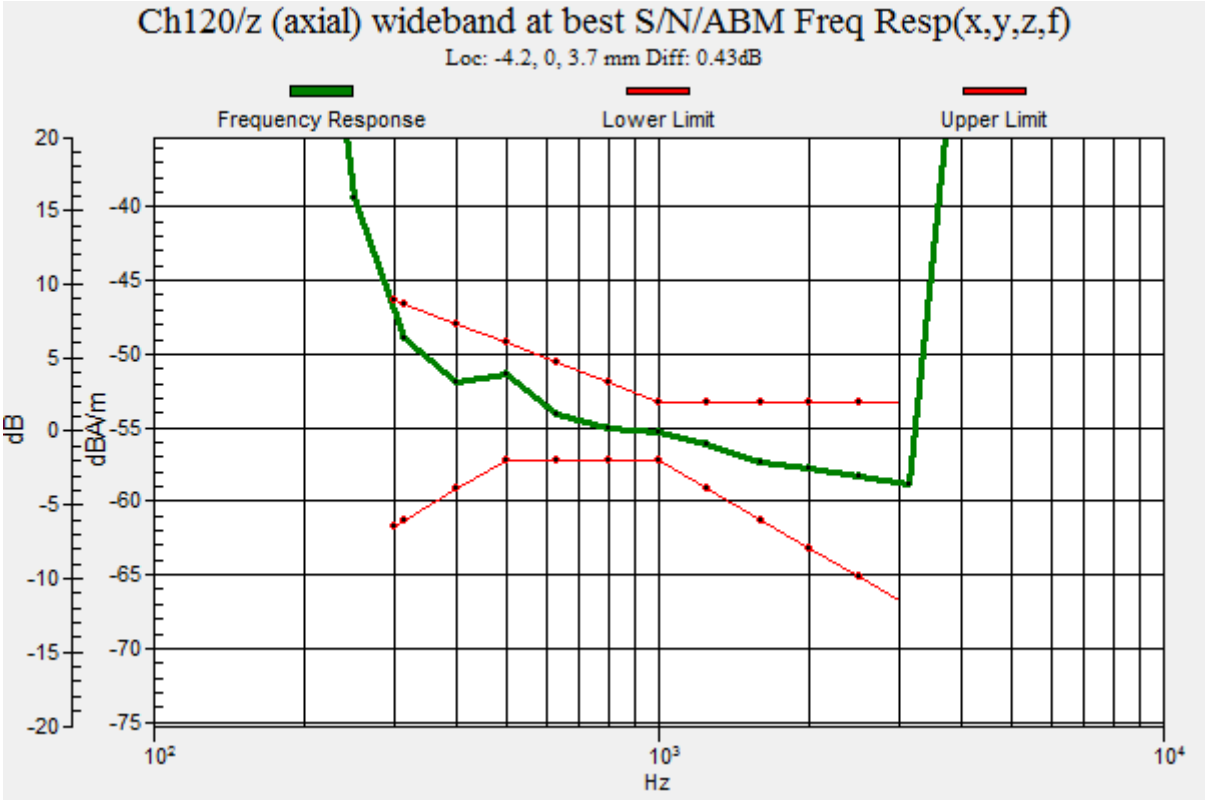
Ch120/z (axial) wideband at best S/N/ABM Freq Resp(x,y,z,f)
Loc: -4.2, 0, 3.7 mm Diff: 0.43dB
Frequency Response
Lower Limit
Upper Limit
dB
dBA/m
Hz

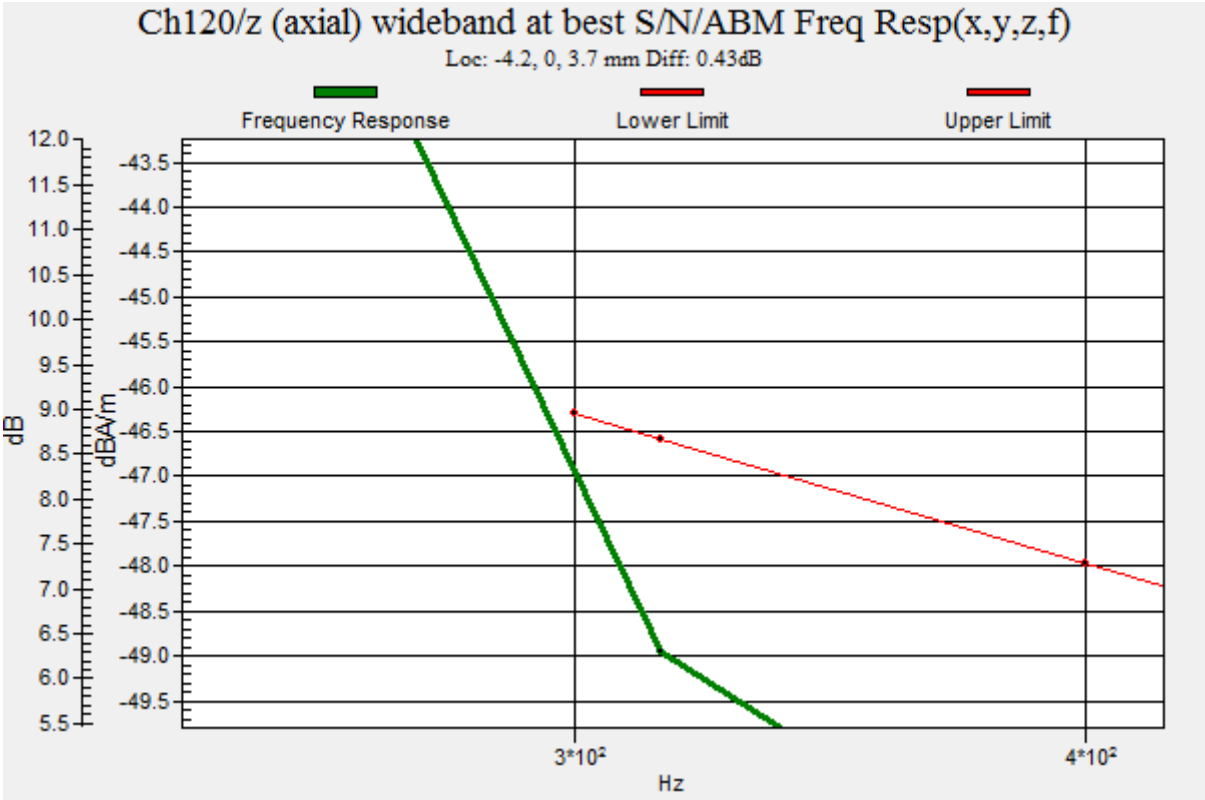
Ch120/z (axial) wideband at best S/N/ABM Freq Resp(x,y,z,f)
Loc: -4.2, 0, 3.7 mm Diff: 0.43dB
Frequency Response
Lower Limit
Upper Limit
dB
dBA/m
Hz

HAC_T-Coil_VoWiFi 5.5GHz_802.11a 6Mbps_AMR 4.75Kbps_Ch120 _Y

Communication System: UID 10317 - AAA, IEEE 802.11a WiFi 5 GHz (OFDM, 6 Mbps, 96pc duty cycle); Frequency: 5600 MHz;Duty Cycle: 1:6.85488
Medium: Air Medium parameters used: $\sigma = 0$ S/m, $\varepsilon_r = 1$; $\rho = 0$ kg/m^3
Ambient Temperature：23.2 ℃

DASY5 Configuration:
- Probe: AM1DV2 - 1048; ; Calibrated: 2021.02.22
- Sensor-Surface: 0mm (Fix Surface)
- Electronics: DAE4 Sn480; Calibrated: 2021.06.22
- Phantom: HAC Test Arch with AMCC; Type: SD HAC P01 BA;
- Measurement SW: DASY52, Version 52.8 (8); SEMCAD X Version 14.6.10 (7331)

Ch120/y (transversal) 4.2mm 50 x 50/ABM SNR(x,y,z) (13x13x1): Measurement grid: dx=10mm, dy=10mm
ABM1/ABM2 = 41.05 dB
ABM1 comp = -7.11 dBA/m
BWC Factor = 0.03 dB
Location: -4.2, 12.5, 3.7 mm



0 dB = 112.9 = 41.05 dB

HAC_T-Coil_VoWiFi 5.8GHz_802.11a 6Mbps_AMR 4.75Kbps_Ch157_Z

Communication System: UID 10317 - AAA, IEEE 802.11a WiFi 5 GHz (OFDM, 6 Mbps, 96pc duty cycle); Frequency: 5785 MHz;Duty Cycle: 1:6.85488
Medium: Air Medium parameters used: $\sigma = 0$ S/m, $\varepsilon_r = 1$; $\rho = 0$ kg/m^3
Ambient Temperature：23.2 ℃

DASY5 Configuration:
- Probe: AM1DV2 - 1048; ; Calibrated: 2021.02.22
- Sensor-Surface: 0mm (Fix Surface)
- Electronics: DAE4 Sn480; Calibrated: 2021.06.22
- Phantom: HAC Test Arch with AMCC; Type: SD HAC P01 BA;
- Measurement SW: DASY52, Version 52.8 (8); SEMCAD X Version 14.6.10 (7331)

Ch157/z (axial) 4.2mm 50 x 50/ABM SNR(x,y,z) (13x13x1): Measurement grid: dx=10mm, dy=10mm
ABM1/ABM2 = 42.55 dB
ABM1 comp = -2.61 dBA/m
BWC Factor = -0.00023 dB
Location: 0, 0, 3.7 mm

0 dB = 134.2 = 42.56 dB

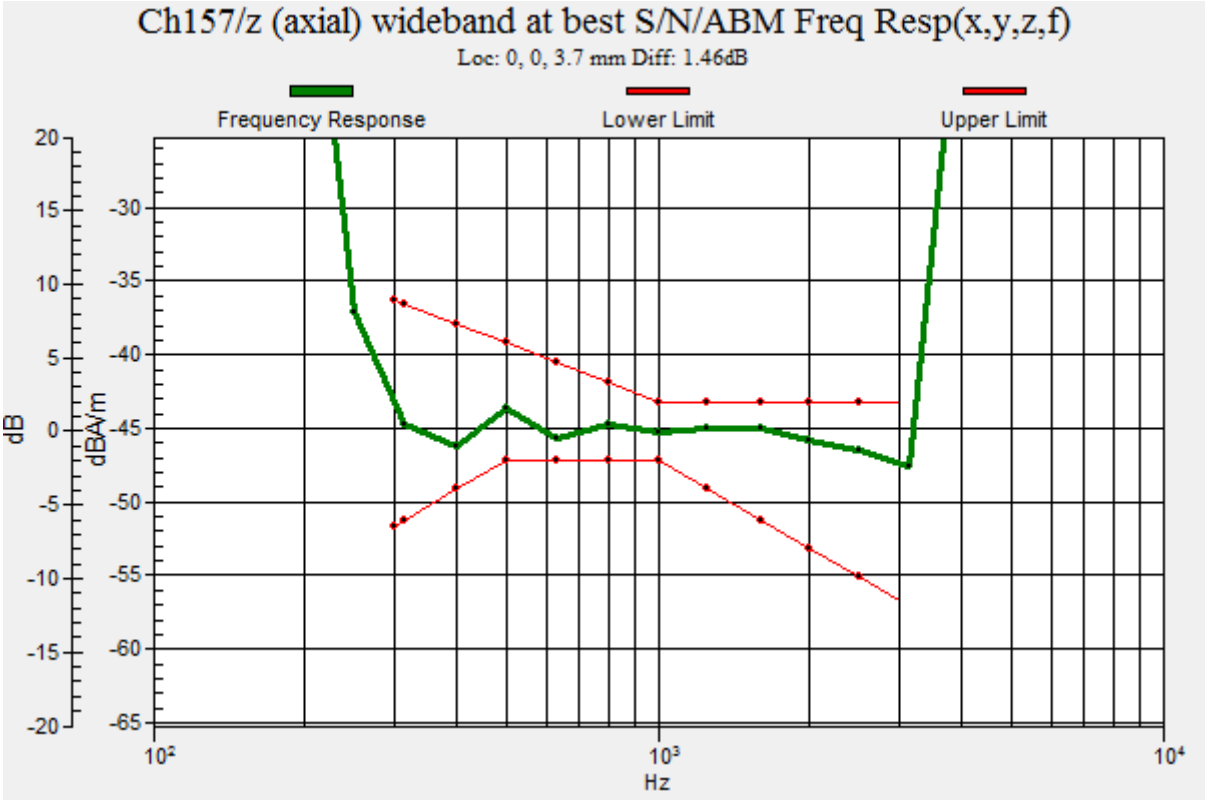
Ch157/z (axial) wideband at best S/N/ABM Freq Resp(x,y,z,f)
Loc: 0, 0, 3.7 mm Diff: 1.46dB
Frequency Response
Lower Limit
Upper Limit
dB
dBA/m
20
15
10
5
0
-5
-10
-15
-20
-30
-35
-40
-45
-50
-55
-60
-65
10^2
10^3
10^4
Hz

HAC_T-Coil_VoWiFi 5.8GHz_802.11a 6Mbps_AMR 4.75Kbps_Ch157_Y

Communication System: UID 10317 - AAA, IEEE 802.11a WiFi 5 GHz (OFDM, 6 Mbps, 96pc duty cycle); Frequency: 5785 MHz;Duty Cycle: 1:6.85488
Medium: Air Medium parameters used: $\sigma = 0$ S/m, $\varepsilon_r = 1$; $\rho = 0$ kg/m^3
Ambient Temperature：23.2 ℃

DASY5 Configuration:
- Probe: AM1DV2 - 1048; ; Calibrated: 2021.02.22
- Sensor-Surface: 0mm (Fix Surface)
- Electronics: DAE4 Sn480; Calibrated: 2021.06.22
- Phantom: HAC Test Arch with AMCC; Type: SD HAC P01 BA;
- Measurement SW: DASY52, Version 52.8 (8); SEMCAD X Version 14.6.10 (7331)

Ch157/y (transversal) 4.2mm 50 x 50/ABM SNR(x,y,z) (13x13x1): Measurement grid: dx=10mm, dy=10mm
ABM1/ABM2 = 42.45 dB
ABM1 comp = -7.42 dBA/m
BWC Factor = -0.00023 dB
Location: -4.2, 8.3, 3.7 mm

0 dB = 132.6 = 42.45 dB

HAC_T-Coil_VoWiFi 5.2GHz_802.11n-HT20 MCS0_AMR 4.75Kbps_Ch44_Z

Communication System: UID 10193 - CAA, IEEE 802.11n (HT Greenfield, 6.5 Mbps, BPSK);
Frequency: 5220 MHz;Duty Cycle: 1:6.44169
Medium: Air Medium parameters used: $\sigma = 0$ S/m, $\varepsilon_r = 1$; $\rho = 0$ kg/m^3
Ambient Temperature：23.2 ℃

DASY5 Configuration:
- Probe: AM1DV2 - 1048; ; Calibrated: 2021.02.22
- Sensor-Surface: 0mm (Fix Surface)
- Electronics: DAE4 Sn480; Calibrated: 2021.06.22
- Phantom: HAC Test Arch with AMCC; Type: SD HAC P01 BA;
- Measurement SW: DASY52, Version 52.8 (8); SEMCAD X Version 14.6.10 (7331)

Ch44/z (axial) 4.2mm 50 x 50/ABM SNR(x,y,z) (13x13x1): Measurement grid: dx=10mm, dy=10mm
ABM1/ABM2 = 44.68 dB
ABM1 comp = -1.51 dBA/m
BWC Factor = 0.02 dB
Location: 0, 0, 3.7 mm



0 dB = 171.5 = 44.69 dB

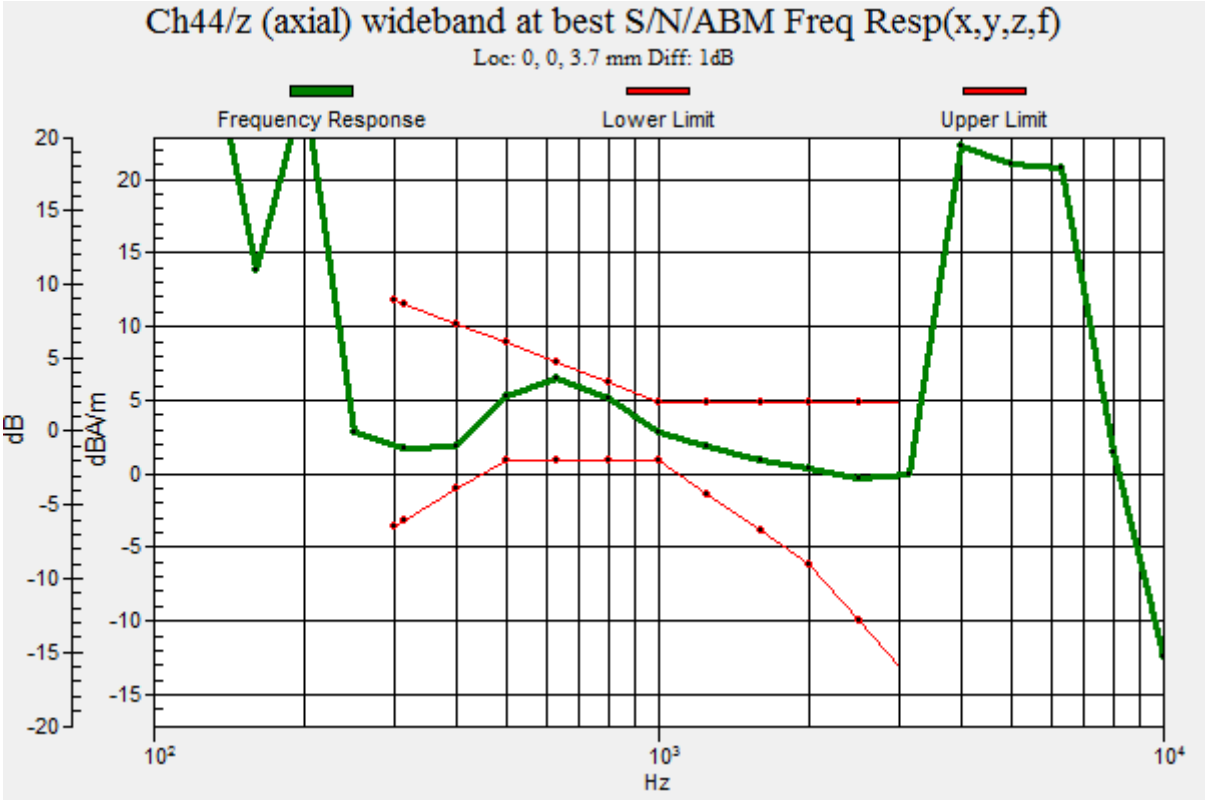
Ch44/z (axial) wideband at best S/N/ABM Freq Resp(x,y,z,f)
Loc: 0, 0, 3.7 mm Diff: 1dB
Frequency Response
Lower Limit
Upper Limit
dB
dBA/m
Hz

HAC_T-Coil_VoWiFi 5.2GHz_802.11n-HT20 MCS0_AMR 4.75Kbps_Ch44_Y

Communication System: UID 10193 - CAA, IEEE 802.11n (HT Greenfield, 6.5 Mbps, BPSK);
Frequency: 5220 MHz;Duty Cycle: 1:6.44169
Medium: Air Medium parameters used: $\sigma = 0$ S/m, $\varepsilon_r = 1$; $\rho = 0$ kg/m^3
Ambient Temperature：23.2 ℃

DASY5 Configuration:
- Probe: AM1DV2 - 1048; ; Calibrated: 2021.02.22
- Sensor-Surface: 0mm (Fix Surface)
- Electronics: DAE4 Sn480; Calibrated: 2021.06.22
- Phantom: HAC Test Arch with AMCC; Type: SD HAC P01 BA;
- Measurement SW: DASY52, Version 52.8 (8); SEMCAD X Version 14.6.10 (7331)

Ch44/y (transversal) 4.2mm 50 x 50/ABM SNR(x,y,z) (13x13x1): Measurement grid: dx=10mm, dy=10mm
ABM1/ABM2 = 44.84 dB
ABM1 comp = -2.63 dBA/m
BWC Factor = 0.02 dB
Location: 0, 8.3, 3.7 mm



0 dB = 174.6 = 44.84 dB

HAC_T-Coil_VoWiFi 5.2GHz_802.11n-HT40 MCS0_AMR 4.75Kbps_Ch46_Z

Communication System: UID 10117 - CAA, IEEE 802.11n (HT Mixed, 13.5 Mbps, BPSK);
Frequency: 5230 MHz;Duty Cycle: 1:6.4121
Medium: Air Medium parameters used: $\sigma = 0$ S/m, $\varepsilon_r = 1$; $\rho = 0$ kg/m^3
Ambient Temperature：23.2 ℃

DASY5 Configuration:
- Probe: AM1DV2 - 1048; ; Calibrated: 2021.02.22
- Sensor-Surface: 0mm (Fix Surface)
- Electronics: DAE4 Sn480; Calibrated: 2021.06.22
- Phantom: HAC Test Arch with AMCC; Type: SD HAC P01 BA;
- Measurement SW: DASY52, Version 52.8 (8); SEMCAD X Version 14.6.10 (7331)

Ch46/z (axial) 4.2mm 50 x 50/ABM SNR(x,y,z) (13x13x1): Measurement grid: dx=10mm, dy=10mm
ABM1/ABM2 = 50.41 dB
ABM1 comp = 4.01 dBA/m
BWC Factor = 0.01 dB
Location: 0, 0, 3.7 mm

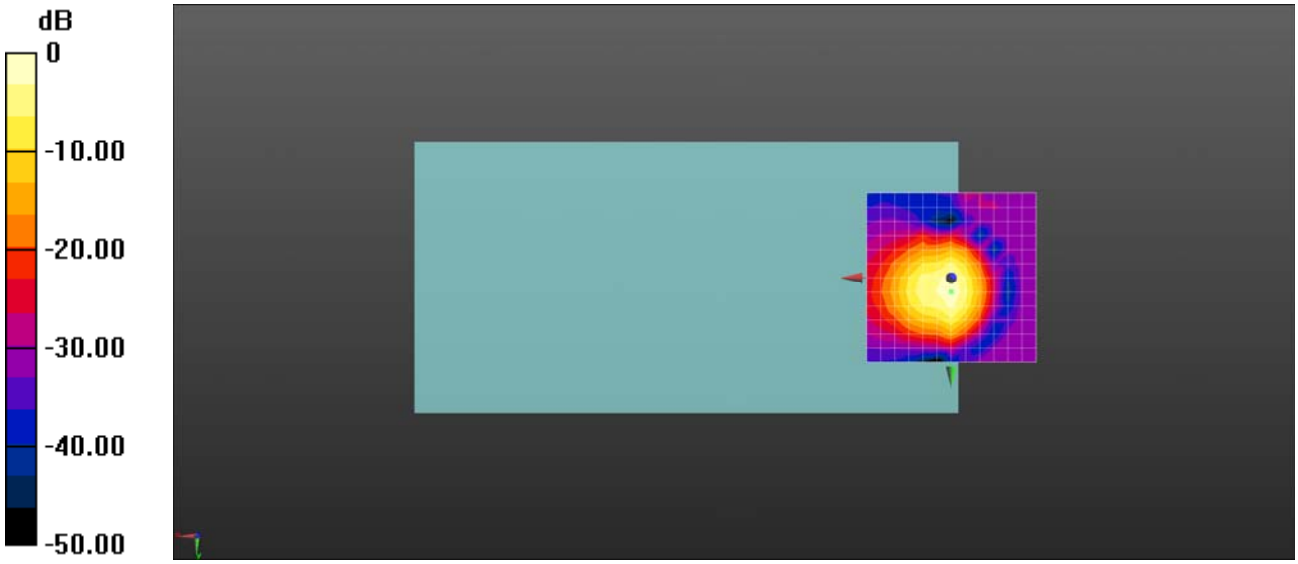

0 dB = 331.4 = 50.41 dB

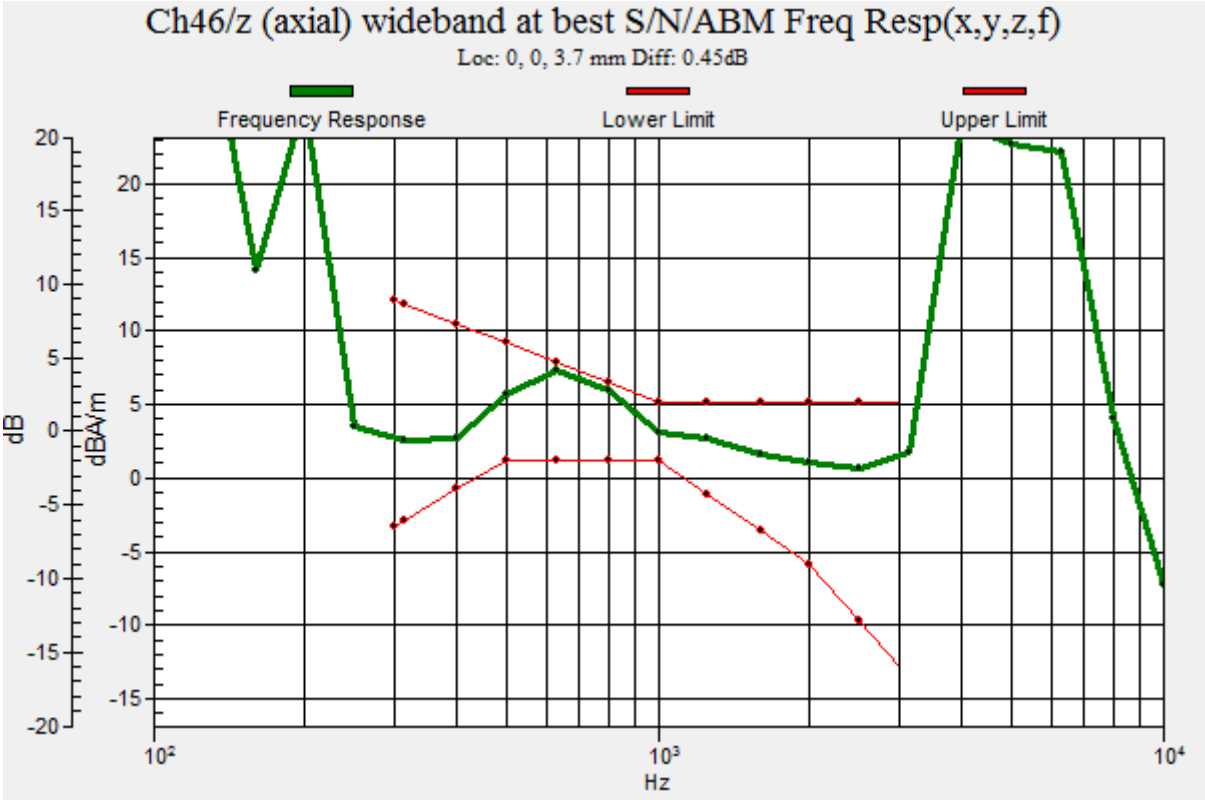
Ch46/z (axial) wideband at best S/N/ABM Freq Resp(x,y,z,f)
Loc: 0, 0, 3.7 mm Diff: 0.45dB
Frequency Response
Lower Limit
Upper Limit
dB
dBA/m
Hz

HAC_T-Coil_VoWiFi 5.2GHz_802.11n-HT40 MCS0_AMR 4.75Kbps_Ch46_Y

Communication System: UID 10117 - CAA, IEEE 802.11n (HT Mixed, 13.5 Mbps, BPSK);
Frequency: 5230 MHz;Duty Cycle: 1:6.4121
Medium: Air Medium parameters used: $\sigma = 0$ S/m, $\varepsilon_r = 1$; $\rho = 0$ kg/m^3
Ambient Temperature：23.2 ℃

DASY5 Configuration:
- Probe: AM1DV2 - 1048; ; Calibrated: 2021.02.22
- Sensor-Surface: 0mm (Fix Surface)
- Electronics: DAE4 Sn480; Calibrated: 2021.06.22
- Phantom: HAC Test Arch with AMCC; Type: SD HAC P01 BA;
- Measurement SW: DASY52, Version 52.8 (8); SEMCAD X Version 14.6.10 (7331)

Ch46/y (transversal) 4.2mm 50 x 50/ABM SNR(x,y,z) (13x13x1): Measurement grid: dx=10mm, dy=10mm
ABM1/ABM2 = 44.63 dB
ABM1 comp = -3.42 dBA/m
BWC Factor = 0.01 dB
Location: 0, 8.3, 3.7 mm



0 dB = 170.4 = 44.63 dB

HAC_T-Coil_VoWiFi 5.2GHz_802.11ac-VHT20 MCS0_AMR 4.75Kbps_Ch44_Z

Communication System: UID 10400 - AAA, IEEE 802.11ac WiFi (20MHz, 64-QAM, 99pc duty cycle); Frequency: 5220 MHz;Duty Cycle: 1:6.87068
Medium: Air Medium parameters used: $\sigma = 0$ S/m, $\varepsilon_r = 1$; $\rho = 0$ kg/m^3
Ambient Temperature：23.2 ℃

DASY5 Configuration:
- Probe: AM1DV2 - 1048; ; Calibrated: 2021.02.22
- Sensor-Surface: 0mm (Fix Surface)
- Electronics: DAE4 Sn480; Calibrated: 2021.06.22
- Phantom: HAC Test Arch with AMCC; Type: SD HAC P01 BA;
- Measurement SW: DASY52, Version 52.8 (8); SEMCAD X Version 14.6.10 (7331)

Ch44/z (axial) 4.2mm 50 x 50/ABM SNR(x,y,z) (13x13x1): Measurement grid: dx=10mm, dy=10mm
ABM1/ABM2 = 50.90 dB
ABM1 comp = 5.18 dBA/m
BWC Factor = 0.02 dB
Location: 0, 0, 3.7 mm



0 dB = 350.7 = 50.90 dB

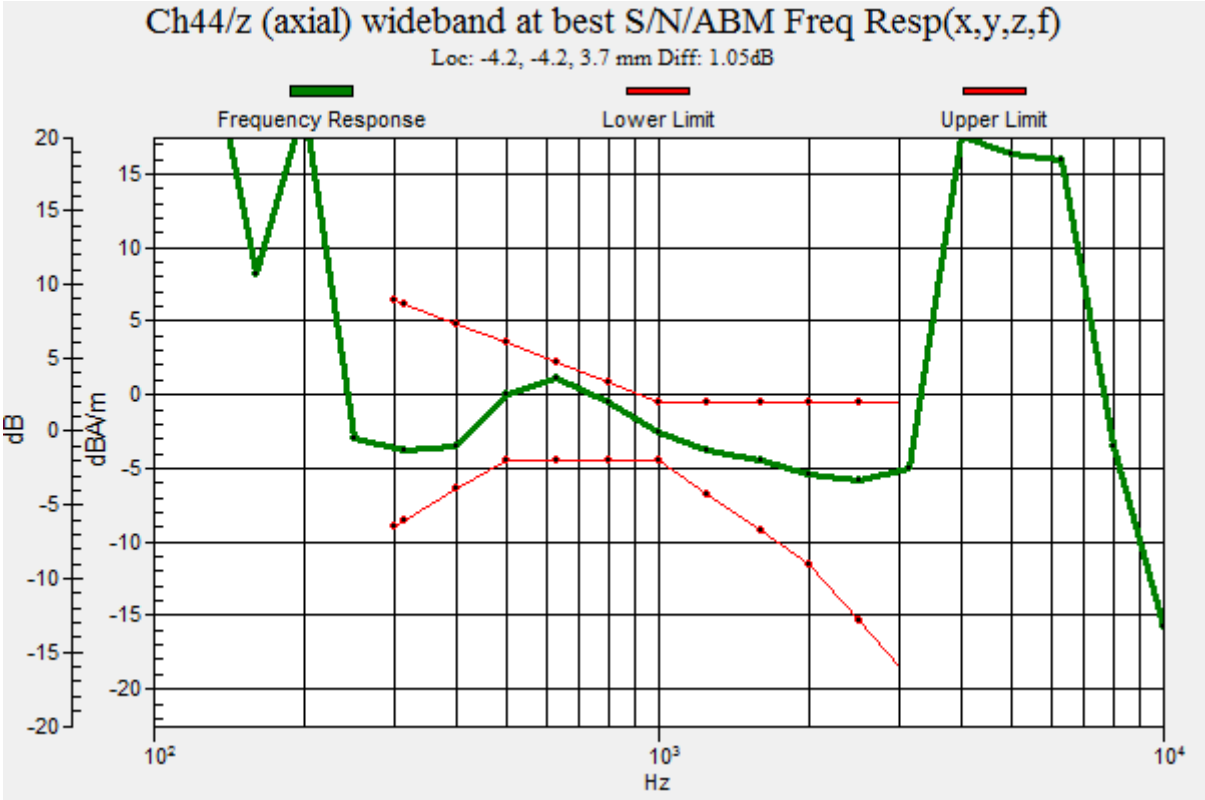
Ch44/z (axial) wideband at best S/N/ABM Freq Resp(x,y,z,f)
Loc: -4.2, -4.2, 3.7 mm Diff: 1.05dB
Frequency Response
Lower Limit
Upper Limit
dB
dBA/m
Hz

HAC_T-Coil_VoWiFi 5.2GHz_802.11ac-VHT20 MCS0_AMR 4.75Kbps_Ch44_Y

Communication System: UID 10400 - AAA, IEEE 802.11ac WiFi (20MHz, 64-QAM, 99pc duty cycle); Frequency: 5220 MHz;Duty Cycle: 1:6.87068
Medium: Air Medium parameters used: $\sigma = 0$ S/m, $\varepsilon_r = 1$; $\rho = 0$ kg/m^3
Ambient Temperature：23.2 ℃

DASY5 Configuration:
- Probe: AM1DV2 - 1048; ; Calibrated: 2021.02.22
- Sensor-Surface: 0mm (Fix Surface)
- Electronics: DAE4 Sn480; Calibrated: 2021.06.22
- Phantom: HAC Test Arch with AMCC; Type: SD HAC P01 BA;
- Measurement SW: DASY52, Version 52.8 (8); SEMCAD X Version 14.6.10 (7331)

Ch44/y (transversal) 4.2mm 50 x 50/ABM SNR(x,y,z) (13x13x1): Measurement grid: dx=10mm, dy=10mm
ABM1/ABM2 = 44.66 dB
ABM1 comp = -2.30 dBA/m
BWC Factor = 0.02 dB
Location: 0, 8.3, 3.7 mm



0 dB = 170.9 = 44.65 dB

HAC_T-Coil_VoWiFi 5.2GHz_802.11ac-VHT40 MCS0_AMR 4.75Kbps_Ch46_Z

Communication System: UID 10401 - AAA, IEEE 802.11ac WiFi (40MHz, 64-QAM, 99pc duty cycle); Frequency: 5230 MHz;Duty Cycle: 1:7.24436
Medium: Air Medium parameters used: $\sigma = 0$ S/m, $\varepsilon_r = 1$; $\rho = 0$ kg/m^3
Ambient Temperature：23.2 ℃

DASY5 Configuration:
- Probe: AM1DV2 - 1048; ; Calibrated: 2021.02.22
- Sensor-Surface: 0mm (Fix Surface)
- Electronics: DAE4 Sn480; Calibrated: 2021.06.22
- Phantom: HAC Test Arch with AMCC; Type: SD HAC P01 BA;
- Measurement SW: DASY52, Version 52.8 (8); SEMCAD X Version 14.6.10 (7331)

Ch46/z (axial) 4.2mm 50 x 50/ABM SNR(x,y,z) (13x13x1): Measurement grid: dx=10mm, dy=10mm
ABM1/ABM2 = 55.84 dB
ABM1 comp = 0.50 dBA/m
BWC Factor = 1.12 dB
Location: -4.2, 0, 3.7 mm

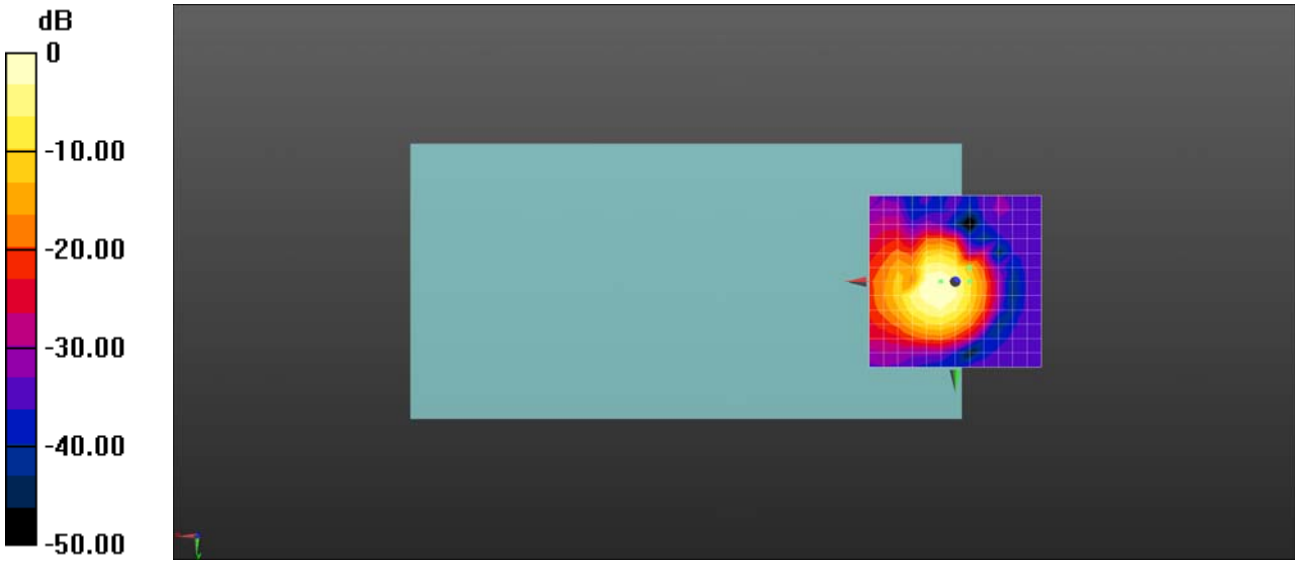

0 dB = 619.7 = 55.84 dB

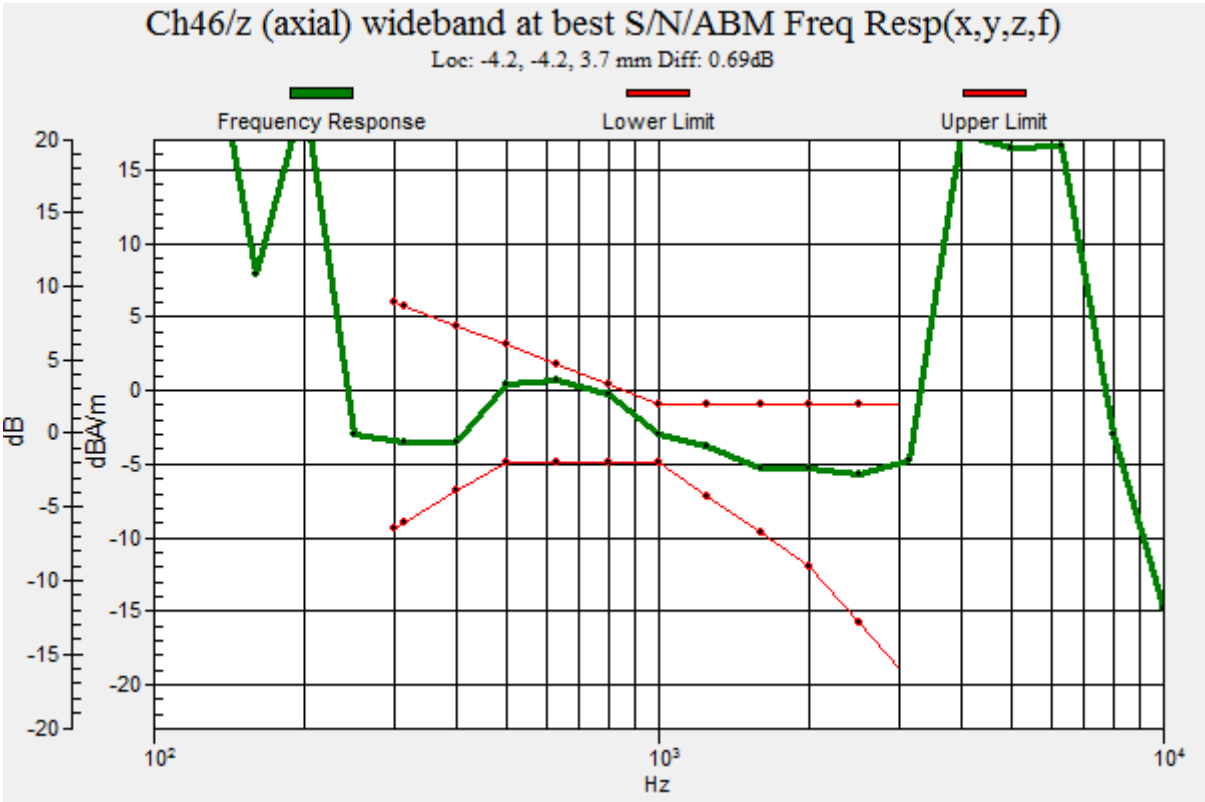
Ch46/z (axial) wideband at best S/N/ABM Freq Resp(x,y,z,f)
Loc: -4.2, -4.2, 3.7 mm Diff: 0.69dB
Frequency Response
Lower Limit
Upper Limit
dB
dBA/m
Hz

HAC_T-Coil_VoWiFi 5.2GHz_802.11ac-VHT40 MCS0_AMR 4.75Kbps_Ch46_Y

Communication System: UID 10401 - AAA, IEEE 802.11ac WiFi (40MHz, 64-QAM, 99pc duty cycle); Frequency: 5230 MHz;Duty Cycle: 1:7.24436
Medium: Air Medium parameters used: $\sigma = 0$ S/m, $\varepsilon_r = 1$; $\rho = 0$ kg/m^3
Ambient Temperature：23.2 ℃

DASY5 Configuration:
- Probe: AM1DV2 - 1048; ; Calibrated: 2021.02.22
- Sensor-Surface: 0mm (Fix Surface)
- Electronics: DAE4 Sn480; Calibrated: 2021.06.22
- Phantom: HAC Test Arch with AMCC; Type: SD HAC P01 BA;
- Measurement SW: DASY52, Version 52.8 (8); SEMCAD X Version 14.6.10 (7331)

Ch46/y (transversal) 4.2mm 50 x 50/ABM SNR(x,y,z) (13x13x1): Measurement grid: dx=10mm, dy=10mm
ABM1/ABM2 = 45.97 dB
ABM1 comp = -0.95 dBA/m
BWC Factor = 1.12 dB
Location: 0, 8.3, 3.7 mm

0 dB = 198.9 = 45.97 dB

HAC_T-Coil_VoWiFi 5.2GHz_802.11ac-VHT80 MCS0_AMR 4.75Kbps_Ch44_Z

Communication System: UID 10402 - AAA, IEEE 802.11ac WiFi (80MHz, 64-QAM, 99pc duty cycle); Frequency: 5220 MHz;Duty Cycle: 1:7.12853
Medium: Air Medium parameters used: $\sigma = 0$ S/m, $\varepsilon_r = 1$; $\rho = 0$ kg/m^3
Ambient Temperature：23.2 ℃

DASY5 Configuration:
- Probe: AM1DV2 - 1048; ; Calibrated: 2021.02.22
- Sensor-Surface: 0mm (Fix Surface)
- Electronics: DAE4 Sn480; Calibrated: 2021.06.22
- Phantom: HAC Test Arch with AMCC; Type: SD HAC P01 BA;
- Measurement SW: DASY52, Version 52.8 (8); SEMCAD X Version 14.6.10 (7331)

Ch44/z (axial) 4.2mm 50 x 50/ABM SNR(x,y,z) (13x13x1): Measurement grid: dx=10mm, dy=10mm
ABM1/ABM2 = 53.02 dB
ABM1 comp = -2.81 dBA/m
BWC Factor = 1.10 dB
Location: -4.2, -4.2, 3.7 mm

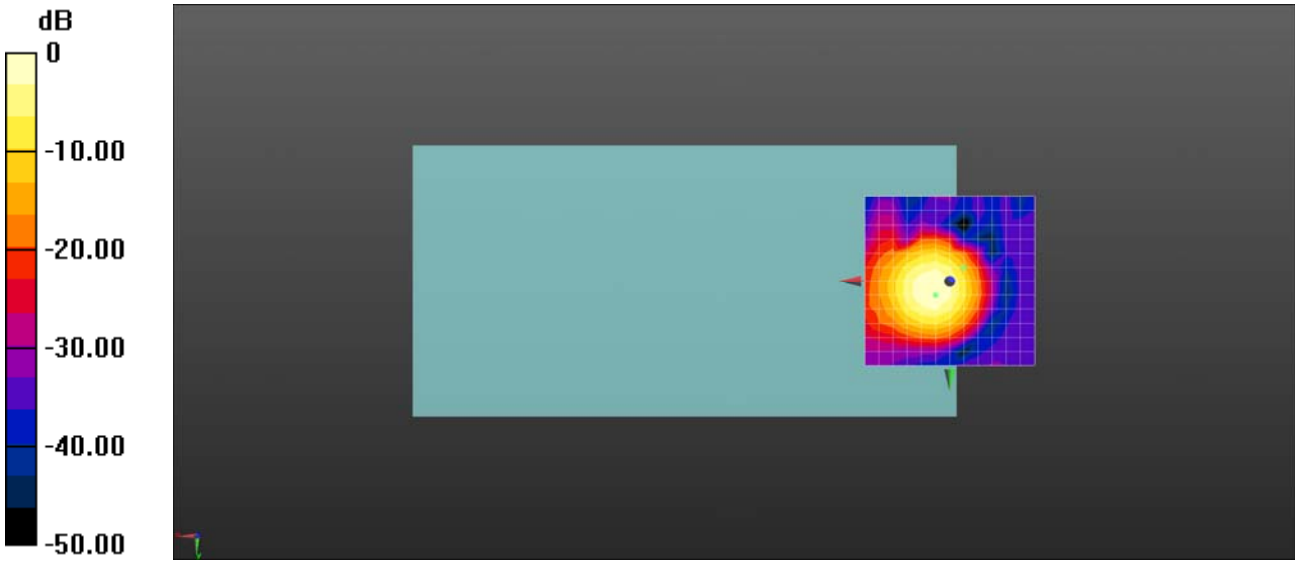

0 dB = 447.5 = 53.02 dB

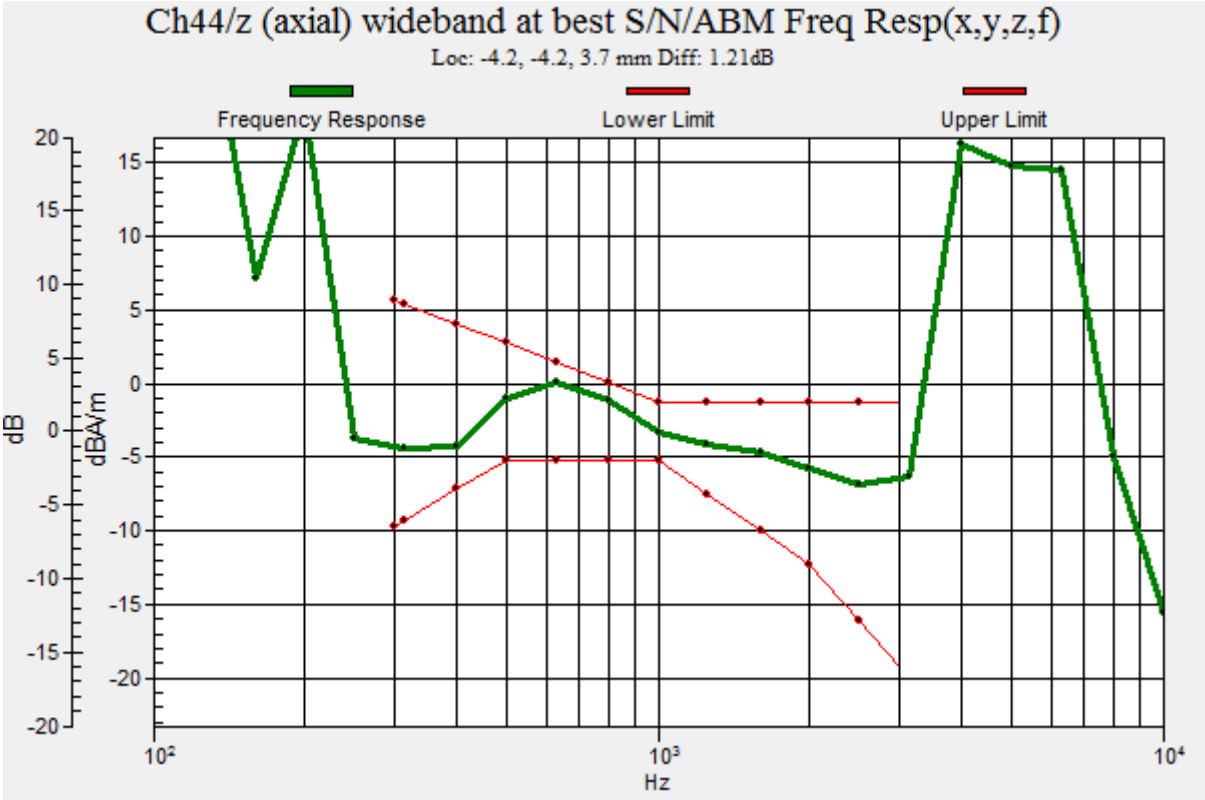
Ch44/z (axial) wideband at best S/N/ABM Freq Resp(x,y,z,f)
Loc: -4.2, -4.2, 3.7 mm Diff: 1.21dB
Frequency Response
Lower Limit
Upper Limit
dB
dBA/m
Hz

HAC_T-Coil_VoWiFi 5.2GHz_802.11ac-VHT80 MCS0_AMR 4.75Kbps_Ch44_Y

Communication System: UID 10402 - AAA, IEEE 802.11ac WiFi (80MHz, 64-QAM, 99pc duty cycle); Frequency: 5220 MHz;Duty Cycle: 1:7.12853
Medium: Air Medium parameters used: $\sigma = 0$ S/m, $\varepsilon_r = 1$; $\rho = 0$ kg/m^3
Ambient Temperature：23.2 ℃

DASY5 Configuration:
- Probe: AM1DV2 - 1048; ; Calibrated: 2021.02.22
- Sensor-Surface: 0mm (Fix Surface)
- Electronics: DAE4 Sn480; Calibrated: 2021.06.22
- Phantom: HAC Test Arch with AMCC; Type: SD HAC P01 BA;
- Measurement SW: DASY52, Version 52.8 (8); SEMCAD X Version 14.6.10 (7331)

Ch44/y (transversal) 4.2mm 50 x 50/ABM SNR(x,y,z) (13x13x1): Measurement grid: dx=10mm, dy=10mm
ABM1/ABM2 = 45.05 dB
ABM1 comp = -0.92 dBA/m
BWC Factor = 1.10 dB
Location: 0, 8.3, 3.7 mm



0 dB = 1.000 = 0.00 dB

HAC_T-Coil_VoWiFi 5.2GHz_802.11ax-HEW20 RU242_AMR 4.75Kbps_Ch44_Z

Communication System: UID 10400 - AAA, IEEE 802.11ax WiFi (20MHz, 64-QAM, 99pc duty cycle); Frequency: 5220 MHz;Duty Cycle: 1:6.87068
Medium: Air Medium parameters used: $\sigma = 0$ S/m, $\varepsilon_r = 1$; $\rho = 0$ kg/m^3
Ambient Temperature：23.2 ℃

DASY5 Configuration:
- Probe: AM1DV2 - 1048; ; Calibrated: 2021.02.22
- Sensor-Surface: 0mm (Fix Surface)
- Electronics: DAE4 Sn480; Calibrated: 2021.06.22
- Phantom: HAC Test Arch with AMCC; Type: SD HAC P01 BA;
- Measurement SW: DASY52, Version 52.8 (8); SEMCAD X Version 14.6.10 (7331)

Ch44/z (axial) 4.2mm 50 x 50/ABM SNR(x,y,z) (13x13x1): Measurement grid: dx=10mm, dy=10mm
ABM1/ABM2 = 51.83 dB
ABM1 comp = 7.46 dBA/m
BWC Factor = 1.11 dB
Location: 0, 0, 3.7 mm

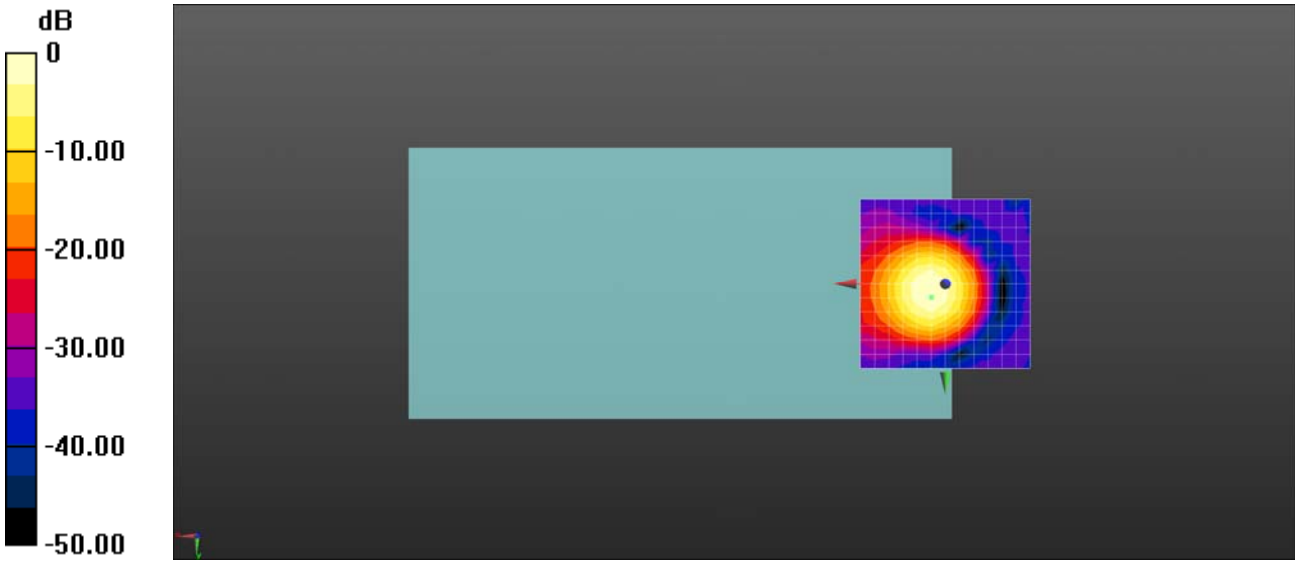

0 dB = 390.5 = 51.83 dB

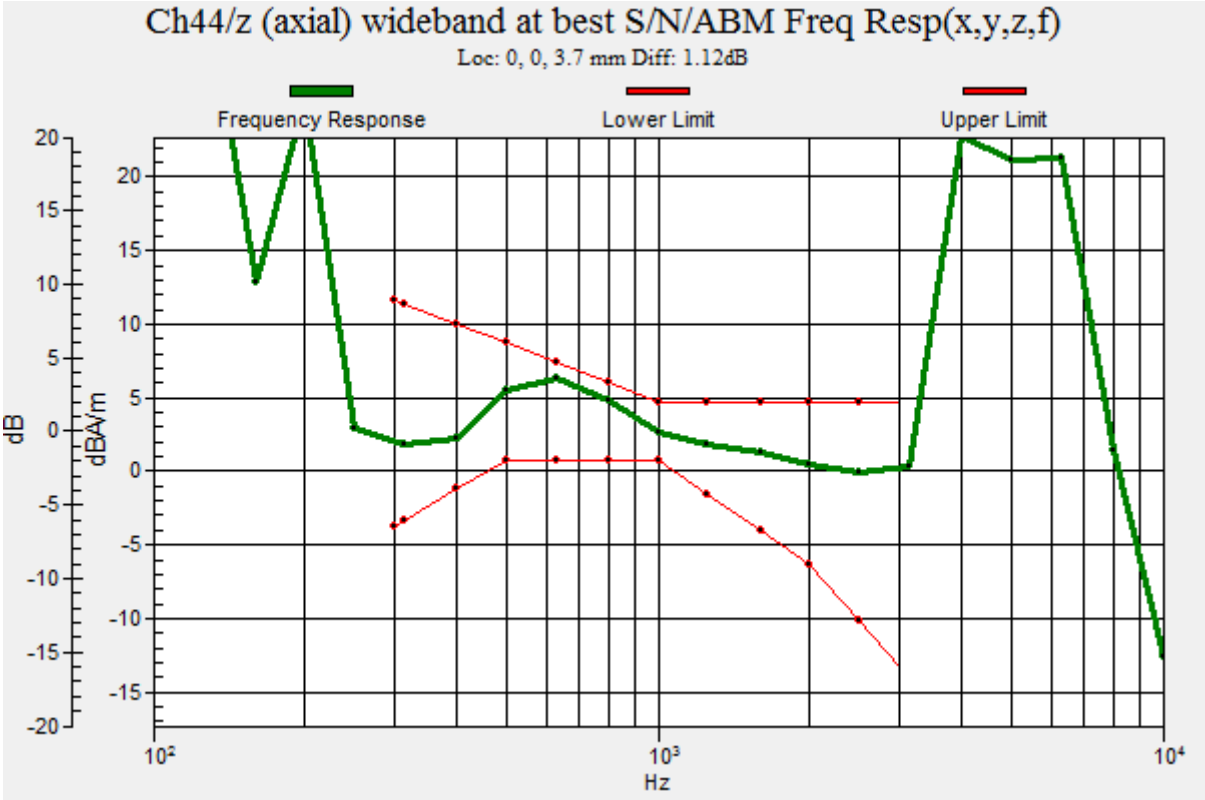
Ch44/z (axial) wideband at best S/N/ABM Freq Resp(x,y,z,f)
Loc: 0, 0, 3.7 mm Diff: 1.12dB
Frequency Response
Lower Limit
Upper Limit
dB
dBA/m
Hz

HAC_T-Coil_VoWiFi 5.2GHz_802.11ax-HEW20 RU242_AMR 4.75Kbps_Ch44_Y

Communication System: UID 10400 - AAA, IEEE 802.11ax WiFi (20MHz, 64-QAM, 99pc duty cycle); Frequency: 5220 MHz;Duty Cycle: 1:6.87068
Medium: Air Medium parameters used: $\sigma = 0$ S/m, $\varepsilon_r = 1$; $\rho = 0$ kg/m^3
Ambient Temperature：23.2 ℃

DASY5 Configuration:
- Probe: AM1DV2 - 1048; ; Calibrated: 2021.02.22
- Sensor-Surface: 0mm (Fix Surface)
- Electronics: DAE4 Sn480; Calibrated: 2021.06.22
- Phantom: HAC Test Arch with AMCC; Type: SD HAC P01 BA;
- Measurement SW: DASY52, Version 52.8 (8); SEMCAD X Version 14.6.10 (7331)

Ch44/y (transversal) 4.2mm 50 x 50/ABM SNR(x,y,z) (13x13x1): Measurement grid: dx=10mm, dy=10mm

ABM1/ABM2 = 46.18 dB
ABM1 comp = -0.24 dBA/m
BWC Factor = 1.11 dB
Location: 0, 8.3, 3.7 mm



0 dB = 203.6 = 46.18 dB

HAC_T-Coil_VoWiFi 5.2GHz_802.11ax-HEW40 RU242_AMR 4.75Kbps_Ch46_Z

Communication System: UID 10401 - AAA, IEEE 802.11ax WiFi (40MHz, 64-QAM, 99pc duty cycle); Frequency: 5230 MHz;Duty Cycle: 1:7.24436
Medium: Air Medium parameters used: $\sigma = 0$ S/m, $\varepsilon_r = 1$; $\rho = 0$ kg/m^3
Ambient Temperature：23.2 ℃

DASY5 Configuration:
- Probe: AM1DV2 - 1048; ; Calibrated: 2021.02.22
- Sensor-Surface: 0mm (Fix Surface)
- Electronics: DAE4 Sn480; Calibrated: 2021.06.22
- Phantom: HAC Test Arch with AMCC; Type: SD HAC P01 BA;
- Measurement SW: DASY52, Version 52.8 (8); SEMCAD X Version 14.6.10 (7331)

Ch46/z (axial) 4.2mm 50 x 50/ABM SNR(x,y,z) (13x13x1): Measurement grid: dx=10mm, dy=10mm
ABM1/ABM2 = 55.72 dB
ABM1 comp = 2.06 dBA/m
BWC Factor = 1.17 dB
Location: -4.2, 4.2, 3.7 mm

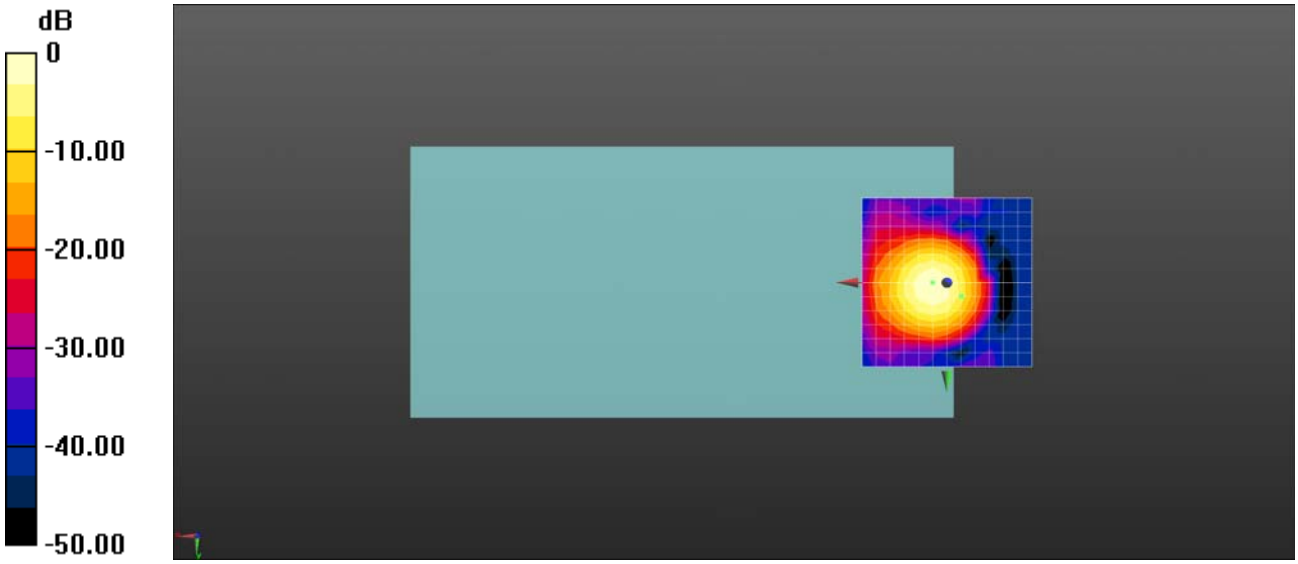

0 dB = 611.1 = 55.72 dB

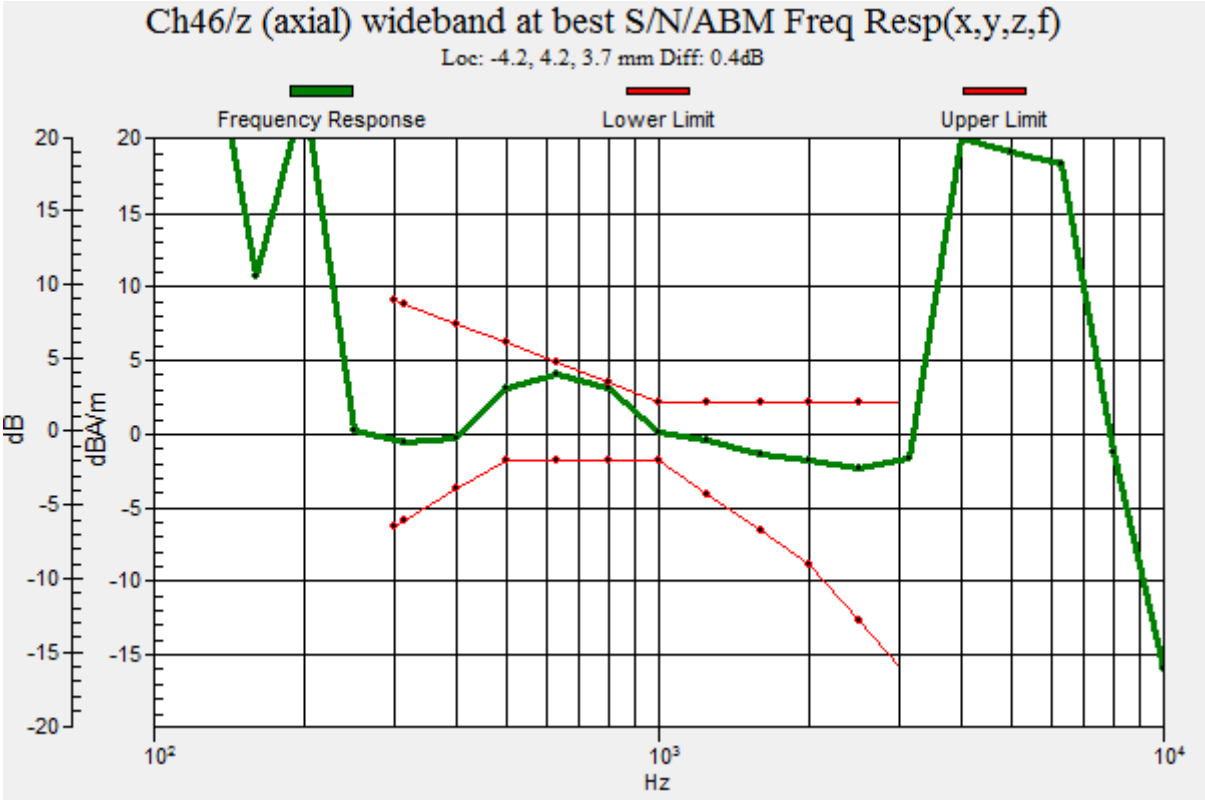
Ch46/z (axial) wideband at best S/N/ABM Freq Resp(x,y,z,f)
Loc: -4.2, 4.2, 3.7 mm Diff: 0.4dB
Frequency Response
Lower Limit
Upper Limit
dB
dBA/m
20
15
10
5
0
-5
-10
-15
-20
10^2
10^3
10^4
Hz

HAC_T-Coil_VoWiFi 5.2GHz_802.11ax-HEW40 RU242_AMR 4.75Kbps_Ch46_Y

Communication System: UID 10401 - AAA, IEEE 802.11ax WiFi (40MHz, 64-QAM, 99pc duty cycle); Frequency: 5230 MHz;Duty Cycle: 1:7.24436
Medium: Air Medium parameters used: $\sigma = 0$ S/m, $\varepsilon_r = 1$; $\rho = 0$ kg/m^3
Ambient Temperature：23.2 ℃

DASY5 Configuration:
- Probe: AM1DV2 - 1048; ; Calibrated: 2021.02.22
- Sensor-Surface: 0mm (Fix Surface)
- Electronics: DAE4 Sn480; Calibrated: 2021.06.22
- Phantom: HAC Test Arch with AMCC; Type: SD HAC P01 BA;
- Measurement SW: DASY52, Version 52.8 (8); SEMCAD X Version 14.6.10 (7331)

Ch46/y (transversal) 4.2mm 50 x 50/ABM SNR(x,y,z) (13x13x1): Measurement grid: dx=10mm, dy=10mm
ABM1/ABM2 = 46.23 dB
ABM1 comp = -3.32 dBA/m
BWC Factor = 1.17 dB
Location: -4.2, 8.3, 3.7 mm



0 dB = 204.9 = 46.23 dB

HAC_T-Coil_VoWiFi 5.2GHz_802.11ax-HEW80 RU242_AMR 4.75Kbps_Ch42_Z

Communication System: UID 10402 - AAA, IEEE 802.11ax WiFi (80MHz, 64-QAM, 99pc duty cycle); Frequency: 5210 MHz;Duty Cycle: 1:7.12853
Medium: Air Medium parameters used: $\sigma = 0$ S/m, $\varepsilon_r = 1$; $\rho = 0$ kg/m^3
Ambient Temperature：23.2 ℃

DASY5 Configuration:
- Probe: AM1DV2 - 1048; ; Calibrated: 2021.02.22
- Sensor-Surface: 0mm (Fix Surface)
- Electronics: DAE4 Sn480; Calibrated: 2021.06.22
- Phantom: HAC Test Arch with AMCC; Type: SD HAC P01 BA;
- Measurement SW: DASY52, Version 52.8 (8); SEMCAD X Version 14.6.10 (7331)

Ch42/z (axial) 4.2mm 50 x 50/ABM SNR(x,y,z) (13x13x1): Measurement grid: dx=10mm, dy=10mm
ABM1/ABM2 = 50.00 dB
ABM1 comp = -0.17 dBA/m
BWC Factor = 0.02 dB
Location: 0, 0, 3.7 mm

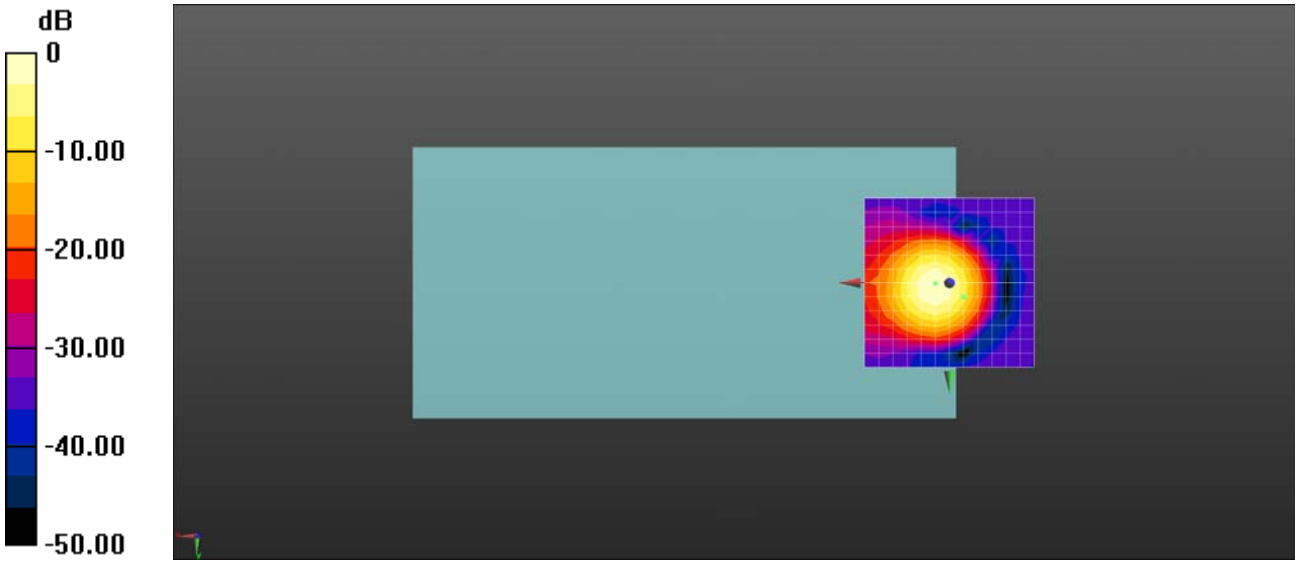

0 dB = 316.3 = 50.00 dB

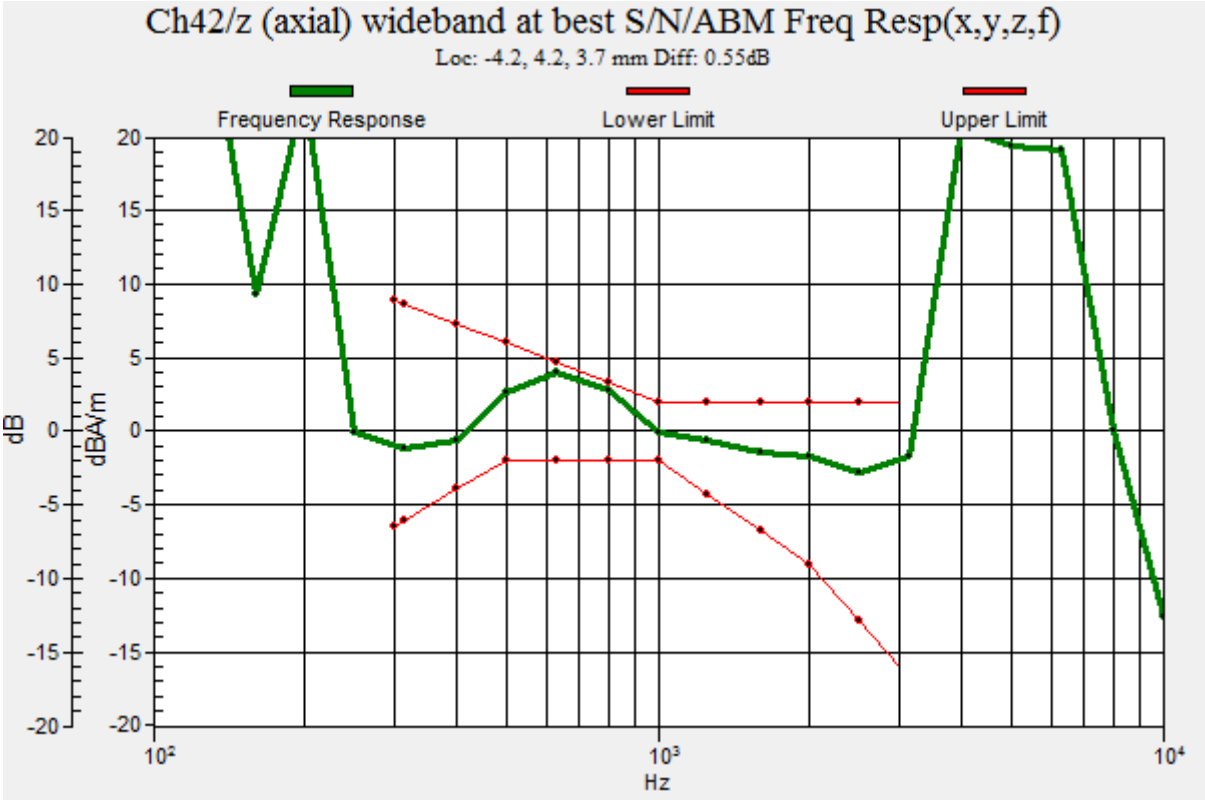
Ch42/z (axial) wideband at best S/N/ABM Freq Resp(x,y,z,f)
Loc: -4.2, 4.2, 3.7 mm Diff: 0.55dB
Frequency Response
Lower Limit
Upper Limit
dB
dBA/m
20
15
10
5
0
-5
-10
-15
-20
10^2
10^3
10^4
Hz

HAC_T-Coil_VoWiFi 5.2GHz_802.11ax-HEW80 RU242_AMR 4.75Kbps_Ch42_Y

Communication System: UID 10402 - AAA, IEEE 802.11ax WiFi (80MHz, 64-QAM, 99pc duty cycle); Frequency: 5210 MHz;Duty Cycle: 1:7.12853
Medium: Air Medium parameters used: $\sigma = 0$ S/m, $\varepsilon_r = 1$; $\rho = 0$ kg/m^3
Ambient Temperature：23.2 ℃

DASY5 Configuration:
- Probe: AM1DV2 - 1048; ; Calibrated: 2021.02.22
- Sensor-Surface: 0mm (Fix Surface)
- Electronics: DAE4 Sn480; Calibrated: 2021.06.22
- Phantom: HAC Test Arch with AMCC; Type: SD HAC P01 BA;
- Measurement SW: DASY52, Version 52.8 (8); SEMCAD X Version 14.6.10 (7331)

Ch42/y (transversal) 4.2mm 50 x 50/ABM SNR(x,y,z) (13x13x1): Measurement grid: dx=10mm, dy=10mm
ABM1/ABM2 = 45.00 dB
ABM1 comp = -0.58 dBA/m
BWC Factor = 0.02 dB
Location: 0, 8.3, 3.7 mm

0 dB = 177.9 = 45.00 dB