N77(30M)_DFT-s-OFDM_PI_2-BPSK_Outer_Full_Low_CH

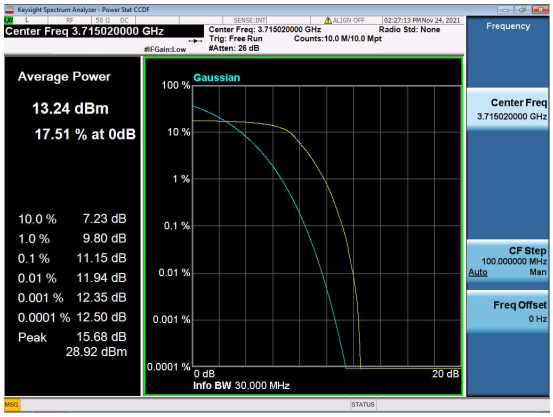

N77(30M)_DFT-s-OFDM_QPSK_Outer_Full_Low_CH

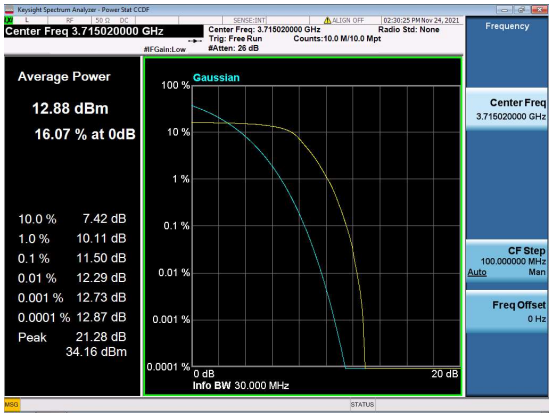

N77(30M)_DFT-s-OFDM_PI_2-BPSK_Outer_Full_Mid_CH

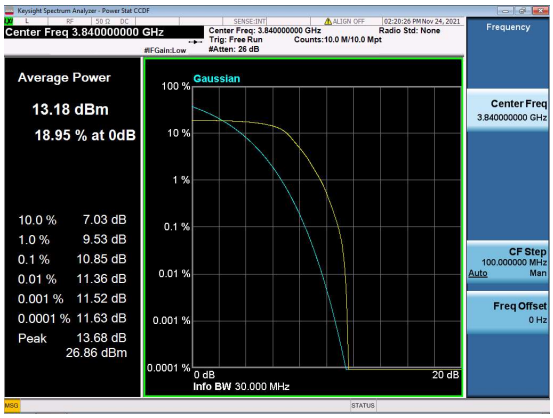

N77(30M)_DFT-s-OFDM_QPSK_Outer_Full_Mid_CH

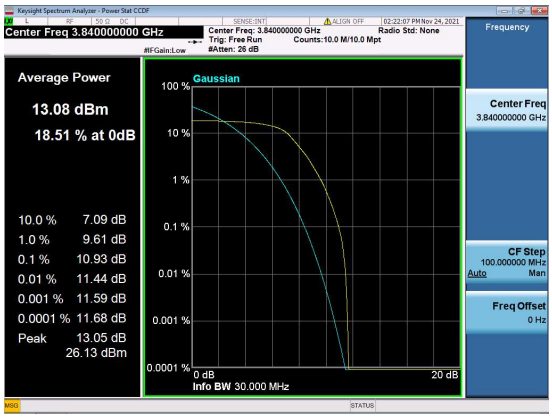

N77(30M)_DFT-s-OFDM_PI_2-BPSK_Outer_Full_High_CH

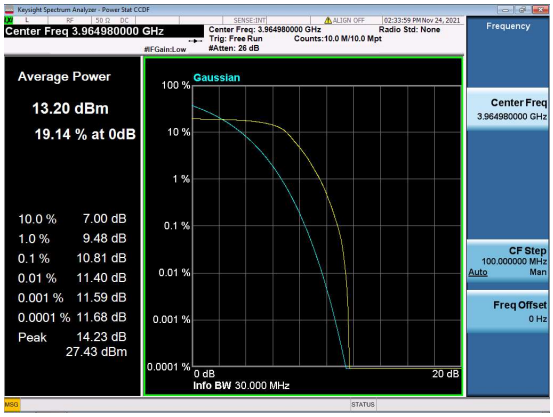

N77(30M)_DFT-s-OFDM_QPSK_Outer_Full_High_CH

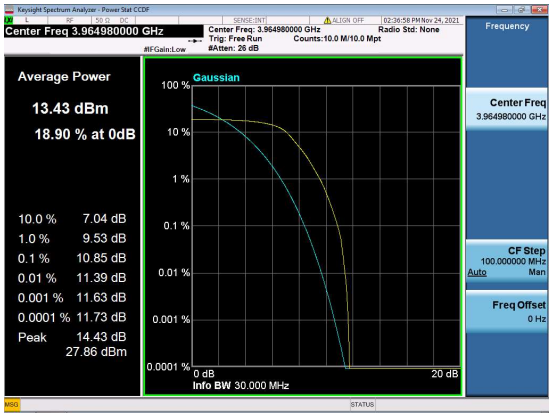

N77(40M)_DFT-s-OFDM_PI_2-BPSK_Outer_Full_Low_CH

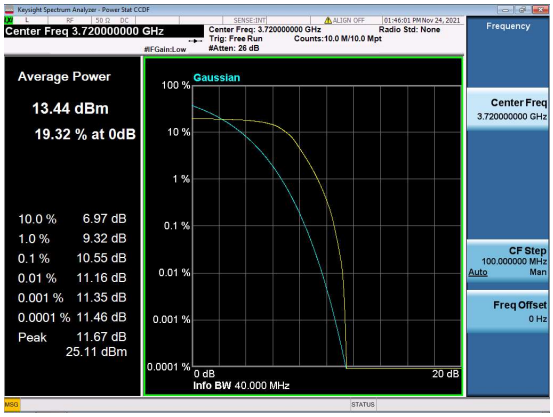

N77(40M)_DFT-s-OFDM_QPSK_Outer_Full_Low_CH

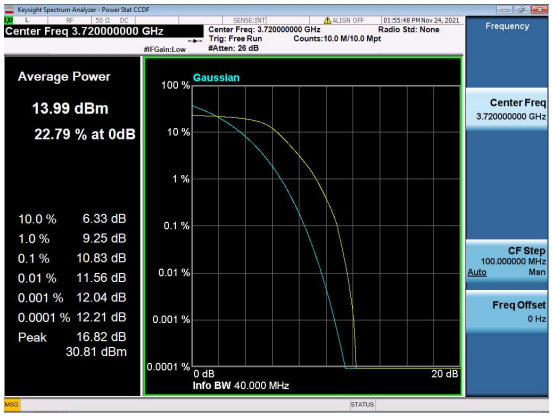

N77(40M)_DFT-s-OFDM_PI_2-BPSK_Outer_Full_Mid_CH

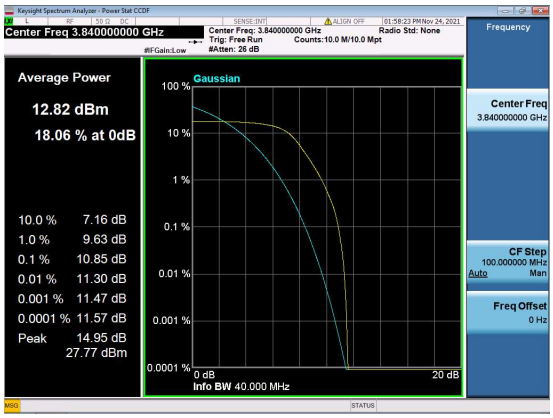

N77(40M)_DFT-s-OFDM_QPSK_Outer_Full_Mid_CH

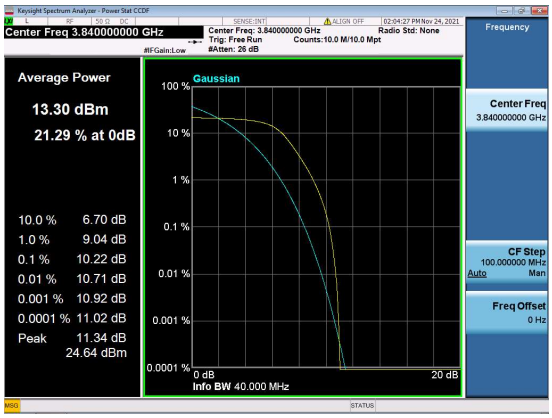

N77(40M)_DFT-s-OFDM_PI_2-BPSK_Outer_Full_High_CH

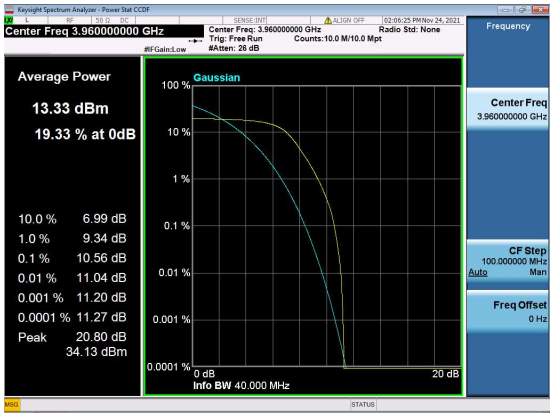

N77(40M)_DFT-s-OFDM_QPSK_Outer_Full_High_CH

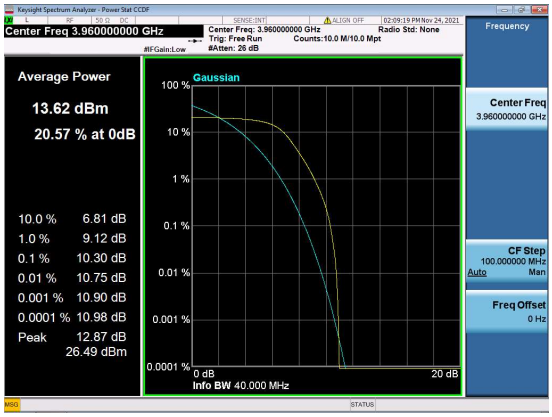

N77(60M)_DFT-s-OFDM_PI_2-BPSK_Outer_Full_Low_CH

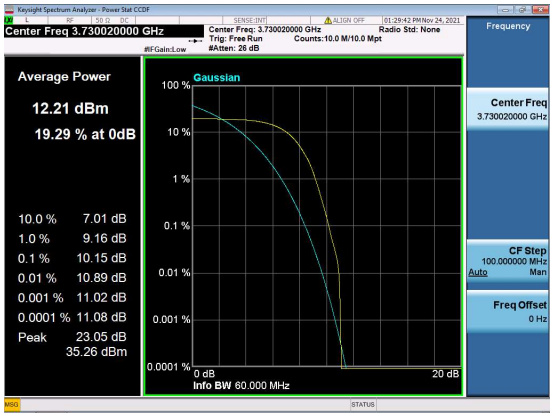

N77(60M)_DFT-s-OFDM_QPSK_Outer_Full_Low_CH

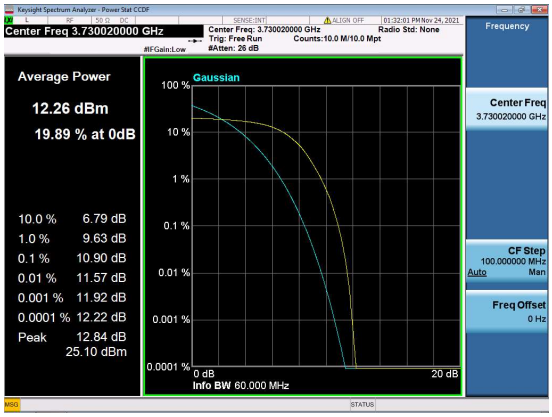

N77(60M)_DFT-s-OFDM_PI_2-BPSK_Outer_Full_Mid_CH

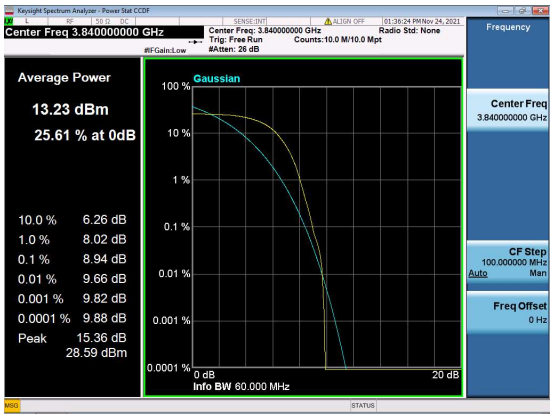

N77(60M)_DFT-s-OFDM_QPSK_Outer_Full_Mid_CH

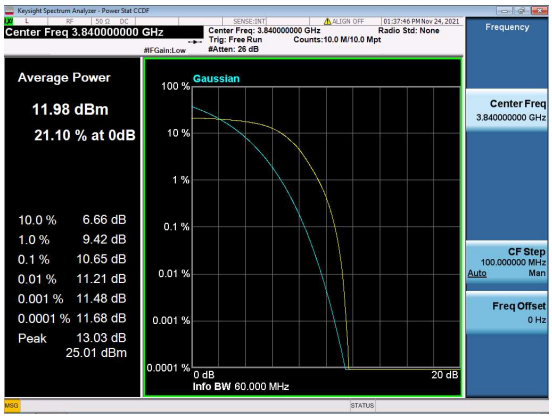

N77(60M)_DFT-s-OFDM_PI_2-BPSK_Outer_Full_High_CH

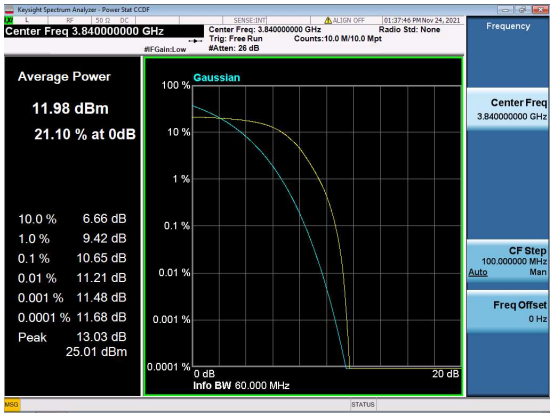

N77(60M)_DFT-s-OFDM_QPSK_Outer_Full_High_CH

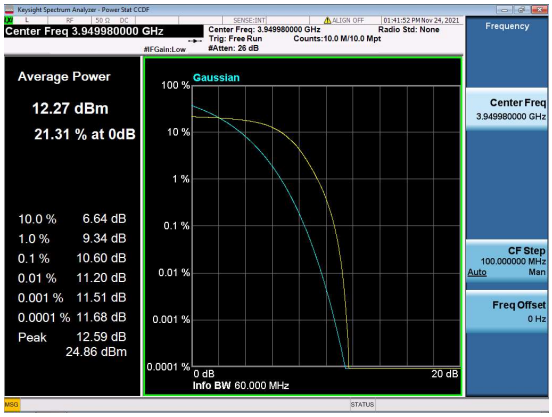

N77(80M)_DFT-s-OFDM_PI_2-BPSK_Outer_Full_Low_CH

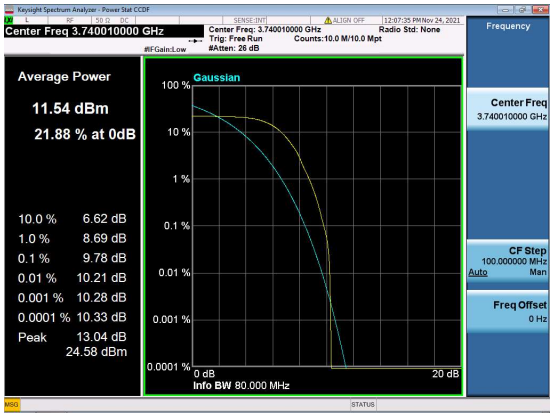

N77(80M)_DFT-s-OFDM_QPSK_Outer_Full_Low_CH

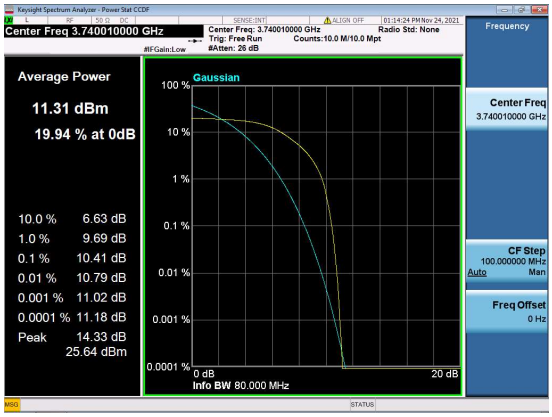

N77(80M)_DFT-s-OFDM_PI_2-BPSK_Outer_Full_Mid_CH

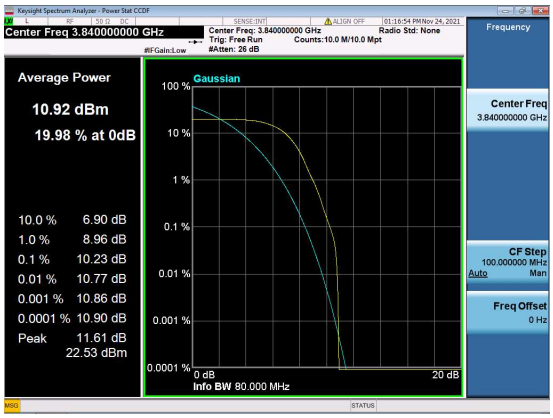

N77(80M)_DFT-s-OFDM_QPSK_Outer_Full_Mid_CH

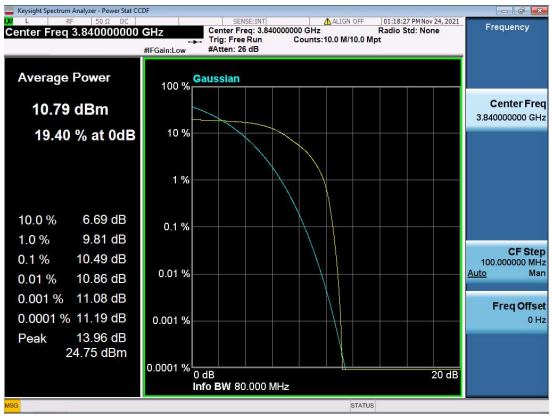

N77(80M)_DFT-s-OFDM_PI_2-BPSK_Outer_Full_High_CH

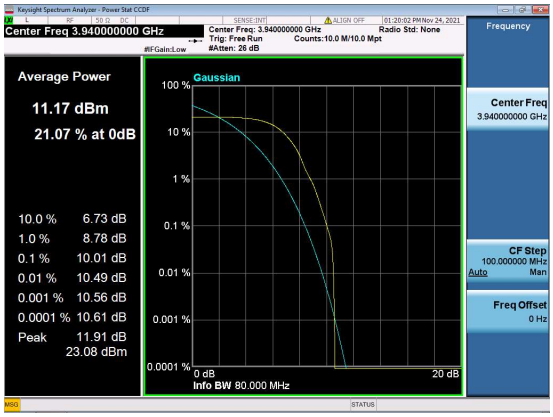

N77(80M)_DFT-s-OFDM_QPSK_Outer_Full_High_CH

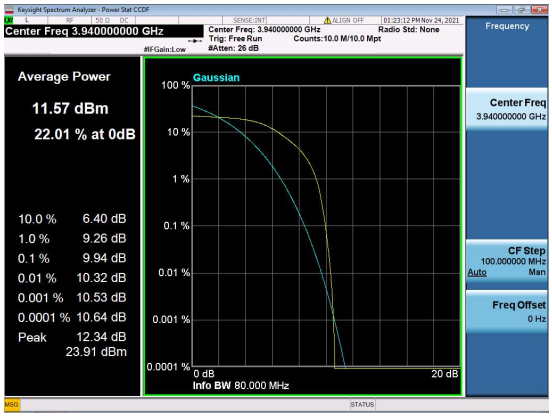

N77(100M)_DFT-s-OFDM_PI_2-BPSK_Outer_Full_Low_CH

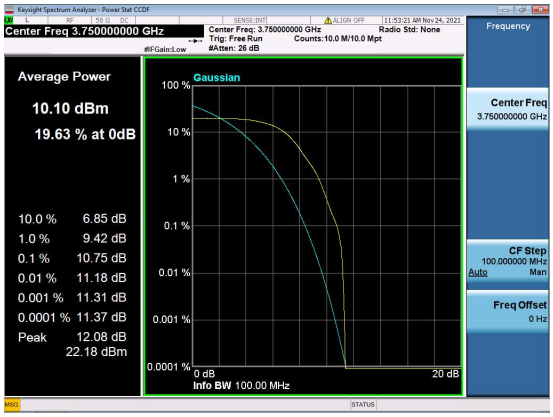

N77(100M)_DFT-s-OFDM_QPSK_Outer_Full_Low_CH

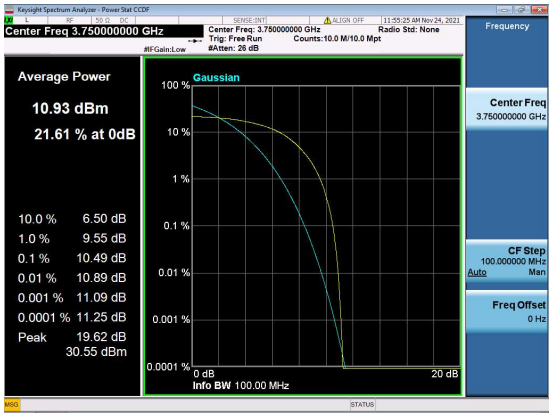

N77(100M)_DFT-s-OFDM_PI_2-BPSK_Outer_Full_Mid_CH

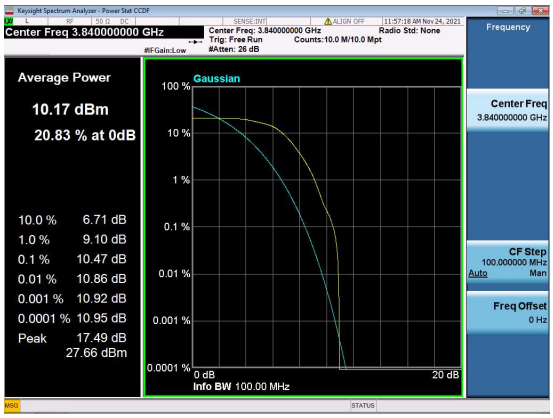

N77(100M)_DFT-s-OFDM_QPSK_Outer_Full_Mid_CH

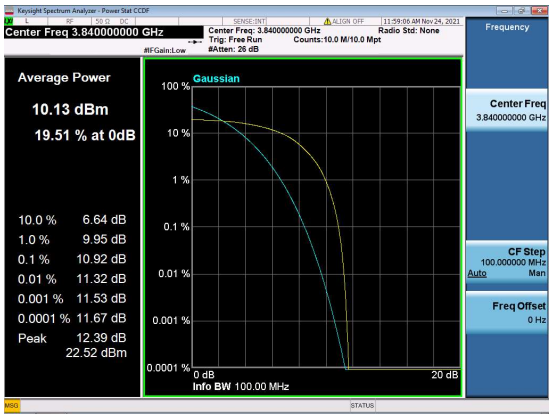

N77(100M)_DFT-s-OFDM_PI_2-BPSK_Outer_Full_High_CH

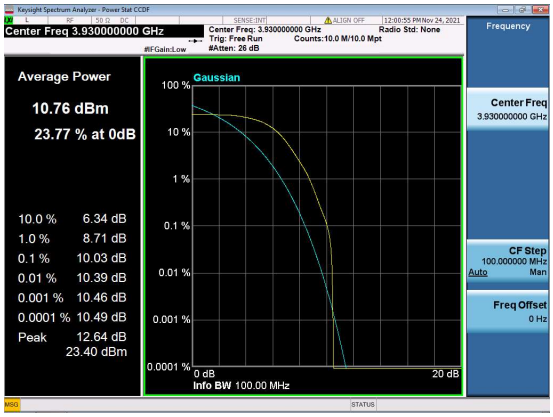

N77(100M)_DFT-s-OFDM_QPSK_Outer_Full_High_CH

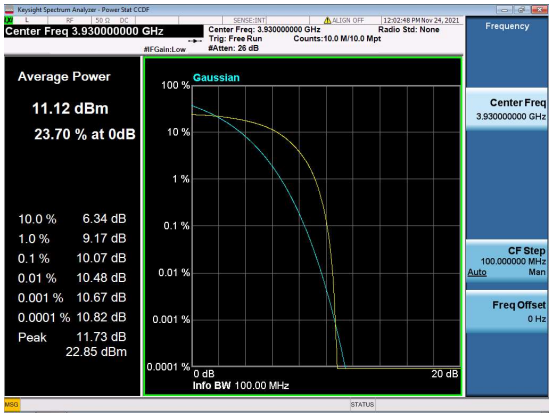

2.5. Conducted Spurious Emissions

2.5.1. Requirement

According to FCC section 2.1051, the power of any emission outside of the authorized operating frequency ranges must be attenuated below the transmitting power (P) by a factor of at least 43+10*log(P)dB. This calculated to be -13dBm.

According to FCC section 27.53(m)(4) for N41,The power of any emission outside of the authorized operating frequency ranges must be attenuated below the transmitting power (P) by a factor of at least 55 + 10 log(P) dB. This calculated to be -25dBm.

According to FCC section 27.53(l)(2) for N77,For mobile operations in the 3700-3980 MHz band, the conducted power of any emission outside the licensee's authorized bandwidth shall not exceed −13 dBm/MHz.

2.5.2. Test Description

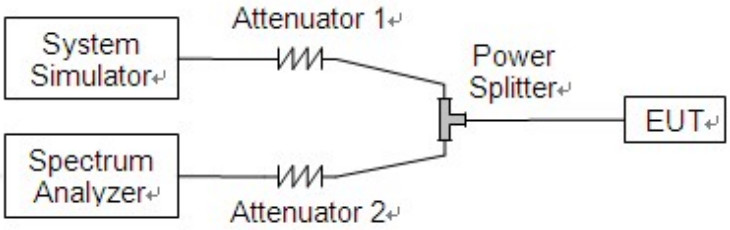

The EUT is coupled to the Spectrum Analyzer (SA) and the System Simulator (SS) with Attenuators through the Power Splitter; the RF load attached to the EUT antenna terminal is 50Ohm; the path loss as the factor is calibrated to correct the reading. The EUT is commanded by the SS to operate at the maximum output power. A call is established between the EUT and the SS.

2.5.3. Test procedure

KDB 971168 D01v03 Section 6.0 and ANSI/TIA-603-E-2016.

2.5.4. Test Result

N41(20M)_DFT-s-OFDM_BPSK_Edge_1RB_Left_Low_CH

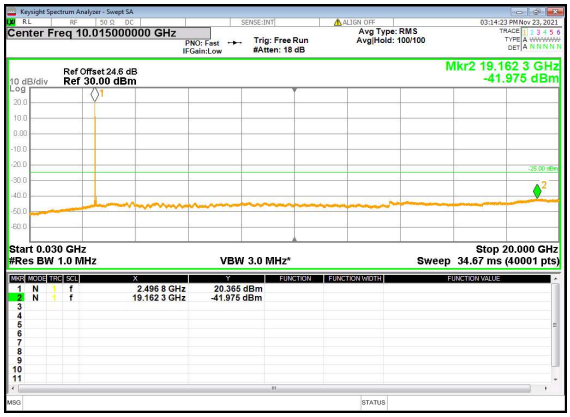

N41(20M)_DFT-s-OFDM_BPSK_Edge_1RB_Left_Low_CH

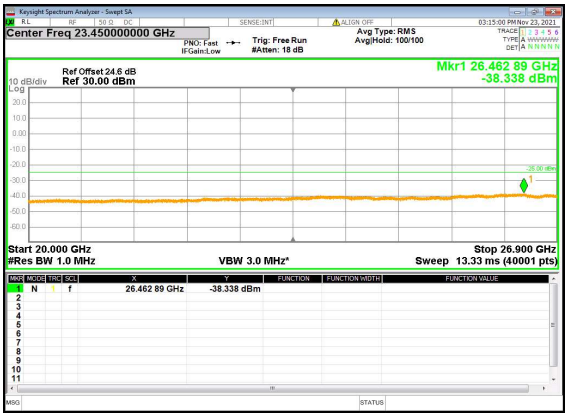

N41(20M)_DFT-s-OFDM_QPSK_Edge_1RB_Left_Low_CH

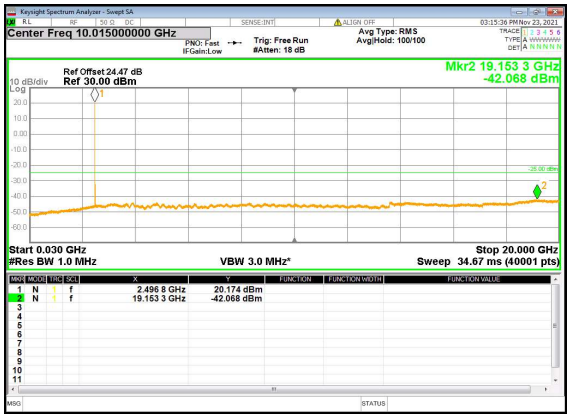

N41(20M)_DFT-s-OFDM_QPSK_Edge_1RB_Left_Low_CH

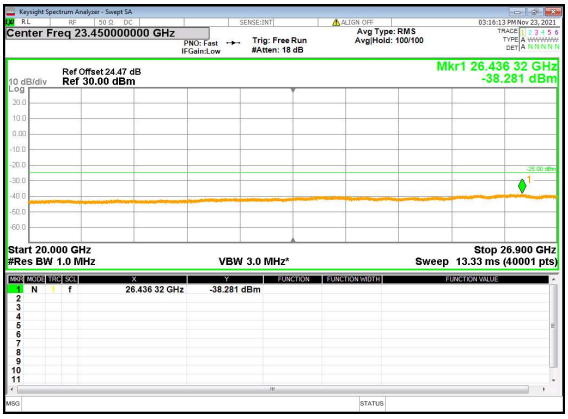

N41(20M)_DFT-s-OFDM_BPSK_Edge_1RB_Left_Mid_CH

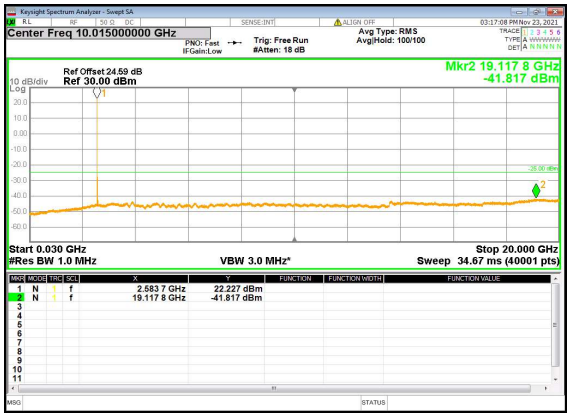

N41(20M)_DFT-s-OFDM_BPSK_Edge_1RB_Left_Mid_CH

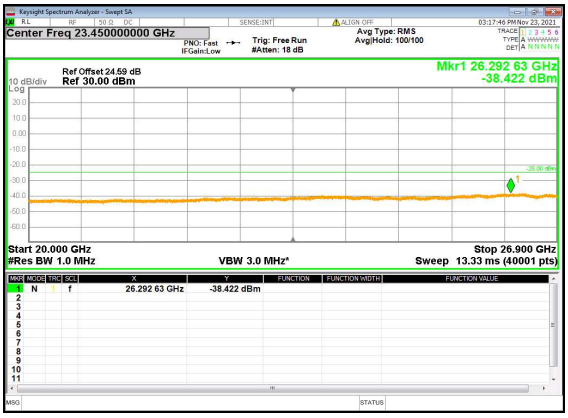

N41(20M)_DFT-s-OFDM_QPSK_Edge_1RB_Left_Mid_CH

N41(20M)_DFT-s-OFDM_QPSK_Edge_1RB_Left_Mid_CH

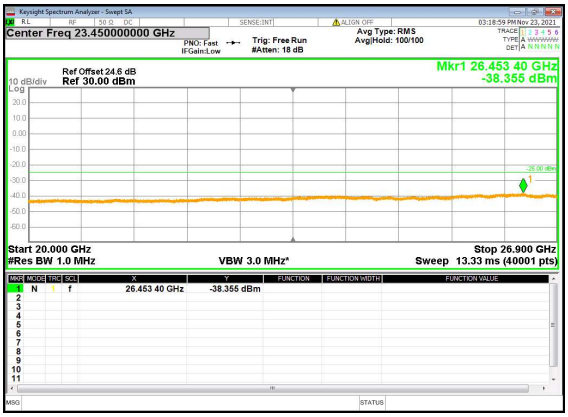

N41(20M)_DFT-s-OFDM_BPSK_Edge_1RB_Left_High_CH

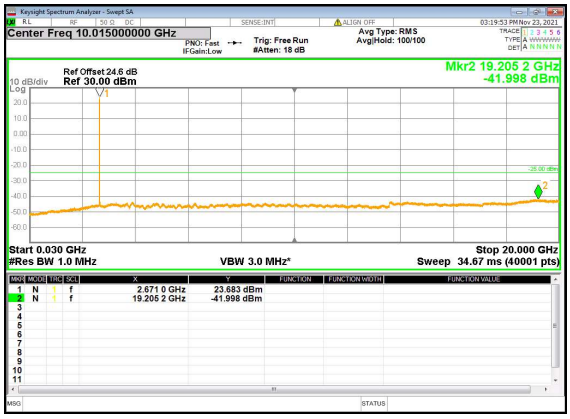

N41(20M)_DFT-s-OFDM_BPSK_Edge_1RB_Left_High_CH

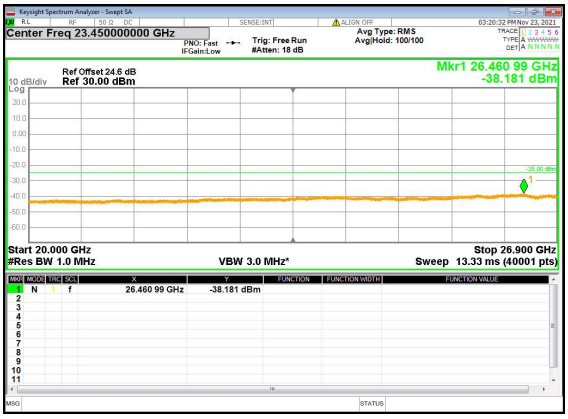

N41(20M)_DFT-s-OFDM_QPSK_Edge_1RB_Left_High_CH

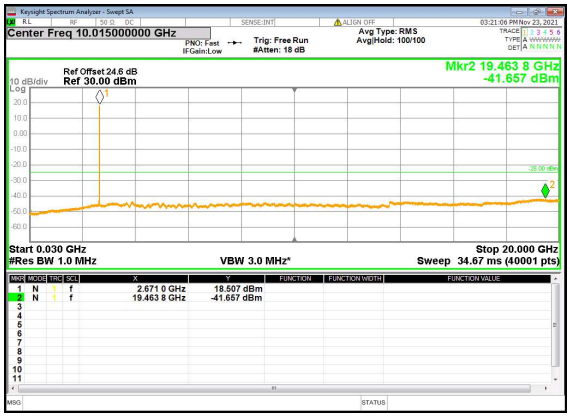

N41(20M)_DFT-s-OFDM_QPSK_Edge_1RB_Left_High_CH

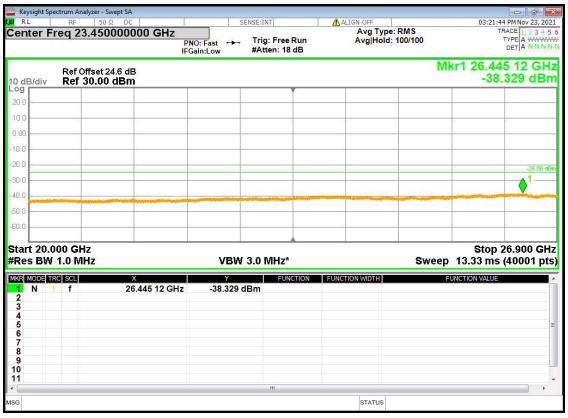

N41(30M)_DFT-s-OFDM_BPSK_Edge_1RB_Left_Low_CH

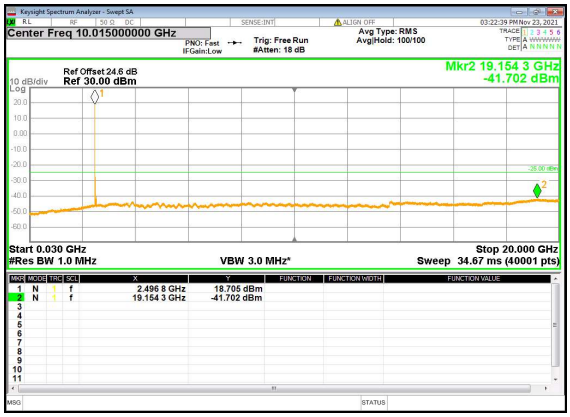

N41(30M)_DFT-s-OFDM_BPSK_Edge_1RB_Left_Low_CH

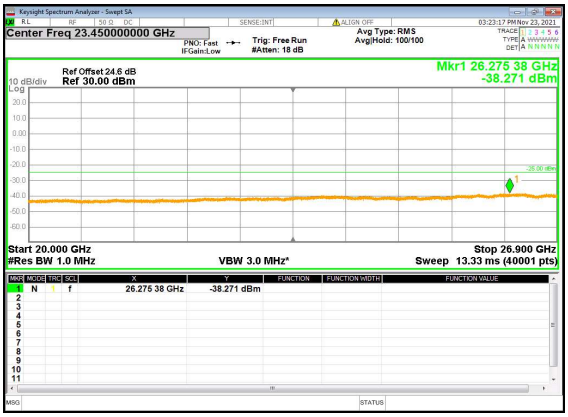

N41(30M)_DFT-s-OFDM_QPSK_Edge_1RB_Left_Low_CH

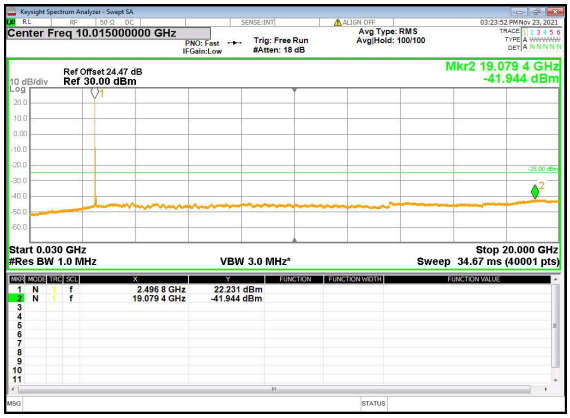

N41(30M)_DFT-s-OFDM_QPSK_Edge_1RB_Left_Low_CH

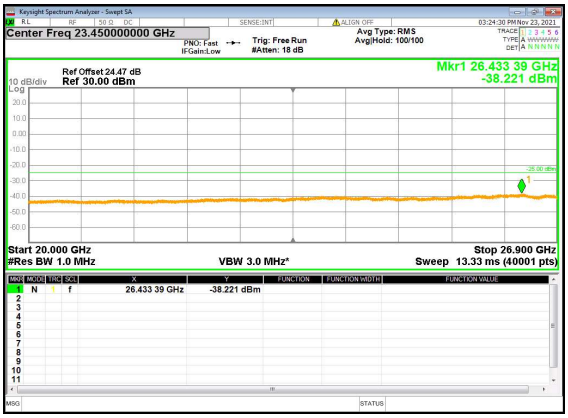

N41(30M)_DFT-s-OFDM_BPSK_Edge_1RB_Left_Mid_CH

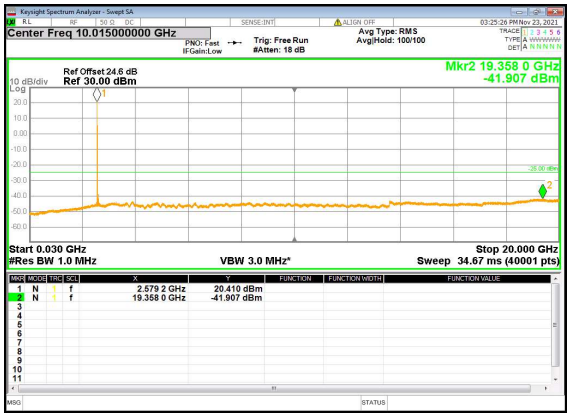
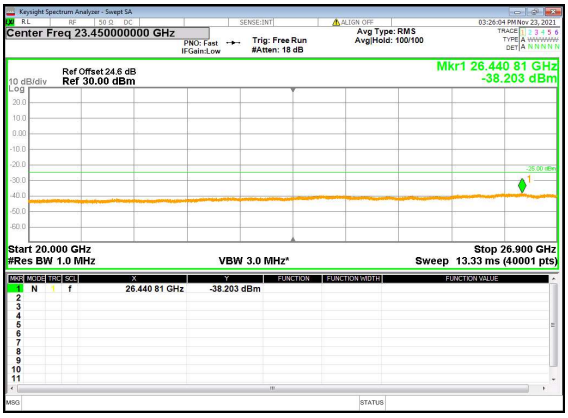
N41(30M)_DFT-s-OFDM_BPSK_Edge_1RB_Left_Mid_CH