Annex D Plots of Maximum SAR Test Results

GSM850_GPRS(2 TX slots)_Left Cheek_Ch251

Communication System: UID 0, GSM850(class 10) (0); Frequency: 848.8 MHz;Duty Cycle: 1:4.15
Medium: HSL_900 Medium parameters used: f = 849 MHz; σ = 0.964 S/m; ε_r = 42.971; ρ = 1000 kg/m^3
Ambient Temperature：23.2 ℃; Liquid Temperature：22.1 ℃

DASY5 Configuration:
- Probe: EX3DV4 - SN7608; ConvF(9.81, 9.81, 9.81) @ 848.8 MHz; Calibrated: 2022.01.12
- Sensor-Surface: 2mm (Mechanical Surface Detection)
- Electronics: DAE4 Sn480; Calibrated: 2021.06.22
- Phantom: SAM 2; Type: QD000P40CC; Serial: TP:1464
- Measurement SW: DASY52, Version 52.10 (4); SEMCAD X Version 14.6.14 (7483)

Ch251/Area Scan (61x81x1): Interpolated grid: dx=1.500 mm, dy=1.500 mm
Maximum value of SAR (interpolated) = 0.948 W/kg

Ch251/Zoom Scan (5x5x7)/Cube 0: Measurement grid: dx=8mm, dy=8mm, dz=5mm
Reference Value = 14.93 V/m; Power Drift = 0.18 dB
Peak SAR (extrapolated) = 1.27 W/kg
SAR(1 g) = 0.652 W/kg; SAR(10 g) = 0.343 W/kg
Smallest distance from peaks to all points 3 dB below = 8 mm
Ratio of SAR at M2 to SAR at M1 = 48.9%
Maximum value of SAR (measured) = 0.940 W/kg



0 dB = 0.940 W/kg

GSM1900_GPRS(2 TX slots)_Right Cheek_Ch810

Communication System: UID 0, GSM1900(Class 10) (0); Frequency: 1909.8 MHz;Duty Cycle: 1:4.15
Medium: HSL_2000 Medium parameters used: f = 1910 MHz; σ = 1.381 S/m; ε_r = 39.997; ρ = 1000 kg/m^3
Ambient Temperature：23.2 ℃; Liquid Temperature：22.2 ℃

DASY5 Configuration:
- Probe: EX3DV4 - SN7608; ConvF(7.99, 7.99, 7.99) @ 1909.8 MHz; Calibrated: 2022.01.12
- Sensor-Surface: 2mm (Mechanical Surface Detection)
- Electronics: DAE4 Sn480; Calibrated: 2021.06.22
- Phantom: SAM 2; Type: QD000P40CC; Serial: TP:1464
- Measurement SW: DASY52, Version 52.10 (4); SEMCAD X Version 14.6.14 (7483)

Ch810/Area Scan (61x71x1): Interpolated grid: dx=1.500 mm, dy=1.500 mm
Maximum value of SAR (interpolated) = 0.760 W/kg

Ch810/Zoom Scan (5x5x7)/Cube 0: Measurement grid: dx=8mm, dy=8mm, dz=5mm
Reference Value = 13.84 V/m; Power Drift = -0.16 dB
Peak SAR (extrapolated) = 1.17 W/kg
SAR(1 g) = 0.573 W/kg; SAR(10 g) = 0.264 W/kg
Smallest distance from peaks to all points 3 dB below = 9.1 mm
Ratio of SAR at M2 to SAR at M1 = 54.3%
Maximum value of SAR (measured) = 0.870 W/kg



0 dB = 0.870 W/kg

WCDMA Band II_RMC 12.2Kbps_Left Cheek_Ch9538

Communication System: UID 0, UMTS-FDD (0); Frequency: 1907.6 MHz;Duty Cycle: 1:1
Medium: HSL_2000 Medium parameters used: f = 1908 MHz; σ = 1.378 S/m; ε_r = 39.922; ρ = 1000 kg/m^3
Ambient Temperature：23.2 ℃; Liquid Temperature：22.2 ℃

DASY5 Configuration:
- Probe: EX3DV4 - SN3838; ConvF(7.53, 7.53, 7.53) @ 1907.6 MHz; Calibrated: 2018.08.30
- Sensor-Surface: 2mm (Mechanical Surface Detection)
- Electronics: DAE4 Sn480; Calibrated: 2021.06.22
- Phantom: SAM 2; Type: QD000P40CC; Serial: TP:1464
- Measurement SW: DASY52, Version 52.10 (4); SEMCAD X Version 14.6.14 (7483)

Ch9538/Area Scan (71x81x1): Interpolated grid: dx=1.500 mm, dy=1.500 mm
Maximum value of SAR (interpolated) = 1.16 W/kg

Ch9538/Zoom Scan (5x5x7)/Cube 0: Measurement grid: dx=8mm, dy=8mm, dz=5mm
Reference Value = 23.63 V/m; Power Drift = 0.01 dB
Peak SAR (extrapolated) = 1.37 W/kg
SAR(1 g) = 0.800 W/kg; SAR(10 g) = 0.461 W/kg
Smallest distance from peaks to all points 3 dB below = 10.8 mm
Ratio of SAR at M2 to SAR at M1 = 58.6%
Maximum value of SAR (measured) = 1.03 W/kg



0 dB = 1.03 W/kg

WCDMA Band IV_RMC 12.2Kbps_Left _Tilt_Ch1513

Communication System: UID 0, UMTS-FDD (0); Frequency: 1752.6 MHz;Duty Cycle: 1:1
Medium: HSL_1800 Medium parameters used: f = 1753 MHz; σ = 1.454 S/m; ε_r = 39.5; ρ = 1000 kg/m^3
Ambient Temperature：23.2 ℃; Liquid Temperature：22.1 ℃

DASY5 Configuration:
- Probe: EX3DV4 - SN7608; ConvF(8.26, 8.26, 8.26) @ 1752.6 MHz; Calibrated: 2022.01.12
- Sensor-Surface: 2mm (Mechanical Surface Detection)
- Electronics: DAE4 Sn480; Calibrated: 2021.06.22
- Phantom: SAM 2; Type: QD000P40CC; Serial: TP:1464
- Measurement SW: DASY52, Version 52.10 (4); SEMCAD X Version 14.6.14 (7483)

Ch1513/Area Scan (71x81x1): Interpolated grid: dx=1.500 mm, dy=1.500 mm
Maximum value of SAR (interpolated) = 1.09 W/kg

Ch1513/Zoom Scan (5x5x7)/Cube 0: Measurement grid: dx=8mm, dy=8mm, dz=5mm
Reference Value = 22.05 V/m; Power Drift = -0.16 dB
Peak SAR (extrapolated) = 1.25 W/kg
SAR(1 g) = 0.785 W/kg; SAR(10 g) = 0.474 W/kg
Smallest distance from peaks to all points 3 dB below = 12.9 mm
Ratio of SAR at M2 to SAR at M1 = 63.1%
Maximum value of SAR (measured) = 1.04 W/kg



0 dB = 1.04 W/kg

WCDMA Band V_RMC 12.2Kbps_Left Cheek_Ch4233

Communication System: UID 0, UMTS-FDD (0); Frequency: 846.6 MHz;Duty Cycle: 1:1
Medium: HSL_900 Medium parameters used: f = 847 MHz; σ = 0.959 S/m; ε_r = 43.168; ρ = 1000 kg/m^3
Ambient Temperature：23.2 ℃; Liquid Temperature：22.1 ℃

DASY5 Configuration:
- Probe: EX3DV4 - SN7608; ConvF(9.81, 9.81, 9.81) @ 846.6 MHz; Calibrated: 2022.01.12
- Sensor-Surface: 2mm (Mechanical Surface Detection)
- Electronics: DAE4 Sn480; Calibrated: 2021.06.22
- Phantom: SAM 2; Type: QD000P40CC; Serial: TP:1464
- Measurement SW: DASY52, Version 52.10 (4); SEMCAD X Version 14.6.14 (7483)

Ch4233/Area Scan (71x81x1): Interpolated grid: dx=1.500 mm, dy=1.500 mm
Maximum value of SAR (interpolated) = 0.932 W/kg

Ch4233/Zoom Scan (5x5x7)/Cube 0: Measurement grid: dx=8mm, dy=8mm, dz=5mm
Reference Value = 21.20 V/m; Power Drift = -0.12 dB
Peak SAR (extrapolated) = 1.48 W/kg
SAR(1 g) = 0.735 W/kg; SAR(10 g) = 0.401 W/kg
Smallest distance from peaks to all points 3 dB below = 11.2 mm
Ratio of SAR at M2 to SAR at M1 = 53.7%
Maximum value of SAR (measured) = 1.03 W/kg



0 dB = 1.03 W/kg

CDMA2000 BC0_RC3 SO32 (F+SCH)_Left Cheek_Ch1013

Communication System: UID 0, CDMA 2000 (0); Frequency: 824.7 MHz;Duty Cycle: 1:1
Medium: HSL_900 Medium parameters used: f = 825 MHz; σ = 0.925 S/m; ε_r = 42.888; ρ = 1000 kg/m^3
Ambient Temperature：23.2 ℃; Liquid Temperature：22.1 ℃

DASY5 Configuration:
- Probe: EX3DV4 - SN7608; ConvF(9.81, 9.81, 9.81) @ 824.7 MHz; Calibrated: 2022.01.12
- Sensor-Surface: 2mm (Mechanical Surface Detection)
- Electronics: DAE4 Sn480; Calibrated: 2021.06.22
- Phantom: SAM 2; Type: QD000P40CC; Serial: TP:1464
- Measurement SW: DASY52, Version 52.10 (4); SEMCAD X Version 14.6.14 (7483)

Ch1013/Area Scan (71x81x1): Interpolated grid: dx=1.500 mm, dy=1.500 mm
Maximum value of SAR (interpolated) = 0.0718 W/kg

Ch1013/Zoom Scan (5x5x7)/Cube 0: Measurement grid: dx=8mm, dy=8mm, dz=5mm
Reference Value = 5.964 V/m; Power Drift = 0.12 dB
Peak SAR (extrapolated) = 0.124 W/kg
SAR(1 g) = 0.331 W/kg; SAR(10 g) = 0.180 W/kg
Smallest distance from peaks to all points 3 dB below: Larger than measurement grid
Ratio of SAR at M2 to SAR at M1 = 53.4%
Maximum value of SAR (measured) = 0.0806 W/kg



0 dB = 0.0806 W/kg

CDMA2000 BC1_RC3 SO32 (F+SCH)_Left Cheek_Ch600

Communication System: UID 0, CDMA 2000 (0); Frequency: 1880 MHz;Duty Cycle: 1:1
Medium: HSL_2000 Medium parameters used: f = 1880 MHz; σ = 1.366 S/m; ε_r = 40.167; ρ = 1000 kg/m^3
Ambient Temperature：23.2 ℃; Liquid Temperature：22.2 ℃

DASY5 Configuration:
- Probe: EX3DV4 - SN7608; ConvF(7.99, 7.99, 7.99) @ 1880 MHz; Calibrated: 2022.01.12
- Sensor-Surface: 2mm (Mechanical Surface Detection)
- Electronics: DAE4 Sn480; Calibrated: 2021.06.22
- Phantom: SAM 2; Type: QD000P40CC; Serial: TP:1464
- Measurement SW: DASY52, Version 52.10 (4); SEMCAD X Version 14.6.14 (7483)

Ch600/Area Scan (71x81x1): Interpolated grid: dx=1.500 mm, dy=1.500 mm
Maximum value of SAR (interpolated) = 0.578 W/kg

Ch600/Zoom Scan (5x5x7)/Cube 0: Measurement grid: dx=8mm, dy=8mm, dz=5mm
Reference Value = 17.64 V/m; Power Drift = -0.19 dB
Peak SAR (extrapolated) = 0.644 W/kg
SAR(1 g) = 0.381 W/kg; SAR(10 g) = 0.219 W/kg
Smallest distance from peaks to all points 3 dB below = 9.8 mm
Ratio of SAR at M2 to SAR at M1 = 60.4%
Maximum value of SAR (measured) = 0.498 W/kg



0 dB = 0.498 W/kg

LTE Band 2_20MHz_QPSK_1RB_0Offset_Right Cheek_Ch18900

Communication System: UID 0, LTE (0); Frequency: 1880 MHz;Duty Cycle: 1:1
Medium: HSL_2000 Medium parameters used: f = 1880 MHz; σ = 1.366 S/m; ε_r = 40.167; ρ = 1000 kg/m^3
Ambient Temperature：23.2 ℃; Liquid Temperature：22.2 ℃

DASY5 Configuration:
- Probe: EX3DV4 - SN7608; ConvF(7.99, 7.99, 7.99) @ 1880 MHz; Calibrated: 2022.01.12
- Sensor-Surface: 2mm (Mechanical Surface Detection)
- Electronics: DAE4 Sn480; Calibrated: 2021.06.22
- Phantom: SAM 2; Type: QD000P40CC; Serial: TP:1464
- Measurement SW: DASY52, Version 52.10 (4); SEMCAD X Version 14.6.14 (7483)

Ch18900/Area Scan (61x71x1): Interpolated grid: dx=1.500 mm, dy=1.500 mm
Maximum value of SAR (interpolated) = 1.06 W/kg

Ch18900/Zoom Scan (5x5x7)/Cube 0: Measurement grid: dx=8mm, dy=8mm, dz=5mm
Reference Value = 13.94 V/m; Power Drift = 0.17 dB
Peak SAR (extrapolated) = 1.43 W/kg
SAR(1 g) = 0.694 W/kg; SAR(10 g) = 0.321 W/kg
Smallest distance from peaks to all points 3 dB below = 8.2 mm
Ratio of SAR at M2 to SAR at M1 = 55.6%
Maximum value of SAR (measured) = 0.995 W/kg



0 dB = 0.995 W/kg

LTE Band 5_10MHz_QPSK_1RB_0Offset_Right Cheek_Ch20525

Communication System: UID 0, LTE (0); Frequency: 836.5 MHz;Duty Cycle: 1:1
Medium: HSL_900 Medium parameters used: f = 836.5 MHz; σ = 0.943 S/m; ε_r = 42.967; ρ = 1000 kg/m^3
Ambient Temperature：23.2 ℃; Liquid Temperature：22.1 ℃

DASY5 Configuration:
- Probe: EX3DV4 - SN7608; ConvF(9.81, 9.81, 9.81) @ 836.5 MHz; Calibrated: 2022.01.12
- Sensor-Surface: 2mm (Mechanical Surface Detection)
- Electronics: DAE4 Sn480; Calibrated: 2021.06.22
- Phantom: SAM 2; Type: QD000P40CC; Serial: TP:1464
- Measurement SW: DASY52, Version 52.10 (4); SEMCAD X Version 14.6.14 (7483)

Ch20525/Area Scan (71x81x1): Interpolated grid: dx=1.500 mm, dy=1.500 mm
Maximum value of SAR (interpolated) = 0.503 W/kg

Ch20525/Zoom Scan (5x5x7)/Cube 0: Measurement grid: dx=8mm, dy=8mm, dz=5mm
Reference Value = 17.92 V/m; Power Drift = -0.12 dB
Peak SAR (extrapolated) = 0.577 W/kg
SAR(1 g) = 0.309 W/kg; SAR(10 g) = 0.179 W/kg
Smallest distance from peaks to all points 3 dB below = 12.8 mm
Ratio of SAR at M2 to SAR at M1 = 52.2%
Maximum value of SAR (measured) = 0.432 W/kg



0 dB = 0.432 W/kg

LTE Band 7_20MHz_QPSK_1RB_0Offset_Right Cheek_Ch21100

Communication System: UID 0, LTE (0); Frequency: 2535 MHz;Duty Cycle: 1:1
Medium: HSL_2600 Medium parameters used: f = 2535 MHz; σ = 1.911 S/m; ε_r = 38.489; ρ = 1000 kg/m^3
Ambient Temperature：23.2 ℃; Liquid Temperature：22.3 ℃

DASY5 Configuration:
- Probe: EX3DV4 - SN3838; ConvF(7.34, 7.34, 7.34) @ 2535 MHz; Calibrated: 2018.08.30
- Sensor-Surface: 2mm (Mechanical Surface Detection)
- Electronics: DAE4 Sn480; Calibrated: 2021.06.22
- Phantom: SAM 2; Type: QD000P40CC; Serial: TP:1464
- Measurement SW: DASY52, Version 52.10 (4); SEMCAD X Version 14.6.14 (7483)

Ch21100/Area Scan (81x91x1): Interpolated grid: dx=1.200 mm, dy=1.200 mm
Maximum value of SAR (interpolated) = 1.15 W/kg

Ch21100/Zoom Scan (7x7x7)/Cube 0: Measurement grid: dx=5mm, dy=5mm, dz=5mm
Reference Value = 9.396 V/m; Power Drift = -0.17 dB
Peak SAR (extrapolated) = 1.54 W/kg
SAR(1 g) = 0.702 W/kg; SAR(10 g) = 0.291 W/kg
Smallest distance from peaks to all points 3 dB below = 7.7 mm
Ratio of SAR at M2 to SAR at M1 = 47.3%
Maximum value of SAR (measured) = 1.10 W/kg



0 dB = 1.10 W/kg

LTE Band 12_10MHz_QPSK_1RB_0Offset_Left Cheek_Ch23095

Communication System: UID 0, LTE (0); Frequency: 707.5 MHz;Duty Cycle: 1:1
Medium: HSL_900 Medium parameters used: f = 707.5 MHz; σ = 0.848 S/m; ε_r = 44.777; ρ = 1000 kg/m^3
Ambient Temperature：23.2 ℃; Liquid Temperature：22.1 ℃

DASY5 Configuration:
- Probe: EX3DV4 - SN7608; ConvF(10.2, 10.2, 10.2) @ 707.5 MHz; Calibrated: 2022.01.12
- Sensor-Surface: 2mm (Mechanical Surface Detection)
- Electronics: DAE4 Sn480; Calibrated: 2021.06.22
- Phantom: SAM 2; Type: QD000P40CC; Serial: TP:1464
- Measurement SW: DASY52, Version 52.10 (4); SEMCAD X Version 14.6.14 (7483)

Ch23095/Area Scan (61x81x1): Interpolated grid: dx=1.500 mm, dy=1.500 mm
Maximum value of SAR (interpolated) = 0.371 W/kg

Ch23095/Zoom Scan (5x5x7)/Cube 0: Measurement grid: dx=8mm, dy=8mm, dz=5mm
Reference Value = 13.80 V/m; Power Drift = -0.04 dB
Peak SAR (extrapolated) = 0.636 W/kg
SAR(1 g) = 0.301 W/kg; SAR(10 g) = 0.159 W/kg
Smallest distance from peaks to all points 3 dB below = 10.8 mm
Ratio of SAR at M2 to SAR at M1 = 52.7%
Maximum value of SAR (measured) = 0.415 W/kg



0 dB = 0.415 W/kg

LTE Band 18_15MHz_QPSK_1RB_0Offset_Left Cheek_Ch23925

Communication System: UID 0, LTE (0); Frequency: 822.5 MHz;Duty Cycle: 1:1
Medium: HSL_900 Medium parameters used: f = 822.5 MHz; σ = 0.922 S/m; ε_r = 42.691; ρ = 1000 kg/m^3
Ambient Temperature：23.2 ℃; Liquid Temperature：22.1 ℃

DASY5 Configuration:
- Probe: EX3DV4 - SN7608; ConvF(9.81, 9.81, 9.81) @ 822.5 MHz; Calibrated: 2022.01.12
- Sensor-Surface: 2mm (Mechanical Surface Detection)
- Electronics: DAE4 Sn480; Calibrated: 2021.06.22
- Phantom: SAM 2; Type: QD000P40CC; Serial: TP:1464
- Measurement SW: DASY52, Version 52.10 (4); SEMCAD X Version 14.6.14 (7483)

Ch23925/Area Scan (71x81x1): Interpolated grid: dx=1.500 mm, dy=1.500 mm
Maximum value of SAR (interpolated) = 0.721 W/kg

Ch23925/Zoom Scan (5x5x7)/Cube 0: Measurement grid: dx=8mm, dy=8mm, dz=5mm
Reference Value = 18.72 V/m; Power Drift = -0.12 dB
Peak SAR (extrapolated) = 1.11 W/kg
SAR(1 g) = 0.532 W/kg; SAR(10 g) = 0.285 W/kg
Smallest distance from peaks to all points 3 dB below = 10.7 mm
Ratio of SAR at M2 to SAR at M1 = 48.7%
Maximum value of SAR (measured) = 0.798 W/kg



0 dB = 0.798 W/kg

LTE Band 19_15MHz_QPSK_1RB_0Offset_Left Cheek_Ch24075

Communication System: UID 0, LTE (0); Frequency: 837.5 MHz;Duty Cycle: 1:1
Medium: HSL_900 Medium parameters used: f = 837.5 MHz; σ = 0.946 S/m; ε_r = 42.861; ρ = 1000 kg/m^3
Ambient Temperature：23.2 ℃; Liquid Temperature：22.1 ℃

DASY5 Configuration:
- Probe: EX3DV4 - SN7608; ConvF(9.81, 9.81, 9.81) @ 837.5 MHz; Calibrated: 2022.01.12
- Sensor-Surface: 2mm (Mechanical Surface Detection)
- Electronics: DAE4 Sn480; Calibrated: 2021.06.22
- Phantom: SAM 2; Type: QD000P40CC; Serial: TP:1464
- Measurement SW: DASY52, Version 52.10 (4); SEMCAD X Version 14.6.14 (7483)

Ch24075/Area Scan (71x81x1): Interpolated grid: dx=1.500 mm, dy=1.500 mm
Maximum value of SAR (interpolated) = 0.811 W/kg

Ch24075/Zoom Scan (5x5x7)/Cube 0: Measurement grid: dx=8mm, dy=8mm, dz=5mm
Reference Value = 19.40 V/m; Power Drift = -0.13 dB
Peak SAR (extrapolated) = 1.23 W/kg
SAR(1 g) = 0.597 W/kg; SAR(10 g) = 0.318 W/kg
Smallest distance from peaks to all points 3 dB below = 10.7 mm
Ratio of SAR at M2 to SAR at M1 = 49.5%
Maximum value of SAR (measured) = 0.896 W/kg



0 dB = 0.896 W/kg

LTE Band 26_15MHz_QPSK_1RB_0Offset_Left Cheek_Ch26865

Communication System: UID 0, LTE (0); Frequency: 831.5 MHz;Duty Cycle: 1:1
Medium: HSL_900 Medium parameters used: f = 831.5 MHz; σ = 0.936 S/m; ε_r = 42.882; ρ = 1000 kg/m^3
Ambient Temperature：23.2 ℃; Liquid Temperature：22.1 ℃

DASY5 Configuration:
- Probe: EX3DV4 - SN7608; ConvF(9.81, 9.81, 9.81) @ 831.5 MHz; Calibrated: 2022.01.12
- Sensor-Surface: 2mm (Mechanical Surface Detection)
- Electronics: DAE4 Sn480; Calibrated: 2021.06.22
- Phantom: SAM 2; Type: QD000P40CC; Serial: TP:1464
- Measurement SW: DASY52, Version 52.10 (4); SEMCAD X Version 14.6.14 (7483)

Ch26865/Area Scan (71x81x1): Interpolated grid: dx=1.500 mm, dy=1.500 mm
Maximum value of SAR (interpolated) = 0.768 W/kg

Ch26865/Zoom Scan (5x5x7)/Cube 0: Measurement grid: dx=8mm, dy=8mm, dz=5mm
Reference Value = 18.61 V/m; Power Drift = -0.12 dB
Peak SAR (extrapolated) = 1.13 W/kg
SAR(1 g) = 0.549 W/kg; SAR(10 g) = 0.293 W/kg
Smallest distance from peaks to all points 3 dB below = 10.7 mm
Ratio of SAR at M2 to SAR at M1 = 50%
Maximum value of SAR (measured) = 0.819 W/kg



0 dB = 0.819 W/kg

LTE Band 38_20MHz_QPSK_1RB_0Offset_Right Cheek_Ch38000

Communication System: UID 0, LTE (0); Frequency: 2595 MHz;Duty Cycle: 1:1.59
Medium: HSL_2600 Medium parameters used: f = 2595 MHz; σ = 1.98 S/m; ε_r = 38.287; ρ = 1000 kg/m^3
Ambient Temperature：23.2 ℃; Liquid Temperature：22.3 ℃

DASY5 Configuration:
- Probe: EX3DV4 - SN7608; ConvF(7.08, 7.08, 7.08) @ 2595 MHz; Calibrated: 2022.01.12
- Sensor-Surface: 2mm (Mechanical Surface Detection)
- Electronics: DAE4 Sn480; Calibrated: 2021.06.22
- Phantom: SAM 2; Type: QD000P40CC; Serial: TP:1464
- Measurement SW: DASY52, Version 52.10 (4); SEMCAD X Version 14.6.14 (7483)

Ch38000/Area Scan (91x101x1): Interpolated grid: dx=1.200 mm, dy=1.200 mm
Maximum value of SAR (interpolated) = 1.24 W/kg

Ch38000/Zoom Scan (7x7x7)/Cube 0: Measurement grid: dx=5mm, dy=5mm, dz=5mm
Reference Value = 8.141 V/m; Power Drift = 0.17 dB
Peak SAR (extrapolated) = 1.47 W/kg
SAR(1 g) = 0.678 W/kg; SAR(10 g) = 0.293 W/kg
Smallest distance from peaks to all points 3 dB below = 7.3 mm
Ratio of SAR at M2 to SAR at M1 = 49.9%
Maximum value of SAR (measured) = 1.03 W/kg



0 dB = 1.03 W/kg

LTE Band 40A_10MHz_QPSK_1RB_0Offset_Right Cheek_Ch38750

Communication System: UID 0, LTE (0); Frequency: 2310 MHz;Duty Cycle: 1:1.59
Medium: HSL_2300 Medium parameters used: f = 2310 MHz; σ = 1.66 S/m; ε_r = 39.354; ρ = 1000 kg/m^3
Ambient Temperature：23.2 ℃; Liquid Temperature：22.3 ℃

DASY5 Configuration:
- Probe: EX3DV4 - SN7608; ConvF(7.66, 7.66, 7.66) @ 2310 MHz; Calibrated: 2022.01.12
- Sensor-Surface: 2mm (Mechanical Surface Detection)
- Electronics: DAE4 Sn480; Calibrated: 2021.06.22
- Phantom: SAM 2; Type: QD000P40CC; Serial: TP:1464
- Measurement SW: DASY52, Version 52.10 (4); SEMCAD X Version 14.6.14 (7483)

Ch38750/Area Scan (81x91x1): Interpolated grid: dx=1.200 mm, dy=1.200 mm
Maximum value of SAR (interpolated) = 1.20 W/kg

Ch38750/Zoom Scan (7x7x7)/Cube 0: Measurement grid: dx=5mm, dy=5mm, dz=5mm
Reference Value = 9.352 V/m; Power Drift = 0.17 dB
Peak SAR (extrapolated) = 1.46 W/kg
SAR(1 g) = 0.715 W/kg; SAR(10 g) = 0.313 W/kg
Smallest distance from peaks to all points 3 dB below = 8.6 mm
Ratio of SAR at M2 to SAR at M1 = 50.4%
Maximum value of SAR (measured) = 1.09 W/kg



0 dB = 1.09 W/kg

LTE Band 40B_10MHz_QPSK_1RB_0Offset_Right Cheek_Ch39200

Communication System: UID 0, LTE (0); Frequency: 2355 MHz;Duty Cycle: 1:1.59
Medium: HSL_2300 Medium parameters used: f = 2355 MHz; σ = 1.709 S/m; ε_r = 39.181; ρ = 1000 kg/m^3
Ambient Temperature：23.2 ℃; Liquid Temperature：22.3 ℃

DASY5 Configuration:
- Probe: EX3DV4 - SN7608; ConvF(7.66, 7.66, 7.66) @ 2355 MHz; Calibrated: 2022.01.12
- Sensor-Surface: 2mm (Mechanical Surface Detection)
- Electronics: DAE4 Sn480; Calibrated: 2021.06.22
- Phantom: SAM 2; Type: QD000P40CC; Serial: TP:1464
- Measurement SW: DASY52, Version 52.10 (4); SEMCAD X Version 14.6.14 (7483)

Ch39200/Area Scan (81x91x1): Interpolated grid: dx=1.200 mm, dy=1.200 mm
Maximum value of SAR (interpolated) = 1.14 W/kg

Ch39200/Zoom Scan (7x7x7)/Cube 0: Measurement grid: dx=5mm, dy=5mm, dz=5mm
Reference Value = 8.707 V/m; Power Drift = 0.15 dB
Peak SAR (extrapolated) = 1.41 W/kg
SAR(1 g) = 0.680 W/kg; SAR(10 g) = 0.299 W/kg
Smallest distance from peaks to all points 3 dB below = 9 mm
Ratio of SAR at M2 to SAR at M1 = 50.9%
Maximum value of SAR (measured) = 1.05 W/kg



0 dB = 1.05 W/kg

LTE Band 41_10MHz_QPSK_1RB_0Offset_Right Cheek_Ch40620

Communication System: UID 0, LTE (0); Frequency: 2593 MHz;Duty Cycle: 1:1.59
Medium: HSL_2600 Medium parameters used (interpolated): f = 2593 MHz; σ = 1.973 S/m; ε_r = 38.214; ρ = 1000 kg/m^3
Ambient Temperature：23.2 ℃; Liquid Temperature：22.3 ℃

DASY5 Configuration:
- Probe: EX3DV4 - SN7608; ConvF(7.08, 7.08, 7.08) @ 2593 MHz; Calibrated: 2022.01.12
- Sensor-Surface: 2mm (Mechanical Surface Detection)
- Electronics: DAE4 Sn480; Calibrated: 2021.06.22
- Phantom: SAM 2; Type: QD000P40CC; Serial: TP:1464
- Measurement SW: DASY52, Version 52.10 (4); SEMCAD X Version 14.6.14 (7483)

Ch40620/Area Scan (81x91x1): Interpolated grid: dx=1.200 mm, dy=1.200 mm
Maximum value of SAR (interpolated) = 1.05 W/kg

Ch40620/Zoom Scan (7x7x7)/Cube 0: Measurement grid: dx=5mm, dy=5mm, dz=5mm
Reference Value = 8.622 V/m; Power Drift = 0.18 dB
Peak SAR (extrapolated) = 1.40 W/kg
SAR(1 g) = 0.641 W/kg; SAR(10 g) = 0.279 W/kg
Smallest distance from peaks to all points 3 dB below = 8.3 mm
Ratio of SAR at M2 to SAR at M1 = 46.4%
Maximum value of SAR (measured) = 1.02 W/kg



0 dB = 1.02 W/kg

LTE Band 66_20MHz_QPSK_1RB_0Offset_Right Cheek_Ch132322

Communication System: UID 0, LTE (0); Frequency: 1745 MHz;Duty Cycle: 1:1
Medium: HSL_1800 Medium parameters used: f = 1745 MHz; σ = 1.438 S/m; ε_r = 39.567; ρ = 1000 kg/m^3
Ambient Temperature：23.2 ℃; Liquid Temperature：22.1 ℃

DASY5 Configuration:
- Probe: EX3DV4 - SN7608; ConvF(8.26, 8.26, 8.26) @ 1745 MHz; Calibrated: 2022.01.12
- Sensor-Surface: 2mm (Mechanical Surface Detection)
- Electronics: DAE4 Sn480; Calibrated: 2021.06.22
- Phantom: SAM 2; Type: QD000P40CC; Serial: TP:1464
- Measurement SW: DASY52, Version 52.10 (4); SEMCAD X Version 14.6.14 (7483)

Ch132322/Area Scan (71x81x1): Interpolated grid: dx=1.500 mm, dy=1.500 mm
Maximum value of SAR (interpolated) = 0.788 W/kg

Ch132322/Zoom Scan (5x5x7)/Cube 0: Measurement grid: dx=8mm, dy=8mm, dz=5mm
Reference Value = 9.938 V/m; Power Drift = 0.19 dB
Peak SAR (extrapolated) = 1.11 W/kg
SAR(1 g) = 0.548 W/kg; SAR(10 g) = 0.267 W/kg
Smallest distance from peaks to all points 3 dB below = 10.3 mm
Ratio of SAR at M2 to SAR at M1 = 51.9%
Maximum value of SAR (measured) = 0.823 W/kg



0 dB = 0.823 W/kg

5G NR n41_100MHz_DFT-S-QPSK_1RB_1Offset_Right Cheek_Ch509202

Communication System: UID 0, 5G NR (0); Frequency: 2546.01 MHz;Duty Cycle: 1:1
Medium: HSL_2600 Medium parameters used: f = 2546.01 MHz; σ = 1.925 S/m; ε_r = 38.422; ρ = 1000 kg/m^3
Ambient Temperature：23.2 ℃; Liquid Temperature：22.3 ℃

DASY5 Configuration:
- Probe: EX3DV4 - SN7608; ConvF(7.42, 7.42, 7.42) @ 2546.01 MHz; Calibrated: 2022.01.12
- Sensor-Surface: 2mm (Mechanical Surface Detection)
- Electronics: DAE4 Sn480; Calibrated: 2021.06.22
- Phantom: SAM 2; Type: QD000P40CC; Serial: TP:1464
- Measurement SW: DASY52, Version 52.10 (4); SEMCAD X Version 14.6.14 (7483)

Ch509202/Area Scan (91x101x1): Interpolated grid: dx=1.200 mm, dy=1.200 mm
Maximum value of SAR (interpolated) = 1.54 W/kg

Ch509202/Zoom Scan (7x7x7)/Cube 0: Measurement grid: dx=5mm, dy=5mm, dz=5mm
Reference Value = 4.774 V/m; Power Drift = 0.14 dB
Peak SAR (extrapolated) = 2.51 W/kg
SAR(1 g) = 0.842 W/kg; SAR(10 g) = 0.302 W/kg
Smallest distance from peaks to all points 3 dB below = 5 mm
Ratio of SAR at M2 to SAR at M1 = 38.7%
Maximum value of SAR (measured) = 1.44 W/kg



0 dB = 1.44 W/kg

5G NR n77_100MHz_DFT-S-QPSK_1RB_1Offset_Right Cheek_Ch662000

Communication System: UID 0, 5G NR (0); Frequency: 3840 MHz;Duty Cycle: 1:1
Medium: HSL_3900 Medium parameters used: f = 3840 MHz; σ = 3.262 S/m; ε_r = 39.183; ρ = 1000 kg/m^3
Ambient Temperature：23.2 ℃; Liquid Temperature：22.2 ℃

DASY5 Configuration:
- Probe: EX3DV4 - SN7608; ConvF(6.22, 6.22, 6.22) @ 3840 MHz; Calibrated: 2022.01.12
- Sensor-Surface: 2mm (Mechanical Surface Detection)
- Electronics: DAE4 Sn480; Calibrated: 2021.06.22
- Phantom: SAM 2; Type: QD000P40CC; Serial: TP:1464
- Measurement SW: DASY52, Version 52.10 (4); SEMCAD X Version 14.6.14 (7483)

Ch662000/Area Scan (81x91x1): Interpolated grid: dx=1.200 mm, dy=1.200 mm
Maximum value of SAR (interpolated) = 1.01 W/kg

Ch662000/Zoom Scan (7x7x7)/Cube 0: Measurement grid: dx=5mm, dy=5mm, dz=5mm
Reference Value = 0 V/m; Power Drift = 0.19 dB
Peak SAR (extrapolated) = 2.96 W/kg
SAR(1 g) = 0.788 W/kg; SAR(10 g) = 0.245 W/kg
Smallest distance from peaks to all points 3 dB below = 5.4 mm
Ratio of SAR at M2 to SAR at M1 = 27.4%
Maximum value of SAR (measured) = 1.58 W/kg



0 dB = 1.58 W/kg

WLAN 2.4GHz_802.11b 1Mbps_Left Cheek_Ch6_CH1

Communication System: UID 0, WLAN 2.4GHz 802.11b (0); Frequency: 2437 MHz;Duty Cycle: 1:1.009
Medium: HSL_2450 Medium parameters used: f = 2437 MHz; σ = 1.802 S/m; ε_r = 38.902; ρ = 1000 kg/m^3
Ambient Temperature：23.2 ℃; Liquid Temperature：22.3 ℃

DASY5 Configuration:
- Probe: EX3DV4 - SN7608; ConvF(7.42, 7.42, 7.42) @ 2437 MHz; Calibrated: 2022.01.12
- Sensor-Surface: 2mm (Mechanical Surface Detection)
- Electronics: DAE4 Sn480; Calibrated: 2021.06.22
- Phantom: SAM 2; Type: QD000P40CC; Serial: TP:1464
- Measurement SW: DASY52, Version 52.10 (4); SEMCAD X Version 14.6.14 (7483)

Ch6/Area Scan (81x91x1): Interpolated grid: dx=1.200 mm, dy=1.200 mm
Maximum value of SAR (interpolated) = 0.721 W/kg

Ch6/Zoom Scan (7x7x7)/Cube 0: Measurement grid: dx=5mm, dy=5mm, dz=5mm
Reference Value = 2.257 V/m; Power Drift = 0.13 dB
Peak SAR (extrapolated) = 1.40 W/kg
SAR(1 g) = 0.508 W/kg; SAR(10 g) = 0.191 W/kg
Smallest distance from peaks to all points 3 dB below = 5.1 mm
Ratio of SAR at M2 to SAR at M1 = 41.8%
Maximum value of SAR (measured) = 0.877 W/kg



0 dB = 0.877 W/kg

WLAN 5.2GHz_802.11n-HT40 MCS0_Left Cheek_Ch46_CH1

Communication System: UID 0, WLAN 5GHz (0); Frequency: 5230 MHz;Duty Cycle: 1:1.010
Medium: HSL_5250 Medium parameters used: f = 5230 MHz; σ = 4.676 S/m; ε_r = 36.093; ρ = 1000 kg/m^3
Ambient Temperature：23.2 ℃; Liquid Temperature：22.3 ℃

DASY5 Configuration:
- Probe: EX3DV4 - SN7608; ConvF(5.16, 5.16, 5.16) @ 5230 MHz; Calibrated: 2022.01.12
- Sensor-Surface: 2mm (Mechanical Surface Detection)
- Electronics: DAE4 Sn480; Calibrated: 2021.06.22
- Phantom: SAM 2; Type: QD000P40CC; Serial: TP:1464
- Measurement SW: DASY52, Version 52.10 (4); SEMCAD X Version 14.6.14 (7483)

Ch46/Area Scan (101x101x1): Interpolated grid: dx=1.000 mm, dy=1.000 mm
Maximum value of SAR (interpolated) = 0.379 W/kg

Ch46/Zoom Scan (8x8x15)/Cube 0: Measurement grid: dx=4mm, dy=4mm, dz=2mm
Reference Value = 1.040 V/m; Power Drift = 0.13 dB
Peak SAR (extrapolated) = 0.988 W/kg
SAR(1 g) = 0.219 W/kg; SAR(10 g) = 0.072 W/kg
Smallest distance from peaks to all points 3 dB below = 5 mm
Ratio of SAR at M2 to SAR at M1 = 51.3%
Maximum value of SAR (measured) = 0.474 W/kg



0 dB = 0.474 W/kg

WLAN 5.3GHz_802.11n-HT40 MCS0_Left Cheek_Ch62_CH1

Communication System: UID 0, WLAN 5GHz (0); Frequency: 5310 MHz;Duty Cycle: 1:1.010
Medium: HSL_5250 Medium parameters used: f = 5310 MHz; σ = 4.773 S/m; ε_r = 35.963; ρ = 1000 kg/m^3
Ambient Temperature：23.2 ℃; Liquid Temperature：22.3 ℃

DASY5 Configuration:
- Probe: EX3DV4 - SN7608; ConvF(5.16, 5.16, 5.16) @ 5310 MHz; Calibrated: 2022.01.12
- Sensor-Surface: 2mm (Mechanical Surface Detection)
- Electronics: DAE4 Sn480; Calibrated: 2021.06.22
- Phantom: SAM 2; Type: QD000P40CC; Serial: TP:1464
- Measurement SW: DASY52, Version 52.10 (4); SEMCAD X Version 14.6.14 (7483)

Ch62/Area Scan (101x101x1): Interpolated grid: dx=1.000 mm, dy=1.000 mm
Maximum value of SAR (interpolated) = 0.629 W/kg

Ch62/Zoom Scan (8x8x15)/Cube 0: Measurement grid: dx=4mm, dy=4mm, dz=2mm
Reference Value = 0.4030 V/m; Power Drift = 0.12 dB
Peak SAR (extrapolated) = 1.44 W/kg
SAR(1 g) = 0.289 W/kg; SAR(10 g) = 0.090 W/kg
Smallest distance from peaks to all points 3 dB below = 4.9 mm
Ratio of SAR at M2 to SAR at M1 = 50.3%
Maximum value of SAR (measured) = 0.624 W/kg



0 dB = 0.624 W/kg

WLAN 5.5GHz_802.11n-HT20 MCS0_Left Cheek_Ch120_CH1

Communication System: UID 0, WLAN 5GHz (0); Frequency: 5600 MHz;Duty Cycle: 1:1.011
Medium: HSL_5600 Medium parameters used: f = 5600 MHz; σ = 5.125 S/m; ε_r = 35.435; ρ = 1000 kg/m^3
Ambient Temperature：23.2 ℃; Liquid Temperature：22.1 ℃

DASY5 Configuration:
- Probe: EX3DV4 - SN7608; ConvF(4.74, 4.74, 4.74) @ 5600 MHz; Calibrated: 2022.01.12
- Sensor-Surface: 2mm (Mechanical Surface Detection)
- Electronics: DAE4 Sn480; Calibrated: 2021.06.22
- Phantom: SAM 2; Type: QD000P40CC; Serial: TP:1464
- Measurement SW: DASY52, Version 52.10 (4); SEMCAD X Version 14.6.14 (7483)

Ch120/Area Scan (101x101x1): Interpolated grid: dx=1.000 mm, dy=1.000 mm
Maximum value of SAR (interpolated) = 0.695 W/kg

Ch120/Zoom Scan (8x8x15)/Cube 0: Measurement grid: dx=4mm, dy=4mm, dz=2mm
Reference Value = 0 V/m; Power Drift = 0.11 dB
Peak SAR (extrapolated) = 2.17 W/kg
SAR(1 g) = 0.410 W/kg; SAR(10 g) = 0.126 W/kg
Smallest distance from peaks to all points 3 dB below = 5.6 mm
Ratio of SAR at M2 to SAR at M1 = 47.7%
Maximum value of SAR (measured) = 0.954 W/kg



0 dB = 0.954 W/kg

WLAN 5.8GHz_802.11n-HT40 MCS0_Left Titl_Ch151_CH0

Communication System: UID 0, WLAN 5GHz (0); Frequency: 5755 MHz;Duty Cycle: 1:1.010
Medium: HSL_5750 Medium parameters used: f = 5755 MHz; σ = 5.306 S/m; ε_r = 35.15; ρ = 1000 kg/m^3
Ambient Temperature：23.2 ℃; Liquid Temperature：22.1 ℃

DASY5 Configuration:
- Probe: EX3DV4 - SN3753; ConvF(4.65, 4.65, 4.65) @ 5755 MHz; Calibrated: 2021.07.26
- Sensor-Surface: 2mm (Mechanical Surface Detection)
- Electronics: DAE4 Sn480; Calibrated: 2021.06.22
- Phantom: SAM 2; Type: QD000P40CC; Serial: TP:1464
- Measurement SW: DASY52, Version 52.10 (4); SEMCAD X Version 14.6.14 (7483)

Ch151/Area Scan (101x101x1): Interpolated grid: dx=1.000 mm, dy=1.000 mm
Maximum value of SAR (interpolated) = 1.10 W/kg

Ch151/Zoom Scan (8x8x15)/Cube 0: Measurement grid: dx=4mm, dy=4mm, dz=2mm
Reference Value = 3.842 V/m; Power Drift = 0.16 dB
Peak SAR (extrapolated) = 2.73 W/kg
SAR(1 g) = 0.507 W/kg; SAR(10 g) = 0.156 W/kg
Smallest distance from peaks to all points 3 dB below = 4.4 mm
Ratio of SAR at M2 to SAR at M1 = 50.6%
Maximum value of SAR (measured) = 1.09 W/kg



0 dB = 1.09 W/kg

GSM850_GPRS(2 TX slots)_Back Side_10mm _Ch128

Communication System: UID 0, GSM850(class 10) (0); Frequency: 824.2 MHz;Duty Cycle: 1:4.15
Medium: HSL_900 Medium parameters used: f = 824.2 MHz; σ = 0.924 S/m; ε_r = 42.769; ρ = 1000 kg/m^3
Ambient Temperature：23.2 ℃; Liquid Temperature：22.1 ℃

DASY5 Configuration:
- Probe: EX3DV4 - SN7608; ConvF(9.81, 9.81, 9.81) @ 824.2 MHz; Calibrated: 2022.01.12
- Sensor-Surface: 2mm (Mechanical Surface Detection)
- Electronics: DAE4 Sn480; Calibrated: 2021.06.22
- Phantom: SAM 2; Type: QD000P40CC; Serial: TP:1464
- Measurement SW: DASY52, Version 52.10 (4); SEMCAD X Version 14.6.14 (7483)

Ch128/Area Scan (71x121x1): Interpolated grid: dx=1.500 mm, dy=1.500 mm
Maximum value of SAR (interpolated) = 0.286 W/kg

Ch128/Zoom Scan (5x5x7)/Cube 0: Measurement grid: dx=8mm, dy=8mm, dz=5mm
Reference Value = 9.151 V/m; Power Drift = -0.16 dB
Peak SAR (extrapolated) = 0.392 W/kg
SAR(1 g) = 0.221 W/kg; SAR(10 g) = 0.125 W/kg
Smallest distance from peaks to all points 3 dB below = 12.2 mm
Ratio of SAR at M2 to SAR at M1 = 57.4%
Maximum value of SAR (measured) = 0.309 W/kg

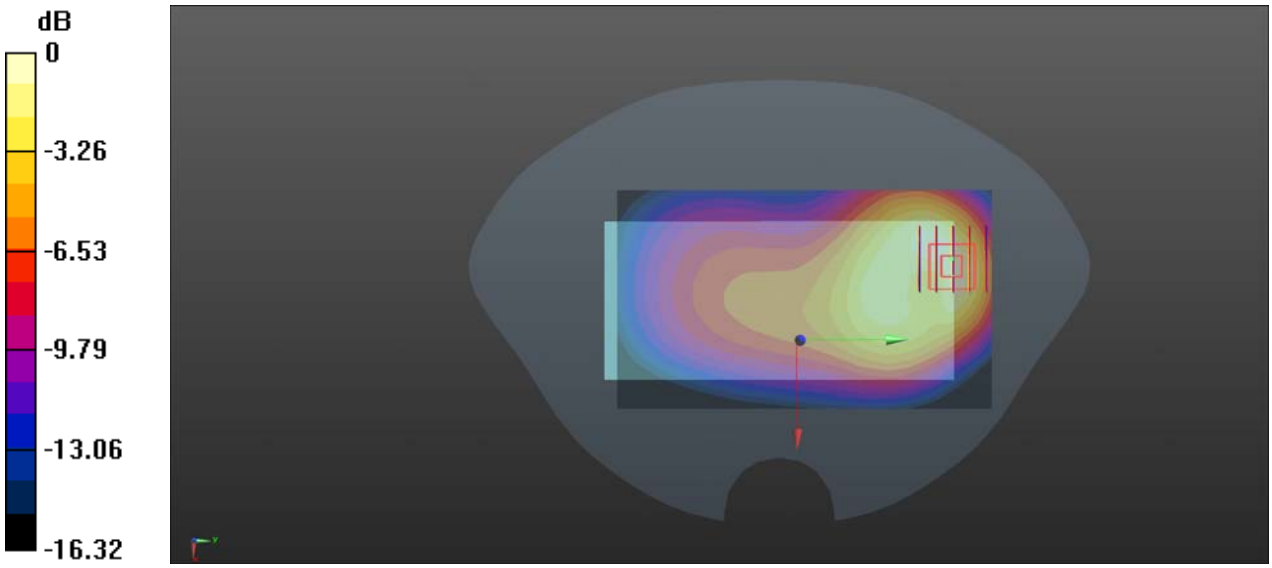

0 dB = 0.309 W/kg

GSM1900_GPRS(2 TX slots)_Back Side_10mm _Ch810

Communication System: UID 0, GSM1900(Class 10) (0); Frequency: 1909.8 MHz;Duty Cycle: 1:4.15
Medium: HSL_2000 Medium parameters used: f = 1910 MHz; σ = 1.381 S/m; ε_r = 39.997; ρ = 1000 kg/m^3
Ambient Temperature：23.2 ℃; Liquid Temperature：22.2 ℃

DASY5 Configuration:
- Probe: EX3DV4 - SN7608; ConvF(7.99, 7.99, 7.99) @ 1909.8 MHz; Calibrated: 2022.01.12
- Sensor-Surface: 2mm (Mechanical Surface Detection)
- Electronics: DAE4 Sn480; Calibrated: 2021.06.22
- Phantom: SAM 2; Type: QD000P40CC; Serial: TP:1464
- Measurement SW: DASY52, Version 52.10 (4); SEMCAD X Version 14.6.14 (7483)

Ch810/Area Scan (71x81x1): Interpolated grid: dx=1.500 mm, dy=1.500 mm
Maximum value of SAR (interpolated) = 0.216 W/kg

Ch810/Zoom Scan (5x5x7)/Cube 0: Measurement grid: dx=8mm, dy=8mm, dz=5mm
Reference Value = 4.263 V/m; Power Drift = 0.18 dB
Peak SAR (extrapolated) = 0.251 W/kg
SAR(1 g) = 0.134 W/kg; SAR(10 g) = 0.069 W/kg
Smallest distance from peaks to all points 3 dB below = 12.2 mm
Ratio of SAR at M2 to SAR at M1 = 53.9%
Maximum value of SAR (measured) = 0.185 W/kg

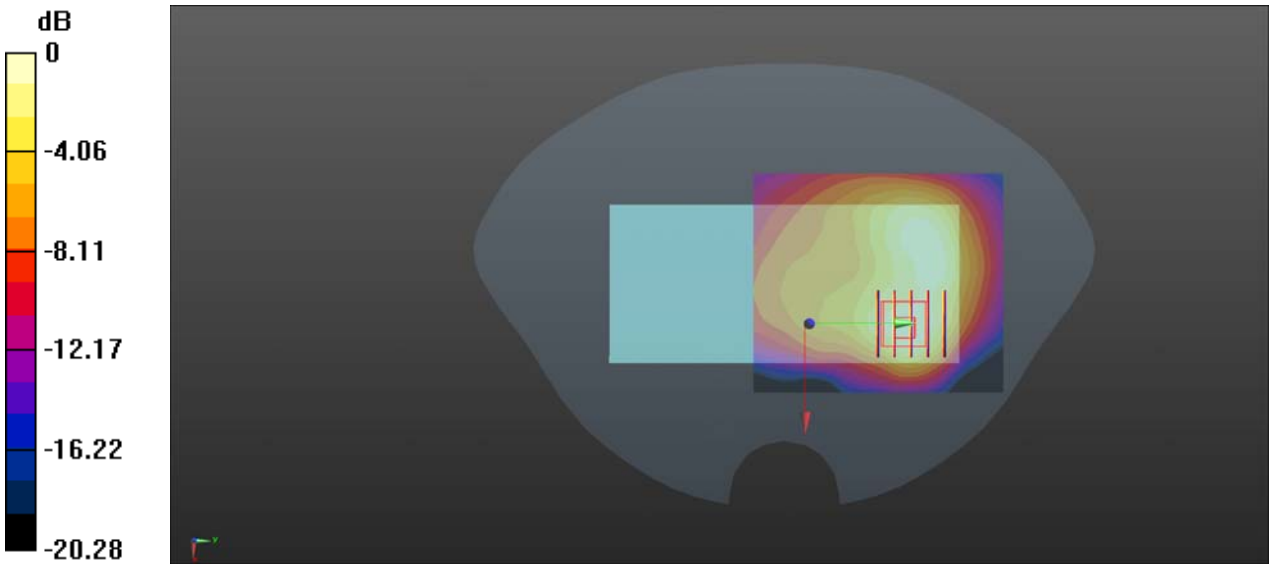

0 dB = 0.185 W/kg

GSM1900_GPRS(2 TX slots)_Top Side_10mm _Ch810

Communication System: UID 0, GSM1900(Class 10) (0); Frequency: 1909.8 MHz;Duty Cycle: 1:4.15
Medium: HSL_2000 Medium parameters used: f = 1910 MHz; σ = 1.381 S/m; ε_r = 39.997; ρ = 1000 kg/m^3
Ambient Temperature：23.2 ℃; Liquid Temperature：22.2 ℃

DASY5 Configuration:
- Probe: EX3DV4 - SN7608; ConvF(7.99, 7.99, 7.99) @ 1909.8 MHz; Calibrated: 2022.01.12
- Sensor-Surface: 2mm (Mechanical Surface Detection)
- Electronics: DAE4 Sn480; Calibrated: 2021.06.22
- Phantom: SAM 2; Type: QD000P40CC; Serial: TP:1464
- Measurement SW: DASY52, Version 52.10 (4); SEMCAD X Version 14.6.14 (7483)

Ch810/Area Scan (41x71x1): Interpolated grid: dx=1.500 mm, dy=1.500 mm
Maximum value of SAR (interpolated) = 0.626 W/kg

Ch810/Zoom Scan (5x5x7)/Cube 0: Measurement grid: dx=8mm, dy=8mm, dz=5mm
Reference Value = 17.23 V/m; Power Drift = -0.18 dB
Peak SAR (extrapolated) = 0.777 W/kg
SAR(1 g) = 0.460 W/kg; SAR(10 g) = 0.254 W/kg
Smallest distance from peaks to all points 3 dB below = 12.2 mm
Ratio of SAR at M2 to SAR at M1 = 59.5%
Maximum value of SAR (measured) = 0.635 W/kg

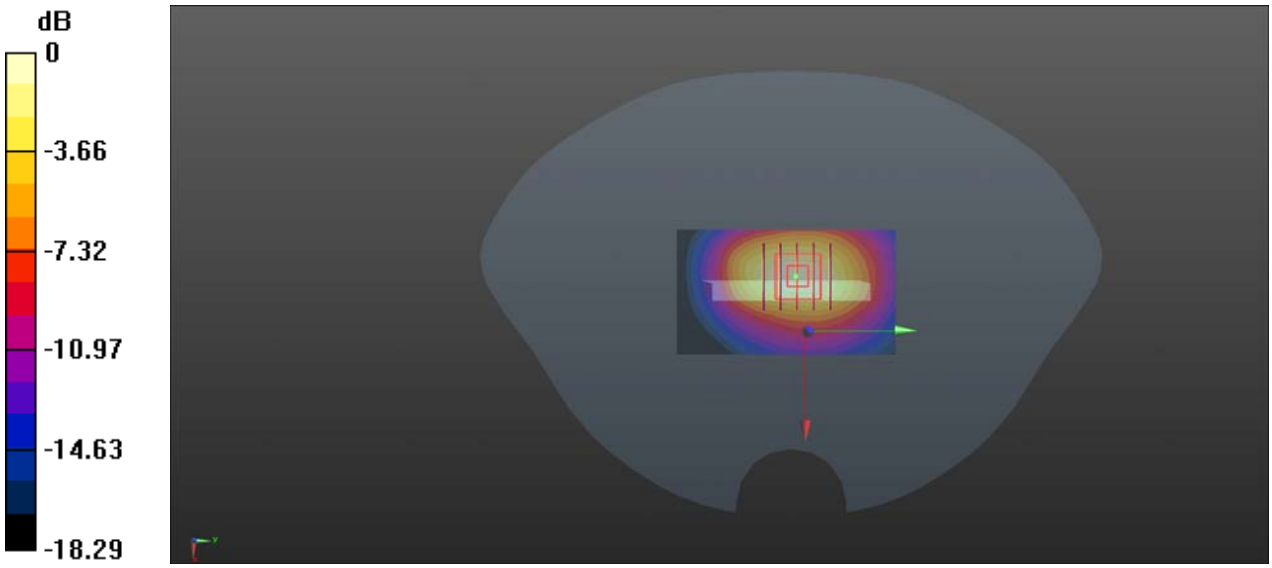

0 dB = 0.635 W/kg

WCDMA Band II_RMC 12.2Kbps_Back Side_10mm_Ch9538

Communication System: UID 0, UMTS-FDD (0); Frequency: 1907.6 MHz;Duty Cycle: 1:1
Medium: HSL_2000 Medium parameters used: f = 1908 MHz; σ = 1.378 S/m; ε_r = 39.922; ρ = 1000 kg/m^3
Ambient Temperature：23.2 ℃; Liquid Temperature：22.2 ℃

DASY5 Configuration:
- Probe: EX3DV4 - SN7608; ConvF(7.99, 7.99, 7.99) @ 1907.6 MHz; Calibrated: 2022.01.12
- Sensor-Surface: 2mm (Mechanical Surface Detection)
- Electronics: DAE4 Sn480; Calibrated: 2021.06.22
- Phantom: SAM 2; Type: QD000P40CC; Serial: TP:1464
- Measurement SW: DASY52, Version 52.10 (4); SEMCAD X Version 14.6.14 (7483)

Ch9538/Area Scan (71x81x1): Interpolated grid: dx=1.500 mm, dy=1.500 mm
Maximum value of SAR (interpolated) = 0.562 W/kg

Ch9538/Zoom Scan (5x5x7)/Cube 0: Measurement grid: dx=8mm, dy=8mm, dz=5mm
Reference Value = 7.086 V/m; Power Drift = 0.04 dB
Peak SAR (extrapolated) = 0.692 W/kg
SAR(1 g) = 0.379 W/kg; SAR(10 g) = 0.205 W/kg
Smallest distance from peaks to all points 3 dB below = 12.9 mm
Ratio of SAR at M2 to SAR at M1 = 54.7%
Maximum value of SAR (measured) = 0.543 W/kg

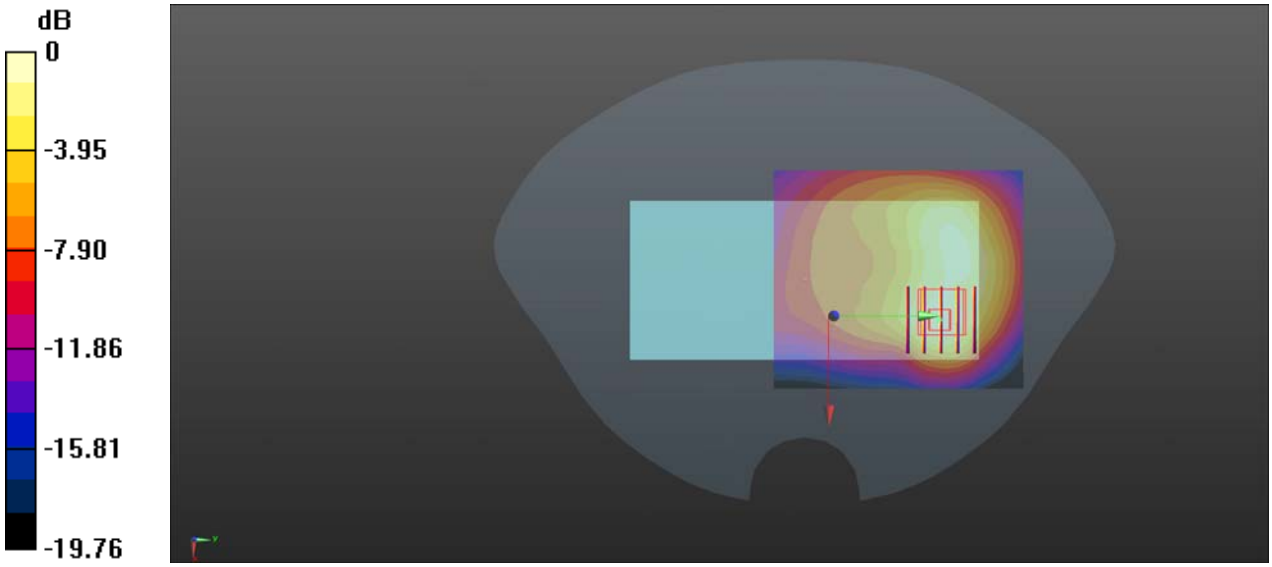

0 dB = 0.543 W/kg

WCDMA Band II_RMC 12.2Kbps_Top Side_10mm_Ch9538

Communication System: UID 0, UMTS-FDD (0); Frequency: 1907.6 MHz;Duty Cycle: 1:1
Medium: HSL_2000 Medium parameters used: f = 1908 MHz; σ = 1.378 S/m; ε_r = 39.922; ρ = 1000 kg/m^3
Ambient Temperature：23.2 ℃; Liquid Temperature：22.2 ℃

DASY5 Configuration:
- Probe: EX3DV4 - SN7608; ConvF(7.99, 7.99, 7.99) @ 1907.6 MHz; Calibrated: 2022.01.12
- Sensor-Surface: 2mm (Mechanical Surface Detection)
- Electronics: DAE4 Sn480; Calibrated: 2021.06.22
- Phantom: SAM 2; Type: QD000P40CC; Serial: TP:1464
- Measurement SW: DASY52, Version 52.10 (4); SEMCAD X Version 14.6.14 (7483)

Ch9538/Area Scan (41x71x1): Interpolated grid: dx=1.500 mm, dy=1.500 mm
Maximum value of SAR (interpolated) = 1.26 W/kg

Ch9538/Zoom Scan (5x5x7)/Cube 0: Measurement grid: dx=8mm, dy=8mm, dz=5mm
Reference Value = 25.01 V/m; Power Drift = -0.15 dB
Peak SAR (extrapolated) = 1.50 W/kg
SAR(1 g) = 0.883 W/kg; SAR(10 g) = 0.487 W/kg
Smallest distance from peaks to all points 3 dB below = 12.2 mm
Ratio of SAR at M2 to SAR at M1 = 59.3%
Maximum value of SAR (measured) = 1.22 W/kg

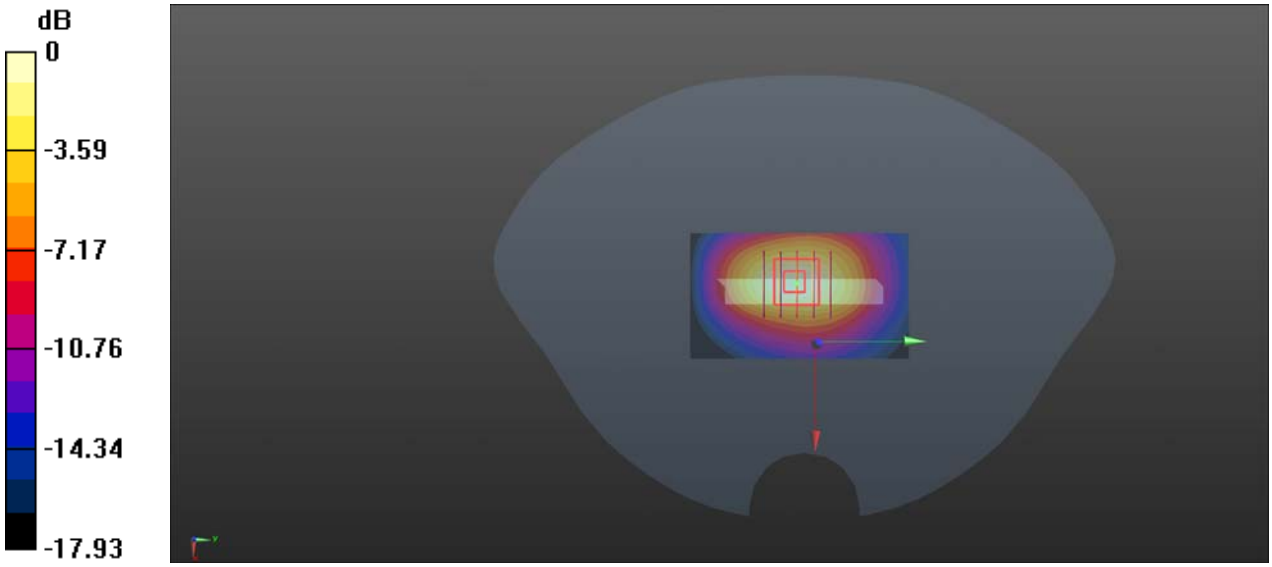

0 dB = 1.22 W/kg

WCDMA Band IV_RMC 12.2Kbps_Back Side_10mm_Ch1513

Communication System: UID 0, UMTS-FDD (0); Frequency: 1752.6 MHz;Duty Cycle: 1:1
Medium: HSL_1800 Medium parameters used: f = 1753 MHz; σ = 1.454 S/m; ε_r = 39.5; ρ = 1000 kg/m^3
Ambient Temperature：23.2 ℃; Liquid Temperature：22.1 ℃

DASY5 Configuration:
- Probe: EX3DV4 - SN7608; ConvF(8.26, 8.26, 8.26) @ 1752.6 MHz; Calibrated: 2022.01.12
- Sensor-Surface: 2mm (Mechanical Surface Detection)
- Electronics: DAE4 Sn480; Calibrated: 2021.06.22
- Phantom: SAM 2; Type: QD000P40CC; Serial: TP:1464
- Measurement SW: DASY52, Version 52.10 (4); SEMCAD X Version 14.6.14 (7483)

Ch1513/Area Scan (71x81x1): Interpolated grid: dx=1.500 mm, dy=1.500 mm
Maximum value of SAR (interpolated) = 0.443 W/kg

Ch1513/Zoom Scan (5x5x7)/Cube 0: Measurement grid: dx=8mm, dy=8mm, dz=5mm
Reference Value = 8.042 V/m; Power Drift = -0.05 dB
Peak SAR (extrapolated) = 0.577 W/kg
SAR(1 g) = 0.312 W/kg; SAR(10 g) = 0.167 W/kg
Smallest distance from peaks to all points 3 dB below = 12.9 mm
Ratio of SAR at M2 to SAR at M1 = 54.6%
Maximum value of SAR (measured) = 0.437 W/kg

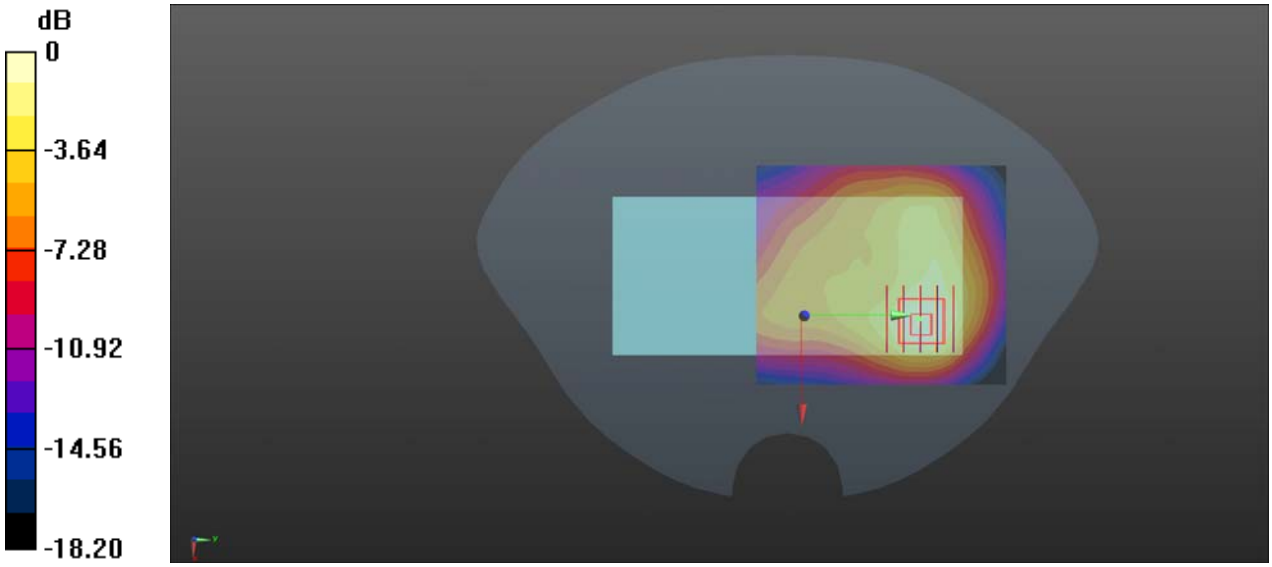

0 dB = 0.437 W/kg

WCDMA Band IV_RMC 12.2Kbps_Top Side_10mm_Ch1513

Communication System: UID 0, UMTS-FDD (0); Frequency: 1752.6 MHz;Duty Cycle: 1:1
Medium: HSL_1800 Medium parameters used: f = 1753 MHz; σ = 1.454 S/m; ε_r = 39.5; ρ = 1000 kg/m^3
Ambient Temperature：23.2 ℃; Liquid Temperature：22.1 ℃

DASY5 Configuration:
- Probe: EX3DV4 - SN7608; ConvF(8.26, 8.26, 8.26) @ 1752.6 MHz; Calibrated: 2022.01.12
- Sensor-Surface: 2mm (Mechanical Surface Detection)
- Electronics: DAE4 Sn480; Calibrated: 2021.06.22
- Phantom: SAM 2; Type: QD000P40CC; Serial: TP:1464
- Measurement SW: DASY52, Version 52.10 (4); SEMCAD X Version 14.6.14 (7483)

Ch1513/Area Scan (41x71x1): Interpolated grid: dx=1.500 mm, dy=1.500 mm
Maximum value of SAR (interpolated) = 0.876 W/kg

Ch1513/Zoom Scan (5x5x7)/Cube 0: Measurement grid: dx=8mm, dy=8mm, dz=5mm
Reference Value = 18.93 V/m; Power Drift = -0.11 dB
Peak SAR (extrapolated) = 1.00 W/kg
SAR(1 g) = 0.596 W/kg; SAR(10 g) = 0.341 W/kg
Smallest distance from peaks to all points 3 dB below = 12.8 mm
Ratio of SAR at M2 to SAR at M1 = 59.5%
Maximum value of SAR (measured) = 0.806 W/kg

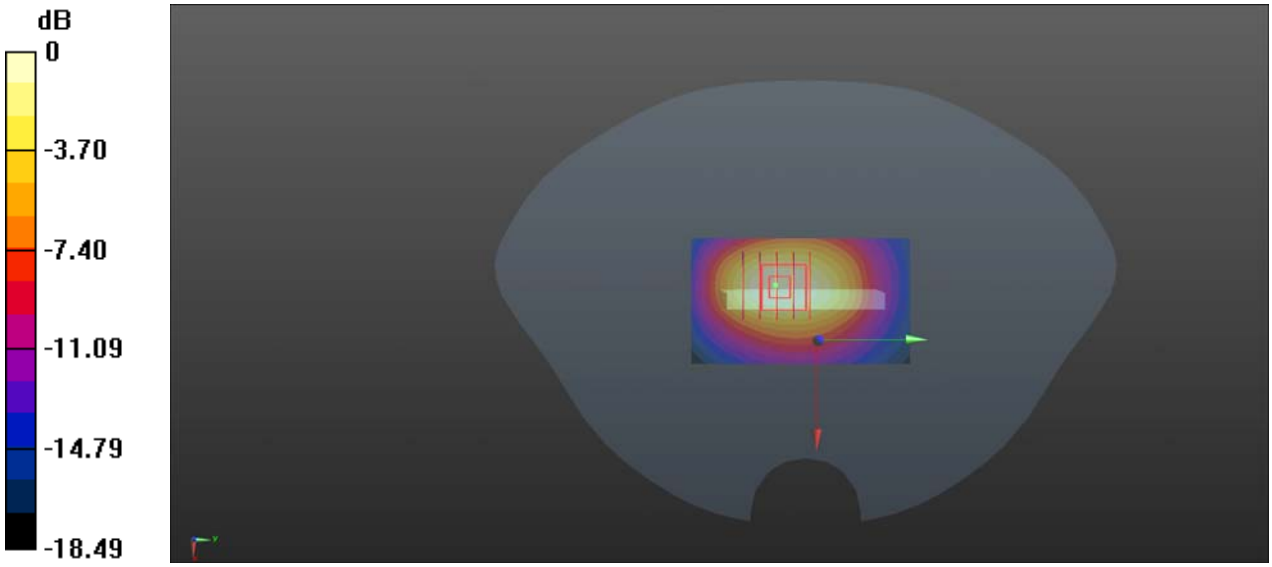

0 dB = 0.806 W/kg

WCDMA Band V_RMC 12.2Kbps_Back Side_10mm_Ch4233

Communication System: UID 0, UMTS-FDD (0); Frequency: 846.6 MHz;Duty Cycle: 1:1
Medium: HSL_900 Medium parameters used: f = 847 MHz; σ = 0.959 S/m; ε_r = 43.168; ρ = 1000 kg/m^3
Ambient Temperature：23.2 ℃; Liquid Temperature：22.1 ℃

DASY5 Configuration:
- Probe: EX3DV4 - SN7608; ConvF(9.81, 9.81, 9.81) @ 846.6 MHz; Calibrated: 2022.01.12
- Sensor-Surface: 2mm (Mechanical Surface Detection)
- Electronics: DAE4 Sn480; Calibrated: 2021.06.22
- Phantom: SAM 2; Type: QD000P40CC; Serial: TP:1464
- Measurement SW: DASY52, Version 52.10 (4); SEMCAD X Version 14.6.14 (7483)

Ch4233/Area Scan (71x121x1): Interpolated grid: dx=1.500 mm, dy=1.500 mm
Maximum value of SAR (interpolated) = 0.264 W/kg

Ch4233/Zoom Scan (5x5x7)/Cube 0: Measurement grid: dx=8mm, dy=8mm, dz=5mm
Reference Value = 7.707 V/m; Power Drift = -0.15 dB
Peak SAR (extrapolated) = 0.325 W/kg
SAR(1 g) = 0.186 W/kg; SAR(10 g) = 0.105 W/kg
Smallest distance from peaks to all points 3 dB below = 10.1 mm
Ratio of SAR at M2 to SAR at M1 = 56.8%
Maximum value of SAR (measured) = 0.256 W/kg

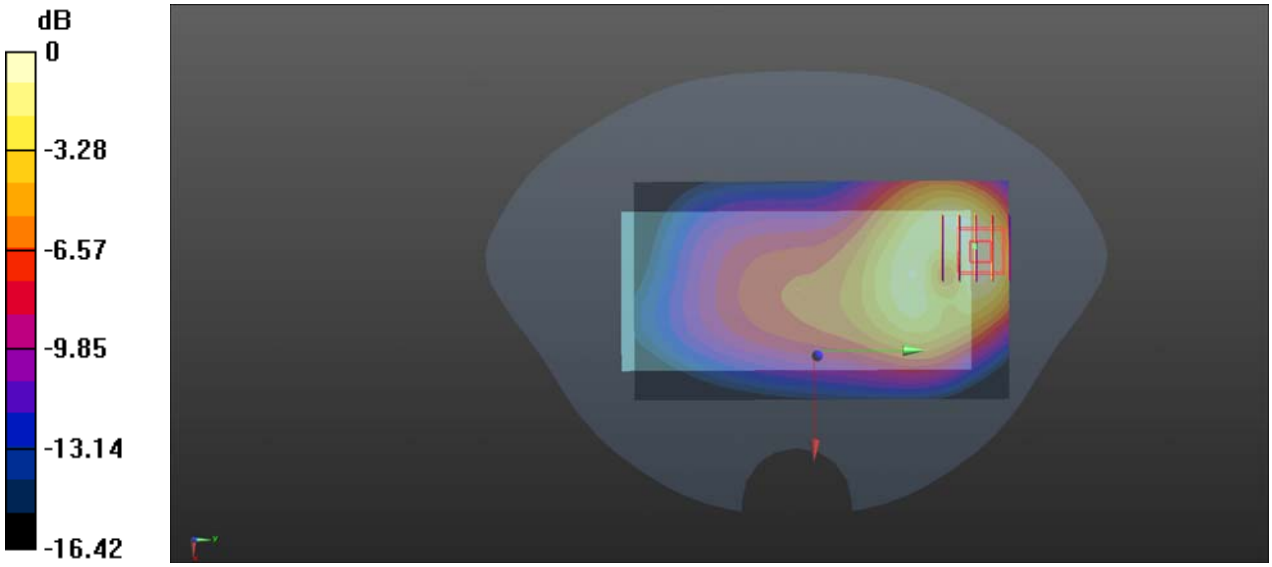

0 dB = 0.256 W/kg

CDMA2000 BC0_RC3 SO32 (F+SCH)_Front Side_10mm _Ch1013

Communication System: UID 0, CDMA 2000 (0); Frequency: 824.7 MHz;Duty Cycle: 1:1
Medium: HSL_900 Medium parameters used: f = 825 MHz; σ = 0.925 S/m; ε_r = 42.888; ρ = 1000 kg/m^3
Ambient Temperature：23.2 ℃; Liquid Temperature：22.1 ℃

DASY5 Configuration:
- Probe: EX3DV4 - SN7608; ConvF(9.81, 9.81, 9.81) @ 824.7 MHz; Calibrated: 2022.01.12
- Sensor-Surface: 2mm (Mechanical Surface Detection)
- Electronics: DAE4 Sn480; Calibrated: 2021.06.22
- Phantom: SAM 2; Type: QD000P40CC; Serial: TP:1464
- Measurement SW: DASY52, Version 52.10 (4); SEMCAD X Version 14.6.14 (7483)

Ch1013/Area Scan (71x121x1): Interpolated grid: dx=1.500 mm, dy=1.500 mm
Maximum value of SAR (interpolated) = 0.292 W/kg

Ch1013/Zoom Scan (5x5x7)/Cube 0: Measurement grid: dx=8mm, dy=8mm, dz=5mm
Reference Value = 6.729 V/m; Power Drift = 0.08 dB
Peak SAR (extrapolated) = 0.394 W/kg
SAR(1 g) = 0.231 W/kg; SAR(10 g) = 0.135 W/kg
Smallest distance from peaks to all points 3 dB below = 11.6 mm
Ratio of SAR at M2 to SAR at M1 = 61.7%
Maximum value of SAR (measured) = 0.309 W/kg

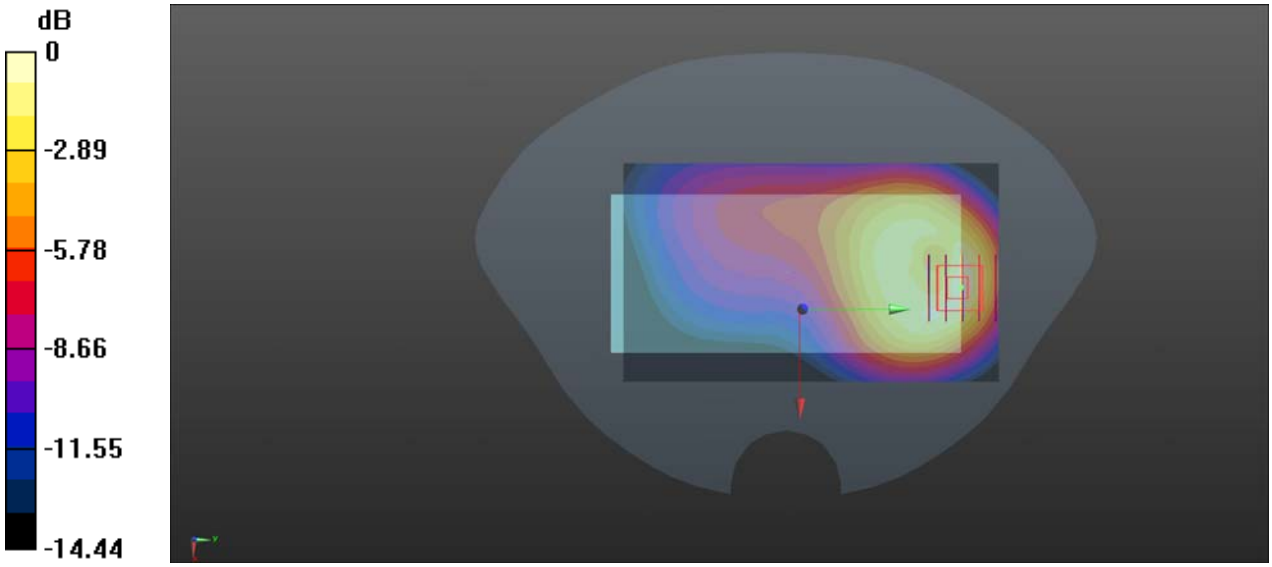

0 dB = 0.309 W/kg

CDMA2000 BC1_RC3 SO32 (F+SCH)_Front Side_10mm _Ch1175

Communication System: UID 0, CDMA 2000 (0); Frequency: 1908.75 MHz;Duty Cycle: 1:1
Medium: HSL_2000 Medium parameters used: f = 1909 MHz; σ = 1.379 S/m; ε_r = 39.98; ρ = 1000 kg/m^3
Ambient Temperature：23.2 ℃; Liquid Temperature：22.2 ℃

DASY5 Configuration:
- Probe: EX3DV4 - SN7608; ConvF(7.99, 7.99, 7.99) @ 1908.75 MHz; Calibrated: 2022.01.12
- Sensor-Surface: 2mm (Mechanical Surface Detection)
- Electronics: DAE4 Sn480; Calibrated: 2021.06.22
- Phantom: SAM 2; Type: QD000P40CC; Serial: TP:1464
- Measurement SW: DASY52, Version 52.10 (4); SEMCAD X Version 14.6.14 (7483)

Ch1175/Area Scan (71x81x1): Interpolated grid: dx=1.500 mm, dy=1.500 mm
Maximum value of SAR (interpolated) = 0.980 W/kg

Ch1175/Zoom Scan (5x5x7)/Cube 0: Measurement grid: dx=8mm, dy=8mm, dz=5mm
Reference Value = 8.444 V/m; Power Drift = 0.07 dB
Peak SAR (extrapolated) = 1.18 W/kg
SAR(1 g) = 0.675 W/kg; SAR(10 g) = 0.366 W/kg
Smallest distance from peaks to all points 3 dB below = 12.2 mm
Ratio of SAR at M2 to SAR at M1 = 58.1%
Maximum value of SAR (measured) = 0.950 W/kg

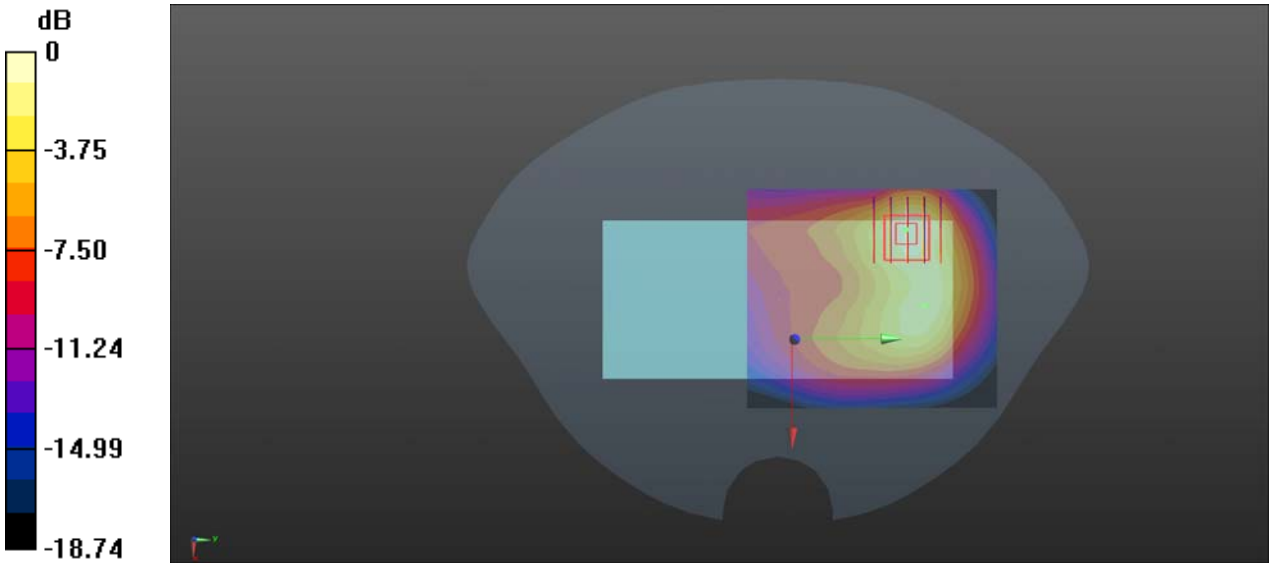

0 dB = 0.950 W/kg

LTE Band 2_20MHz_QPSK_1RB_0Offset_Back Side_10mm_Ch18900

Communication System: UID 0, LTE (0); Frequency: 1880 MHz;Duty Cycle: 1:1
Medium: HSL_2000 Medium parameters used: f = 1880 MHz; σ = 1.366 S/m; ε_r = 40.167; ρ = 1000 kg/m^3
Ambient Temperature：23.2 ℃; Liquid Temperature：22.2 ℃

DASY5 Configuration:
- Probe: EX3DV4 - SN7608; ConvF(7.99, 7.99, 7.99) @ 1880 MHz; Calibrated: 2022.01.12
- Sensor-Surface: 2mm (Mechanical Surface Detection)
- Electronics: DAE4 Sn480; Calibrated: 2021.06.22
- Phantom: SAM 2; Type: QD000P40CC; Serial: TP:1464
- Measurement SW: DASY52, Version 52.10 (4); SEMCAD X Version 14.6.14 (7483)

Ch18900/Area Scan (71x131x1): Interpolated grid: dx=1.500 mm, dy=1.500 mm
Maximum value of SAR (interpolated) = 0.538 W/kg

Ch18900/Zoom Scan (5x5x7)/Cube 0: Measurement grid: dx=8mm, dy=8mm, dz=5mm
Reference Value = 7.559 V/m; Power Drift = 0.12 dB
Peak SAR (extrapolated) = 0.713 W/kg
SAR(1 g) = 0.390 W/kg; SAR(10 g) = 0.211 W/kg
Smallest distance from peaks to all points 3 dB below = 12.2 mm
Ratio of SAR at M2 to SAR at M1 = 56.8%
Maximum value of SAR (measured) = 0.530 W/kg

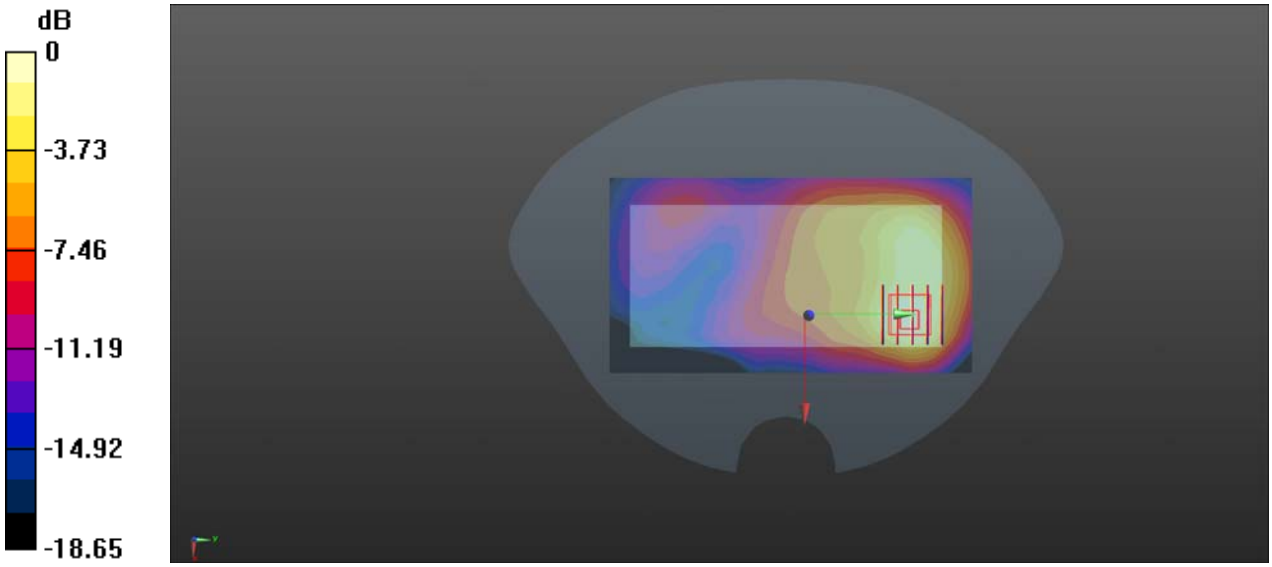

0 dB = 0.530 W/kg

LTE Band 2_20MHz_QPSK_1RB_0Offset_Top Side_10mm_Ch18900

Communication System: UID 0, LTE (0); Frequency: 1880 MHz;Duty Cycle: 1:1
Medium: HSL_2000 Medium parameters used: f = 1880 MHz; σ = 1.366 S/m; ε_r = 40.167; ρ = 1000 kg/m^3
Ambient Temperature：23.2 ℃; Liquid Temperature：22.2 ℃

DASY5 Configuration:
- Probe: EX3DV4 - SN7608; ConvF(7.99, 7.99, 7.99) @ 1880 MHz; Calibrated: 2022.01.12
- Sensor-Surface: 2mm (Mechanical Surface Detection)
- Electronics: DAE4 Sn480; Calibrated: 2021.06.22
- Phantom: SAM 2; Type: QD000P40CC; Serial: TP:1464
- Measurement SW: DASY52, Version 52.10 (4); SEMCAD X Version 14.6.14 (7483)

Ch18900/Area Scan (41x81x1): Interpolated grid: dx=1.500 mm, dy=1.500 mm
Maximum value of SAR (interpolated) = 1.03 W/kg

Ch18900/Zoom Scan (5x5x7)/Cube 0: Measurement grid: dx=8mm, dy=8mm, dz=5mm
Reference Value = 19.80 V/m; Power Drift = -0.18 dB
Peak SAR (extrapolated) = 1.26 W/kg
SAR(1 g) = 0.755 W/kg; SAR(10 g) = 0.416 W/kg
Smallest distance from peaks to all points 3 dB below = 11.6 mm
Ratio of SAR at M2 to SAR at M1 = 60.3%
Maximum value of SAR (measured) = 1.04 W/kg

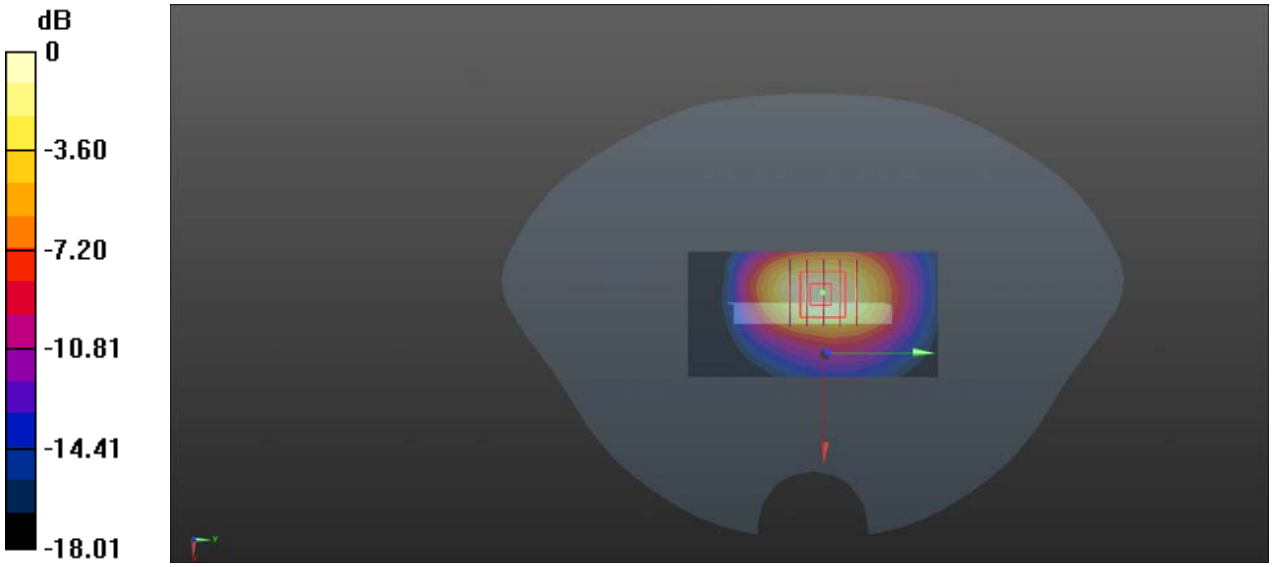

0 dB = 1.04 W/kg

LTE Band 5_10MHz_QPSK_1RB_0Offset_Back Side_10mm_Ch20525

Communication System: UID 0, LTE (0); Frequency: 836.5 MHz;Duty Cycle: 1:1
Medium: HSL_900 Medium parameters used: f = 836.5 MHz; σ = 0.943 S/m; ε_r = 42.967; ρ = 1000 kg/m^3
Ambient Temperature：23.2 ℃; Liquid Temperature：22.1 ℃

DASY5 Configuration:
- Probe: EX3DV4 - SN7608; ConvF(9.81, 9.81, 9.81) @ 836.5 MHz; Calibrated: 2022.01.12
- Sensor-Surface: 2mm (Mechanical Surface Detection)
- Electronics: DAE4 Sn480; Calibrated: 2021.06.22
- Phantom: SAM 2; Type: QD000P40CC; Serial: TP:1464
- Measurement SW: DASY52, Version 52.10 (4); SEMCAD X Version 14.6.14 (7483)

Ch20525/Area Scan (71x121x1): Interpolated grid: dx=1.500 mm, dy=1.500 mm
Maximum value of SAR (interpolated) = 0.248 W/kg

Ch20525/Zoom Scan (5x5x7)/Cube 0: Measurement grid: dx=8mm, dy=8mm, dz=5mm
Reference Value = 7.336 V/m; Power Drift = -0.07 dB
Peak SAR (extrapolated) = 0.284 W/kg
SAR(1 g) = 0.161 W/kg; SAR(10 g) = 0.092 W/kg
Smallest distance from peaks to all points 3 dB below = 12.2 mm
Ratio of SAR at M2 to SAR at M1 = 56.5%
Maximum value of SAR (measured) = 0.216 W/kg

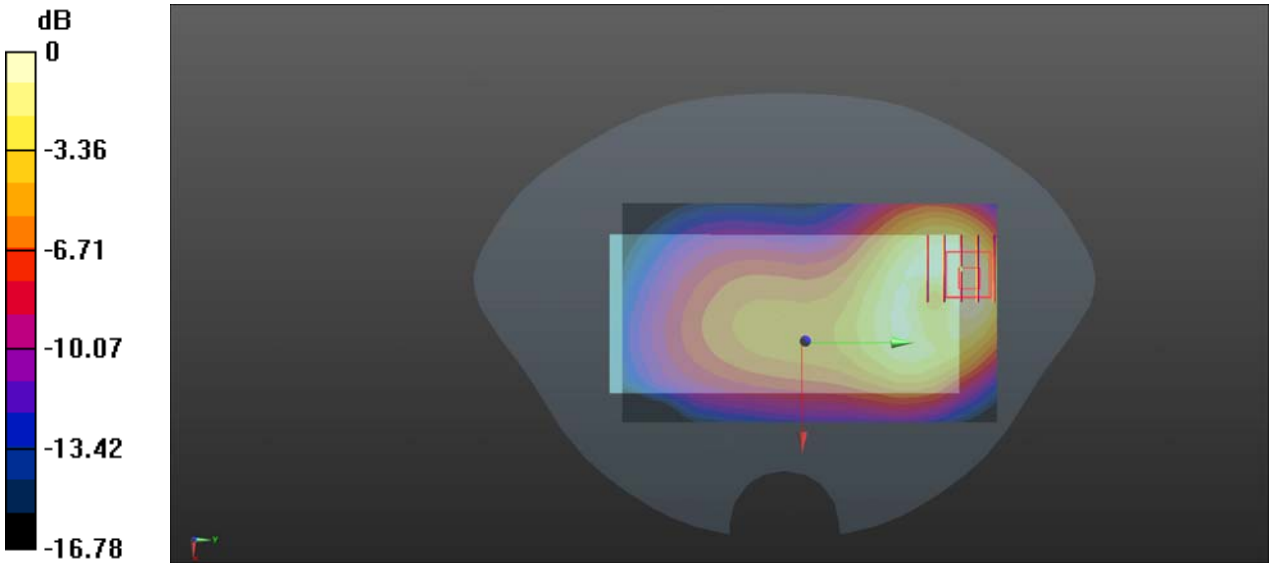

0 dB = 0.216 W/kg

LTE Band 7_20MHz_QPSK_1RB_0Offset_Back Side_10mm_Ch21100

Communication System: UID 0, LTE (0); Frequency: 2535 MHz;Duty Cycle: 1:1
Medium: HSL_2600 Medium parameters used: f = 2535 MHz; σ = 1.911 S/m; ε_r = 38.489; ρ = 1000 kg/m^3
Ambient Temperature：23.2 ℃; Liquid Temperature：22.3 ℃

DASY5 Configuration:
- Probe: EX3DV4 - SN7608; ConvF(7.42, 7.42, 7.42) @ 2535 MHz; Calibrated: 2022.01.12
- Sensor-Surface: 2mm (Mechanical Surface Detection)
- Electronics: DAE4 Sn480; Calibrated: 2021.06.22
- Phantom: SAM 2; Type: QD000P40CC; Serial: TP:1464
- Measurement SW: DASY52, Version 52.10 (4); SEMCAD X Version 14.6.14 (7483)

Ch21100/Area Scan (81x101x1): Interpolated grid: dx=1.200 mm, dy=1.200 mm
Maximum value of SAR (interpolated) = 0.795 W/kg

Ch21100/Zoom Scan (7x7x7)/Cube 0: Measurement grid: dx=5mm, dy=5mm, dz=5mm
Reference Value = 3.384 V/m; Power Drift = 0.14 dB
Peak SAR (extrapolated) = 1.04 W/kg
SAR(1 g) = 0.512 W/kg; SAR(10 g) = 0.256 W/kg
Smallest distance from peaks to all points 3 dB below = 12.2 mm
Ratio of SAR at M2 to SAR at M1 = 48.8%
Maximum value of SAR (measured) = 0.757 W/kg

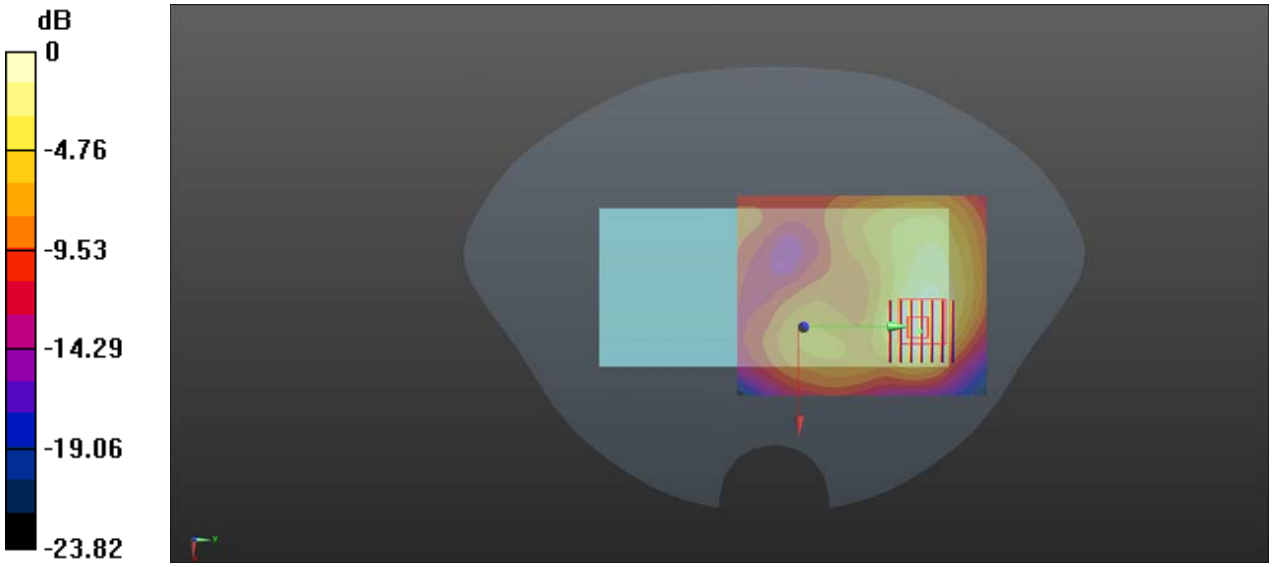

0 dB = 0.757 W/kg

LTE Band 7_20MHz_QPSK_1RB_0Offset_Top Side_10mm_Ch21100

Communication System: UID 0, LTE (0); Frequency: 2535 MHz;Duty Cycle: 1:1
Medium: HSL_2600 Medium parameters used: f = 2535 MHz; σ = 1.911 S/m; ε_r = 38.489; ρ = 1000 kg/m^3
Ambient Temperature：23.2 ℃; Liquid Temperature：22.3 ℃

DASY5 Configuration:
- Probe: EX3DV4 - SN7608; ConvF(7.42, 7.42, 7.42) @ 2535 MHz; Calibrated: 2022.01.12
- Sensor-Surface: 2mm (Mechanical Surface Detection)
- Electronics: DAE4 Sn480; Calibrated: 2021.06.22
- Phantom: SAM 2; Type: QD000P40CC; Serial: TP:1464
- Measurement SW: DASY52, Version 52.10 (4); SEMCAD X Version 14.6.14 (7483)

Ch21100/Area Scan (51x91x1): Interpolated grid: dx=1.200 mm, dy=1.200 mm
Maximum value of SAR (interpolated) = 0.923 W/kg

Ch21100/Zoom Scan (7x7x7)/Cube 0: Measurement grid: dx=5mm, dy=5mm, dz=5mm
Reference Value = 17.38 V/m; Power Drift = -0.01 dB
Peak SAR (extrapolated) = 1.24 W/kg
SAR(1 g) = 0.640 W/kg; SAR(10 g) = 0.327 W/kg
Smallest distance from peaks to all points 3 dB below = 12 mm
Ratio of SAR at M2 to SAR at M1 = 52.2%
Maximum value of SAR (measured) = 0.927 W/kg

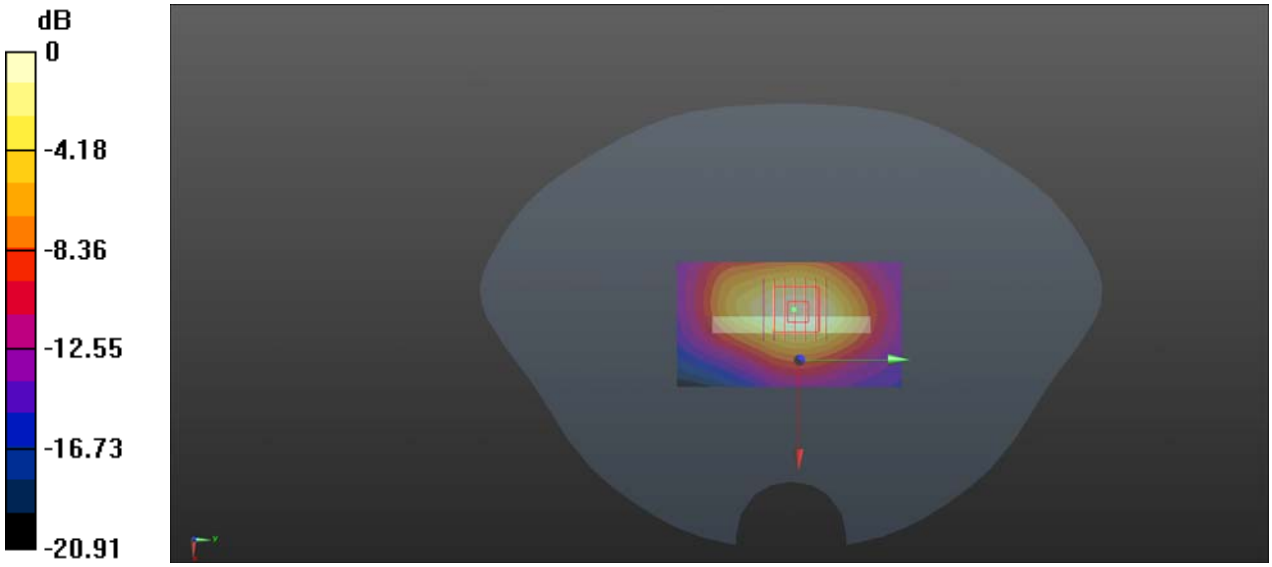

0 dB = 0.927 W/kg

LTE Band 12_10MHz_QPSK_1RB_0Offset_Back Side_10mm_Ch23095

Communication System: UID 0, LTE (0); Frequency: 707.5 MHz;Duty Cycle: 1:1
Medium: HSL_900 Medium parameters used: f = 707.5 MHz; σ = 0.848 S/m; ε_r = 44.777; ρ = 1000 kg/m^3
Ambient Temperature：23.2 ℃; Liquid Temperature：22.1 ℃

DASY5 Configuration:
- Probe: EX3DV4 - SN7608; ConvF(10.2, 10.2, 10.2) @ 707.5 MHz; Calibrated: 2022.01.12
- Sensor-Surface: 2mm (Mechanical Surface Detection)
- Electronics: DAE4 Sn480; Calibrated: 2021.06.22
- Phantom: SAM 2; Type: QD000P40CC; Serial: TP:1464
- Measurement SW: DASY52, Version 52.10 (4); SEMCAD X Version 14.6.14 (7483)

Ch23095/Area Scan (71x121x1): Interpolated grid: dx=1.500 mm, dy=1.500 mm
Maximum value of SAR (interpolated) = 0.218 W/kg

Ch23095/Zoom Scan (5x5x7)/Cube 0: Measurement grid: dx=8mm, dy=8mm, dz=5mm
Reference Value = 8.389 V/m; Power Drift = -0.19 dB
Peak SAR (extrapolated) = 0.268 W/kg
SAR(1 g) = 0.151 W/kg; SAR(10 g) = 0.086 W/kg
Smallest distance from peaks to all points 3 dB below = 11.6 mm
Ratio of SAR at M2 to SAR at M1 = 57.6%
Maximum value of SAR (measured) = 0.210 W/kg

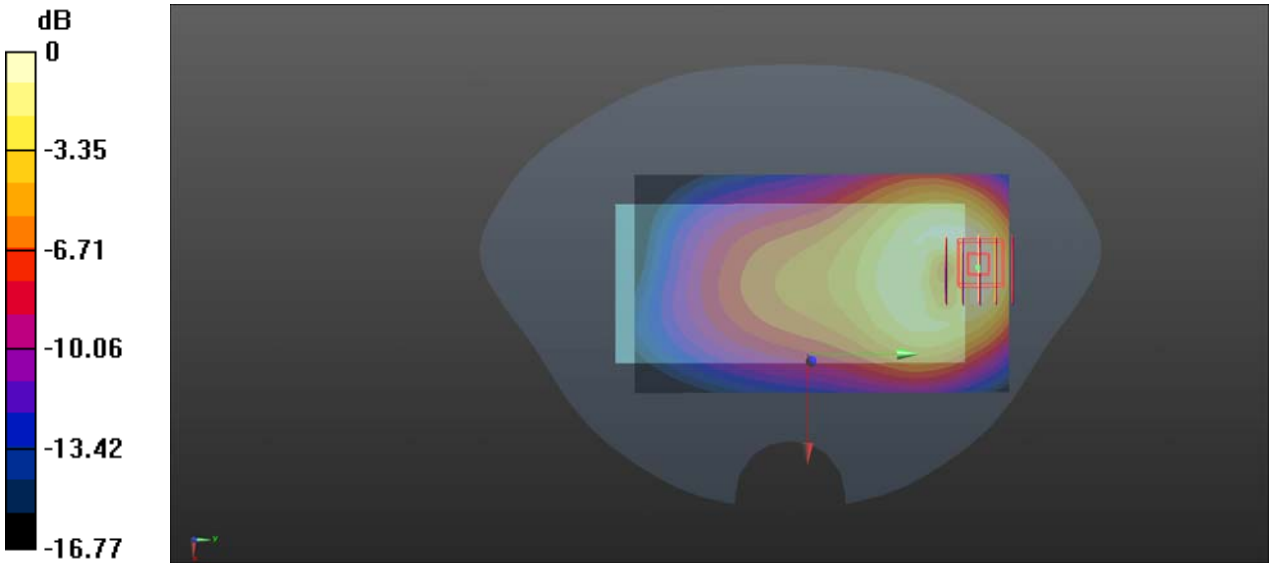

0 dB = 0.210 W/kg

LTE Band 12_10MHz_QPSK_1RB_0Offset_Top Side_10mm_Ch23095

Communication System: UID 0, LTE (0); Frequency: 707.5 MHz;Duty Cycle: 1:1
Medium: HSL_750 Medium parameters used: f = 707.5 MHz; σ = 0.919 S/m; ε_r = 42.233; ρ = 1000 kg/m^3
Ambient Temperature：23.2 ℃; Liquid Temperature：22.1 ℃

DASY5 Configuration:
- Probe: EX3DV4 - SN7608; ConvF(10.2, 10.2, 10.2) @ 707.5 MHz; Calibrated: 2022.01.12
- Sensor-Surface: 2mm (Mechanical Surface Detection)
- Electronics: DAE4 Sn480; Calibrated: 2021.06.22
- Phantom: SAM 2; Type: QD000P40CC; Serial: TP:1464
- Measurement SW: DASY52, Version 52.10 (4); SEMCAD X Version 14.6.14 (7483)

Ch23095/Area Scan (41x81x1): Interpolated grid: dx=1.500 mm, dy=1.500 mm
Maximum value of SAR (interpolated) = 0.297 W/kg

Ch23095/Zoom Scan (5x5x7)/Cube 0: Measurement grid: dx=8mm, dy=8mm, dz=5mm
Reference Value = 12.65 V/m; Power Drift = -0.18 dB
Peak SAR (extrapolated) = 0.398 W/kg
SAR(1 g) = 0.193 W/kg; SAR(10 g) = 0.092 W/kg
Smallest distance from peaks to all points 3 dB below = 8 mm
Ratio of SAR at M2 to SAR at M1 = 50.9%
Maximum value of SAR (measured) = 0.286 W/kg

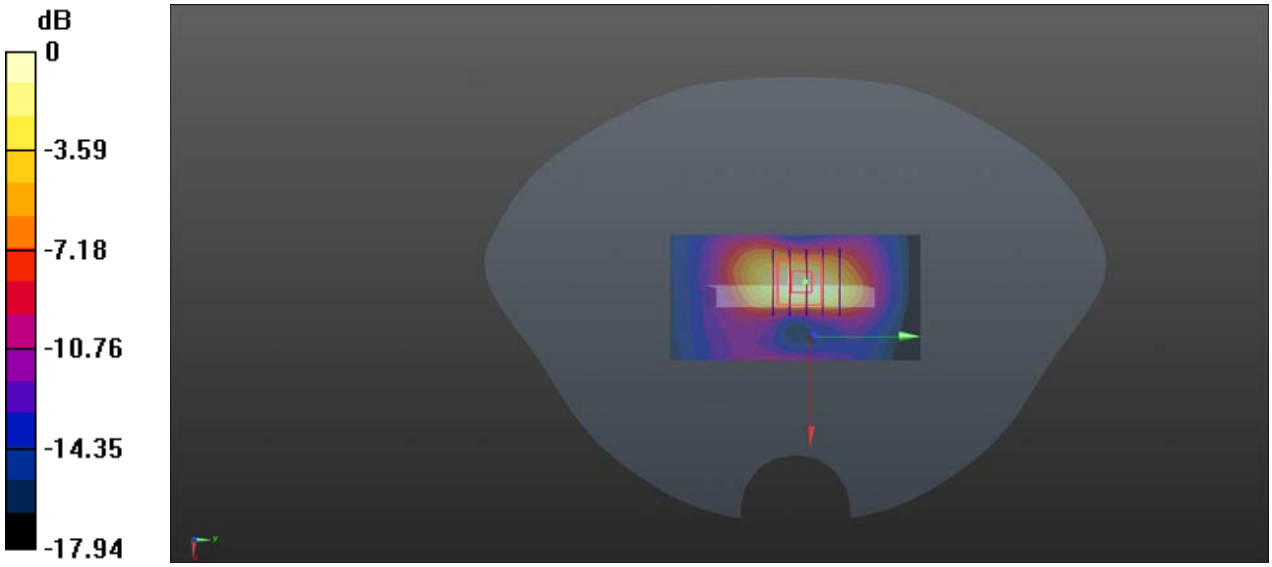

0 dB = 0.286 W/kg

LTE Band 18_15MHz_QPSK_1RB_0Offset_Back Side_10mm_Ch23925

Communication System: UID 0, LTE (0); Frequency: 822.5 MHz;Duty Cycle: 1:1
Medium: HSL_900 Medium parameters used: f = 822.5 MHz; σ = 0.922 S/m; ε_r = 42.691; ρ = 1000 kg/m^3
Ambient Temperature：23.2 ℃; Liquid Temperature：22.1 ℃

DASY5 Configuration:
- Probe: EX3DV4 - SN7608; ConvF(9.81, 9.81, 9.81) @ 822.5 MHz; Calibrated: 2022.01.12
- Sensor-Surface: 2mm (Mechanical Surface Detection)
- Electronics: DAE4 Sn480; Calibrated: 2021.06.22
- Phantom: SAM 2; Type: QD000P40CC; Serial: TP:1464
- Measurement SW: DASY52, Version 52.10 (4); SEMCAD X Version 14.6.14 (7483)

Ch23925/Area Scan (71x121x1): Interpolated grid: dx=1.500 mm, dy=1.500 mm
Maximum value of SAR (interpolated) = 0.156 W/kg

Ch23925/Zoom Scan (5x5x7)/Cube 0: Measurement grid: dx=8mm, dy=8mm, dz=5mm
Reference Value = 7.021 V/m; Power Drift = -0.07 dB
Peak SAR (extrapolated) = 0.199 W/kg
SAR(1 g) = 0.114 W/kg; SAR(10 g) = 0.066 W/kg
Smallest distance from peaks to all points 3 dB below = 12.2 mm
Ratio of SAR at M2 to SAR at M1 = 58.7%
Maximum value of SAR (measured) = 0.156 W/kg

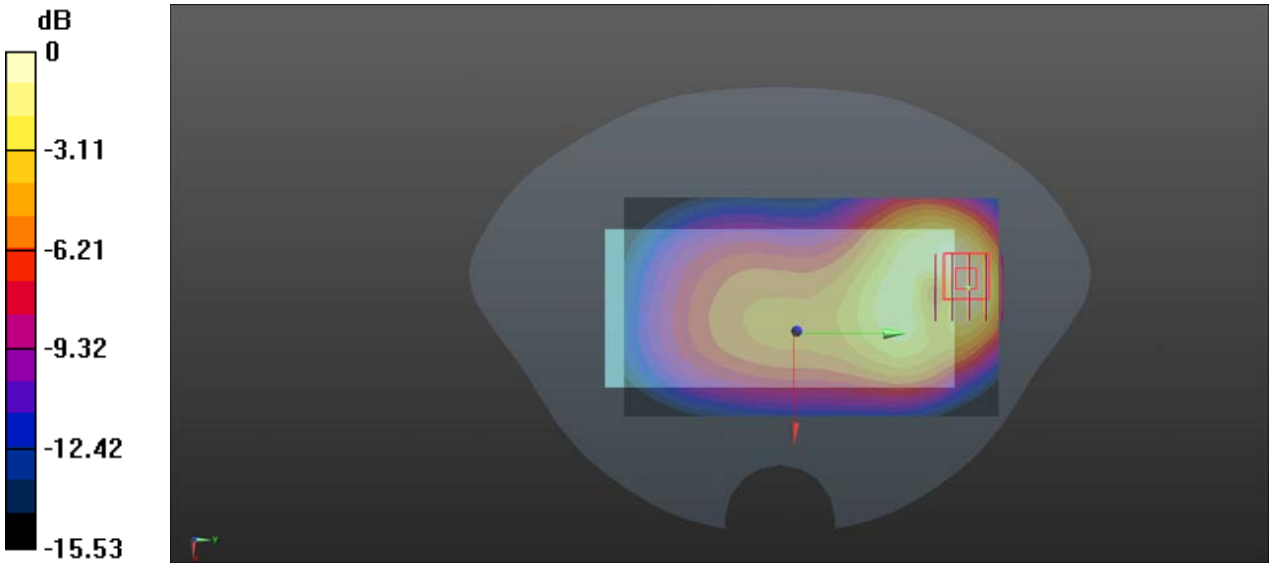

0 dB = 0.156 W/kg

LTE Band 18_15MHz_QPSK_1RB_0Offset_Top Side_10mm_Ch23925

Communication System: UID 0, LTE (0); Frequency: 822.5 MHz;Duty Cycle: 1:1
Medium: HSL_900 Medium parameters used: f = 822.5 MHz; σ = 0.922 S/m; ε_r = 42.691; ρ = 1000 kg/m^3
Ambient Temperature：23.2 ℃; Liquid Temperature：22.1 ℃

DASY5 Configuration:
- Probe: EX3DV4 - SN7608; ConvF(9.81, 9.81, 9.81) @ 822.5 MHz; Calibrated: 2022.01.12
- Sensor-Surface: 2mm (Mechanical Surface Detection)
- Electronics: DAE4 Sn480; Calibrated: 2021.06.22
- Phantom: SAM 2; Type: QD000P40CC; Serial: TP:1464
- Measurement SW: DASY52, Version 52.10 (4); SEMCAD X Version 14.6.14 (7483)

Ch23925/Area Scan (41x81x1): Interpolated grid: dx=1.500 mm, dy=1.500 mm
Maximum value of SAR (interpolated) = 0.152 W/kg

Ch23925/Zoom Scan (5x5x7)/Cube 0: Measurement grid: dx=8mm, dy=8mm, dz=5mm
Reference Value = 9.537 V/m; Power Drift = -0.11 dB
Peak SAR (extrapolated) = 0.237 W/kg
SAR(1 g) = 0.119 W/kg; SAR(10 g) = 0.057 W/kg
Smallest distance from peaks to all points 3 dB below = 8 mm
Ratio of SAR at M2 to SAR at M1 = 52.2%
Maximum value of SAR (measured) = 0.177 W/kg

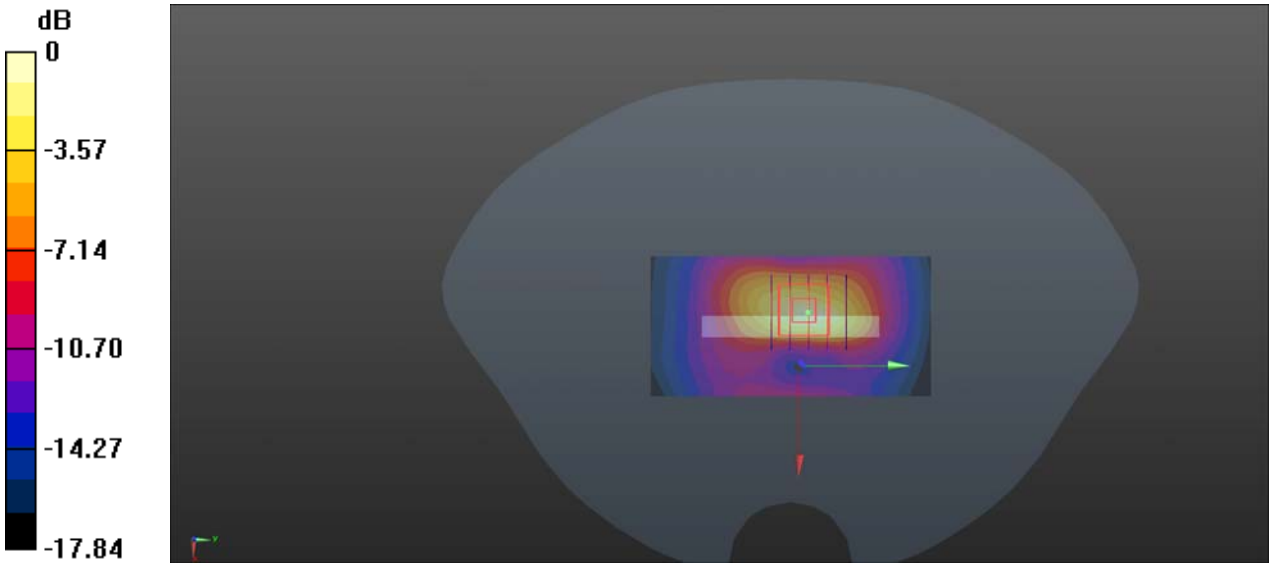

0 dB = 0.177 W/kg

LTE Band 19_15MHz_QPSK_1RB_0Offset_Back Side_10mm_Ch24075

Communication System: UID 0, LTE (0); Frequency: 837.5 MHz;Duty Cycle: 1:1
Medium: HSL_900 Medium parameters used: f = 837.5 MHz; σ = 0.946 S/m; ε_r = 42.861; ρ = 1000 kg/m^3
Ambient Temperature：23.2 ℃; Liquid Temperature：22.1 ℃

DASY5 Configuration:
- Probe: EX3DV4 - SN7608; ConvF(9.81, 9.81, 9.81) @ 837.5 MHz; Calibrated: 2022.01.12
- Sensor-Surface: 2mm (Mechanical Surface Detection)
- Electronics: DAE4 Sn480; Calibrated: 2021.06.22
- Phantom: SAM 2; Type: QD000P40CC; Serial: TP:1464
- Measurement SW: DASY52, Version 52.10 (4); SEMCAD X Version 14.6.14 (7483)

Ch24075/Area Scan (71x121x1): Interpolated grid: dx=1.500 mm, dy=1.500 mm
Maximum value of SAR (interpolated) = 0.190 W/kg

Ch24075/Zoom Scan (5x5x7)/Cube 0: Measurement grid: dx=8mm, dy=8mm, dz=5mm
Reference Value = 7.018 V/m; Power Drift = -0.01 dB
Peak SAR (extrapolated) = 0.242 W/kg
SAR(1 g) = 0.140 W/kg; SAR(10 g) = 0.081 W/kg
Smallest distance from peaks to all points 3 dB below = 12.2 mm
Ratio of SAR at M2 to SAR at M1 = 59.3%
Maximum value of SAR (measured) = 0.188 W/kg

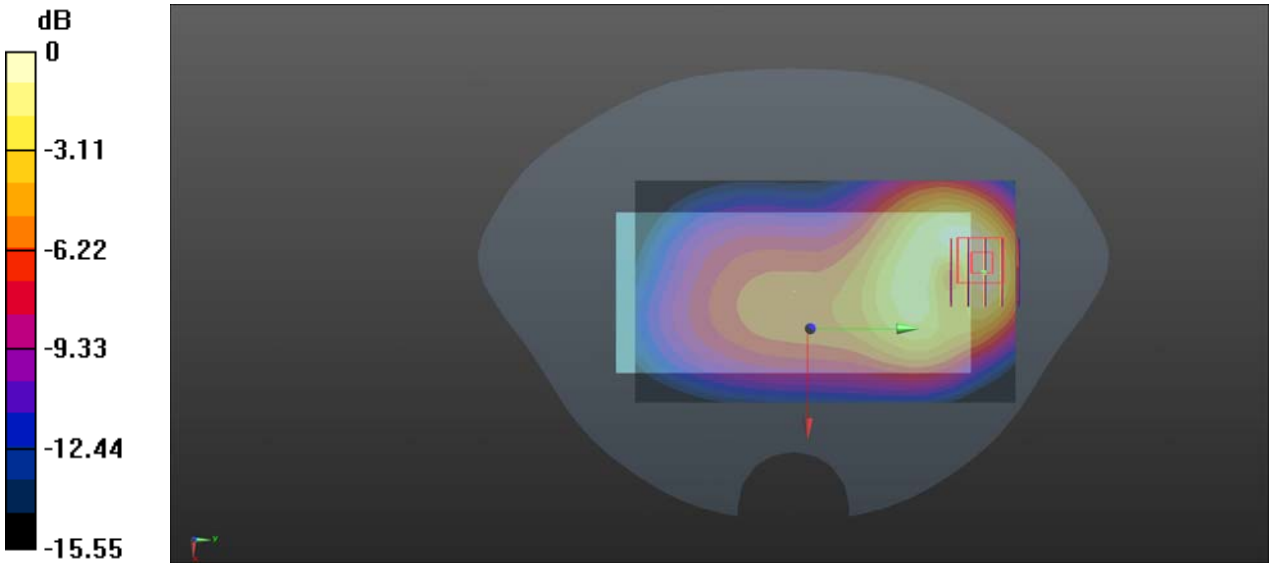

0 dB = 0.188 W/kg

LTE Band 19_15MHz_QPSK_1RB_0Offset_Top Side_10mm_Ch24075

Communication System: UID 0, LTE (0); Frequency: 837.5 MHz;Duty Cycle: 1:1
Medium: HSL_900 Medium parameters used: f = 837.5 MHz; σ = 0.946 S/m; ε_r = 42.861; ρ = 1000 kg/m^3
Ambient Temperature：23.2 ℃; Liquid Temperature：22.1 ℃

DASY5 Configuration:
- Probe: EX3DV4 - SN7608; ConvF(9.81, 9.81, 9.81) @ 837.5 MHz; Calibrated: 2022.01.12
- Sensor-Surface: 2mm (Mechanical Surface Detection)
- Electronics: DAE4 Sn480; Calibrated: 2021.06.22
- Phantom: SAM 2; Type: QD000P40CC; Serial: TP:1464
- Measurement SW: DASY52, Version 52.10 (4); SEMCAD X Version 14.6.14 (7483)

Ch24075/Area Scan (41x81x1): Interpolated grid: dx=1.500 mm, dy=1.500 mm
Maximum value of SAR (interpolated) = 0.172 W/kg

Ch24075/Zoom Scan (5x5x7)/Cube 0: Measurement grid: dx=8mm, dy=8mm, dz=5mm
Reference Value = 10.17 V/m; Power Drift = -0.10 dB
Peak SAR (extrapolated) = 0.277 W/kg
SAR(1 g) = 0.140 W/kg; SAR(10 g) = 0.068 W/kg
Smallest distance from peaks to all points 3 dB below = 8 mm
Ratio of SAR at M2 to SAR at M1 = 52.5%
Maximum value of SAR (measured) = 0.205 W/kg

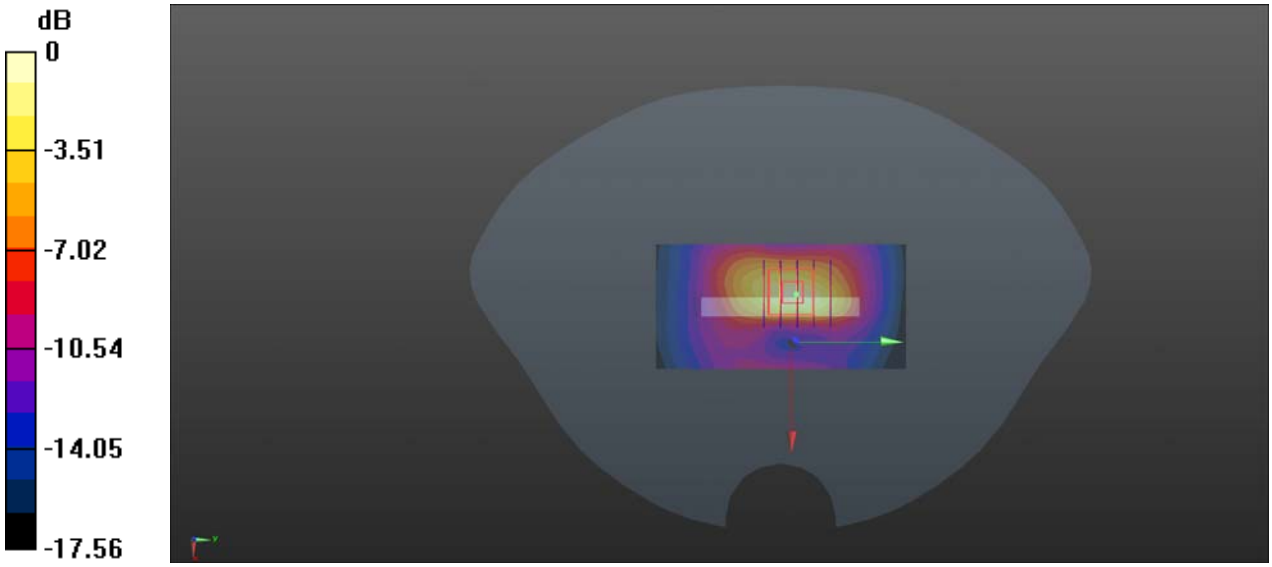

0 dB = 0.205 W/kg

LTE Band 26_15MHz_QPSK_1RB_0Offset_Back Side_10mm_Ch26865

Communication System: UID 0, LTE (0); Frequency: 831.5 MHz;Duty Cycle: 1:1
Medium: HSL_900 Medium parameters used: f = 831.5 MHz; σ = 0.936 S/m; ε_r = 42.882; ρ = 1000 kg/m^3
Ambient Temperature：23.2 ℃; Liquid Temperature：22.1 ℃

DASY5 Configuration:
- Probe: EX3DV4 - SN7608; ConvF(9.81, 9.81, 9.81) @ 831.5 MHz; Calibrated: 2022.01.12
- Sensor-Surface: 2mm (Mechanical Surface Detection)
- Electronics: DAE4 Sn480; Calibrated: 2021.06.22
- Phantom: SAM 2; Type: QD000P40CC; Serial: TP:1464
- Measurement SW: DASY52, Version 52.10 (4); SEMCAD X Version 14.6.14 (7483)

Ch26865/Area Scan (71x121x1): Interpolated grid: dx=1.500 mm, dy=1.500 mm
Maximum value of SAR (interpolated) = 0.162 W/kg

Ch26865/Zoom Scan (5x5x7)/Cube 0: Measurement grid: dx=8mm, dy=8mm, dz=5mm
Reference Value = 6.818 V/m; Power Drift = -0.07 dB
Peak SAR (extrapolated) = 0.209 W/kg
SAR(1 g) = 0.120 W/kg; SAR(10 g) = 0.069 W/kg
Smallest distance from peaks to all points 3 dB below = 12.2 mm
Ratio of SAR at M2 to SAR at M1 = 59%
Maximum value of SAR (measured) = 0.163 W/kg

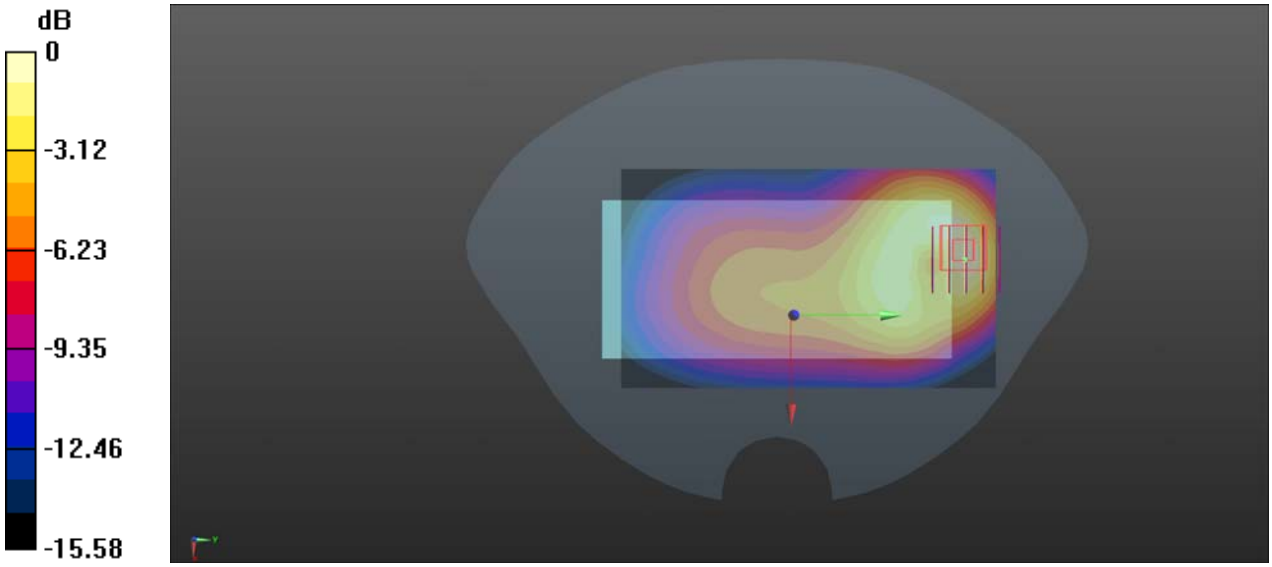

0 dB = 0.163 W/kg

LTE Band 26_15MHz_QPSK_1RB_0Offset_Top Side_10mm_Ch26865

Communication System: UID 0, LTE (0); Frequency: 831.5 MHz;Duty Cycle: 1:1
Medium: HSL_900 Medium parameters used: f = 831.5 MHz; σ = 0.936 S/m; ε_r = 42.882; ρ = 1000 kg/m^3
Ambient Temperature：23.2 ℃; Liquid Temperature：22.1 ℃

DASY5 Configuration:
- Probe: EX3DV4 - SN7608; ConvF(9.81, 9.81, 9.81) @ 831.5 MHz; Calibrated: 2022.01.12
- Sensor-Surface: 2mm (Mechanical Surface Detection)
- Electronics: DAE4 Sn480; Calibrated: 2021.06.22
- Phantom: SAM 2; Type: QD000P40CC; Serial: TP:1464
- Measurement SW: DASY52, Version 52.10 (4); SEMCAD X Version 14.6.14 (7483)

Ch26868/Area Scan (41x81x1): Interpolated grid: dx=1.500 mm, dy=1.500 mm
Maximum value of SAR (interpolated) = 0.161 W/kg

Ch26868/Zoom Scan (5x5x7)/Cube 0: Measurement grid: dx=8mm, dy=8mm, dz=5mm
Reference Value = 9.934 V/m; Power Drift = -0.13 dB
Peak SAR (extrapolated) = 0.260 W/kg
SAR(1 g) = 0.130 W/kg; SAR(10 g) = 0.063 W/kg
Smallest distance from peaks to all points 3 dB below = 8 mm
Ratio of SAR at M2 to SAR at M1 = 52.3%
Maximum value of SAR (measured) = 0.193 W/kg

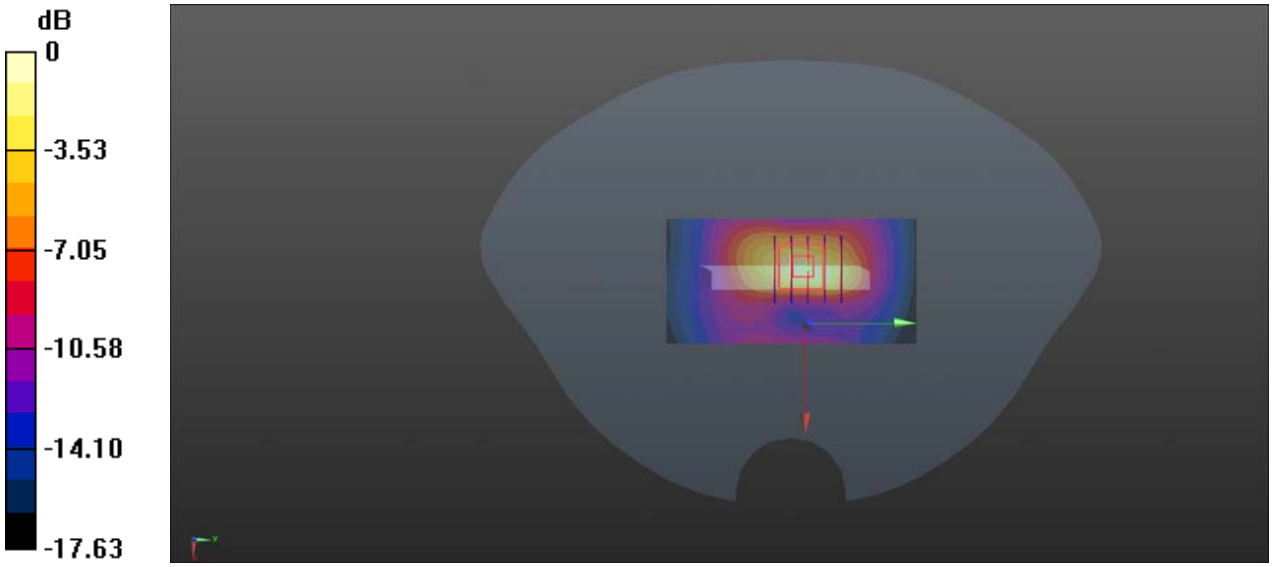

0 dB = 0.193 W/kg

LTE Band 38_20MHz_QPSK_1RB_0Offset_Front Side_10mm_Ch38000

Communication System: UID 0, LTE (0); Frequency: 2595 MHz;Duty Cycle: 1:1.59
Medium: HSL_2600 Medium parameters used: f = 2595 MHz; σ = 1.98 S/m; ε_r = 38.287; ρ = 1000 kg/m^3
Ambient Temperature：23.2 ℃; Liquid Temperature：22.3 ℃

DASY5 Configuration:
- Probe: EX3DV4 - SN7608; ConvF(7.08, 7.08, 7.08) @ 2595 MHz; Calibrated: 2022.01.12
- Sensor-Surface: 2mm (Mechanical Surface Detection)
- Electronics: DAE4 Sn480; Calibrated: 2021.06.22
- Phantom: SAM 2; Type: QD000P40CC; Serial: TP:1464
- Measurement SW: DASY52, Version 52.10 (4); SEMCAD X Version 14.6.14 (7483)

Ch38000/Area Scan (71x81x1): Interpolated grid: dx=1.200 mm, dy=1.200 mm
Maximum value of SAR (interpolated) = 0.299 W/kg

Ch38000/Zoom Scan (7x7x7)/Cube 0: Measurement grid: dx=5mm, dy=5mm, dz=5mm
Reference Value = 0.6880 V/m; Power Drift = 0.19 dB
Peak SAR (extrapolated) = 0.355 W/kg
SAR(1 g) = 0.191 W/kg; SAR(10 g) = 0.096 W/kg
Smallest distance from peaks to all points 3 dB below = 11.3 mm
Ratio of SAR at M2 to SAR at M1 = 54.3%
Maximum value of SAR (measured) = 0.275 W/kg

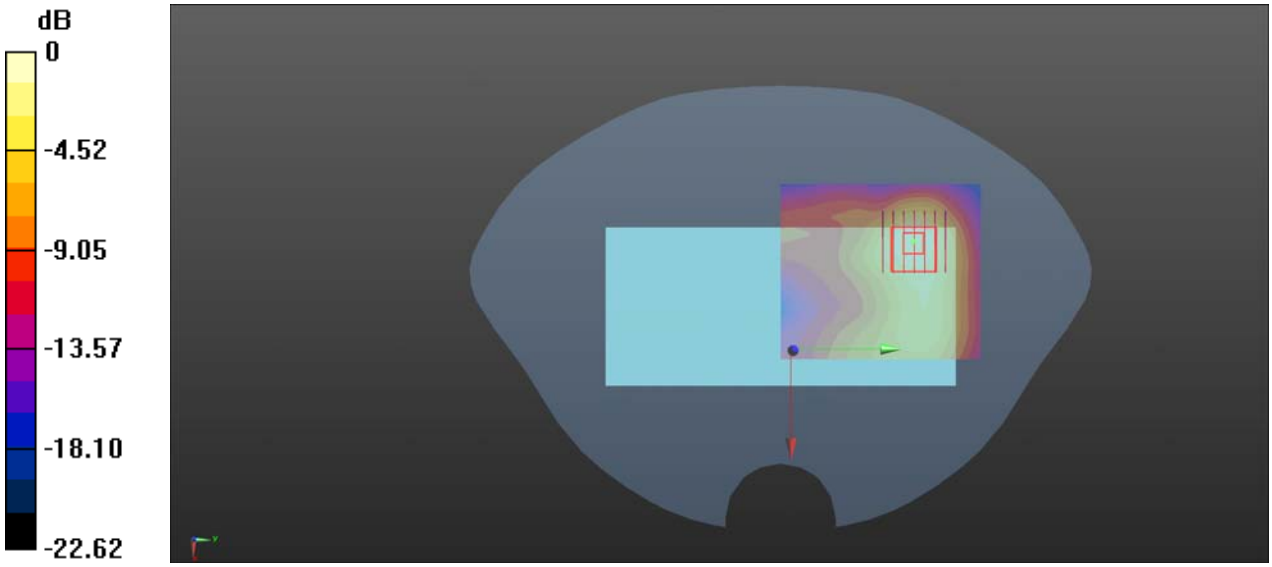

0 dB = 0.275 W/kg

LTE Band 38_20MHz_QPSK_1RB_0Offset_Top Side_10mm_Ch38000

Communication System: UID 0, LTE (0); Frequency: 2595 MHz;Duty Cycle: 1:1.59
Medium: HSL_2600 Medium parameters used: f = 2595 MHz; σ = 1.98 S/m; ε_r = 38.287; ρ = 1000 kg/m^3
Ambient Temperature：23.2 ℃; Liquid Temperature：22.3 ℃

DASY5 Configuration:
- Probe: EX3DV4 - SN7608; ConvF(7.08, 7.08, 7.08) @ 2595 MHz; Calibrated: 2022.01.12
- Sensor-Surface: 2mm (Mechanical Surface Detection)
- Electronics: DAE4 Sn480; Calibrated: 2021.06.22
- Phantom: SAM 2; Type: QD000P40CC; Serial: TP:1464
- Measurement SW: DASY52, Version 52.10 (4); SEMCAD X Version 14.6.14 (7483)

Ch38000/Area Scan (41x91x1): Interpolated grid: dx=1.200 mm, dy=1.200 mm
Maximum value of SAR (interpolated) = 0.410 W/kg

Ch38000/Zoom Scan (7x7x7)/Cube 0: Measurement grid: dx=5mm, dy=5mm, dz=5mm
Reference Value = 8.936 V/m; Power Drift = 0.10 dB
Peak SAR (extrapolated) = 0.532 W/kg
SAR(1 g) = 0.277 W/kg; SAR(10 g) = 0.141 W/kg
Smallest distance from peaks to all points 3 dB below = 12 mm
Ratio of SAR at M2 to SAR at M1 = 51.5%
Maximum value of SAR (measured) = 0.403 W/kg

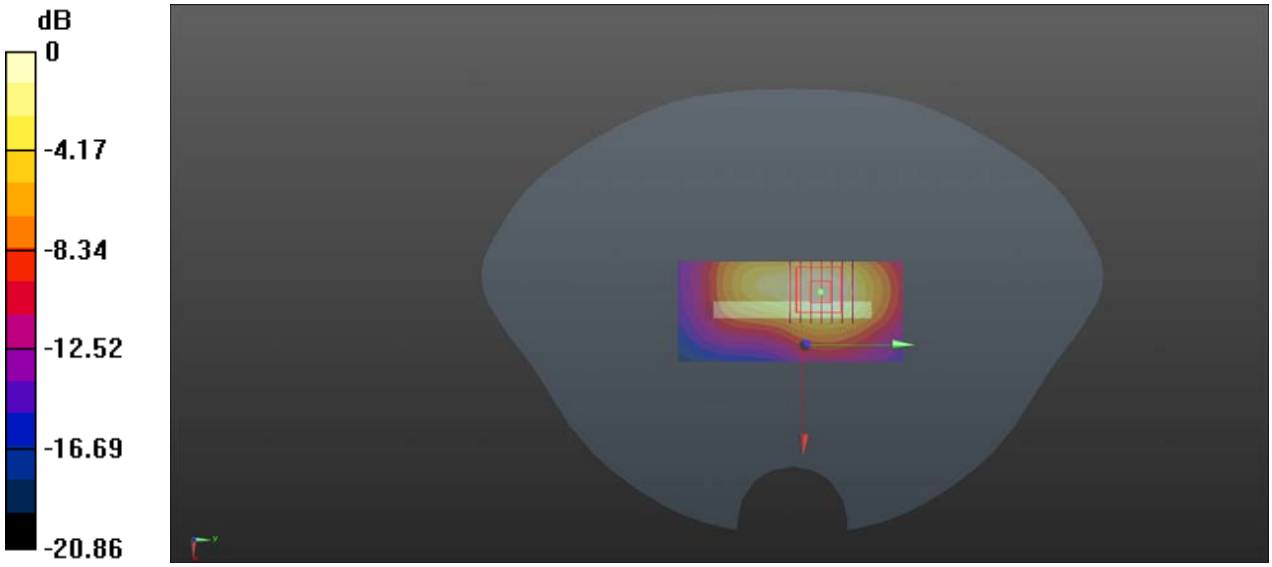

0 dB = 0.403 W/kg

LTE Band 40A_10MHz_QPSK_1RB_0Offset_Front Side_10mm_Ch38750

Communication System: UID 0, LTE (0); Frequency: 2310 MHz;Duty Cycle: 1:1.59
Medium: HSL_2300 Medium parameters used: f = 2310 MHz; σ = 1.66 S/m; ε_r = 39.354; ρ = 1000 kg/m^3
Ambient Temperature：23.2 ℃; Liquid Temperature：22.2 ℃

DASY5 Configuration:
- Probe: EX3DV4 - SN7608; ConvF(7.66, 7.66, 7.66) @ 2310 MHz; Calibrated: 2022.01.12
- Sensor-Surface: 2mm (Mechanical Surface Detection)
- Electronics: DAE4 Sn480; Calibrated: 2021.06.22
- Phantom: SAM 2; Type: QD000P40CC; Serial: TP:1464
- Measurement SW: DASY52, Version 52.10 (4); SEMCAD X Version 14.6.14 (7483)

Ch38750/Area Scan (81x81x1): Interpolated grid: dx=1.200 mm, dy=1.200 mm
Maximum value of SAR (interpolated) = 0.256 W/kg

Ch38750/Zoom Scan (7x7x7)/Cube 0: Measurement grid: dx=5mm, dy=5mm, dz=5mm
Reference Value = 3.090 V/m; Power Drift = 0.14 dB
Peak SAR (extrapolated) = 0.320 W/kg
SAR(1 g) = 0.177 W/kg; SAR(10 g) = 0.090 W/kg
Smallest distance from peaks to all points 3 dB below = 11.7 mm
Ratio of SAR at M2 to SAR at M1 = 56.8%
Maximum value of SAR (measured) = 0.251 W/kg

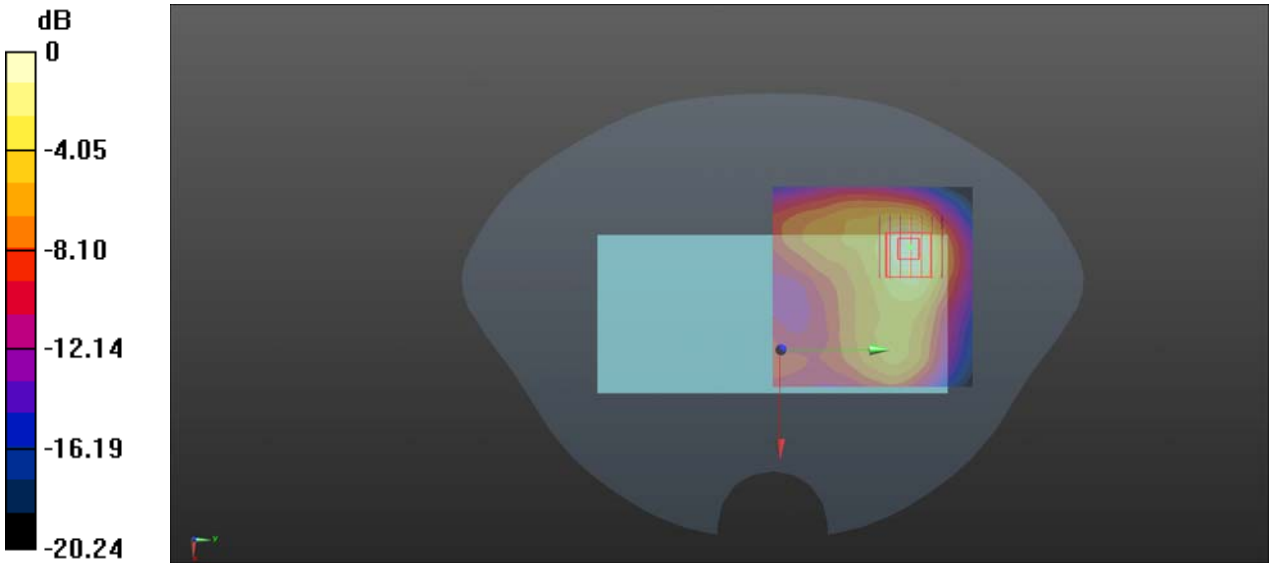

0 dB = 0.251 W/kg

LTE Band 40B_10MHz_QPSK_1RB_0Offset_Front Side_10mm_Ch39200

Communication System: UID 0, LTE (0); Frequency: 2355 MHz;Duty Cycle: 1:1.59
Medium: HSL_2300 Medium parameters used: f = 2355 MHz; σ = 1.709 S/m; ε_r = 39.181; ρ = 1000 kg/m^3
Ambient Temperature：23.2 ℃; Liquid Temperature：22.2 ℃

DASY5 Configuration:
- Probe: EX3DV4 - SN7608; ConvF(7.66, 7.66, 7.66) @ 2355 MHz; Calibrated: 2022.01.12
- Sensor-Surface: 2mm (Mechanical Surface Detection)
- Electronics: DAE4 Sn480; Calibrated: 2021.06.22
- Phantom: SAM 2; Type: QD000P40CC; Serial: TP:1464
- Measurement SW: DASY52, Version 52.10 (4); SEMCAD X Version 14.6.14 (7483)

Ch39200/Area Scan (81x101x1): Interpolated grid: dx=1.200 mm, dy=1.200 mm
Maximum value of SAR (interpolated) = 0.276 W/kg

Ch39200/Zoom Scan (7x7x7)/Cube 0: Measurement grid: dx=5mm, dy=5mm, dz=5mm
Reference Value = 2.884 V/m; Power Drift = 0.15 dB
Peak SAR (extrapolated) = 0.340 W/kg
SAR(1 g) = 0.186 W/kg; SAR(10 g) = 0.095 W/kg
Smallest distance from peaks to all points 3 dB below = 11.4 mm
Ratio of SAR at M2 to SAR at M1 = 54.7%
Maximum value of SAR (measured) = 0.265 W/kg

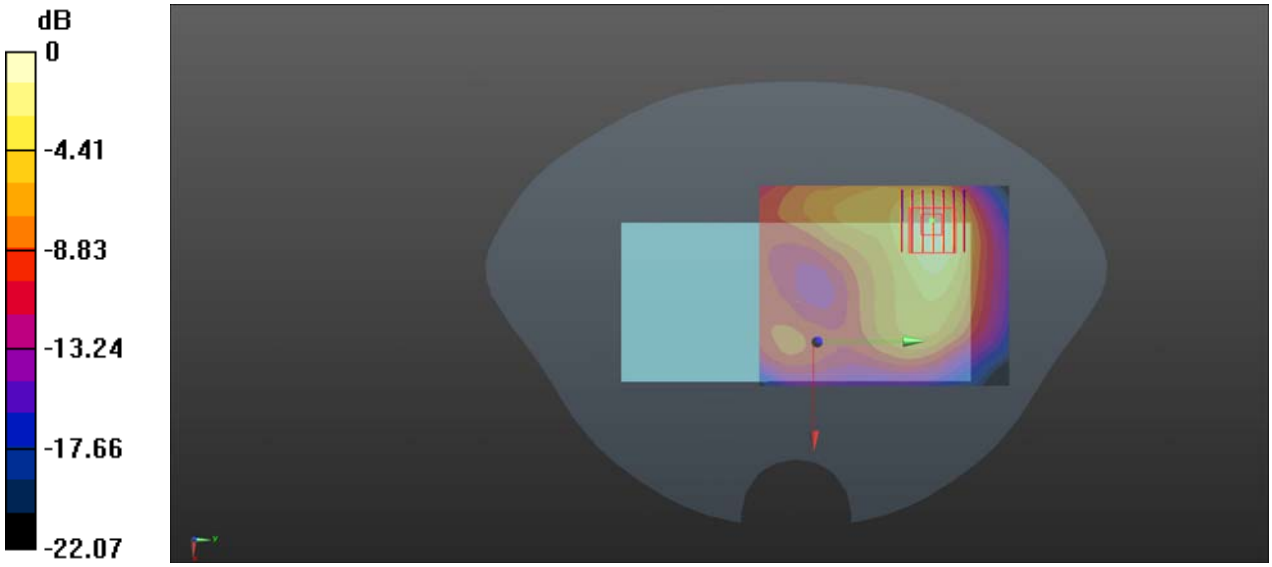

0 dB = 0.265 W/kg

LTE Band 40B_10MHz_QPSK_1RB_0Offset_Top Side_10mm_Ch39200

Communication System: UID 0, LTE (0); Frequency: 2355 MHz;Duty Cycle: 1:1.59
Medium: HSL_2300 Medium parameters used: f = 2355 MHz; σ = 1.709 S/m; ε_r = 39.181; ρ = 1000 kg/m^3
Ambient Temperature：23.2 ℃; Liquid Temperature：22.2 ℃

DASY5 Configuration:
- Probe: EX3DV4 - SN7608; ConvF(7.66, 7.66, 7.66) @ 2355 MHz; Calibrated: 2022.01.12
- Sensor-Surface: 2mm (Mechanical Surface Detection)
- Electronics: DAE4 Sn480; Calibrated: 2021.06.22
- Phantom: SAM 2; Type: QD000P40CC; Serial: TP:1464
- Measurement SW: DASY52, Version 52.10 (4); SEMCAD X Version 14.6.14 (7483)

Ch39200/Area Scan (51x91x1): Interpolated grid: dx=1.200 mm, dy=1.200 mm
Maximum value of SAR (interpolated) = 0.349 W/kg

Ch39200/Zoom Scan (7x7x7)/Cube 0: Measurement grid: dx=5mm, dy=5mm, dz=5mm
Reference Value = 10.30 V/m; Power Drift = -0.13 dB
Peak SAR (extrapolated) = 0.421 W/kg
SAR(1 g) = 0.228 W/kg; SAR(10 g) = 0.121 W/kg
Smallest distance from peaks to all points 3 dB below = 13 mm
Ratio of SAR at M2 to SAR at M1 = 54%
Maximum value of SAR (measured) = 0.325 W/kg

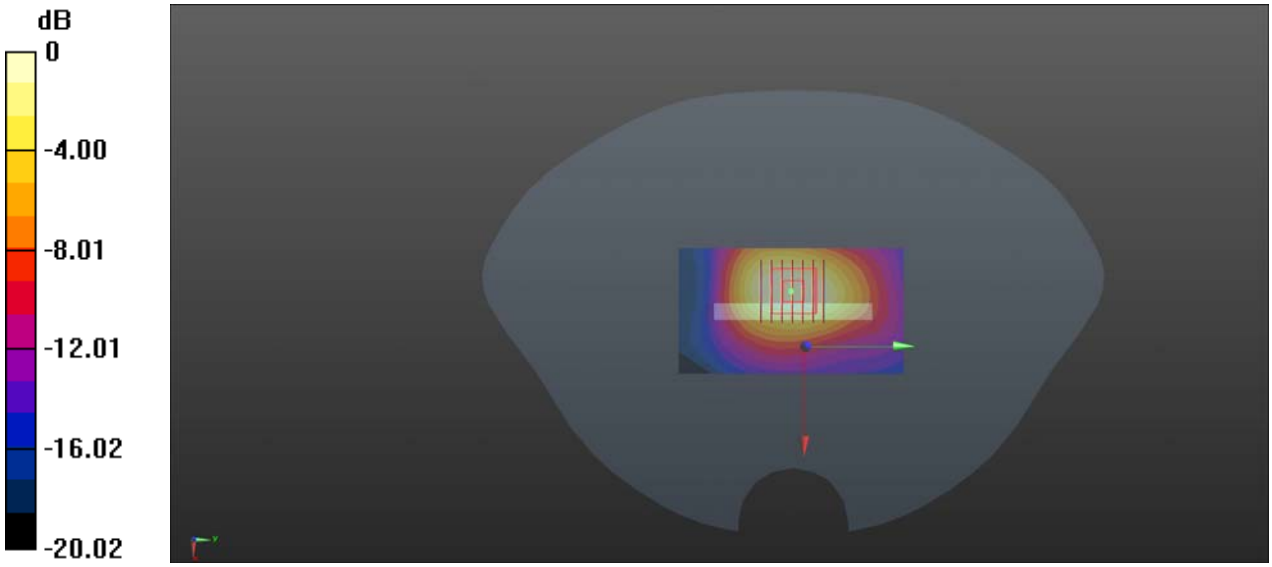

0 dB = 0.325 W/kg

LTE Band 41_20MHz_QPSK_1RB_0Offset_Front Side_10mm_Ch40620

Communication System: UID 0, LTE (0); Frequency: 2593 MHz;Duty Cycle: 1:1.59
Medium: HSL_2600 Medium parameters used: f = 2593 MHz; σ = 1.973 S/m; ε_r = 38.214; ρ = 1000 kg/m^3
Ambient Temperature：23.2 ℃; Liquid Temperature：22.3 ℃

DASY5 Configuration:
- Probe: EX3DV4 - SN7608; ConvF(7.08, 7.08, 7.08) @ 2593 MHz; Calibrated: 2022.01.12
- Sensor-Surface: 2mm (Mechanical Surface Detection)
- Electronics: DAE4 Sn480; Calibrated: 2021.06.22
- Phantom: SAM 2; Type: QD000P40CC; Serial: TP:1464
- Measurement SW: DASY52, Version 52.10 (4); SEMCAD X Version 14.6.14 (7483)

Ch40620/Area Scan (71x91x1): Interpolated grid: dx=1.200 mm, dy=1.200 mm
Maximum value of SAR (interpolated) = 0.303 W/kg

Ch40620/Zoom Scan (7x7x7)/Cube 0: Measurement grid: dx=5mm, dy=5mm, dz=5mm
Reference Value = 0.4930 V/m; Power Drift = 0.17 dB
Peak SAR (extrapolated) = 0.368 W/kg
SAR(1 g) = 0.196 W/kg; SAR(10 g) = 0.098 W/kg
Smallest distance from peaks to all points 3 dB below = 11.3 mm
Ratio of SAR at M2 to SAR at M1 = 53.6%
Maximum value of SAR (measured) = 0.283 W/kg

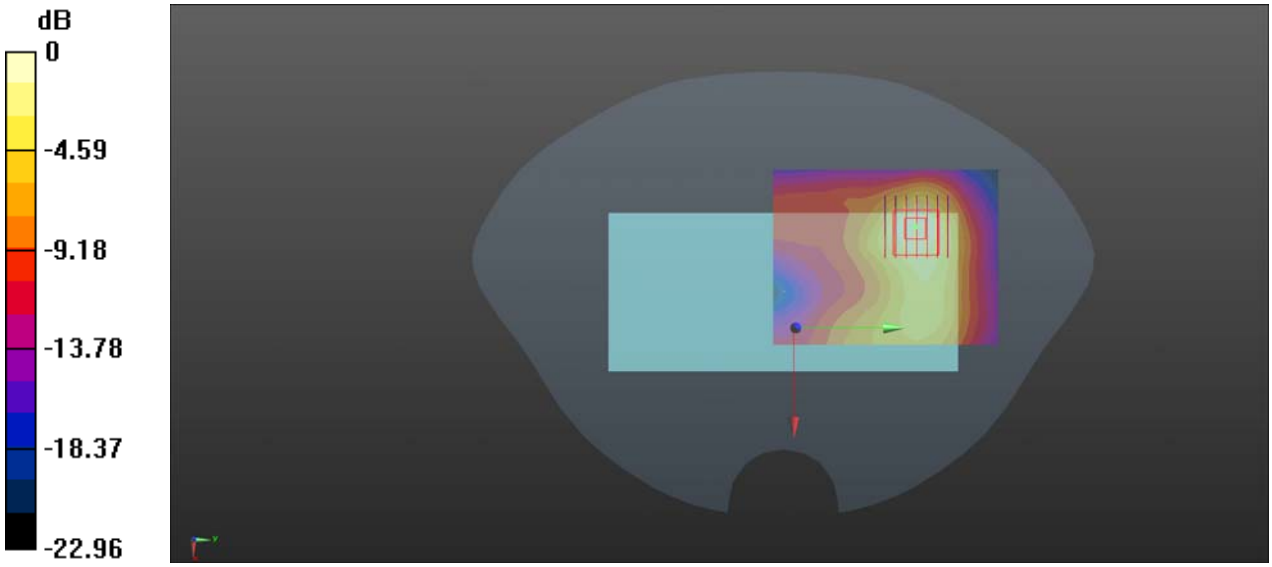

0 dB = 0.283 W/kg

LTE Band 41_20MHz_QPSK_1RB_0Offset_Top Side_10mm_Ch40620

Communication System: UID 0, LTE (0); Frequency: 2593 MHz;Duty Cycle: 1:1.59
Medium: HSL_2600 Medium parameters used: f = 2593 MHz; σ = 1.973 S/m; ε_r = 38.214; ρ = 1000 kg/m^3
Ambient Temperature：23.2 ℃; Liquid Temperature：22.3 ℃

DASY5 Configuration:
- Probe: EX3DV4 - SN7608; ConvF(7.08, 7.08, 7.08) @ 2593 MHz; Calibrated: 2022.01.12
- Sensor-Surface: 2mm (Mechanical Surface Detection)
- Electronics: DAE4 Sn480; Calibrated: 2021.06.22
- Phantom: SAM 2; Type: QD000P40CC; Serial: TP:1464
- Measurement SW: DASY52, Version 52.10 (4); SEMCAD X Version 14.6.14 (7483)

Ch40620/Area Scan (51x91x1): Interpolated grid: dx=1.200 mm, dy=1.200 mm
Maximum value of SAR (interpolated) = 0.409 W/kg

Ch40620/Zoom Scan (7x7x7)/Cube 0: Measurement grid: dx=5mm, dy=5mm, dz=5mm
Reference Value = 8.926 V/m; Power Drift = 0.02 dB
Peak SAR (extrapolated) = 0.530 W/kg
SAR(1 g) = 0.276 W/kg; SAR(10 g) = 0.141 W/kg
Smallest distance from peaks to all points 3 dB below = 12 mm
Ratio of SAR at M2 to SAR at M1 = 52%
Maximum value of SAR (measured) = 0.399 W/kg

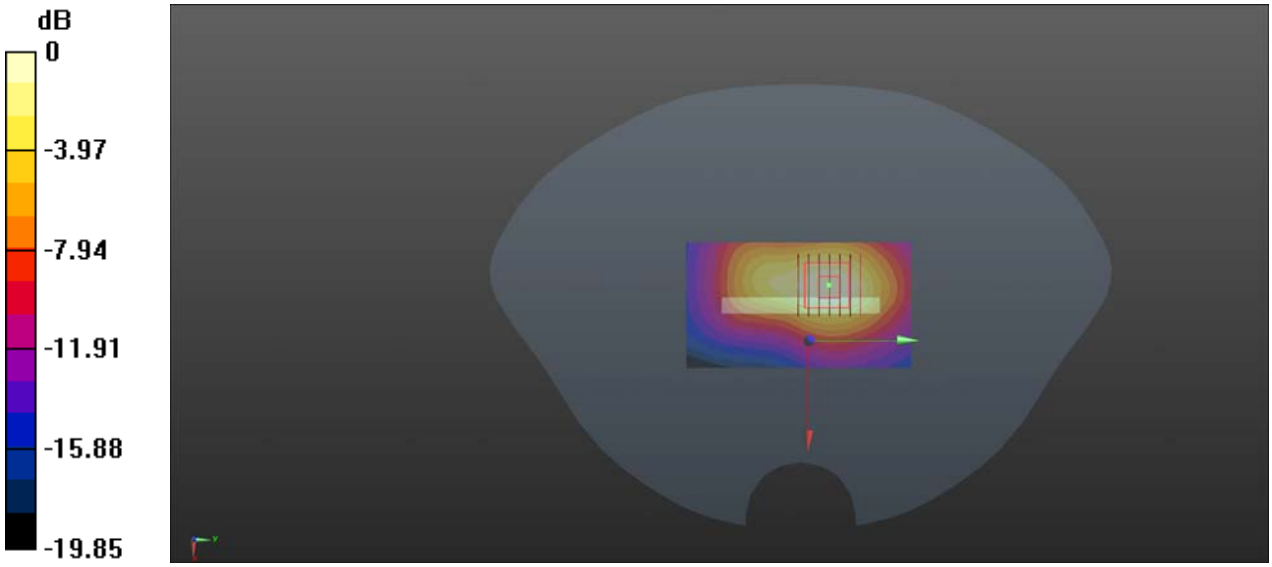

0 dB = 0.399 W/kg

LTE Band 66_20MHz_QPSK_1RB_0Offset_Back Side_10mm_Ch132322

Communication System: UID 0, LTE (0); Frequency: 1745 MHz;Duty Cycle: 1:1
Medium: HSL_1800 Medium parameters used: f = 1745 MHz; σ = 1.438 S/m; ε_r = 39.567; ρ = 1000 kg/m^3
Ambient Temperature：23.2 ℃; Liquid Temperature：22.1 ℃

DASY5 Configuration:
- Probe: EX3DV4 - SN7608; ConvF(8.26, 8.26, 8.26) @ 1745 MHz; Calibrated: 2022.01.12
- Sensor-Surface: 2mm (Mechanical Surface Detection)
- Electronics: DAE4 Sn480; Calibrated: 2021.06.22
- Phantom: SAM 2; Type: QD000P40CC; Serial: TP:1464
- Measurement SW: DASY52, Version 52.10 (4); SEMCAD X Version 14.6.14 (7483)

Ch132322/Area Scan (71x81x1): Interpolated grid: dx=1.500 mm, dy=1.500 mm
Maximum value of SAR (interpolated) = 0.370 W/kg

Ch132322/Zoom Scan (5x5x7)/Cube 0: Measurement grid: dx=8mm, dy=8mm, dz=5mm
Reference Value = 7.665 V/m; Power Drift = -0.02 dB
Peak SAR (extrapolated) = 0.480 W/kg
SAR(1 g) = 0.261 W/kg; SAR(10 g) = 0.141 W/kg
Smallest distance from peaks to all points 3 dB below = 13.2 mm
Ratio of SAR at M2 to SAR at M1 = 54.5%
Maximum value of SAR (measured) = 0.371 W/kg

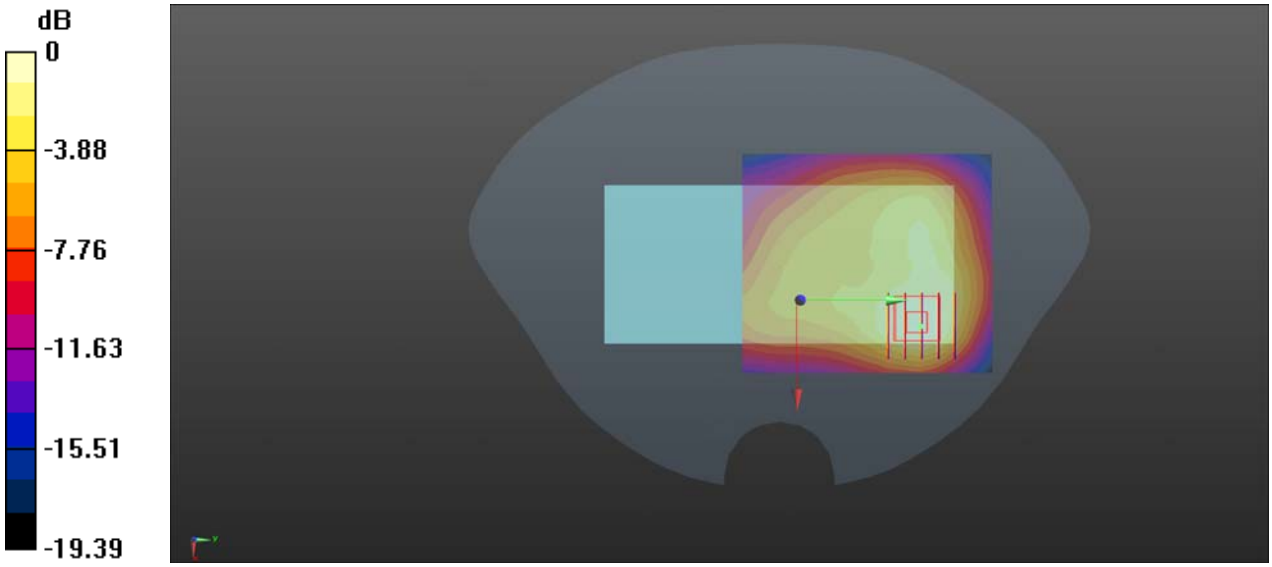

0 dB = 0.371 W/kg

LTE Band 66_20MHz_QPSK_1RB_0Offset_Top Side_10mm_Ch132322

Communication System: UID 0, LTE (0); Frequency: 1745 MHz;Duty Cycle: 1:1
Medium: HSL_1800 Medium parameters used: f = 1745 MHz; σ = 1.438 S/m; ε_r = 39.567; ρ = 1000 kg/m^3
Ambient Temperature：23.2 ℃; Liquid Temperature：22.1 ℃

DASY5 Configuration:
- Probe: EX3DV4 - SN7608; ConvF(8.26, 8.26, 8.26) @ 1745 MHz; Calibrated: 2022.01.12
- Sensor-Surface: 2mm (Mechanical Surface Detection)
- Electronics: DAE4 Sn480; Calibrated: 2021.06.22
- Phantom: SAM 2; Type: QD000P40CC; Serial: TP:1464
- Measurement SW: DASY52, Version 52.10 (4); SEMCAD X Version 14.6.14 (7483)

Ch132322/Area Scan (41x81x1): Interpolated grid: dx=1.500 mm, dy=1.500 mm
Maximum value of SAR (interpolated) = 0.759 W/kg

Ch132322/Zoom Scan (5x5x7)/Cube 0: Measurement grid: dx=8mm, dy=8mm, dz=5mm
Reference Value = 16.96 V/m; Power Drift = -0.13 dB
Peak SAR (extrapolated) = 0.925 W/kg
SAR(1 g) = 0.549 W/kg; SAR(10 g) = 0.312 W/kg
Smallest distance from peaks to all points 3 dB below = 12.8 mm
Ratio of SAR at M2 to SAR at M1 = 59.1%
Maximum value of SAR (measured) = 0.746 W/kg

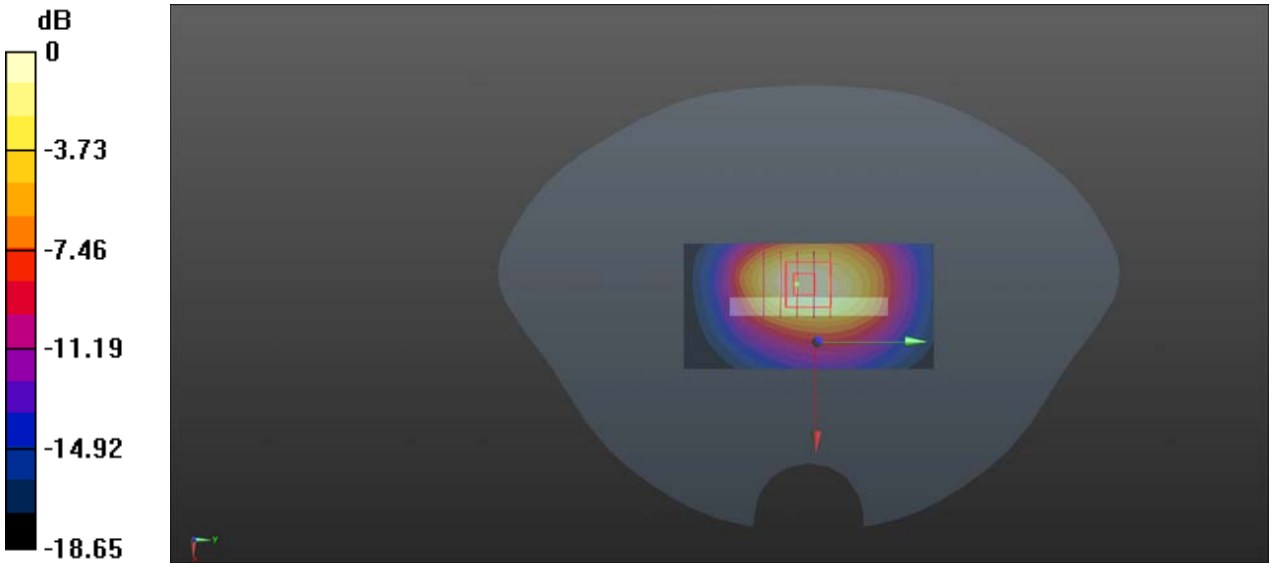

0 dB = 0.746 W/kg

5G NR n41_100MHz_DFT-S-QPSK_1RB_1Offset_Front Side_10mm_Ch518598

Communication System: UID 0, 5G NR (0); Frequency: 2592.99 MHz;Duty Cycle: 1:1
Medium: HSL_2600 Medium parameters used: f = 2593 MHz; σ = 1.973 S/m; ε_r = 38.214; ρ = 1000 kg/m^3
Ambient Temperature：23.2 ℃; Liquid Temperature：22.3 ℃

DASY5 Configuration:
- Probe: EX3DV4 - SN7608; ConvF(7.08, 7.08, 7.08) @ 2592.99 MHz; Calibrated: 2022.01.12
- Sensor-Surface: 2mm (Mechanical Surface Detection)
- Electronics: DAE4 Sn480; Calibrated: 2021.06.22
- Phantom: SAM 2; Type: QD000P40CC; Serial: TP:1464
- Measurement SW: DASY52, Version 52.10 (4); SEMCAD X Version 14.6.14 (7483)

Ch518598/Area Scan (71x91x1): Interpolated grid: dx=1.200 mm, dy=1.200 mm
Maximum value of SAR (interpolated) = 0.272 W/kg

Ch518598/Zoom Scan (7x7x7)/Cube 0: Measurement grid: dx=5mm, dy=5mm, dz=5mm
Reference Value = 1.938 V/m; Power Drift = 0.14 dB
Peak SAR (extrapolated) = 0.386 W/kg
SAR(1 g) = 0.179 W/kg; SAR(10 g) = 0.081 W/kg
Smallest distance from peaks to all points 3 dB below = 8.2 mm
Ratio of SAR at M2 to SAR at M1 = 48.1%
Maximum value of SAR (measured) = 0.278 W/kg

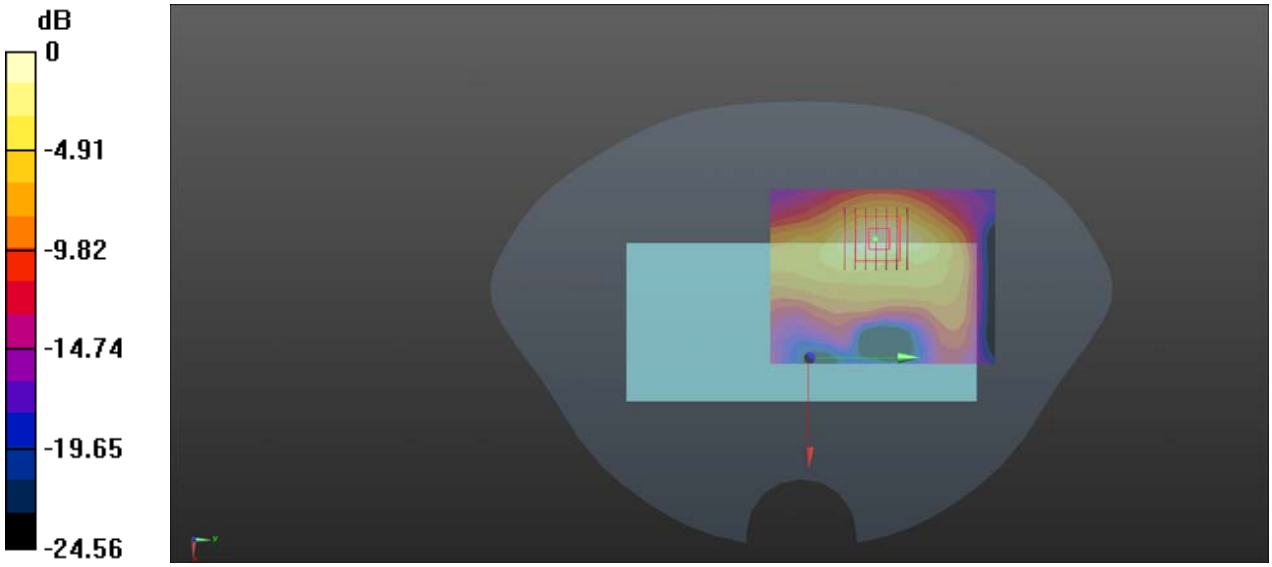

0 dB = 0.278 W/kg

5G NR n41_100MHz_DFT-S-QPSK_1RB_1Offset_Left Side_10mm_Ch518598

Communication System: UID 0, 5G NR (0); Frequency: 2592.99 MHz;Duty Cycle: 1:1
Medium: HSL_2600 Medium parameters used: f = 2593 MHz; σ = 1.973 S/m; ε_r = 38.214; ρ = 1000 kg/m^3
Ambient Temperature：23.2 ℃; Liquid Temperature：22.3 ℃

DASY5 Configuration:
- Probe: EX3DV4 - SN7608; ConvF(7.08, 7.08, 7.08) @ 2592.99 MHz; Calibrated: 2022.01.12
- Sensor-Surface: 2mm (Mechanical Surface Detection)
- Electronics: DAE4 Sn480; Calibrated: 2021.06.22
- Phantom: SAM 2; Type: QD000P40CC; Serial: TP:1464
- Measurement SW: DASY52, Version 52.10 (4); SEMCAD X Version 14.6.14 (7483)

Ch518598/Area Scan (51x101x1): Interpolated grid: dx=1.200 mm, dy=1.200 mm
Maximum value of SAR (interpolated) = 0.670 W/kg

Ch518598/Zoom Scan (7x7x7)/Cube 0: Measurement grid: dx=5mm, dy=5mm, dz=5mm
Reference Value = 7.984 V/m; Power Drift = 0.13 dB
Peak SAR (extrapolated) = 1.22 W/kg
SAR(1 g) = 0.539 W/kg; SAR(10 g) = 0.235 W/kg
Smallest distance from peaks to all points 3 dB below = 8 mm
Ratio of SAR at M2 to SAR at M1 = 46%
Maximum value of SAR (measured) = 0.857 W/kg

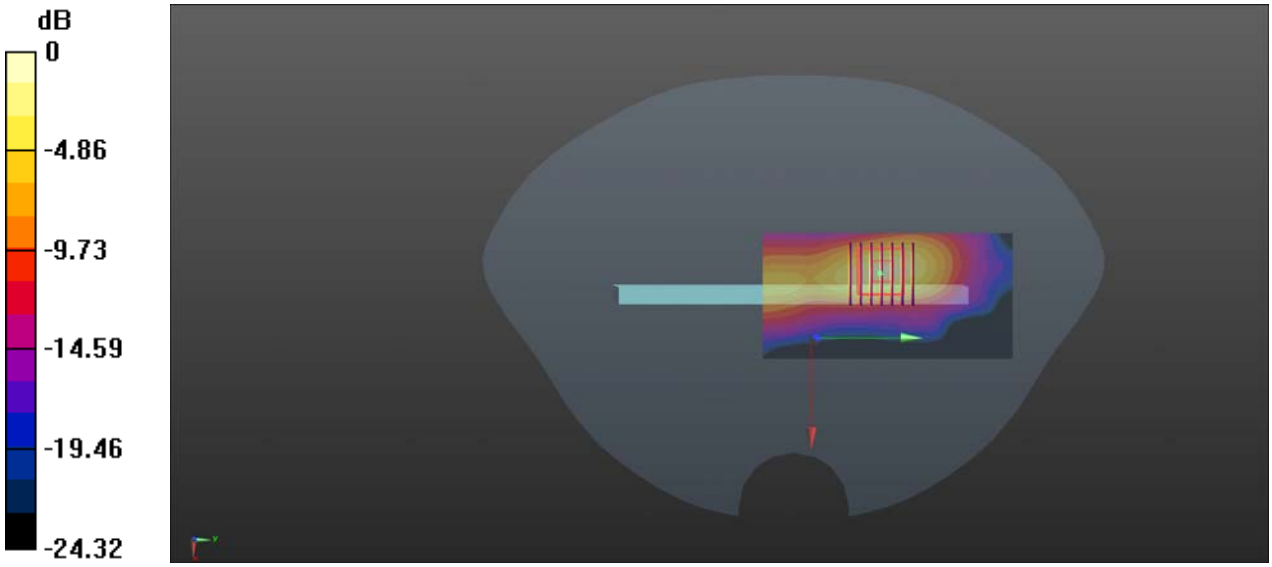

0 dB = 0.857 W/kg

5G NR n77_100MHz_DFT-S-QPSK_1RB_1Offset_Front Side_10mm_Ch656000

Communication System: UID 0, 5G NR (0); Frequency: 3840 MHz;Duty Cycle: 1:1
Medium: HSL_3900 Medium parameters used: f = 3840 MHz; σ = 3.362 S/m; ε_r = 38.98; ρ = 1000 kg/m^3
Ambient Temperature：23.2 ℃; Liquid Temperature：22.2 ℃

DASY5 Configuration:
- Probe: EX3DV4 - SN7608; ConvF(6.22, 6.22, 6.22) @ 3840 MHz; Calibrated: 2022.01.12
- Sensor-Surface: 2mm (Mechanical Surface Detection)
- Electronics: DAE4 Sn480; Calibrated: 2021.06.22
- Phantom: SAM 2; Type: QD000P40CC; Serial: TP:1464
- Measurement SW: DASY52, Version 52.10 (4); SEMCAD X Version 14.6.14 (7483)

Ch656000/Area Scan (81x81x1): Interpolated grid: dx=1.200 mm, dy=1.200 mm
Maximum value of SAR (interpolated) = 0.132 W/kg

Ch656000/Zoom Scan (7x7x7)/Cube 0: Measurement grid: dx=5mm, dy=5mm, dz=5mm
Reference Value = 0 V/m; Power Drift = 0.09 dB
Peak SAR (extrapolated) = 0.219 W/kg
SAR(1 g) = 0.081 W/kg; SAR(10 g) = 0.031 W/kg
Smallest distance from peaks to all points 3 dB below = 9.2 mm
Ratio of SAR at M2 to SAR at M1 = 33.4%
Maximum value of SAR (measured) = 0.141 W/kg

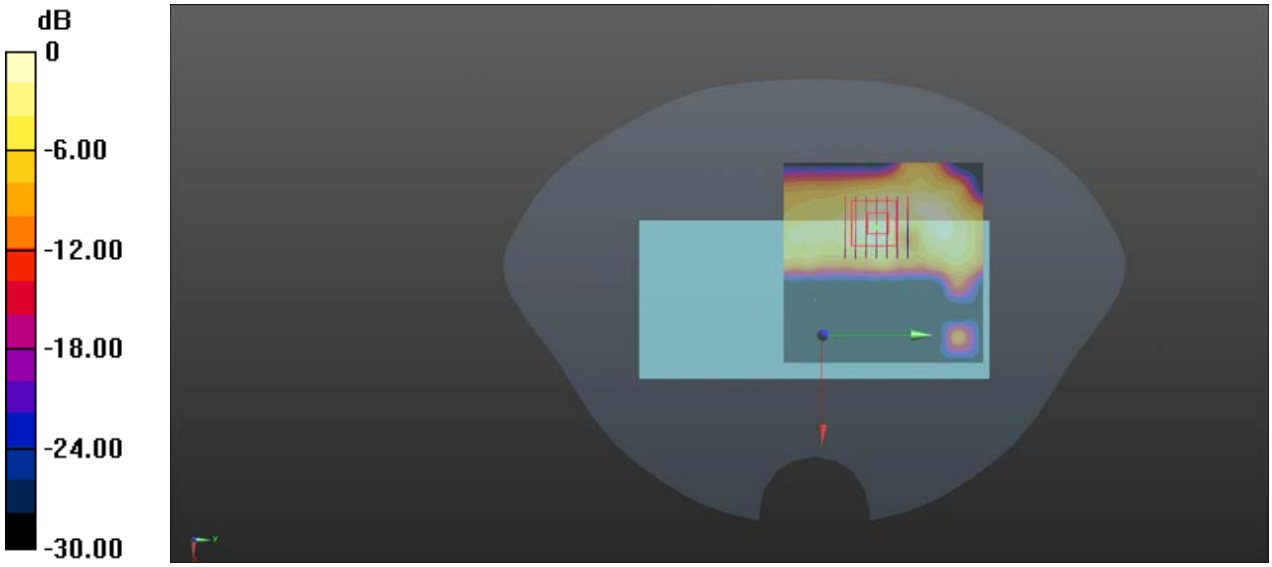

0 dB = 0.141 W/kg

5G NR n77_100MHz_DFT-S-QPSK_1RB_1Offset_Left Side_10mm_Ch656000

Communication System: UID 0, 5G NR (0); Frequency: 3840 MHz;Duty Cycle: 1:1
Medium: HSL_3900 Medium parameters used: f = 3840 MHz; σ = 3.362 S/m; ε_r = 38.98; ρ = 1000 kg/m^3
Ambient Temperature：23.2 ℃; Liquid Temperature：22.2 ℃

DASY5 Configuration:
- Probe: EX3DV4 - SN7608; ConvF(6.22, 6.22, 6.22) @ 3840 MHz; Calibrated: 2022.01.12
- Sensor-Surface: 2mm (Mechanical Surface Detection)
- Electronics: DAE4 Sn480; Calibrated: 2021.06.22
- Phantom: SAM 2; Type: QD000P40CC; Serial: TP:1464
- Measurement SW: DASY52, Version 52.10 (4); SEMCAD X Version 14.6.14 (7483)

Ch656000/Area Scan (51x91x1): Interpolated grid: dx=1.200 mm, dy=1.200 mm
Maximum value of SAR (interpolated) = 0.456 W/kg

Ch656000/Zoom Scan (7x7x7)/Cube 0: Measurement grid: dx=5mm, dy=5mm, dz=5mm
Reference Value = 4.985 V/m; Power Drift = 0.12 dB
Peak SAR (extrapolated) = 0.704 W/kg
SAR(1 g) = 0.262 W/kg; SAR(10 g) = 0.106 W/kg
Smallest distance from peaks to all points 3 dB below = 9 mm
Ratio of SAR at M2 to SAR at M1 = 34.6%
Maximum value of SAR (measured) = 0.453 W/kg

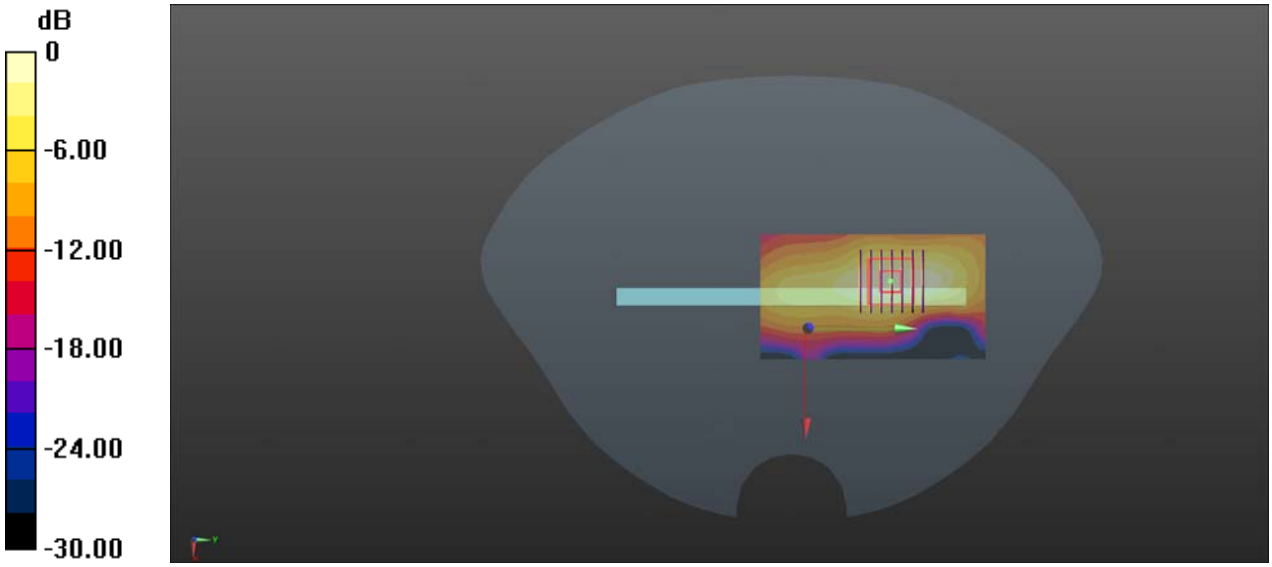

0 dB = 0.453 W/kg

WLAN 2.4GHz_802.11b 1Mbps_Back Side_10mm_Ch6_CH1

Communication System: UID 0, WLAN 2.4GHz 802.11b (0); Frequency: 2437 MHz;Duty Cycle: 1:1.009
Medium: HSL_2450 Medium parameters used: f = 2437 MHz; σ = 1.802 S/m; ε_r = 38.902; ρ = 1000 kg/m^3
Ambient Temperature：23.2 ℃; Liquid Temperature：22.3℃

DASY5 Configuration:
- Probe: EX3DV4 - SN3753; ConvF(7.22, 7.22, 7.22) @ 2437 MHz; Calibrated: 2021.07.26
- Sensor-Surface: 2mm (Mechanical Surface Detection)
- Electronics: DAE4 Sn480; Calibrated: 2021.06.22
- Phantom: SAM 2; Type: QD000P40CC; Serial: TP:1464
- Measurement SW: DASY52, Version 52.10 (4); SEMCAD X Version 14.6.14 (7483)

Ch6/Area Scan (81x91x1): Interpolated grid: dx=1.200 mm, dy=1.200 mm
Maximum value of SAR (interpolated) = 0.140 W/kg

Ch6/Zoom Scan (7x7x7)/Cube 0: Measurement grid: dx=5mm, dy=5mm, dz=5mm
Reference Value = 0.8990 V/m; Power Drift = 016dB
Peak SAR (extrapolated) = 0.157 W/kg
SAR(1 g) = 0.081 W/kg; SAR(10 g) = 0.040 W/kg
Smallest distance from peaks to all points 3 dB below = 9.5 mm
Ratio of SAR at M2 to SAR at M1 = 53.1%
Maximum value of SAR (measured) = 0.119 W/kg

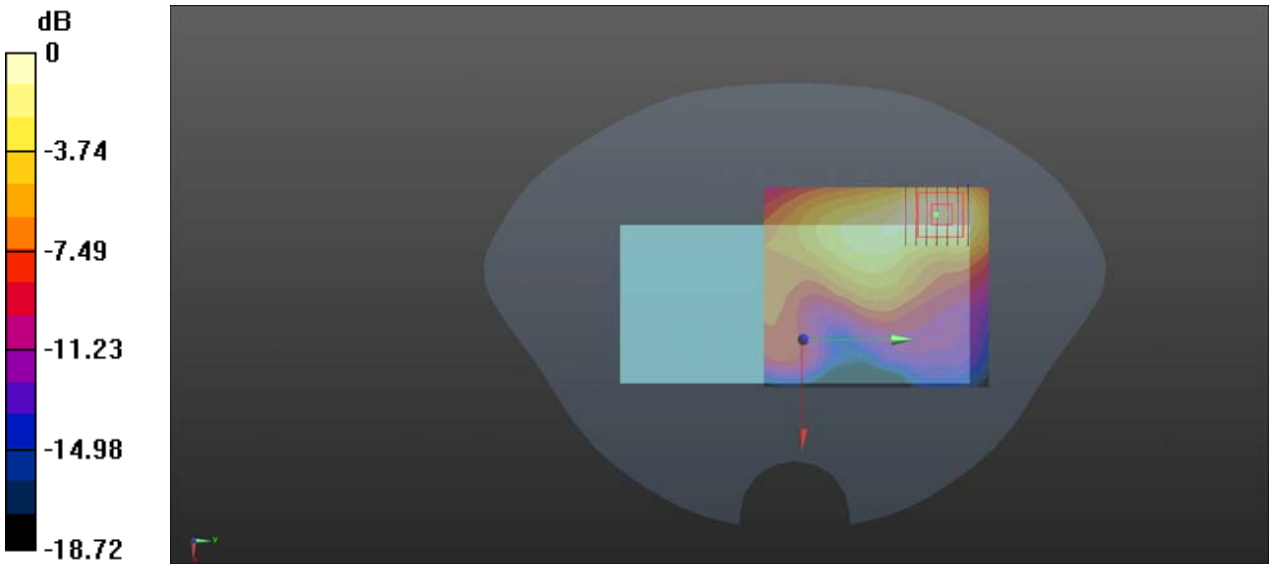

0 dB = 0.119 W/kg

WLAN 2.4GHz_802.11b 1Mbps_Right Side_10mm_Ch6_CH1

Communication System: UID 0, WLAN 2.4GHz 802.11b (0); Frequency: 2437 MHz;Duty Cycle: 1:1.117
Medium: HSL_2450 Medium parameters used: f = 2437 MHz; σ = 1.802 S/m; ε_r = 38.902; ρ = 1000 kg/m^3
Ambient Temperature：23.2 ℃; Liquid Temperature：22.3 ℃

DASY5 Configuration:
- Probe: EX3DV4 - SN3753; ConvF(7.22, 7.22, 7.22) @ 2437 MHz; Calibrated: 2021.07.26
- Sensor-Surface: 2mm (Mechanical Surface Detection)
- Electronics: DAE4 Sn480; Calibrated: 2021.06.22
- Phantom: SAM 2; Type: QD000P40CC; Serial: TP:1464
- Measurement SW: DASY52, Version 52.10 (4); SEMCAD X Version 14.6.14 (7483)

Ch6/Area Scan (51x91x1): Interpolated grid: dx=1.200 mm, dy=1.200 mm
Maximum value of SAR (interpolated) = 0.344 W/kg

Ch6/Zoom Scan (7x7x7)/Cube 0: Measurement grid: dx=5mm, dy=5mm, dz=5mm
Reference Value = 7.516 V/m; Power Drift = 0.19 dB
Peak SAR (extrapolated) = 0.463 W/kg
SAR(1 g) = 0.229 W/kg; SAR(10 g) = 0.105 W/kg
Smallest distance from peaks to all points 3 dB below = 9 mm
Ratio of SAR at M2 to SAR at M1 = 51%
Maximum value of SAR (measured) = 0.348 W/kg

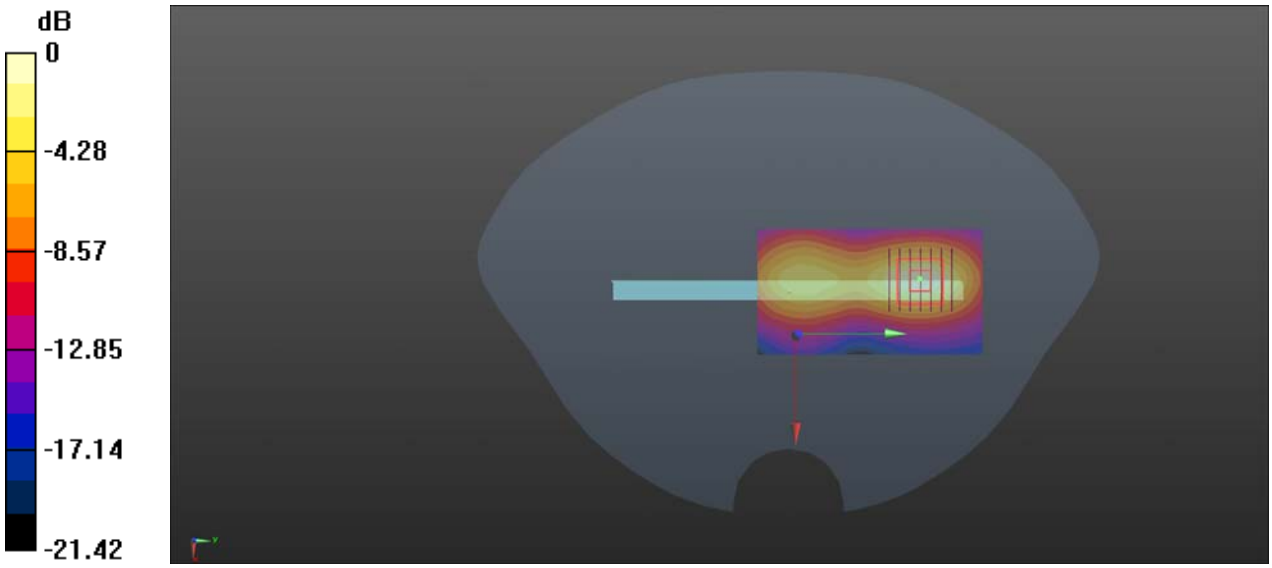

0 dB = 0.348 W/kg

WLAN 5.2GHz_802.11n-HT40 MCS0_Back Side_10mm_Ch38_CH0

Communication System: UID 0, WLAN 5GHz (0); Frequency: 5190 MHz;Duty Cycle: 1:1.010
Medium: HSL_5250 Medium parameters used: f = 5190 MHz; σ = 4.63 S/m; ε_r = 36.154; ρ = 1000 kg/m^3
Ambient Temperature：23.2 ℃; Liquid Temperature：22.3 ℃

DASY5 Configuration:
- Probe: EX3DV4 - SN7608; ConvF(5.16, 5.16, 5.16) @ 5190 MHz; Calibrated: 2022.01.12
- Sensor-Surface: 2mm (Mechanical Surface Detection)
- Electronics: DAE4 Sn480; Calibrated: 2021.06.22
- Phantom: SAM 2; Type: QD000P40CC; Serial: TP:1464
- Measurement SW: DASY52, Version 52.10 (4); SEMCAD X Version 14.6.14 (7483)

Ch38/Area Scan (101x111x1): Interpolated grid: dx=1.000 mm, dy=1.000 mm
Maximum value of SAR (interpolated) = 0.541 W/kg

Ch38/Zoom Scan (8x8x15)/Cube 0: Measurement grid: dx=4mm, dy=4mm, dz=2mm
Reference Value = 0 V/m; Power Drift = 0.10 dB
Peak SAR (extrapolated) = 1.05 W/kg
SAR(1 g) = 0.272 W/kg; SAR(10 g) = 0.087 W/kg
Smallest distance from peaks to all points 3 dB below = 6.8 mm
Ratio of SAR at M2 to SAR at M1 = 55.8%
Maximum value of SAR (measured) = 0.543 W/kg

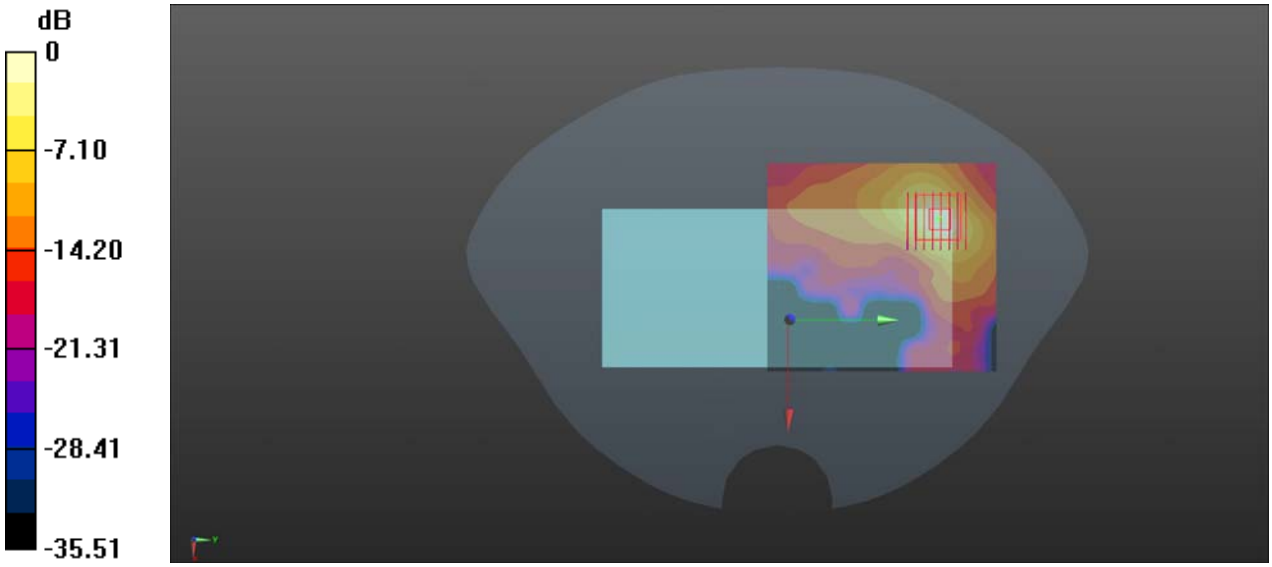

0 dB = 0.543 W/kg

WLAN 5.3GHz_802.11a 6Mbps_Back Side_10mm_Ch60_CH0

Communication System: UID 0, WLAN 5GHz (0); Frequency: 5300 MHz;Duty Cycle: 1:1.009
Medium: HSL_5250 Medium parameters used: f = 5300 MHz; σ = 4.76 S/m; ε_r = 35.987; ρ = 1000 kg/m^3
Ambient Temperature：23.2 ℃; Liquid Temperature：22.1 ℃

DASY5 Configuration:
- Probe: EX3DV4 - SN7608; ConvF(5.16, 5.16, 5.16) @ 5300 MHz; Calibrated: 2022.01.12
- Sensor-Surface: 2mm (Mechanical Surface Detection)
- Electronics: DAE4 Sn480; Calibrated: 2021.06.22
- Phantom: SAM 2; Type: QD000P40CC; Serial: TP:1464
- Measurement SW: DASY52, Version 52.10 (4); SEMCAD X Version 14.6.14 (7483)

Ch60/Area Scan (101x111x1): Interpolated grid: dx=1.000 mm, dy=1.000 mm
Maximum value of SAR (interpolated) = 0.776 W/kg

Ch60/Zoom Scan (8x8x15)/Cube 0: Measurement grid: dx=4mm, dy=4mm, dz=2mm
Reference Value = 0 V/m; Power Drift = 0.09 dB
Peak SAR (extrapolated) = 1.57 W/kg
SAR(1 g) = 0.398 W/kg; SAR(10 g) = 0.127 W/kg
Smallest distance from peaks to all points 3 dB below = 6.8 mm
Ratio of SAR at M2 to SAR at M1 = 54.6%
Maximum value of SAR (measured) = 0.802 W/kg

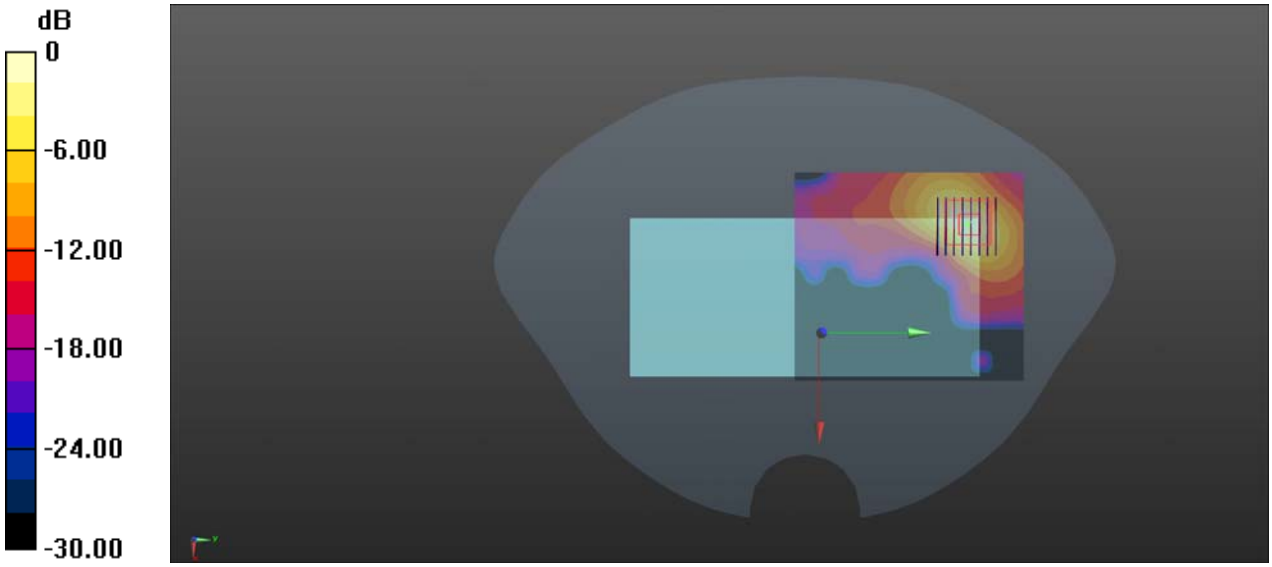

0 dB = 0.802 W/kg

WLAN 5.5GHz_802.11n-HT20 MCS0_Back Side_10mm_Ch120_CH1

Communication System: UID 0, WLAN 5GHz (0); Frequency: 5600 MHz;Duty Cycle: 1:1.011
Medium: HSL_5250 Medium parameters used: f = 5600 MHz; σ = 5.125 S/m; ε_r = 35.435; ρ = 1000 kg/m^3
Ambient Temperature：23.2 ℃; Liquid Temperature：22.1 ℃

DASY5 Configuration:
- Probe: EX3DV4 - SN7608; ConvF(4.74, 4.74, 4.74) @ 5600 MHz; Calibrated: 2022.01.12
- Sensor-Surface: 2mm (Mechanical Surface Detection)
- Electronics: DAE4 Sn480; Calibrated: 2021.06.22
- Phantom: SAM 2; Type: QD000P40CC; Serial: TP:1464
- Measurement SW: DASY52, Version 52.10 (4); SEMCAD X Version 14.6.14 (7483)

Ch120/Area Scan (101x111x1): Interpolated grid: dx=1.000 mm, dy=1.000 mm
Maximum value of SAR (interpolated) = 0.539 W/kg

Ch120/Zoom Scan (8x8x15)/Cube 0: Measurement grid: dx=4mm, dy=4mm, dz=2mm
Reference Value = 0 V/m; Power Drift = 0.16 dB
Peak SAR (extrapolated) = 1.17 W/kg
SAR(1 g) = 0.297 W/kg; SAR(10 g) = 0.113 W/kg
Smallest distance from peaks to all points 3 dB below = 9.6 mm
Ratio of SAR at M2 to SAR at M1 = 51.6%
Maximum value of SAR (measured) = 0.558 W/kg

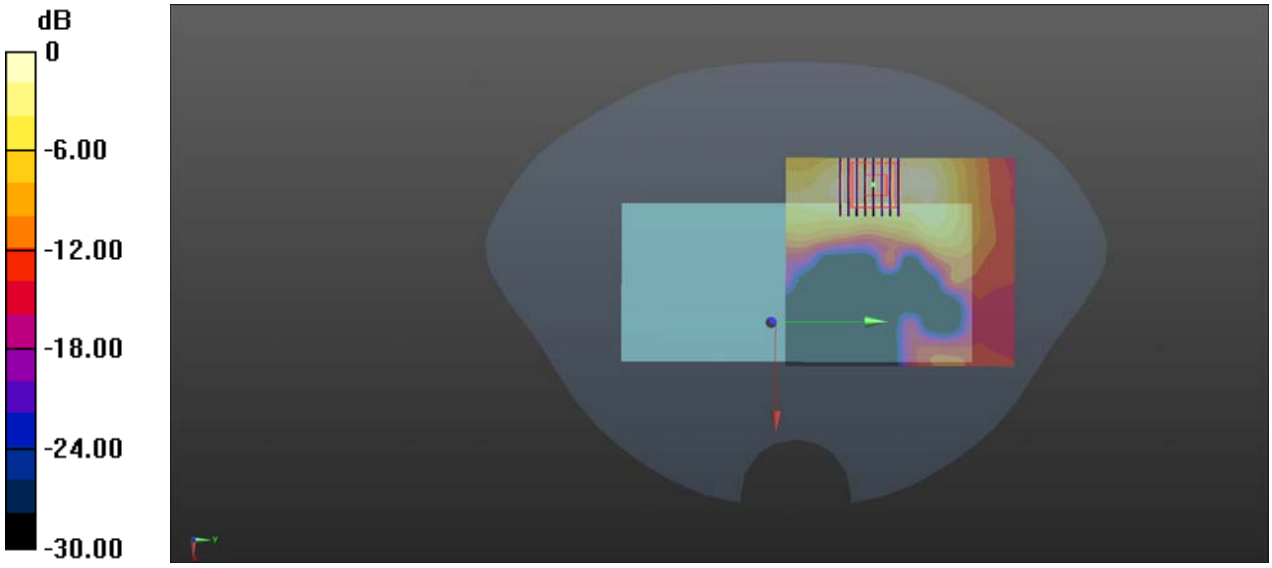

0 dB = 0.558 W/kg

WLAN 5.8GHz_802.11n-HT40 MCS0_Back Side_10mm_Ch151_CH0

Communication System: UID 0, WLAN 5GHz (0); Frequency: 5755 MHz;Duty Cycle: 1:1.010
Medium: HSL_5750 Medium parameters used: f = 5755 MHz; σ = 5.306 S/m; ε_r = 35.15; ρ = 1000 kg/m^3
Ambient Temperature：23.2 ℃; Liquid Temperature：22.1 ℃

DASY5 Configuration:
- Probe: EX3DV4 - SN3753; ConvF(4.65, 4.65, 4.65) @ 5755 MHz; Calibrated: 2021.07.26
- Sensor-Surface: 2mm (Mechanical Surface Detection)
- Electronics: DAE4 Sn480; Calibrated: 2021.06.22
- Phantom: SAM 2; Type: QD000P40CC; Serial: TP:1464
- Measurement SW: DASY52, Version 52.10 (4); SEMCAD X Version 14.6.14 (7483)

Ch151/Area Scan (101x111x1): Interpolated grid: dx=1.000 mm, dy=1.000 mm
Maximum value of SAR (interpolated) = 0.890 W/kg

Ch151/Zoom Scan (8x8x15)/Cube 0: Measurement grid: dx=4mm, dy=4mm, dz=2mm
Reference Value = 0 V/m; Power Drift = 0.09 dB
Peak SAR (extrapolated) = 1.82 W/kg
SAR(1 g) = 0.438 W/kg; SAR(10 g) = 0.153 W/kg
Smallest distance from peaks to all points 3 dB below = 7.5 mm
Ratio of SAR at M2 to SAR at M1 = 51.5%
Maximum value of SAR (measured) = 0.849 W/kg

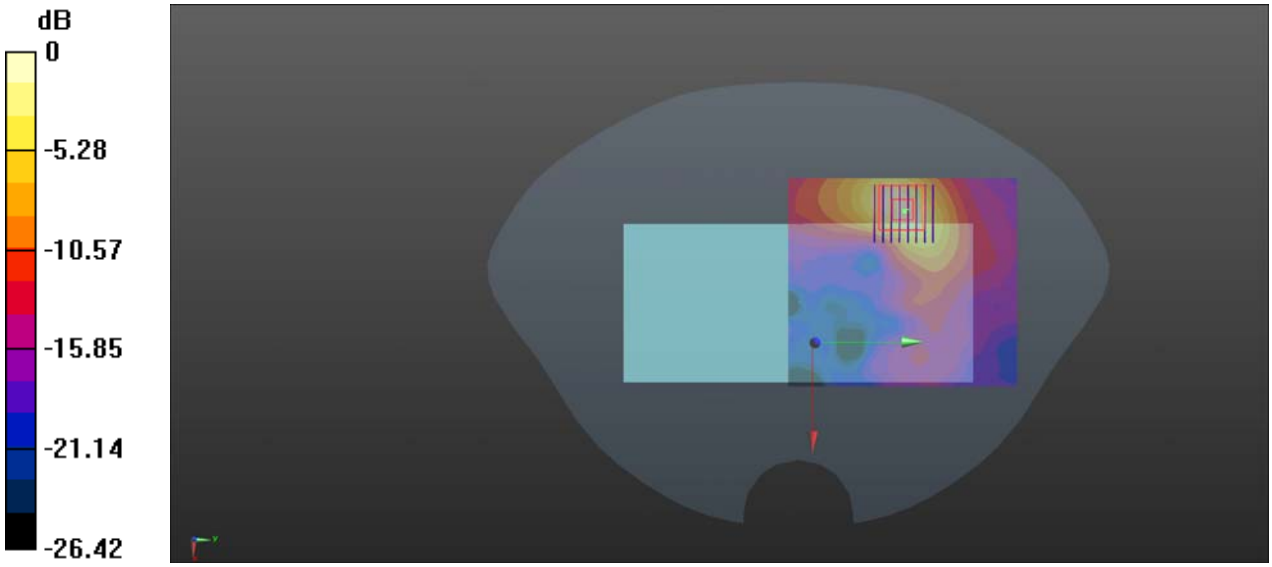

0 dB = 0.849 W/kg

Bluetooth_DH5_Front Side_10mm_Ch39

Communication System: UID 0, Bluetooth (0); Frequency: 2441 MHz;Duty Cycle: 1:1.085
Medium: HSL_2450 Medium parameters used: f = 2441 MHz; σ = 1.807 S/m; ε_r = 38.83; ρ = 1000 kg/m^3
Ambient Temperature：23.2 ℃; Liquid Temperature：22.3 ℃

DASY5 Configuration:
- Probe: EX3DV4 - SN3753; ConvF(7.22, 7.22, 7.22) @ 2441 MHz; Calibrated: 2021.07.26
- Sensor-Surface: 2mm (Mechanical Surface Detection)
- Electronics: DAE4 Sn480; Calibrated: 2021.06.22
- Phantom: SAM 2; Type: QD000P40CC; Serial: TP:1464
- Measurement SW: DASY52, Version 52.10 (4); SEMCAD X Version 14.6.14 (7483)

Ch39/Area Scan (91x91x1): Interpolated grid: dx=1.200 mm, dy=1.200 mm
Maximum value of SAR (interpolated) = 0.0607 W/kg

Ch39/Zoom Scan (7x7x7)/Cube 0: Measurement grid: dx=5mm, dy=5mm, dz=5mm
Reference Value = 0 V/m; Power Drift = 0.03 dB
Peak SAR (extrapolated) = 0.181 W/kg
SAR(1 g) = 0.043 W/kg; SAR(10 g) = 0.024 W/kg
Smallest distance from peaks to all points 3 dB below: Larger than measurement grid
Ratio of SAR at M2 to SAR at M1 = 52.8%
Maximum value of SAR (measured) = 0.0565 W/kg

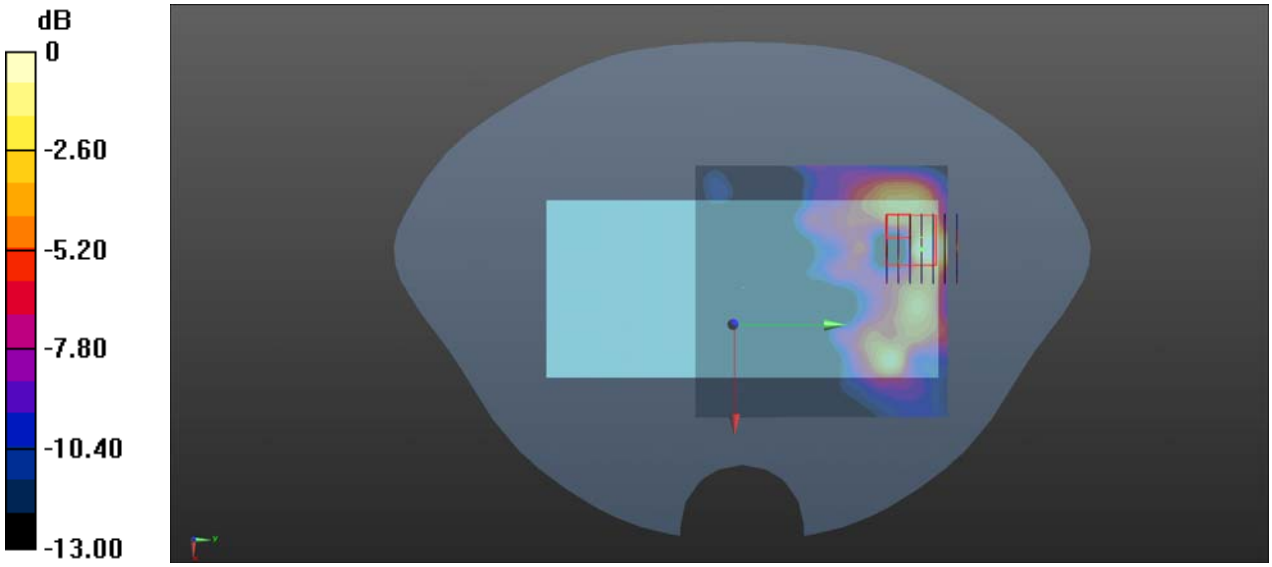

0 dB = 0.0565 W/kg

Bluetooth_DH5_Top Side_10mm_Ch39

Communication System: UID 0, Bluetooth (0); Frequency: 2441 MHz;Duty Cycle: 1:1.085
Medium: HSL_2450 Medium parameters used: f = 2441 MHz; σ = 1.807 S/m; ε_r = 38.83; ρ = 1000 kg/m^3
Ambient Temperature：23.2 ℃; Liquid Temperature：22.3 ℃

DASY5 Configuration:
- Probe: EX3DV4 - SN3753; ConvF(7.22, 7.22, 7.22) @ 2441 MHz; Calibrated: 2021.07.26
- Sensor-Surface: 2mm (Mechanical Surface Detection)
- Electronics: DAE4 Sn480; Calibrated: 2021.06.22
- Phantom: SAM 2; Type: QD000P40CC; Serial: TP:1464
- Measurement SW: DASY52, Version 52.10 (4); SEMCAD X Version 14.6.14 (7483)

Ch39/Area Scan (41x91x1): Interpolated grid: dx=1.200 mm, dy=1.200 mm
Maximum value of SAR (interpolated) = 0.187 W/kg

Ch39/Zoom Scan (7x7x7)/Cube 0: Measurement grid: dx=5mm, dy=5mm, dz=5mm
Reference Value = 7.822 V/m; Power Drift = -0.05 dB
Peak SAR (extrapolated) = 0.244 W/kg
SAR(1 g) = 0.125 W/kg; SAR(10 g) = 0.063 W/kg
Smallest distance from peaks to all points 3 dB below = 10.4 mm
Ratio of SAR at M2 to SAR at M1 = 52.3%
Maximum value of SAR (measured) = 0.184 W/kg

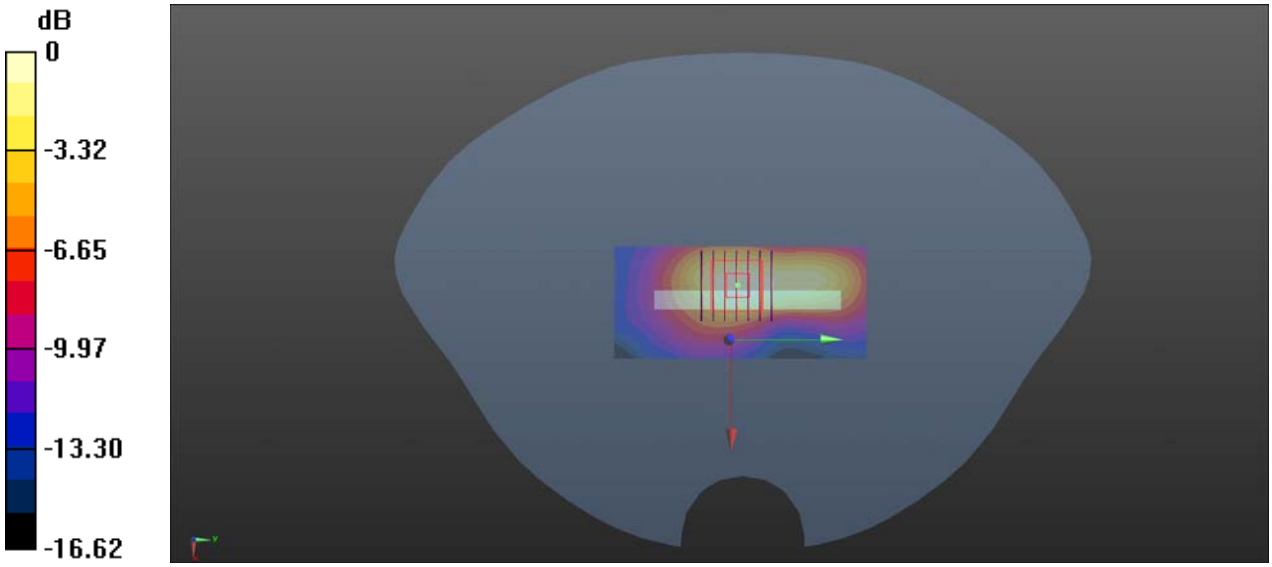

0 dB = 0.184 W/kg

CDMA2000 BC0_RC3 SO32 (F+SCH)_Front Side_0mm _Ch1013

Communication System: UID 0, CDMA 2000 (0); Frequency: 824.7 MHz;Duty Cycle: 1:1
Medium: HSL_900 Medium parameters used: f = 825 MHz; σ = 0.925 S/m; ε_r = 42.888; ρ = 1000 kg/m^3
Ambient Temperature：23.2 ℃; Liquid Temperature：22.1 ℃

DASY5 Configuration:
- Probe: EX3DV4 - SN7608; ConvF(9.81, 9.81, 9.81) @ 824.7 MHz; Calibrated: 2022.01.12
- Sensor-Surface: 2mm (Mechanical Surface Detection)
- Electronics: DAE4 Sn480; Calibrated: 2021.06.22
- Phantom: SAM 2; Type: QD000P40CC; Serial: TP:1464
- Measurement SW: DASY52, Version 52.10 (4); SEMCAD X Version 14.6.14 (7483)

Ch1013/Area Scan (71x121x1): Interpolated grid: dx=1.500 mm, dy=1.500 mm
Maximum value of SAR (interpolated) = 1.08 W/kg

Ch1013/Zoom Scan (5x5x7)/Cube 0: Measurement grid: dx=8mm, dy=8mm, dz=5mm
Reference Value = 4.510 V/m; Power Drift = -0.08 dB
Peak SAR (extrapolated) = 2.00 W/kg
SAR(1 g) = 0.826 W/kg; SAR(10 g) = 0.405 W/kg
Smallest distance from peaks to all points 3 dB below = 8 mm
Ratio of SAR at M2 to SAR at M1 = 37.2%
Maximum value of SAR (measured) = 1.23 W/kg

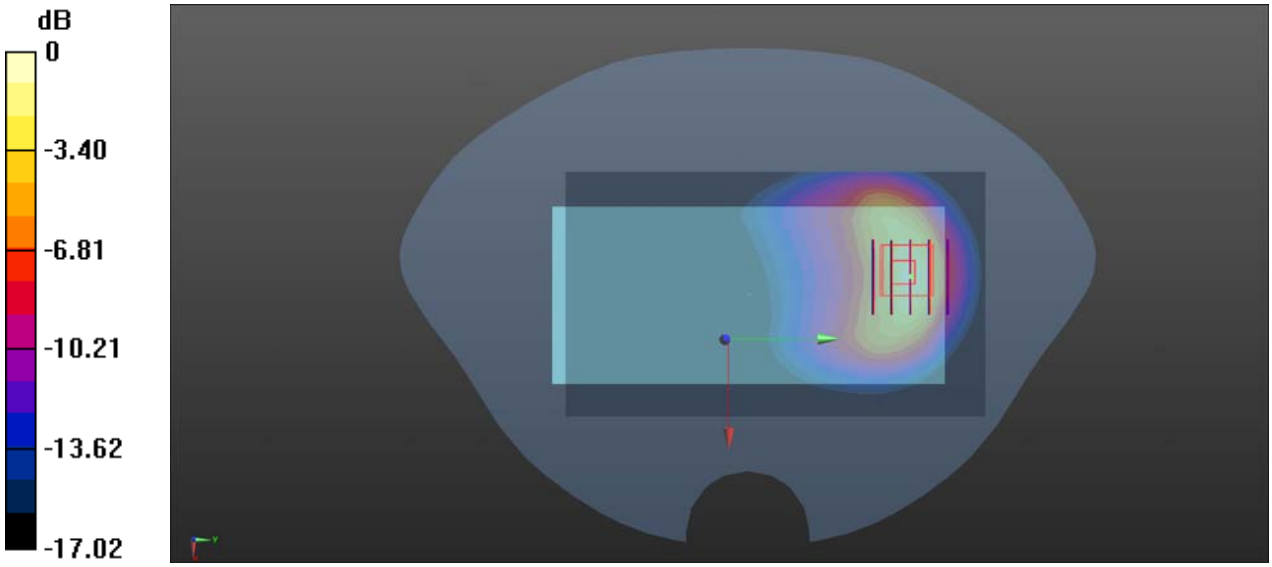

0 dB = 1.23 W/kg

CDMA2000 BC1_RC3 SO32 (F+SCH)_Front Side_0mm _Ch600

Communication System: UID 0, CDMA 2000 (0); Frequency: 1880 MHz;Duty Cycle: 1:1
Medium: HSL_2000 Medium parameters used: f = 1880 MHz; σ = 1.366 S/m; ε_r = 40.167; ρ = 1000 kg/m^3
Ambient Temperature：23.2 ℃; Liquid Temperature：22.2 ℃

DASY5 Configuration:
- Probe: EX3DV4 - SN7608; ConvF(7.99, 7.99, 7.99) @ 1880 MHz; Calibrated: 2022.01.12
- Sensor-Surface: 2mm (Mechanical Surface Detection)
- Electronics: DAE4 Sn480; Calibrated: 2021.06.22
- Phantom: SAM 2; Type: QD000P40CC; Serial: TP:1464
- Measurement SW: DASY52, Version 52.10 (4); SEMCAD X Version 14.6.14 (7483)

Ch600/Area Scan (71x81x1): Interpolated grid: dx=1.500 mm, dy=1.500 mm
Maximum value of SAR (interpolated) = 2.16 W/kg

Ch600/Zoom Scan (5x5x7)/Cube 0: Measurement grid: dx=8mm, dy=8mm, dz=5mm
Reference Value = 0 V/m; Power Drift = 0.02 dB
Peak SAR (extrapolated) = 2.46 W/kg
SAR(1 g) = 1.09 W/kg; SAR(10 g) = 0.466 W/kg
Smallest distance from peaks to all points 3 dB below = 8.6 mm
Ratio of SAR at M2 to SAR at M1 = 48.5%
Maximum value of SAR (measured) = 1.76 W/kg

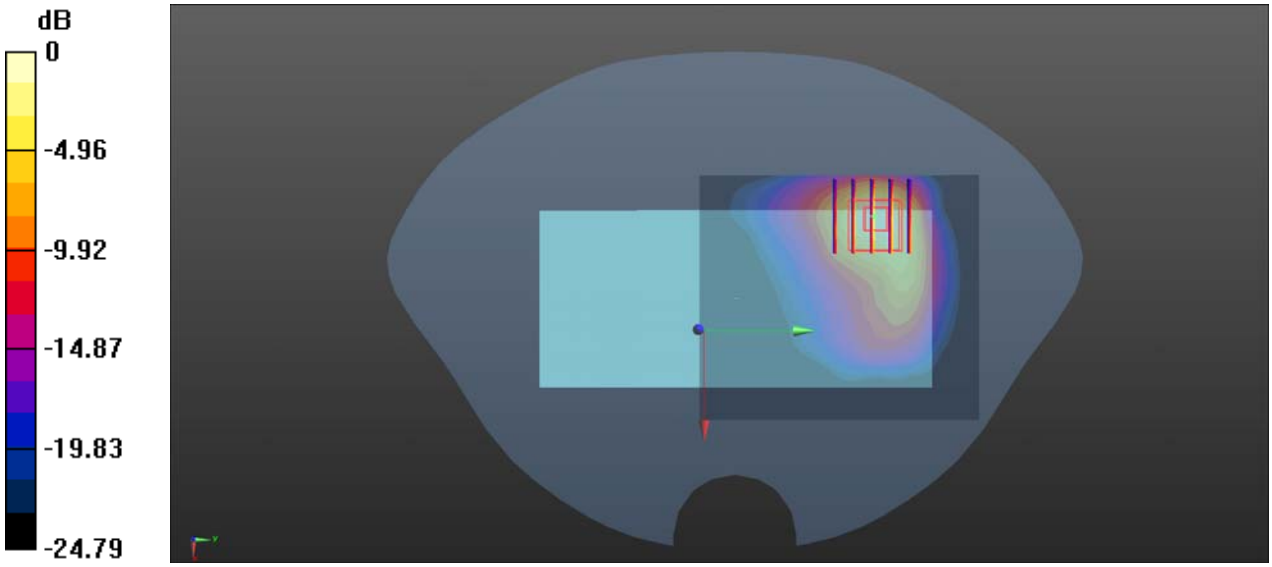

0 dB = 1.76 W/kg

WLAN 5.3GHz_802.11a 6Mbps_Back Side_0mm_Ch60

Communication System: UID 0, WLAN 5GHz (0); Frequency: 5300 MHz;Duty Cycle: 1:1
Medium: HSL_5250 Medium parameters used: f = 5300 MHz; σ = 4.76 S/m; ε_r = 35.987; ρ = 1000 kg/m^3
Ambient Temperature：23.2 ℃; Liquid Temperature：22.3 ℃

DASY5 Configuration:
- Probe: EX3DV4 - SN7608; ConvF(5.16, 5.16, 5.16) @ 5300 MHz; Calibrated: 2022.01.12
- Sensor-Surface: 2mm (Mechanical Surface Detection)
- Electronics: DAE4 Sn480; Calibrated: 2021.06.22
- Phantom: SAM 2; Type: QD000P40CC; Serial: TP:1464
- Measurement SW: DASY52, Version 52.10 (4); SEMCAD X Version 14.6.14 (7483)

Ch60/Area Scan (101x111x1): Interpolated grid: dx=1.000 mm, dy=1.000 mm
Maximum value of SAR (interpolated) = 11.0 W/kg

Ch60/Zoom Scan (8x8x15)/Cube 0: Measurement grid: dx=4mm, dy=4mm, dz=2mm
Reference Value = 0 V/m; Power Drift = 0.01 dB
Peak SAR (extrapolated) = 44.6 W/kg
SAR(1 g) = 5.52 W/kg; SAR(10 g) = 0.980 W/kg
Smallest distance from peaks to all points 3 dB below = 3.3 mm
Ratio of SAR at M2 to SAR at M1 = 49.3%
Maximum value of SAR (measured) = 15.9 W/kg

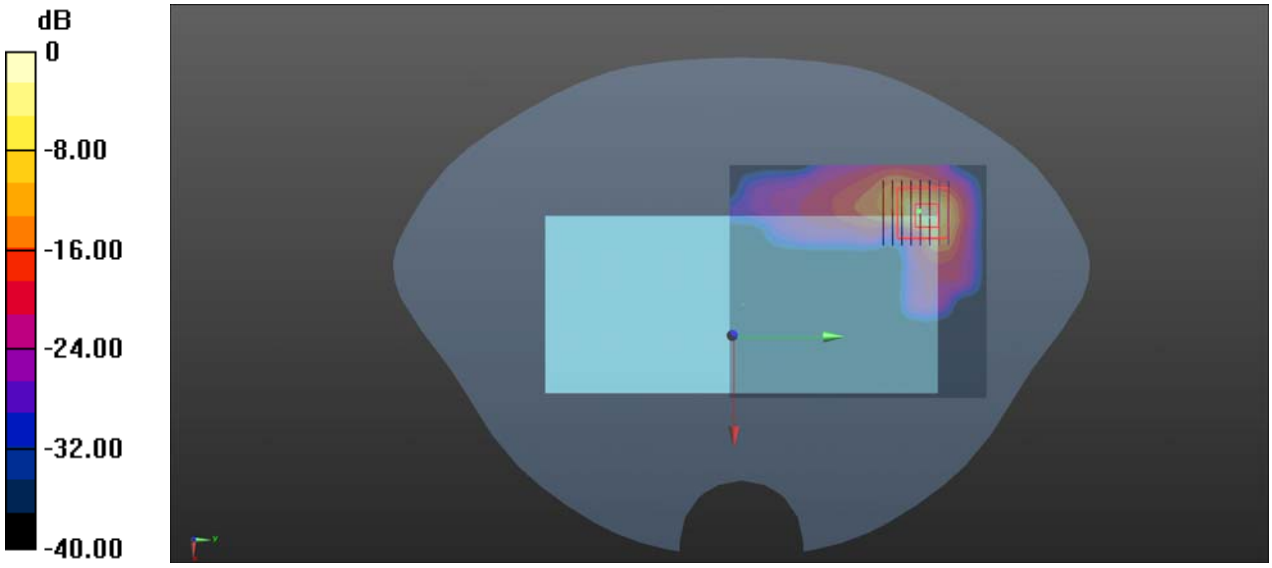

0 dB = 15.9 W/kg

WLAN 5.5GHz_802.11n-HT40 MCS0_Back Side_0mm_Ch102

Communication System: UID 0, WLAN 5GHz (0); Frequency: 5510 MHz;Duty Cycle: 1:1
Medium: HSL_5600 Medium parameters used: f = 5510 MHz; σ = 5.015 S/m; ε_r = 35.622; ρ = 1000 kg/m^3
Ambient Temperature：23.2 ℃; Liquid Temperature：22.1 ℃

DASY5 Configuration:
- Probe: EX3DV4 - SN7608; ConvF(4.74, 4.74, 4.74) @ 5510 MHz; Calibrated: 2022.01.12
- Sensor-Surface: 2mm (Mechanical Surface Detection)
- Electronics: DAE4 Sn480; Calibrated: 2021.06.22
- Phantom: SAM 2; Type: QD000P40CC; Serial: TP:1464
- Measurement SW: DASY52, Version 52.10 (4); SEMCAD X Version 14.6.14 (7483)

Ch102/Area Scan (101x111x1): Interpolated grid: dx=1.000 mm, dy=1.000 mm
Maximum value of SAR (interpolated) = 5.55 W/kg

Ch102/Zoom Scan (8x8x15)/Cube 0: Measurement grid: dx=4mm, dy=4mm, dz=2mm
Reference Value = 0 V/m; Power Drift = 0.04 dB
Peak SAR (extrapolated) = 20.6 W/kg
SAR(1 g) = 2.43 W/kg; SAR(10 g) = 0.427 W/kg
Smallest distance from peaks to all points 3 dB below = 2.9 mm
Ratio of SAR at M2 to SAR at M1 = 46.4%
Maximum value of SAR (measured) = 6.95 W/kg

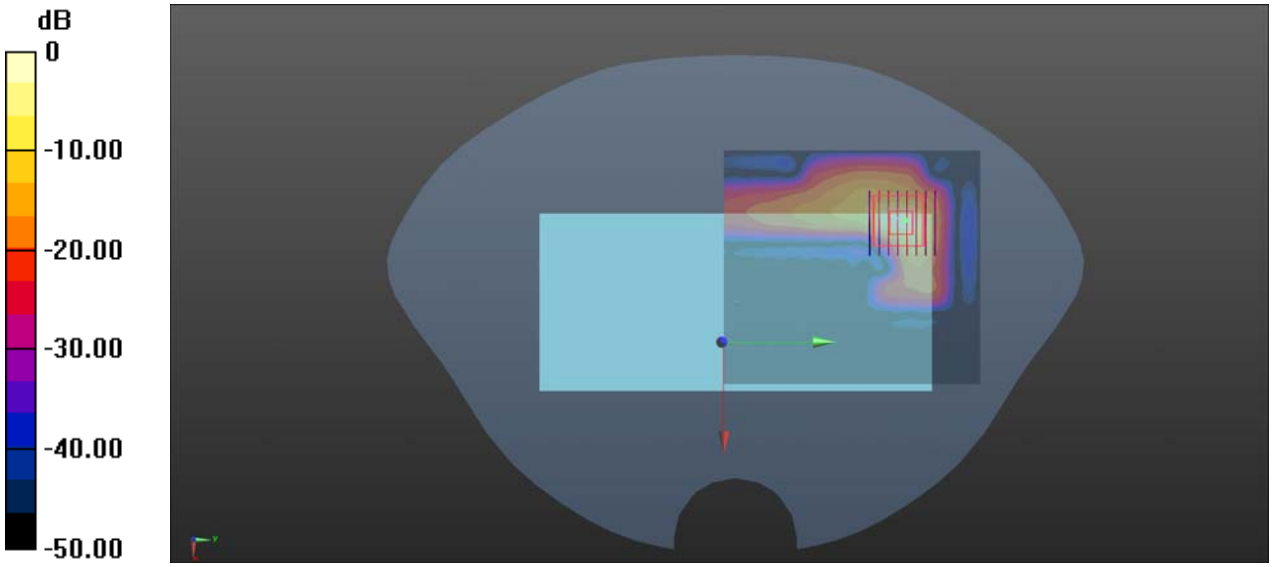

0 dB = 6.95 W/kg