Annex C Plots of T-Coil Test Results

HAC_T-Coil_GSM850_GSM Voice_Ch189_Z

Communication System: UID 0, Generic GSM (0); Frequency: 836.6 MHz;Duty Cycle: 1:8.30042
Medium: Air Medium parameters used: $\sigma = 0$ S/m, $\varepsilon_r = 1$; $\rho = 0$ kg/m^3
Ambient Temperature：23.2 ℃; Liquid Temperature：22.1 ℃

DASY5 Configuration:
- Probe: AM1DV2 - 1048; ; Calibrated: 2022.02.22
- Sensor-Surface: 0mm (Fix Surface)
- Electronics: DAE4 Sn480; Calibrated: 2021.06.22
- Phantom: HAC Test Arch with AMCC; Type: SD HAC P01 BA;
- Measurement SW: DASY52, Version 52.8 (8); SEMCAD X Version 14.6.10 (7331)

Ch189/z (axial) 4.2mm 50 x 50/ABM SNR(x,y,z) (13x13x1): Measurement grid: dx=10mm, dy=10mm
ABM1/ABM2 = 24.58 dB
ABM1 comp = -3.11 dBA/m
BWC Factor = 0.01 dB
Location: 4.2, -4.2, 3.7 mm

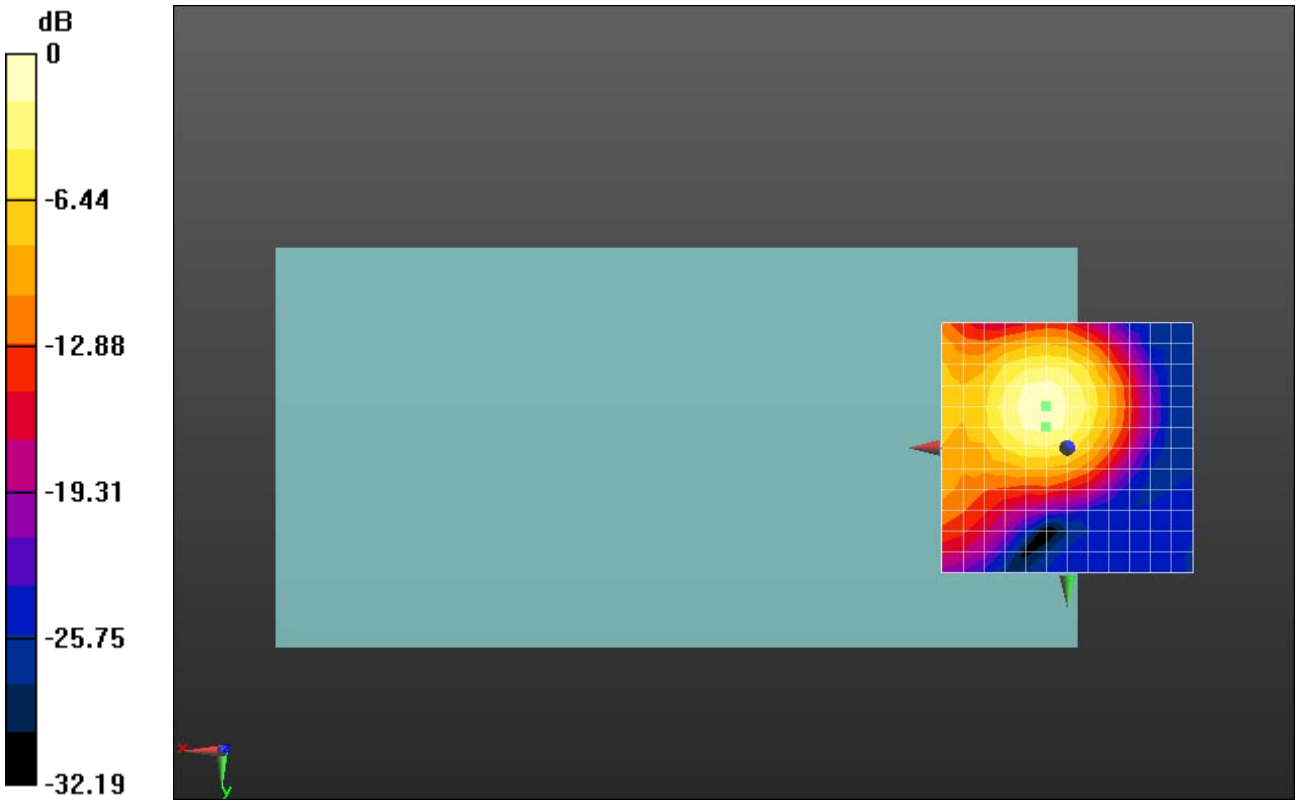

0 dB = 16.95 = 24.58 dB

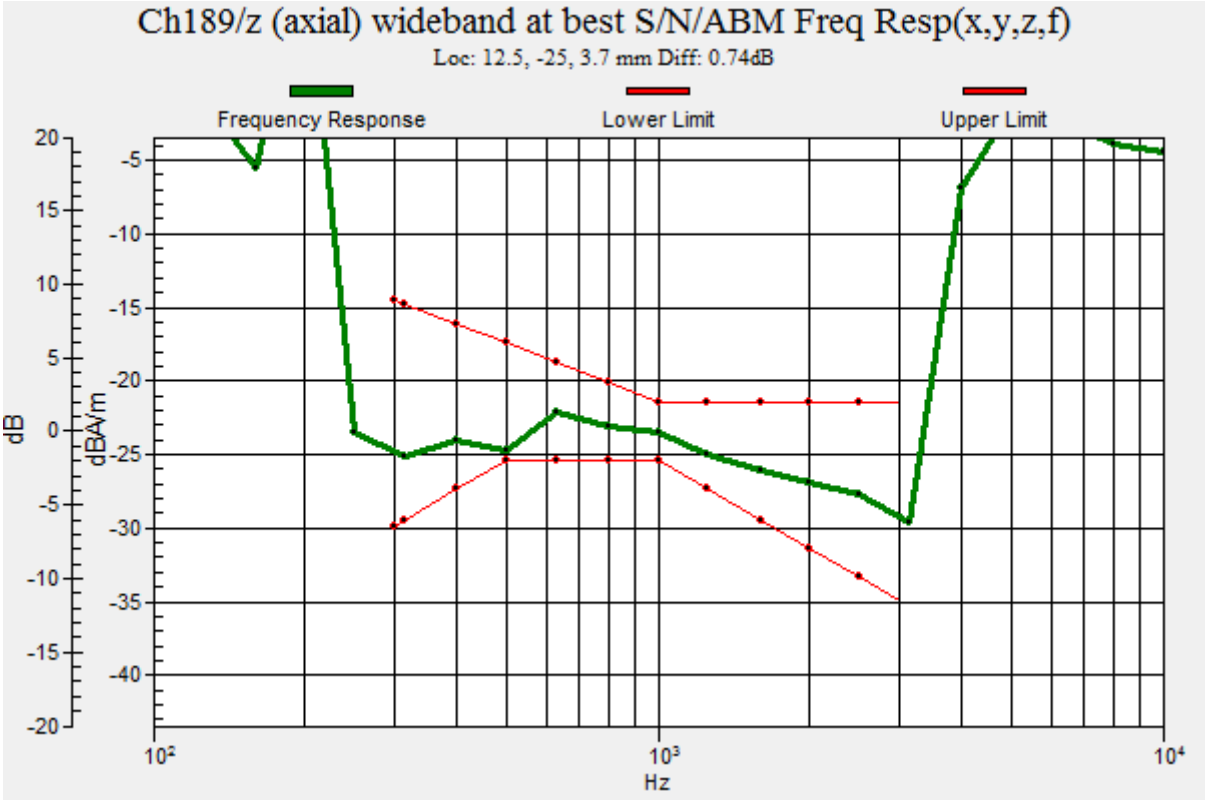
Ch189/z (axial) wideband at best S/N/ABM Freq Resp(x,y,z,f)
Loc: 12.5, -25, 3.7 mm Diff: 0.74dB
Frequency Response
Lower Limit
Upper Limit
dB
dBA/m
Hz

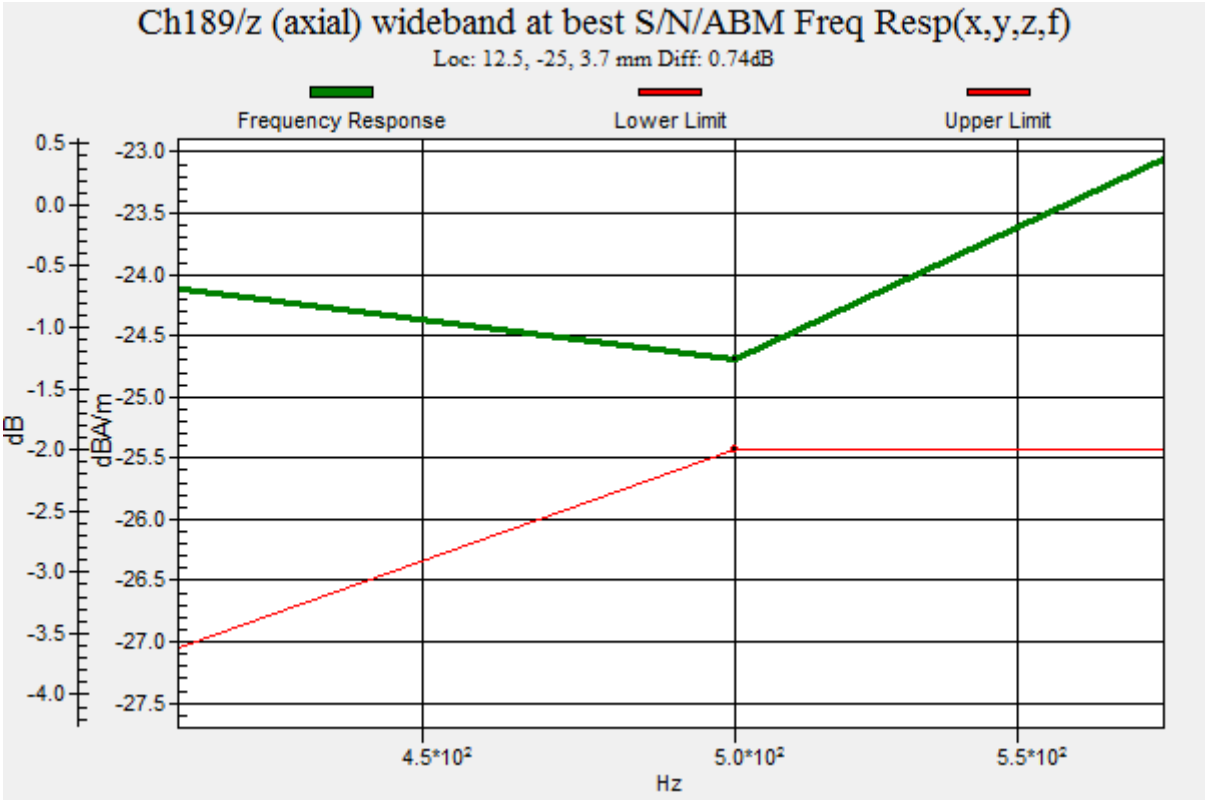
Ch189/z (axial) wideband at best S/N/ABM Freq Resp(x,y,z,f)
Loc: 12.5, -25, 3.7 mm Diff: 0.74dB
Frequency Response
Lower Limit
Upper Limit
dB
dBA/m
Hz

HAC_T-Coil_GSM850_GSM Voice_Ch189_Y

Communication System: UID 0, Generic GSM (0); Frequency: 836.6 MHz;Duty Cycle: 1:8.30042
Medium: Air Medium parameters used: $\sigma = 0$ S/m, $\varepsilon_r = 1$; $\rho = 0$ kg/m^3
Ambient Temperature：23.2 ℃

DASY5 Configuration:
- Probe: AM1DV2 - 1048; ; Calibrated: 2022.02.22
- Sensor-Surface: 0mm (Fix Surface)
- Electronics: DAE4 Sn480; Calibrated: 2021.06.22
- Phantom: HAC Test Arch with AMCC; Type: SD HAC P01 BA;
- Measurement SW: DASY52, Version 52.8 (8); SEMCAD X Version 14.6.10 (7331)

Ch189/y (transversal) 4.2mm 50 x 50/ABM SNR(x,y,z) (13x13x1): Measurement grid: dx=10mm, dy=10mm
ABM1/ABM2 = 25.94 dB
ABM1 comp = -17.69 dBA/m
BWC Factor = 0.01 dB
Location: 0, -4.2, 3.7 mm

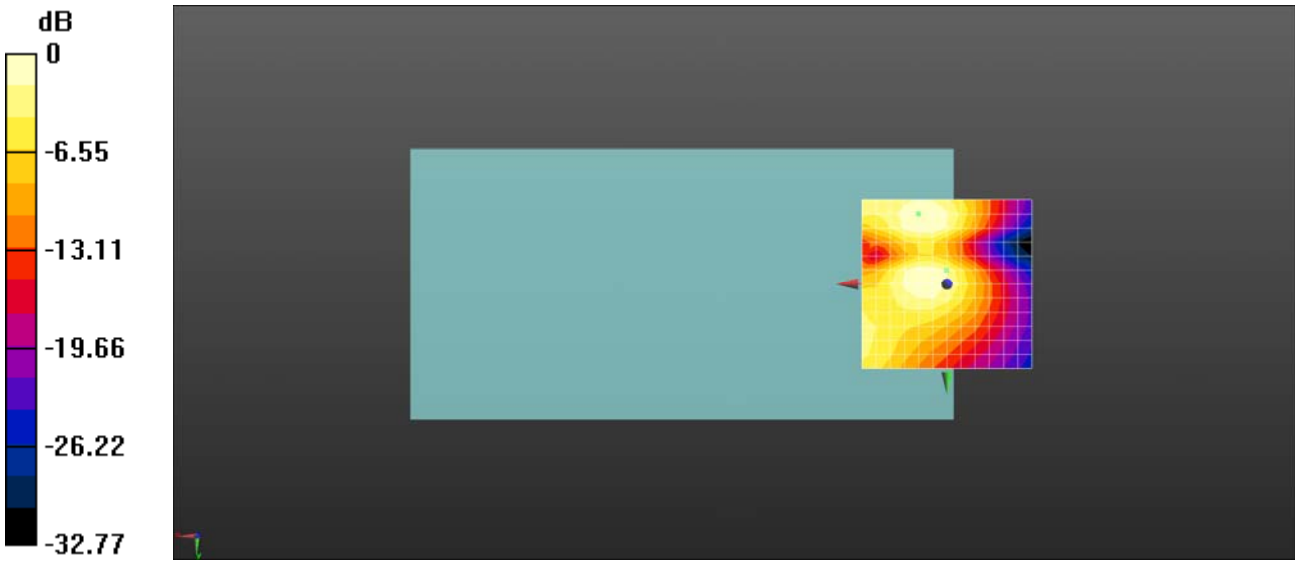

0 dB = 19.81 = 25.94 dB

HAC_T-Coil_GSM1900_GSM Voice_Ch661_Z

Communication System: UID 0, Generic GSM (0); Frequency: 1880 MHz;Duty Cycle: 1:8.30042
Medium: Air Medium parameters used: $\sigma = 0$ S/m, $\varepsilon_r = 1$; $\rho = 0$ kg/m^3
Ambient Temperature：23.2 ℃

DASY5 Configuration:
- Probe: AM1DV2 - 1048; ; Calibrated: 2022.02.22
- Sensor-Surface: 0mm (Fix Surface)
- Electronics: DAE4 Sn480; Calibrated: 2021.06.22
- Phantom: HAC Test Arch with AMCC; Type: SD HAC P01 BA;
- Measurement SW: DASY52, Version 52.8 (8); SEMCAD X Version 14.6.10 (7331)

Ch661/z (axial) 4.2mm 50 x 50/ABM SNR(x,y,z) (13x13x1): Measurement grid: dx=10mm, dy=10mm
ABM1/ABM2 = 24.80 dB
ABM1 comp = -10.30 dBA/m
BWC Factor = 0.0081 dB
Location: 8.3, -4.2, 3.7 mm



0 dB = 17.38 = 24.80 dB

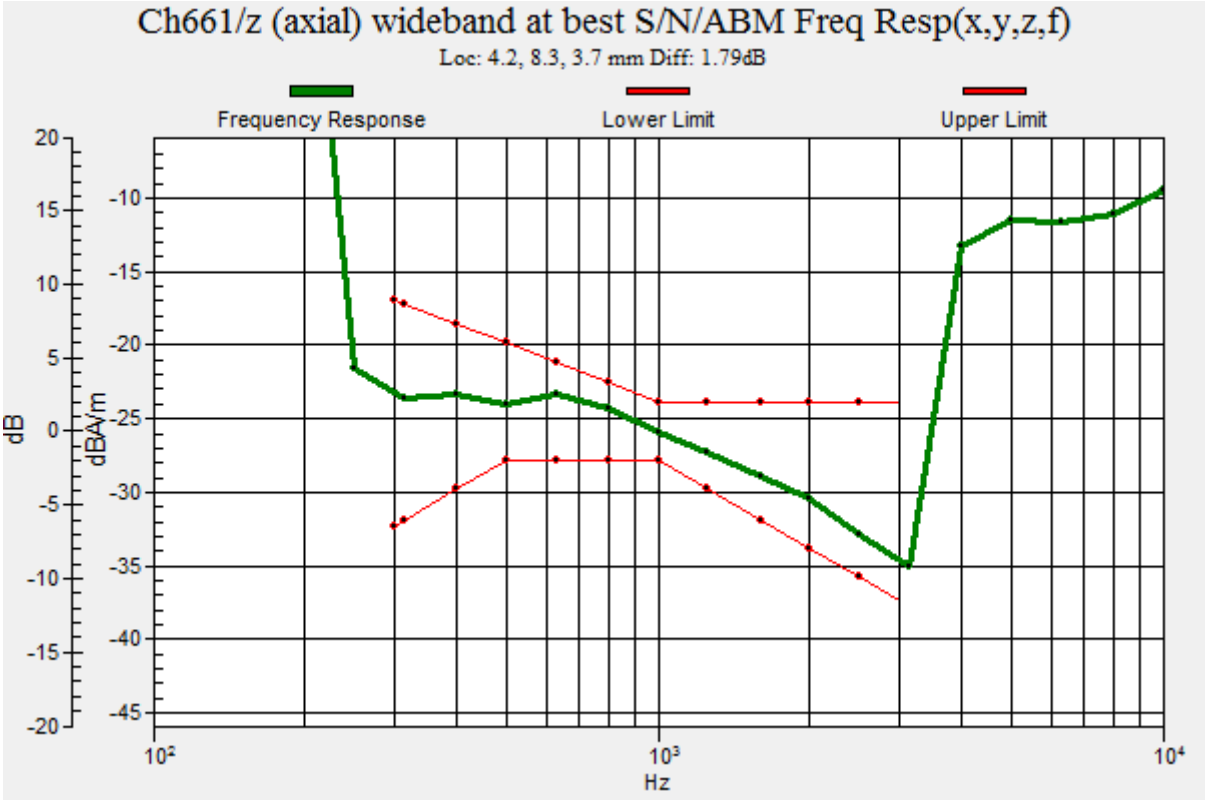
Ch661/z (axial) wideband at best S/N/ABM Freq Resp(x,y,z,f)
Loc: 4.2, 8.3, 3.7 mm Diff: 1.79dB
Frequency Response
Lower Limit
Upper Limit
dB
dBA/m
Hz

HAC_T-Coil_GSM1900_GSM Voice_Ch661_Y

Communication System: UID 0, Generic GSM (0); Frequency: 1880 MHz;Duty Cycle: 1:8.30042
Medium: Air Medium parameters used: $\sigma = 0$ S/m, $\varepsilon_r = 1$; $\rho = 0$ kg/m^3
Ambient Temperature：23.2 ℃

DASY5 Configuration:
- Probe: AM1DV2 - 1048; ; Calibrated: 2022.02.22
- Sensor-Surface: 0mm (Fix Surface)
- Electronics: DAE4 Sn480; Calibrated: 2021.06.22
- Phantom: HAC Test Arch with AMCC; Type: SD HAC P01 BA;
- Measurement SW: DASY52, Version 52.8 (8); SEMCAD X Version 14.6.10 (7331)

Ch661/y (transversal) 4.2mm 50 x 50/ABM SNR(x,y,z) (13x13x1): Measurement grid: dx=10mm, dy=10mm
ABM1/ABM2 = 24.16 dB
ABM1 comp = -17.05 dBA/m
BWC Factor = 0.0081 dB
Location: 0, 0, 3.7 mm



0 dB = 16.14 = 24.16 dB

HAC_T-Coil_WCDMA Band II_AMR 12.12Kbps_Ch9400_Z

Communication System: UID 10011 - CAB, UMTS-FDD (WCDMA); Frequency: 1880 MHz;Duty Cycle: 1:1.95434
Medium: Air Medium parameters used: $\sigma = 0$ S/m, $\varepsilon_r = 1$; $\rho = 0$ kg/m^3
Ambient Temperature：23.2 ℃

DASY5 Configuration:
- Probe: AM1DV2 - 1048; ; Calibrated: 2022.02.22
- Sensor-Surface: 0mm (Fix Surface)
- Electronics: DAE4 Sn480; Calibrated: 2021.06.22
- Phantom: HAC Test Arch with AMCC; Type: SD HAC P01 BA;
- Measurement SW: DASY52, Version 52.8 (8); SEMCAD X Version 14.6.10 (7331)

Ch9400/z (axial) 4.2mm 50 x 50/ABM SNR(x,y,z) (13x13x1): Measurement grid: dx=10mm, dy=10mm
ABM1/ABM2 = 38.06 dB
ABM1 comp = -10.42 dBA/m
BWC Factor = 0.02 dB
Location: 4.2, -12.5, 3.7 mm

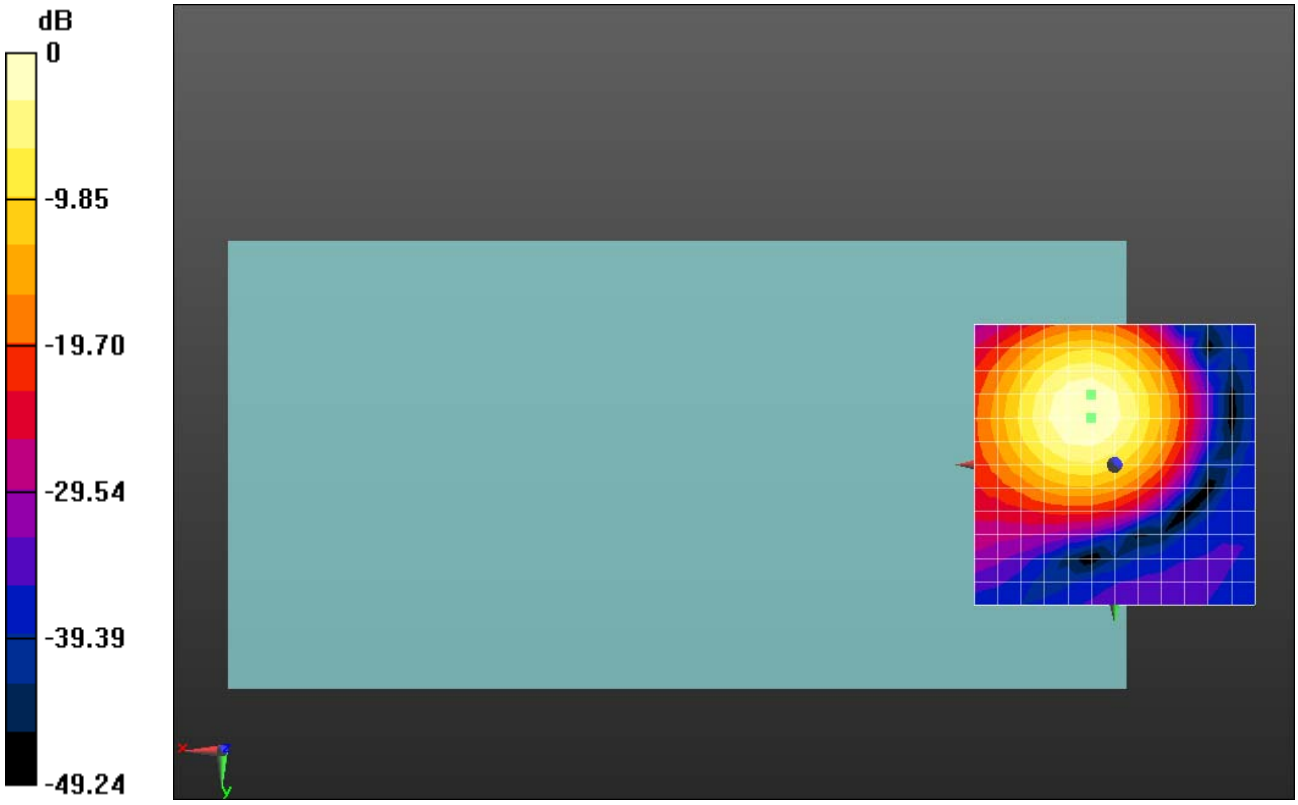

0 dB = 79.95 = 38.06 dB

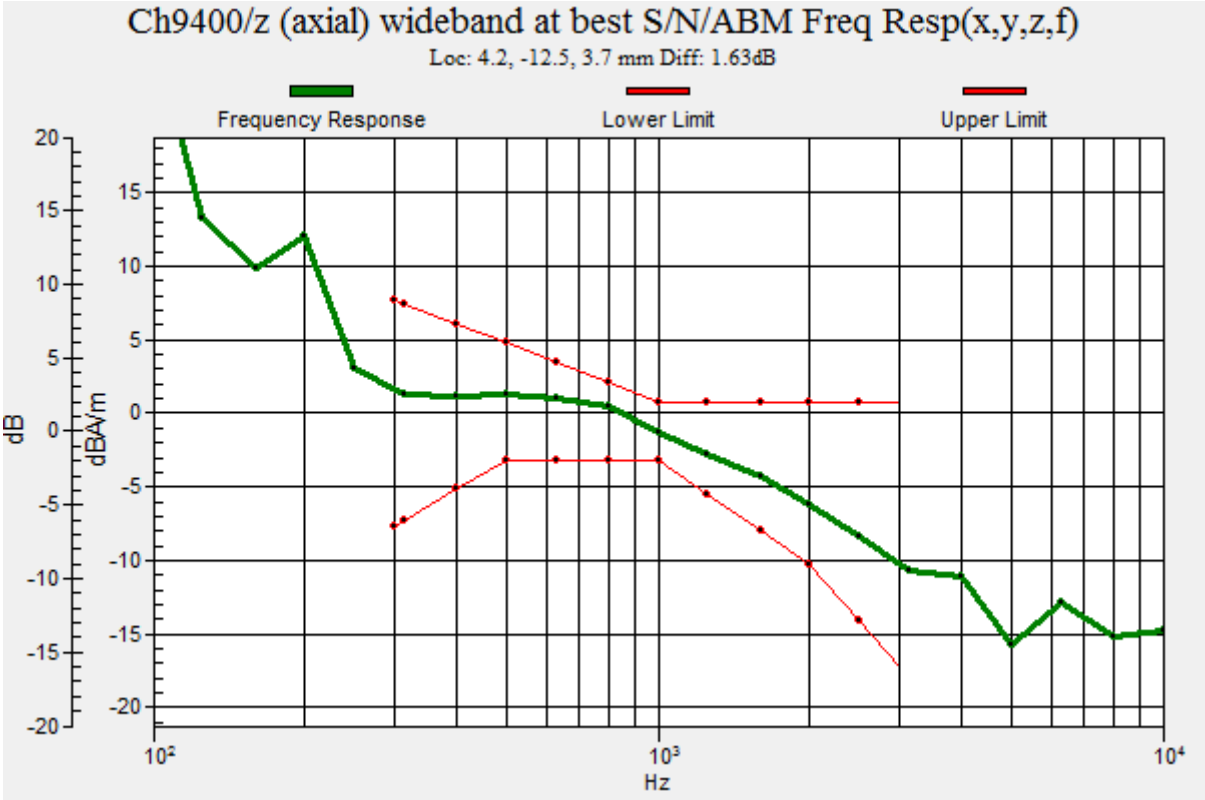
Ch9400/z (axial) wideband at best S/N/ABM Freq Resp(x,y,z,f)
Loc: 4.2, -12.5, 3.7 mm Diff: 1.63dB
Frequency Response
Lower Limit
Upper Limit
dB
dBA/m
Hz

HAC_T-Coil_WCDMA Band II_AMR 12.12Kbps_Ch9400_Y

Communication System: UID 10011 - CAB, UMTS-FDD (WCDMA); Frequency: 1880 MHz;Duty Cycle: 1:1.95434
Medium: Air Medium parameters used: $\sigma = 0$ S/m, $\varepsilon_r = 1$; $\rho = 0$ kg/m^3
Ambient Temperature：23.2 ℃

DASY5 Configuration:
- Probe: AM1DV2 - 1048; ; Calibrated: 2022.02.22
- Sensor-Surface: 0mm (Fix Surface)
- Electronics: DAE4 Sn480; Calibrated: 2021.06.22
- Phantom: HAC Test Arch with AMCC; Type: SD HAC P01 BA;
- Measurement SW: DASY52, Version 52.8 (8); SEMCAD X Version 14.6.10 (7331)

Ch9400/y (transversal) 4.2mm 50 x 50/ABM SNR(x,y,z) (13x13x1): Measurement grid: dx=10mm, dy=10mm
ABM1/ABM2 = 35.28 dB
ABM1 comp = -14.40 dBA/m
BWC Factor = 0.02 dB
Location: 4.2, 0, 3.7 mm



0 dB = 58.10 = 35.28 dB

HAC_T-Coil_WCDMA Band IV_AMR 12.12Kbps_Ch1413_Z

Communication System: UID 10011 - CAB, UMTS-FDD (WCDMA); Frequency: 1732.4 MHz;Duty Cycle: 1:1.95434
Medium: Air Medium parameters used: $\sigma = 0$ S/m, $\varepsilon_r = 1$; $\rho = 0$ kg/m^3
Ambient Temperature：23.2 ℃

DASY5 Configuration:
- Probe: AM1DV2 - 1048; ; Calibrated: 2022.02.22
- Sensor-Surface: 0mm (Fix Surface)
- Electronics: DAE4 Sn480; Calibrated: 2021.06.22
- Phantom: HAC Test Arch with AMCC; Type: SD HAC P01 BA;
- Measurement SW: DASY52, Version 52.8 (8); SEMCAD X Version 14.6.10 (7331)

Ch1413/z (axial) 4.2mm 50 x 50/ABM SNR(x,y,z) (13x13x1): Measurement grid: dx=10mm, dy=10mm
ABM1/ABM2 = 38.05 dB
ABM1 comp = -11.74 dBA/m
BWC Factor = 0.01 dB
Location: 0, -8.3, 3.7 mm

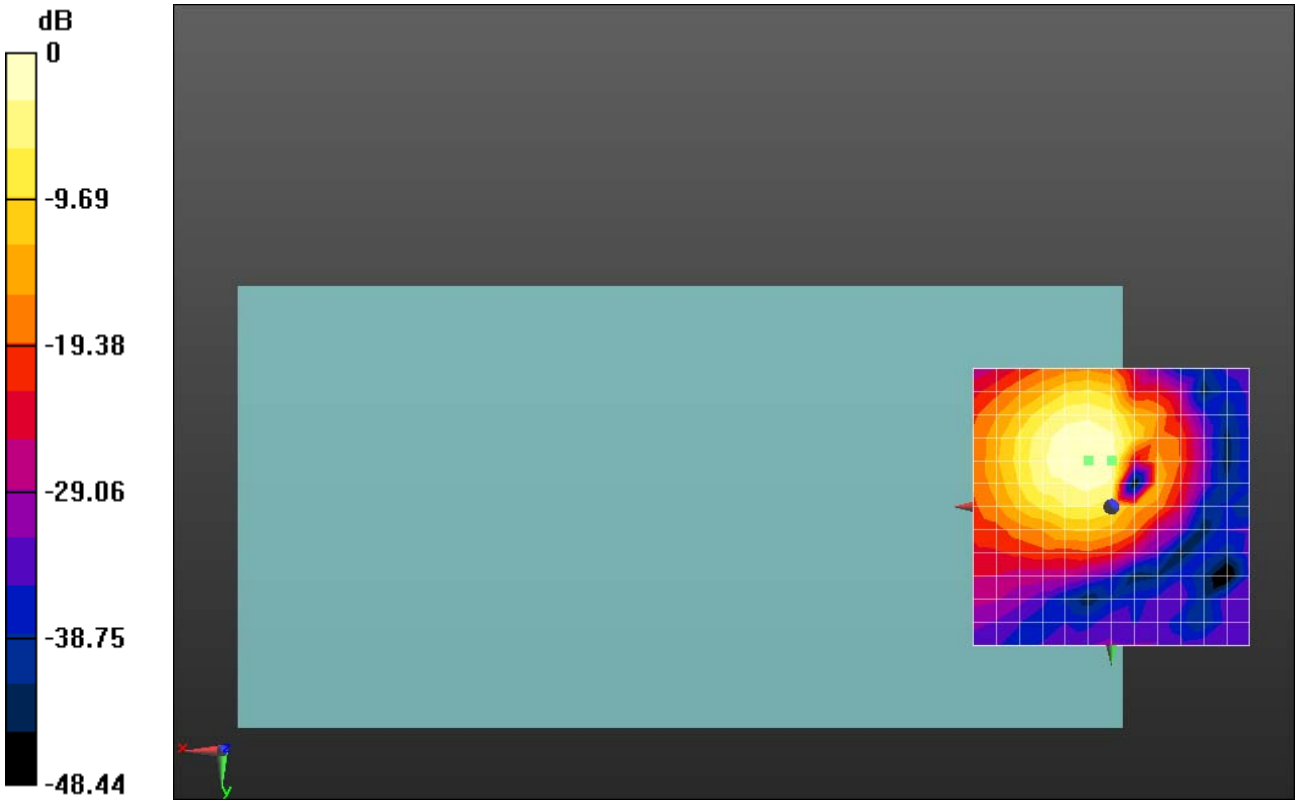

0 dB = 79.88 = 38.05 dB

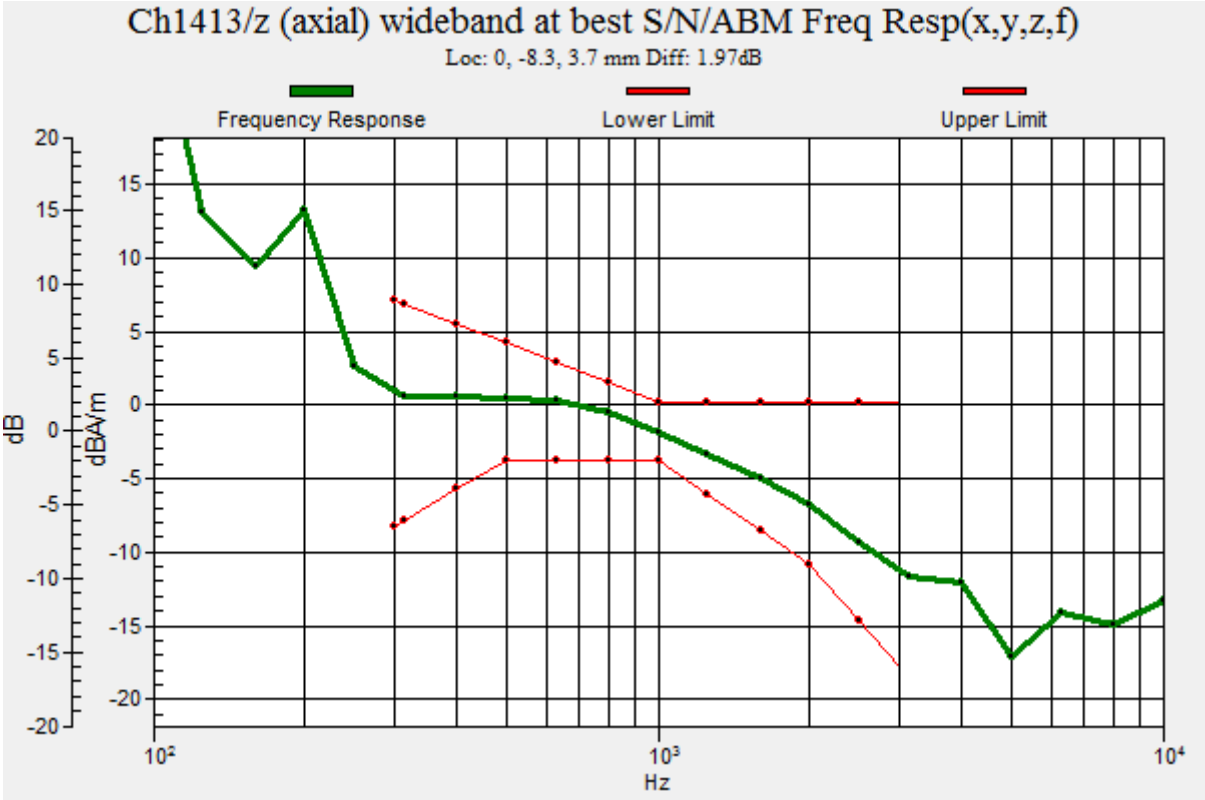
Ch1413/z (axial) wideband at best S/N/ABM Freq Resp(x,y,z,f)
Loc: 0, -8.3, 3.7 mm Diff: 1.97dB
Frequency Response
Lower Limit
Upper Limit
dB
dBA/m
Hz

HAC_T-Coil_WCDMA Band IV_AMR 12.12Kbps_Ch1413_Y

Communication System: UID 10011 - CAB, UMTS-FDD (WCDMA); Frequency: 1732.4 MHz;Duty Cycle: 1:1.95434
Medium: Air Medium parameters used: $\sigma = 0$ S/m, $\varepsilon_r = 1$; $\rho = 0$ kg/m^3
Ambient Temperature：23.2 ℃

DASY5 Configuration:
- Probe: AM1DV2 - 1048; ; Calibrated: 2022.02.22
- Sensor-Surface: 0mm (Fix Surface)
- Electronics: DAE4 Sn480; Calibrated: 2021.06.22
- Phantom: HAC Test Arch with AMCC; Type: SD HAC P01 BA;
- Measurement SW: DASY52, Version 52.8 (8); SEMCAD X Version 14.6.10 (7331)

Ch1413/y (transversal) 4.2mm 50 x 50/ABM SNR(x,y,z) (13x13x1): Measurement grid: dx=10mm, dy=10mm
ABM1/ABM2 = 34.26 dB
ABM1 comp = -14.50 dBA/m
BWC Factor = 0.0066 dB
Location: 8.3, -16.7, 3.7 mm



0 dB = 51.66 = 34.26 dB

HAC_T-Coil_WCDMA Band V_AMR 12.12Kbps_Ch4182_Z

Communication System: UID 10011 - CAB, UMTS-FDD (WCDMA); Frequency: 836.4 MHz;Duty Cycle: 1:1.95434
Medium: Air Medium parameters used: $\sigma = 0$ S/m, $\varepsilon_r = 1$; $\rho = 0$ kg/m^3
Ambient Temperature：23.2 ℃

DASY5 Configuration:
- Probe: AM1DV2 - 1048; ; Calibrated: 2022.02.22
- Sensor-Surface: 0mm (Fix Surface)
- Electronics: DAE4 Sn480; Calibrated: 2021.06.22
- Phantom: HAC Test Arch with AMCC; Type: SD HAC P01 BA;
- Measurement SW: DASY52, Version 52.8 (8); SEMCAD X Version 14.6.10 (7331)

Ch4182/z (axial) 4.2mm 50 x 50/ABM SNR(x,y,z) (13x13x1): Measurement grid: dx=10mm, dy=10mm
ABM1/ABM2 = 38.24 dB
ABM1 comp = -11.09 dBA/m
BWC Factor = 0.01 dB
Location: 0, -8.3, 3.7 mm

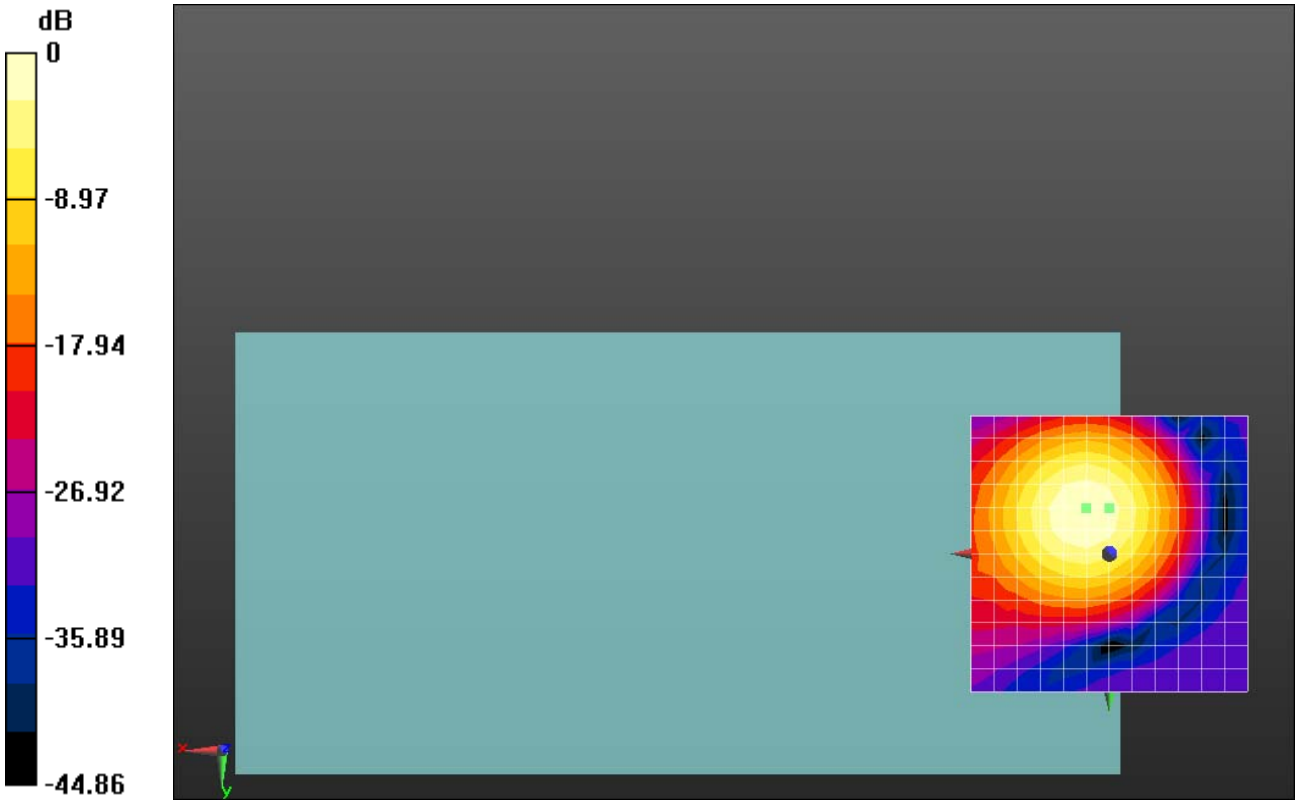

0 dB = 81.65 = 38.24 dB

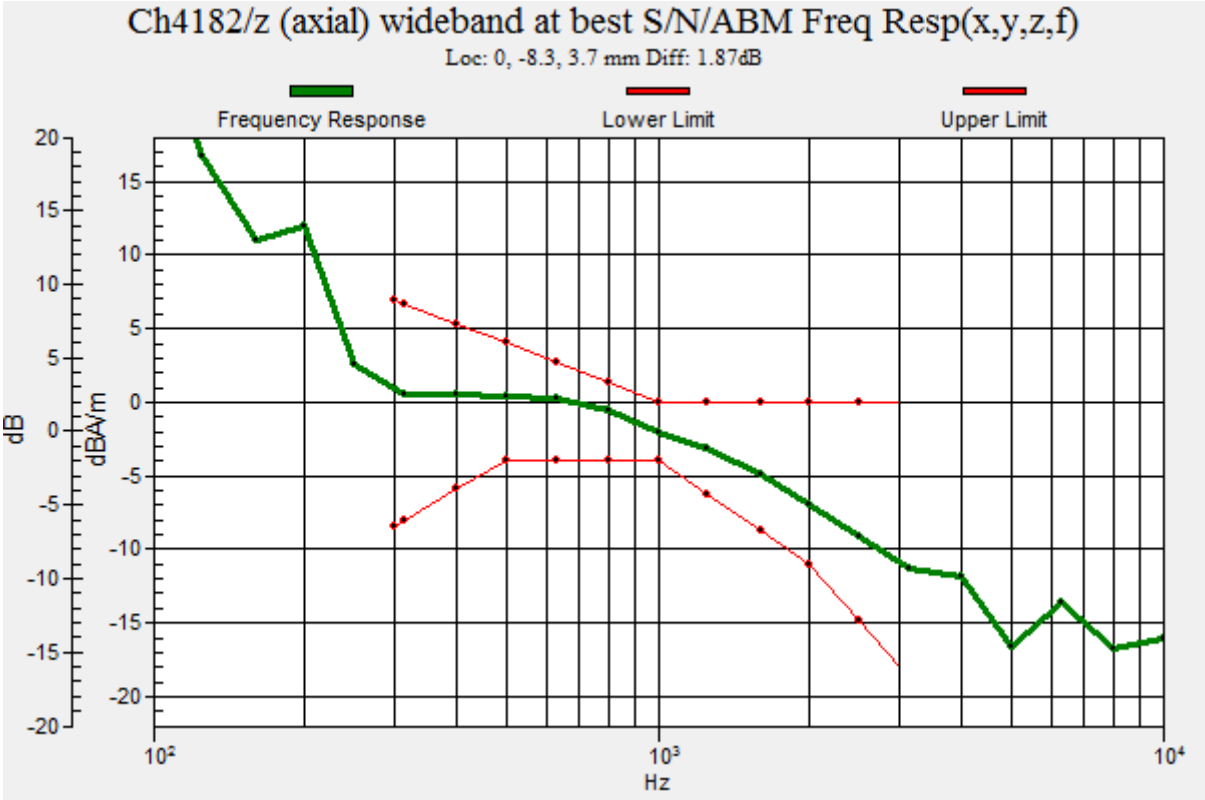
Ch4182/z (axial) wideband at best S/N/ABM Freq Resp(x,y,z,f)
Loc: 0, -8.3, 3.7 mm Diff: 1.87dB
Frequency Response
Lower Limit
Upper Limit
dB
dBA/m
Hz

HAC_T-Coil_WCDMA Band V_AMR 12.12Kbps_Ch4182_Y

Communication System: UID 10011 - CAB, UMTS-FDD (WCDMA); Frequency: 836.4 MHz;Duty Cycle: 1:1.95434
Medium: Air Medium parameters used: $\sigma = 0$ S/m, $\varepsilon_r = 1$; $\rho = 0$ kg/m^3
Ambient Temperature：23.2 ℃

DASY5 Configuration:
- Probe: AM1DV2 - 1048; ; Calibrated: 2022.02.22
- Sensor-Surface: 0mm (Fix Surface)
- Electronics: DAE4 Sn480; Calibrated: 2021.06.22
- Phantom: HAC Test Arch with AMCC; Type: SD HAC P01 BA;
- Measurement SW: DASY52, Version 52.8 (8); SEMCAD X Version 14.6.10 (7331)

Ch4182/y (transversal) 4.2mm 50 x 50/ABM SNR(x,y,z) (13x13x1): Measurement grid: dx=10mm, dy=10mm
ABM1/ABM2 = 35.11 dB
ABM1 comp = -14.52 dBA/m
BWC Factor = 0.0095 dB
Location: 4.2, -16.7, 3.7 mm



0 dB = 56.95 = 35.11 dB

HAC_T-Coil_CDMA 2000_BC0_Ch384_Z

Communication System: UID 10276 - CAB, CDMA2000 (1xRTT, RC1, 1/8 Rate); Frequency: 836.52 MHz;Duty Cycle: 1:19.8153
Medium: Air Medium parameters used: $\sigma = 0$ S/m, $\varepsilon_r = 1$; $\rho = 0$ kg/m^3
Ambient Temperature：23.2 ℃； Liquid Temperature：22.1 ℃

DASY5 Configuration:
- Probe: AM1DV2 - 1048; ; Calibrated: 2022.02.22
- Sensor-Surface: 0mm (Fix Surface)
- Electronics: DAE4 Sn480; Calibrated: 2021.06.22
- Phantom: HAC Test Arch with AMCC; Type: SD HAC P01 BA;
- Measurement SW: DASY52, Version 52.8 (8); SEMCAD X Version 14.6.10 (7331)

Ch384/z (axial) 4.2mm 50 x 50/ABM SNR(x,y,z) (13x13x1): Measurement grid: dx=10mm, dy=10mm
ABM1/ABM2 = 38.89 dB
ABM1 comp = -5.65 dBA/m
BWC Factor = 0.02 dB
Location: 4.2, -12.5, 3.7 mm

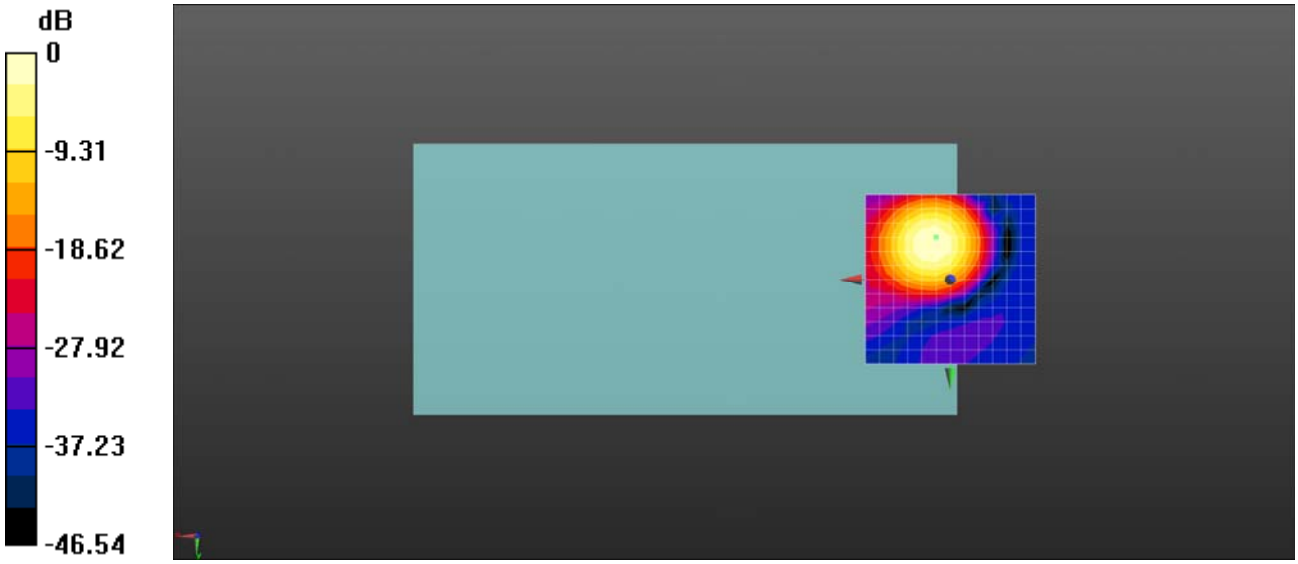

0 dB = 88.01 = 38.89 dB

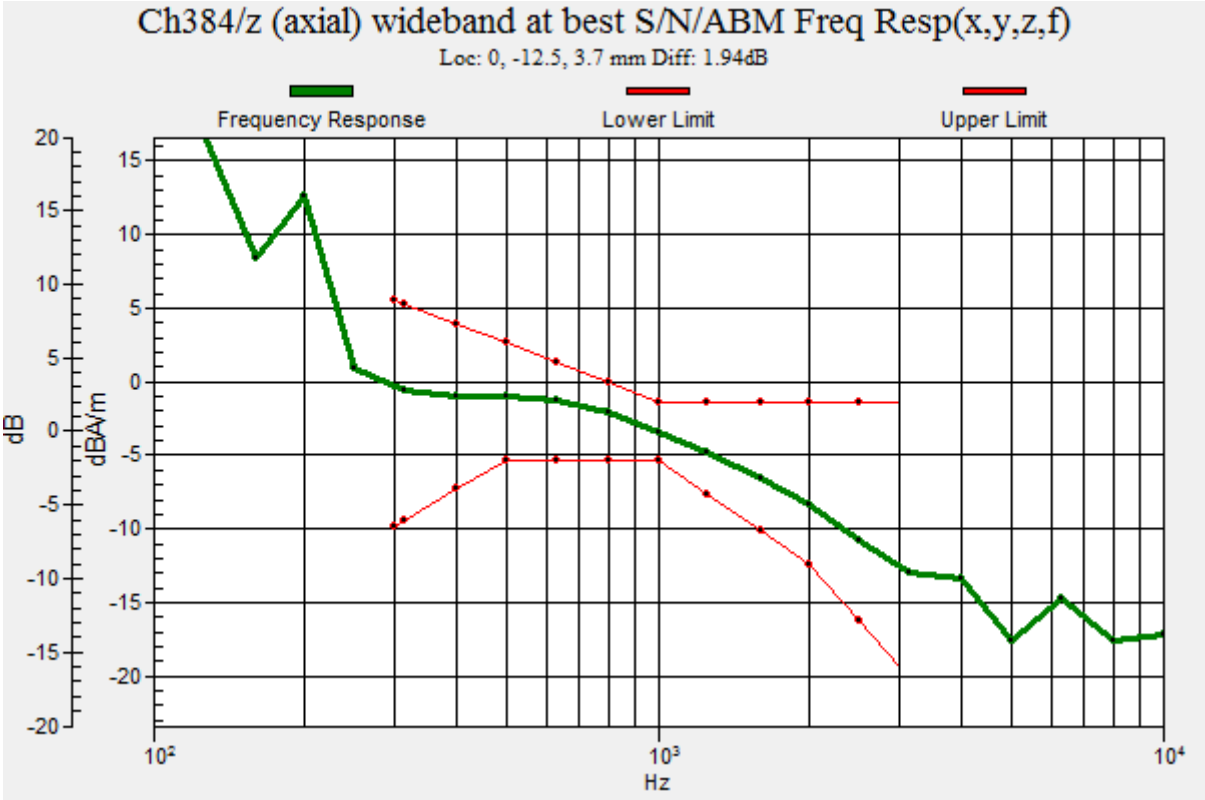
Ch384/z (axial) wideband at best S/N/ABM Freq Resp(x,y,z,f)
Loc: 0, -12.5, 3.7 mm Diff: 1.94dB
Frequency Response
Lower Limit
Upper Limit
dB
dBA/m
Hz

HAC_T-Coil_CDMA 2000_BC0_Ch384_Y

Communication System: UID 10276 - CAB, CDMA2000 (1xRTT, RC1, 1/8 Rate); Frequency: 836.52 MHz;Duty Cycle: 1:19.8153
Medium: Air Medium parameters used: $\sigma = 0$ S/m, $\varepsilon_r = 1$; $\rho = 0$ kg/m^3
Ambient Temperature：23.2 ℃

DASY5 Configuration:
- Probe: AM1DV2 - 1048; ; Calibrated: 2022.02.22
- Sensor-Surface: 0mm (Fix Surface)
- Electronics: DAE4 Sn480; Calibrated: 2021.06.22
- Phantom: HAC Test Arch with AMCC; Type: SD HAC P01 BA;
- Measurement SW: DASY52, Version 52.8 (8); SEMCAD X Version 14.6.10 (7331)

Ch384/y (transversal) 4.2mm 50 x 50/ABM SNR(x,y,z) (13x13x1): Measurement grid: dx=10mm, dy=10mm
ABM1/ABM2 = 33.57 dB
ABM1 comp = -13.92 dBA/m
BWC Factor = 0.02 dB
Location: 4.2, -20.8, 3.7 mm



0 dB = 47.71 = 33.57 dB

HAC_T-Coil_CDMA 2000_BC1_Ch600_Z

Communication System: UID 10276 - CAB, CDMA2000 (1xRTT, RC1, 1/8 Rate); Frequency: 1880 MHz;Duty Cycle: 1:19.8153
Medium: Air Medium parameters used: $\sigma = 0$ S/m, $\varepsilon_r = 1$; $\rho = 0$ kg/m^3
Ambient Temperature：23.2 ℃

DASY5 Configuration:
- Probe: AM1DV2 - 1048; ; Calibrated: 2022.02.22
- Sensor-Surface: 0mm (Fix Surface)
- Electronics: DAE4 Sn480; Calibrated: 2021.06.22
- Phantom: HAC Test Arch with AMCC; Type: SD HAC P01 BA;
- Measurement SW: DASY52, Version 52.8 (8); SEMCAD X Version 14.6.10 (7331)

Ch600/z (axial) 4.2mm 50 x 50/ABM SNR(x,y,z) (13x13x1): Measurement grid: dx=10mm, dy=10mm
ABM1/ABM2 = 35.88 dB
ABM1 comp = -14.04 dBA/m
BWC Factor = 0.02 dB
Location: 0, -8.3, 3.7 mm

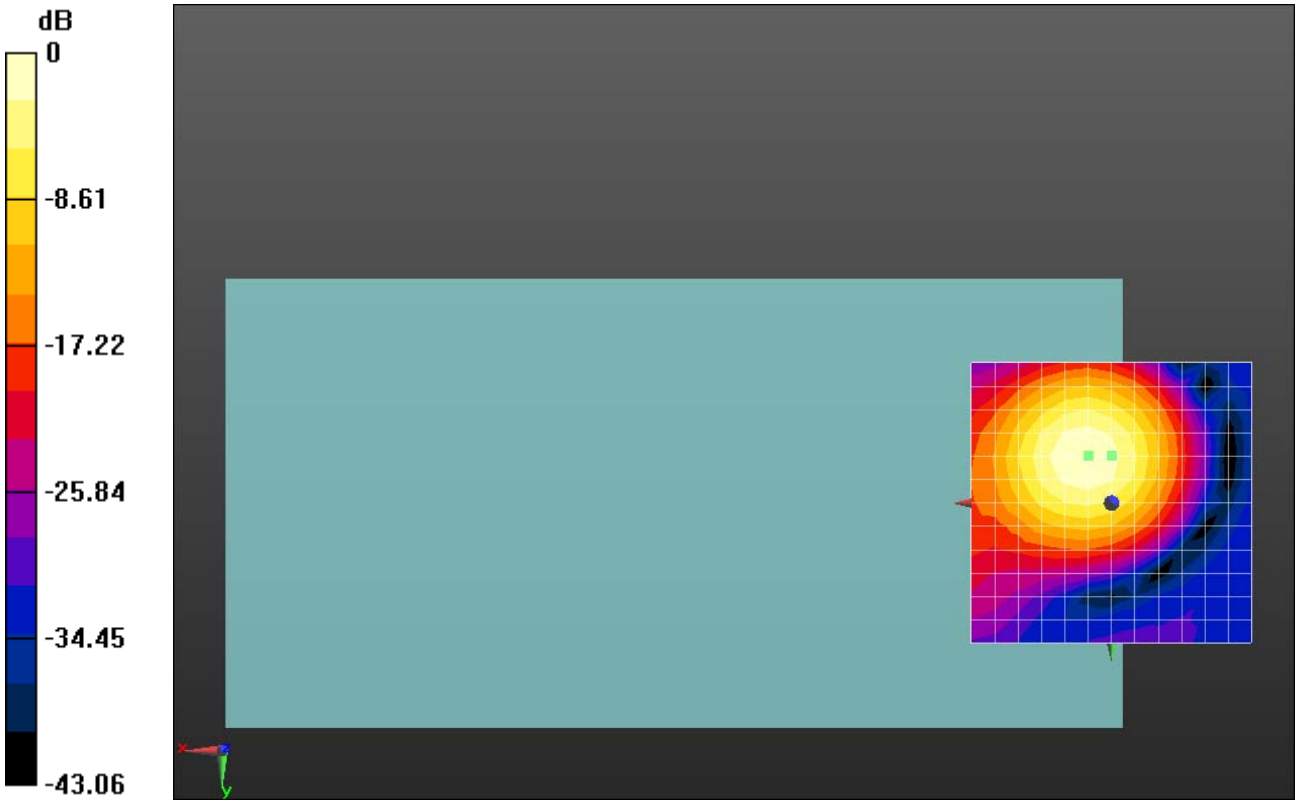

0 dB = 62.23 = 35.88 dB

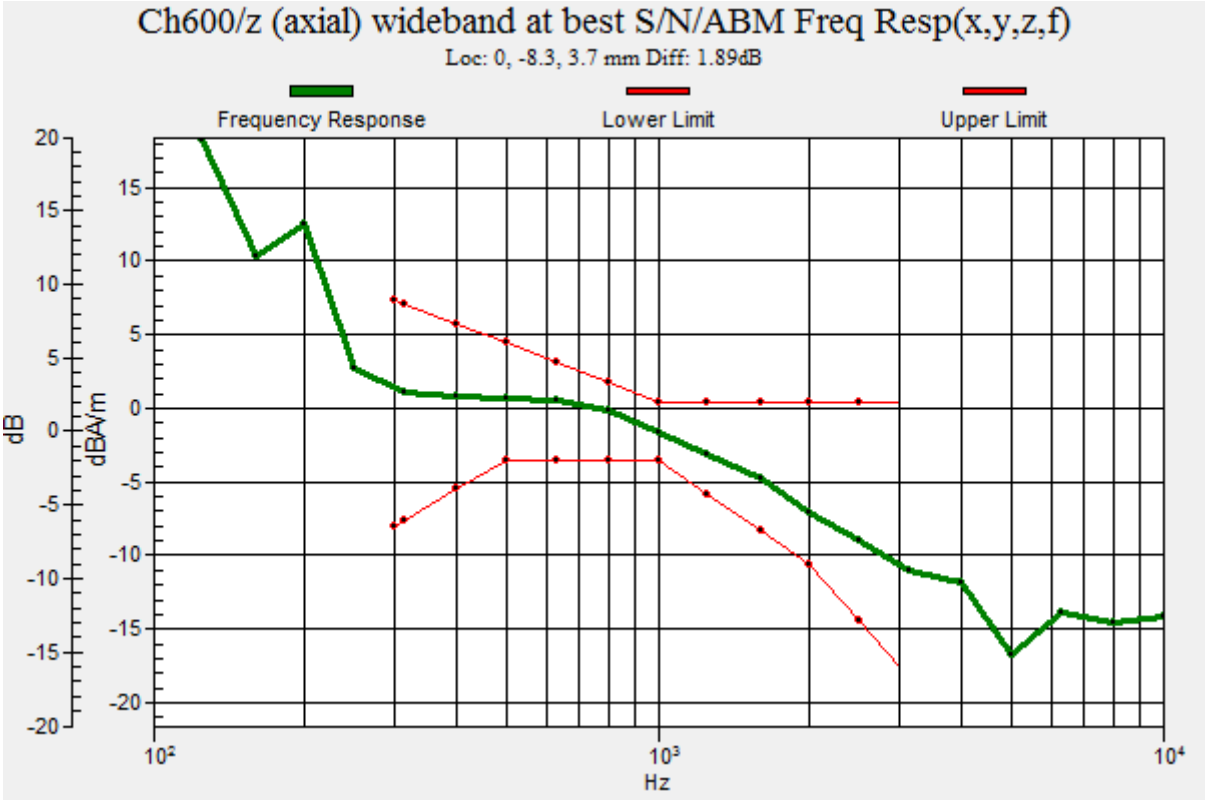
Ch600/z (axial) wideband at best S/N/ABM Freq Resp(x,y,z,f)
Loc: 0, -8.3, 3.7 mm Diff: 1.89dB
Frequency Response
Lower Limit
Upper Limit
dB
dBA/m
Hz

HAC_T-Coil_CDMA 2000_BC1_Ch600_Y

Communication System: UID 10276 - CAB, CDMA2000 (1xRTT, RC1, 1/8 Rate); Frequency: 1880 MHz;Duty Cycle: 1:19.8153
Medium: Air Medium parameters used: $\sigma = 0$ S/m, $\varepsilon_r = 1$; $\rho = 0$ kg/m^3
Ambient Temperature：23.2 ℃

DASY5 Configuration:
- Probe: AM1DV2 - 1048; ; Calibrated: 2022.02.22
- Sensor-Surface: 0mm (Fix Surface)
- Electronics: DAE4 Sn480; Calibrated: 2021.06.22
- Phantom: HAC Test Arch with AMCC; Type: SD HAC P01 BA;
- Measurement SW: DASY52, Version 52.8 (8); SEMCAD X Version 14.6.10 (7331)

Ch600/y (transversal) 4.2mm 50 x 50/ABM SNR(x,y,z) (13x13x1): Measurement grid: dx=10mm, dy=10mm
ABM1/ABM2 = 35.68 dB
ABM1 comp = -13.87 dBA/m
BWC Factor = 0.02 dB
Location: 4.2, -20.8, 3.7 mm



0 dB = 60.82 = 35.68 dB

HAC_T-Coil_LTE Band 2_20MHz_QPSK_1RB_0offset_12.2Kbps_Ch18900_Z

Communication System: UID 10169 - CAB, LTE-FDD (SC-FDMA, 1 RB, 20 MHz, QPSK);
Frequency: 1880 MHz;Duty Cycle: 1:3.74111
Medium: Air Medium parameters used: $\sigma = 0$ S/m, $\varepsilon_r = 1$; $\rho = 0$ kg/m^3
Ambient Temperature：23.2 ℃

DASY5 Configuration:
- Probe: AM1DV2 - 1048; ; Calibrated: 2022.02.22
- Sensor-Surface: 0mm (Fix Surface)
- Electronics: DAE4 Sn480; Calibrated: 2021.06.22
- Phantom: HAC Test Arch with AMCC; Type: SD HAC P01 BA;
- Measurement SW: DASY52, Version 52.8 (8); SEMCAD X Version 14.6.10 (7331)

Ch18900/z (axial) 4.2mm 50 x 50/ABM SNR(x,y,z) (13x13x1): Measurement grid: dx=10mm, dy=10mm
ABM1/ABM2 = 27.35 dB
ABM1 comp = -9.26 dBA/m
BWC Factor = 0.01 dB
Location: -4.2, 0, 3.7 mm

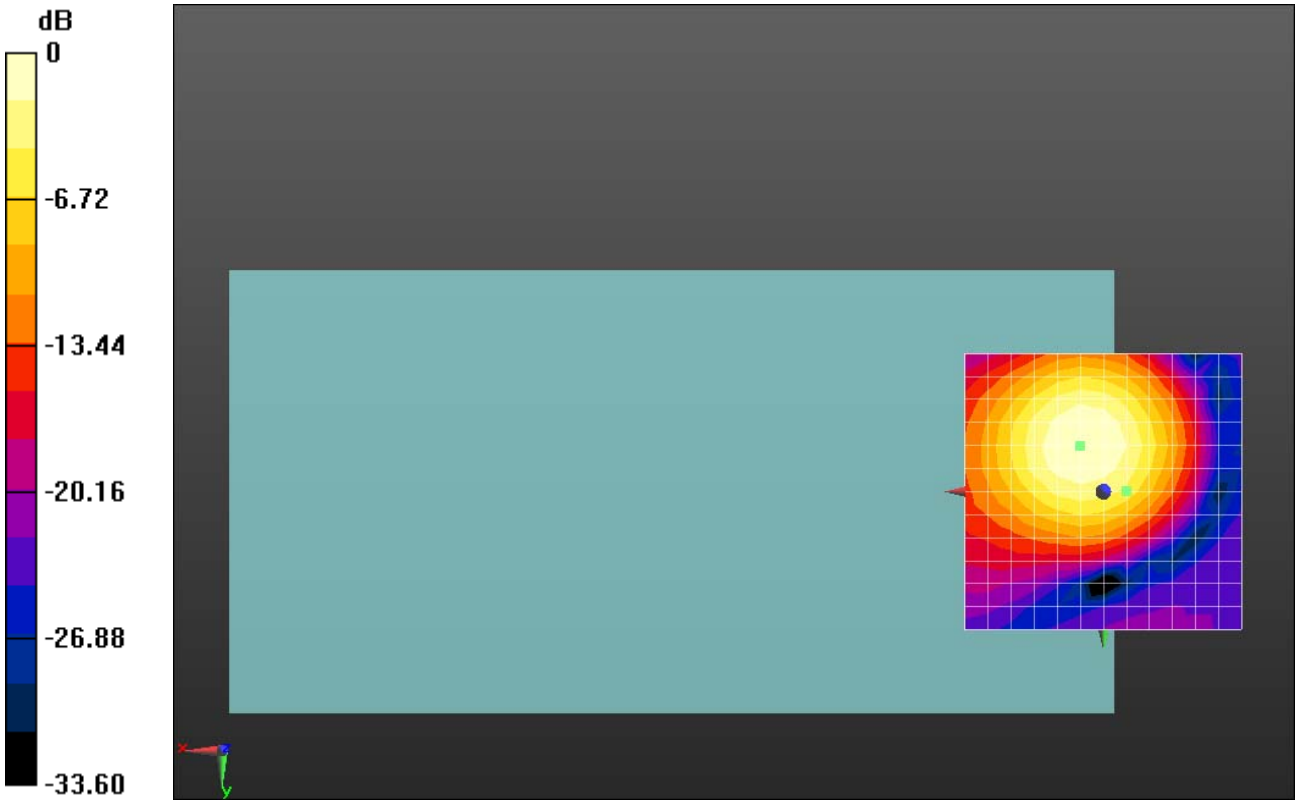

0 dB = 23.30 = 27.35 dB

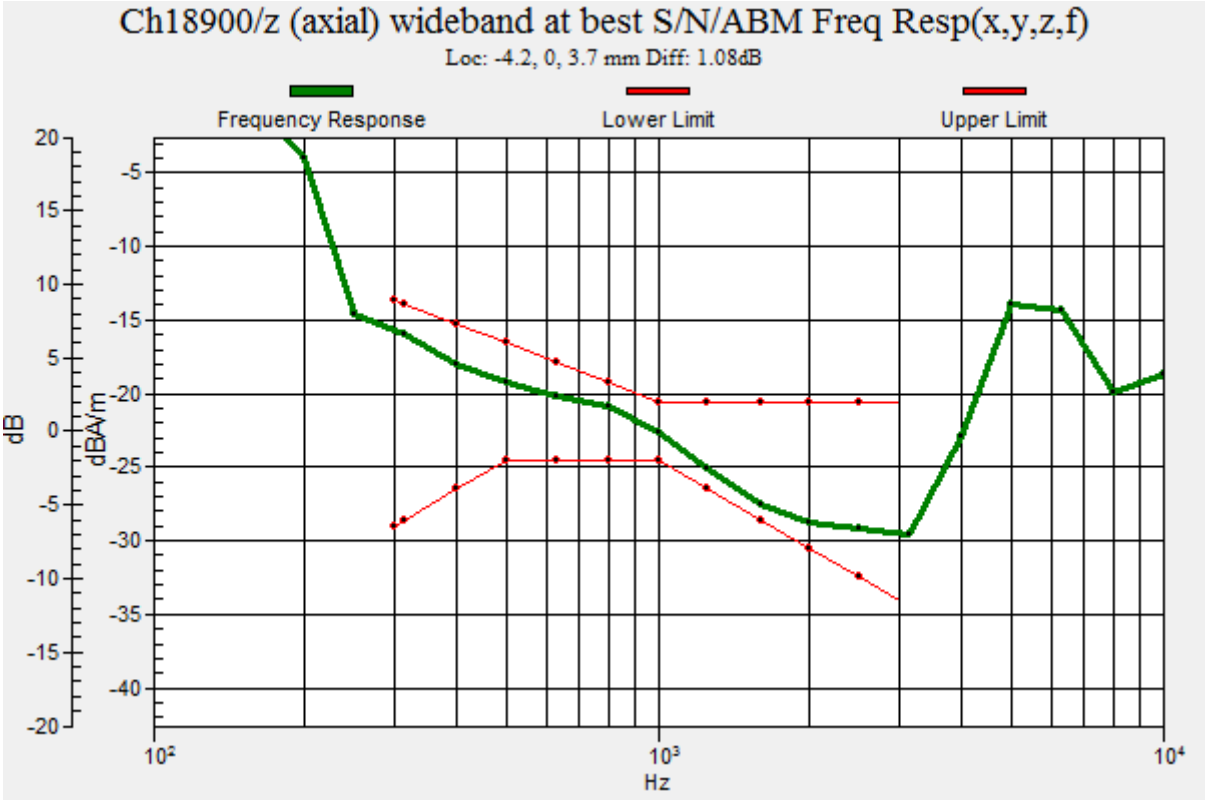
Ch18900/z (axial) wideband at best S/N/ABM Freq Resp(x,y,z,f)
Loc: -4.2, 0, 3.7 mm Diff: 1.08dB
Frequency Response
Lower Limit
Upper Limit
dB
dBA/m
Hz

HAC_T-Coil_LTE Band 2_20MHz_QPSK_1RB_0offset_12.2Kbps_Ch18900_Y

Communication System: UID 10169 - CAB, LTE-FDD (SC-FDMA, 1 RB, 20 MHz, QPSK);
Frequency: 1880 MHz;Duty Cycle: 1:3.74111
Medium: Air Medium parameters used: $\sigma = 0$ S/m, $\varepsilon_r = 1$; $\rho = 0$ kg/m^3
Ambient Temperature：23.2 ℃

DASY5 Configuration:
- Probe: AM1DV2 - 1048; ; Calibrated: 2022.02.22
- Sensor-Surface: 0mm (Fix Surface)
- Electronics: DAE4 Sn480; Calibrated: 2021.06.22
- Phantom: HAC Test Arch with AMCC; Type: SD HAC P01 BA;
- Measurement SW: DASY52, Version 52.8 (8); SEMCAD X Version 14.6.10 (7331)

Ch18900/y (transversal) 4.2mm 50 x 50/ABM SNR(x,y,z) (13x13x1): Measurement grid: dx=10mm, dy=10mm
ABM1/ABM2 = 27.09 dB
ABM1 comp = -14.07 dBA/m
BWC Factor = 0.01 dB
Location: -8.3, 0, 3.7 mm



0 dB = 22.61 = 27.09 dB

HAC_T-Coil_LTE Band 4_20MHz_QPSK_1RB_0offset_12.2Kbps_Ch20175_Z

Communication System: UID 10169 - CAB, LTE-FDD (SC-FDMA, 1 RB, 20 MHz, QPSK);
Frequency: 1732.5 MHz;Duty Cycle: 1:3.74111
Medium: Air Medium parameters used: $\sigma = 0$ S/m, $\varepsilon_r = 1$; $\rho = 0$ kg/m^3
Ambient Temperature：23.2 ℃

DASY5 Configuration:
- Probe: AM1DV2 - 1048; ; Calibrated: 2022.02.22
- Sensor-Surface: 0mm (Fix Surface)
- Electronics: DAE4 Sn480; Calibrated: 2021.06.22
- Phantom: HAC Test Arch with AMCC; Type: SD HAC P01 BA;
- Measurement SW: DASY52, Version 52.8 (8); SEMCAD X Version 14.6.10 (7331)

Ch20175/z (axial) 4.2mm 50 x 50/ABM SNR(x,y,z) (13x13x1): Measurement grid: dx=10mm, dy=10mm
ABM1/ABM2 = 27.56 dB
ABM1 comp = -6.10 dBA/m
BWC Factor = 0.02 dB
Location: 0, 0, 3.7 mm

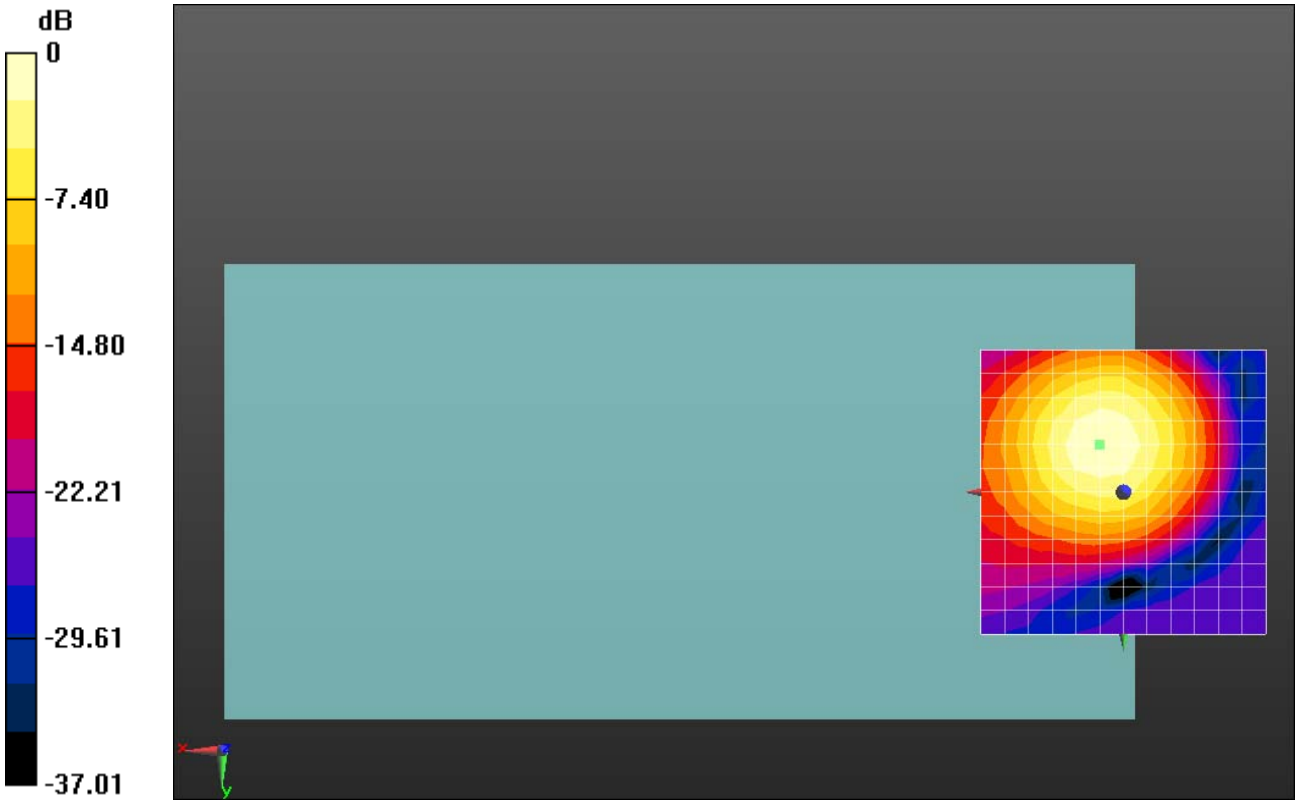

0 dB = 23.89 = 27.56 dB

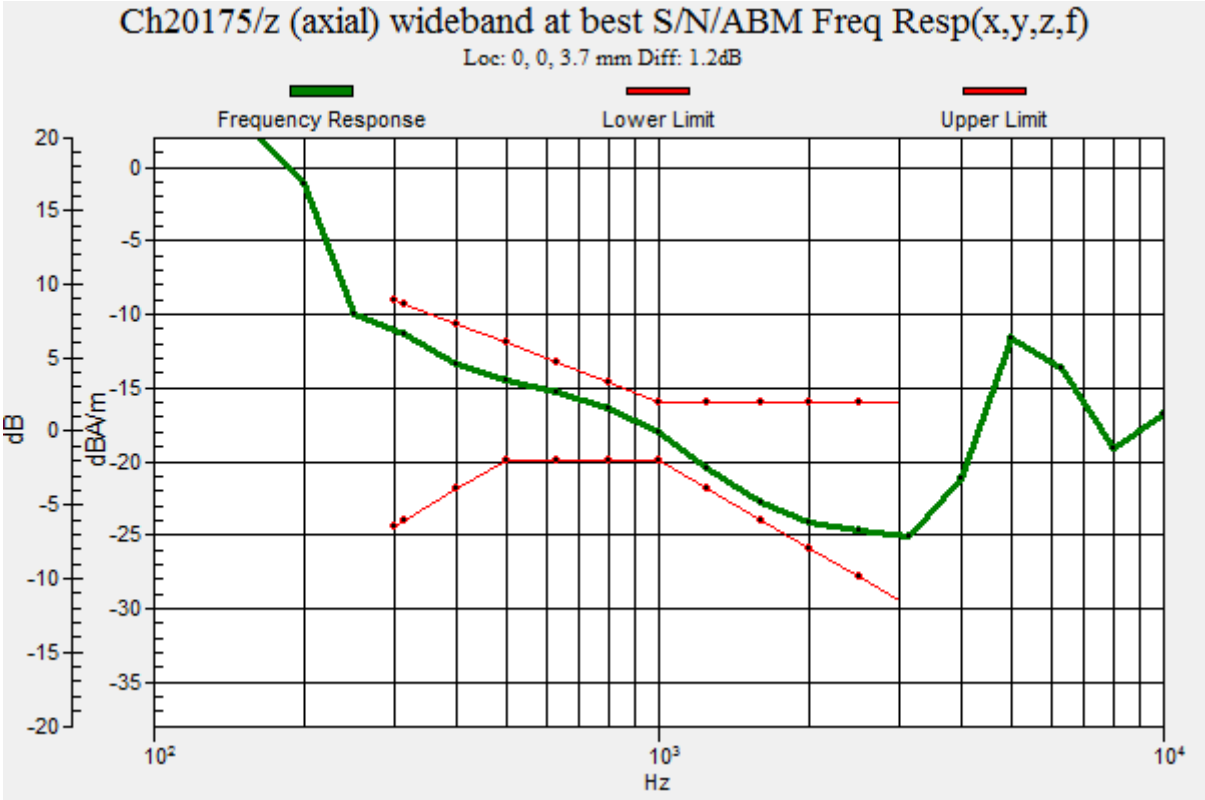
Ch20175/z (axial) wideband at best S/N/ABM Freq Resp(x,y,z,f)
Loc: 0, 0, 3.7 mm Diff: 1.2dB
Frequency Response
Lower Limit
Upper Limit
dB
dBA/m
Hz
20
15
10
5
0
-5
-10
-15
-20
0
-5
-10
-15
-20
-25
-30
-35
10²
10³
10⁴

HAC_T-Coil_LTE Band 4_20MHz_QPSK_1RB_0offset_12.2Kbps_Ch20175_Y

Communication System: UID 10169 - CAB, LTE-FDD (SC-FDMA, 1 RB, 20 MHz, QPSK);
Frequency: 1732.5 MHz;Duty Cycle: 1:3.74111
Medium: Air Medium parameters used: $\sigma = 0$ S/m, $\varepsilon_r = 1$; $\rho = 0$ kg/m^3
Ambient Temperature：23.2 ℃

DASY5 Configuration:
- Probe: AM1DV2 - 1048; ; Calibrated: 2022.02.22
- Sensor-Surface: 0mm (Fix Surface)
- Electronics: DAE4 Sn480; Calibrated: 2021.06.22
- Phantom: HAC Test Arch with AMCC; Type: SD HAC P01 BA;
- Measurement SW: DASY52, Version 52.8 (8); SEMCAD X Version 14.6.10 (7331)

Ch20175/y (transversal) 4.2mm 50 x 50/ABM SNR(x,y,z) (13x13x1): Measurement grid: dx=10mm, dy=10mm
ABM1/ABM2 = 27.14 dB
ABM1 comp = -13.67 dBA/m
BWC Factor = 0.02 dB
Location: -8.3, 4.2, 3.7 mm



0 dB = 22.75 = 27.14 dB

HAC_T-Coil_LTE Band 5_10MHz_QPSK_1RB_0offset_12.2Kbps_Ch20525_Z

Communication System: UID 10175 - CAB, LTE-FDD (SC-FDMA, 1 RB, 10 MHz, QPSK);
Frequency: 836.5 MHz;Duty Cycle: 1:3.7325
Medium: Air Medium parameters used: $\sigma = 0$ S/m, $\varepsilon_r = 1$; $\rho = 0$ kg/m^3
Ambient Temperature：23.2 ℃

DASY5 Configuration:
- Probe: AM1DV2 - 1048; ; Calibrated: 2022.02.22
- Sensor-Surface: 0mm (Fix Surface)
- Electronics: DAE4 Sn480; Calibrated: 2021.06.22
- Phantom: HAC Test Arch with AMCC; Type: SD HAC P01 BA;
- Measurement SW: DASY52, Version 52.8 (8); SEMCAD X Version 14.6.10 (7331)

Ch20525/z (axial) 4.2mm 50 x 50/ABM SNR(x,y,z) (13x13x1): Measurement grid: dx=10mm, dy=10mm
ABM1/ABM2 = 27.19 dB
ABM1 comp = -8.36 dBA/m
BWC Factor = 0.02 dB
Location: -4.2, -16.7, 3.7 mm

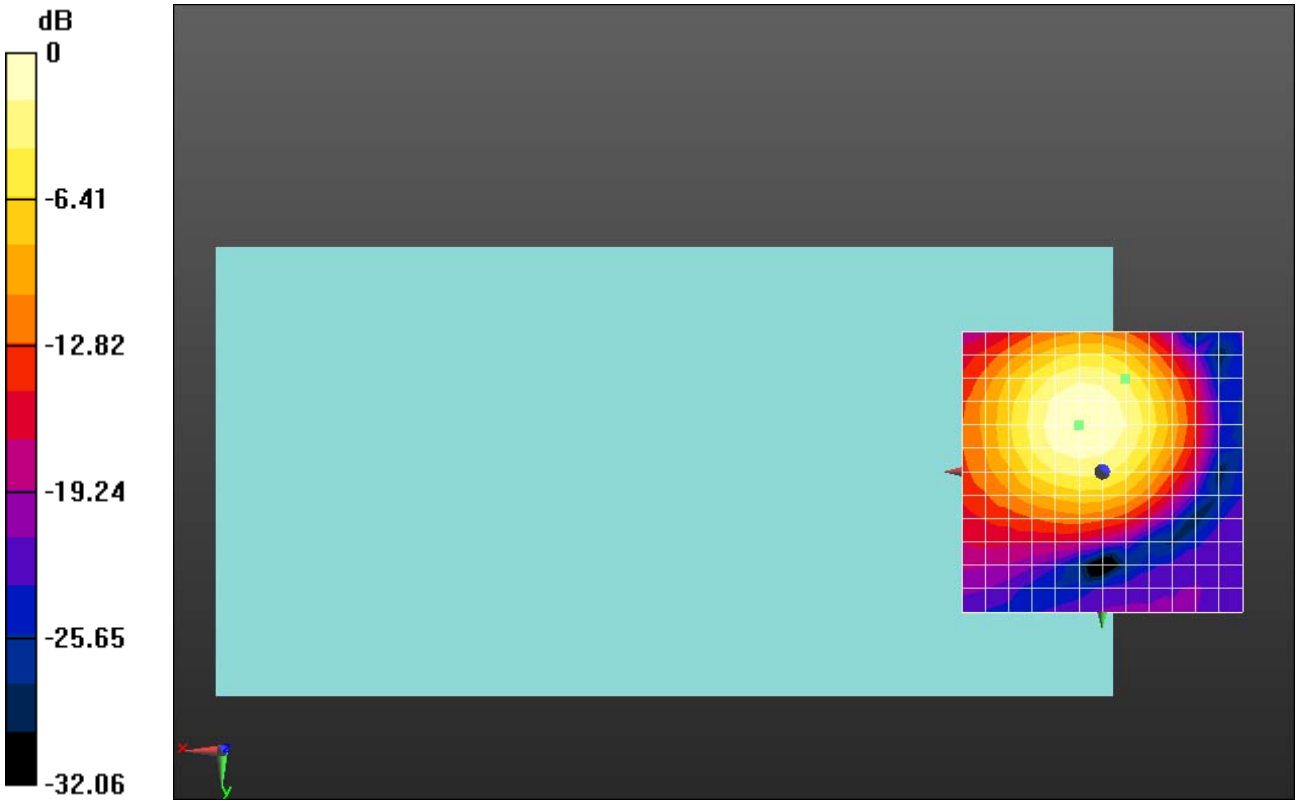

0 dB = 22.89 = 27.19 dB

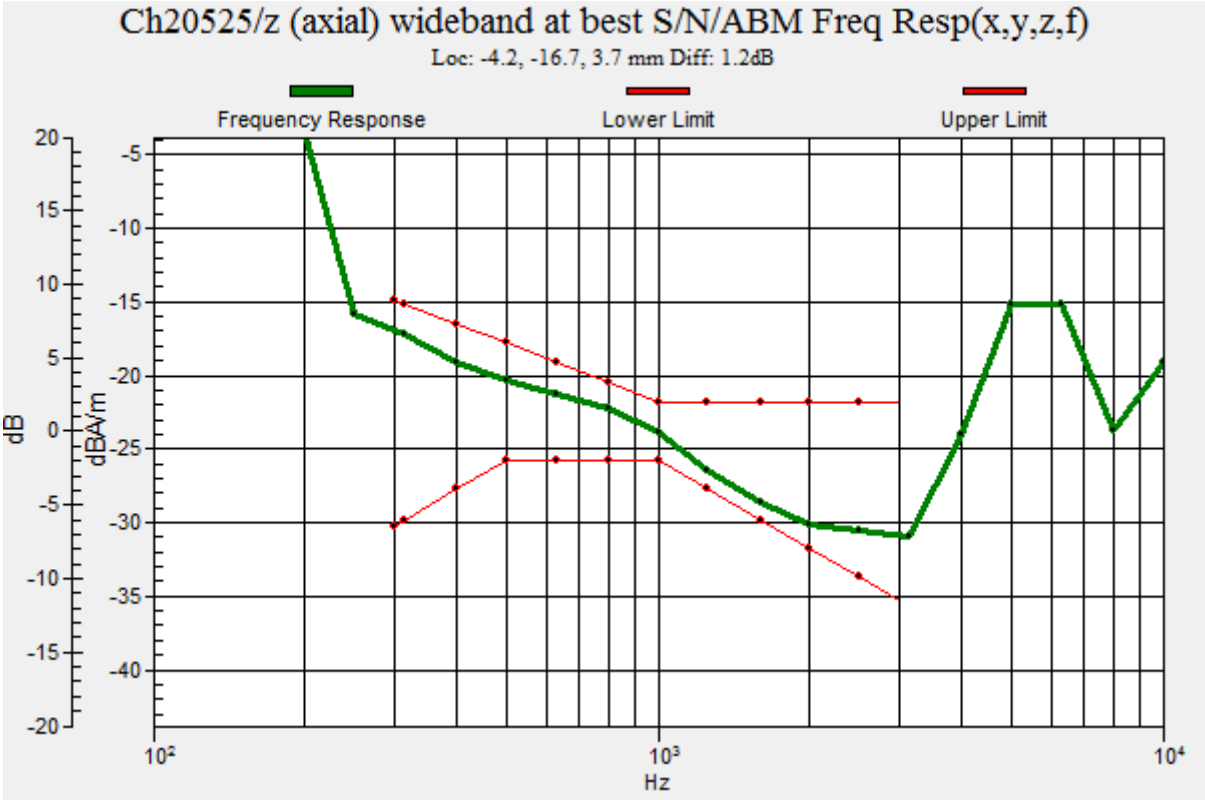
Ch20525/z (axial) wideband at best S/N/ABM Freq Resp(x,y,z,f)
Loc: -4.2, -16.7, 3.7 mm Diff: 1.2dB
Frequency Response
Lower Limit
Upper Limit
dB
dBA/m
Hz
20
15
10
5
0
-5
-10
-15
-20
-5
-10
-15
-20
-25
-30
-35
-40
10²
10³
10⁴

HAC_T-Coil_LTE Band 5_10MHz_QPSK_1RB_0offset_12.2Kbps_Ch20525_Y

Communication System: UID 10175 - CAB, LTE-FDD (SC-FDMA, 1 RB, 10 MHz, QPSK);
Frequency: 836.5 MHz;Duty Cycle: 1:3.7325
Medium: Air Medium parameters used: $\sigma = 0$ S/m, $\varepsilon_r = 1$; $\rho = 0$ kg/m^3
Ambient Temperature：23.2 ℃

DASY5 Configuration:
- Probe: AM1DV2 - 1048; ; Calibrated: 2022.02.22
- Sensor-Surface: 0mm (Fix Surface)
- Electronics: DAE4 Sn480; Calibrated: 2021.06.22
- Phantom: HAC Test Arch with AMCC; Type: SD HAC P01 BA;
- Measurement SW: DASY52, Version 52.8 (8); SEMCAD X Version 14.6.10 (7331)

Ch20525/y (transversal) 4.2mm 50 x 50/ABM SNR(x,y,z) (13x13x1): Measurement grid: dx=10mm, dy=10mm
ABM1/ABM2 = 27.29 dB
ABM1 comp = -11.07 dBA/m
BWC Factor = 0.02 dB
Location: -4.2, -16.7, 3.7 mm



0 dB = 23.15 = 27.29 dB

HAC_T-Coil_LTE Band 7_20MHz_QPSK_1RB_0offset_12.2Kbps_Ch21100_Z

Communication System: UID 10169 - CAB, LTE-FDD (SC-FDMA, 1 RB, 20 MHz, QPSK);
Frequency: 2535 MHz;Duty Cycle: 1:3.74111
Medium: Air Medium parameters used: $\sigma = 0$ S/m, $\varepsilon_r = 1$; $\rho = 0$ kg/m^3
Ambient Temperature：23.2 ℃

DASY5 Configuration:
- Probe: AM1DV2 - 1048; ; Calibrated: 2022.02.22
- Sensor-Surface: 0mm (Fix Surface)
- Electronics: DAE4 Sn480; Calibrated: 2021.06.22
- Phantom: HAC Test Arch with AMCC; Type: SD HAC P01 BA;
- Measurement SW: DASY52, Version 52.8 (8); SEMCAD X Version 14.6.10 (7331)

Ch21100/z (axial) 4.2mm 50 x 50/ABM SNR(x,y,z) (13x13x1): Measurement grid: dx=10mm, dy=10mm
ABM1/ABM2 = 27.09 dB
ABM1 comp = -1.93 dBA/m
BWC Factor = 0.02 dB
Location: 4.2, -12.5, 3.7 mm

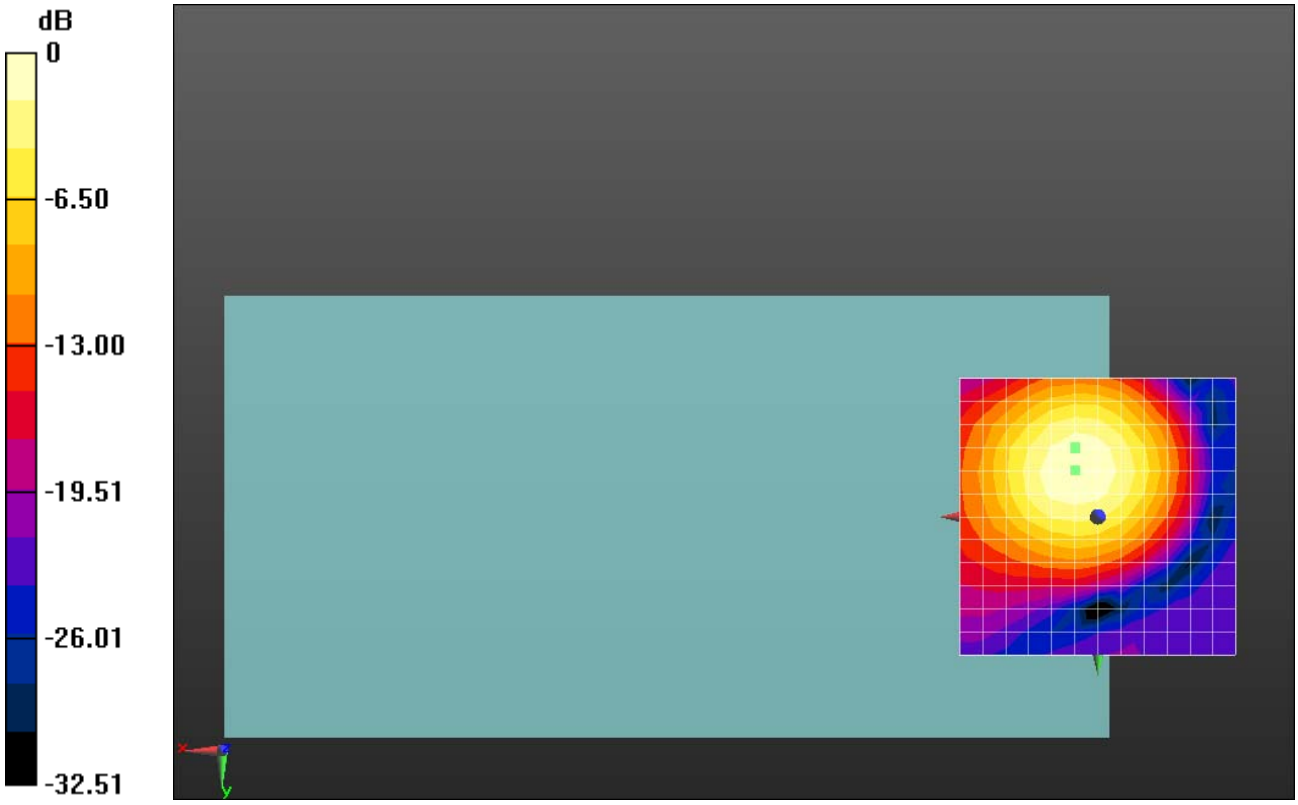

0 dB = 22.62 = 27.09 dB

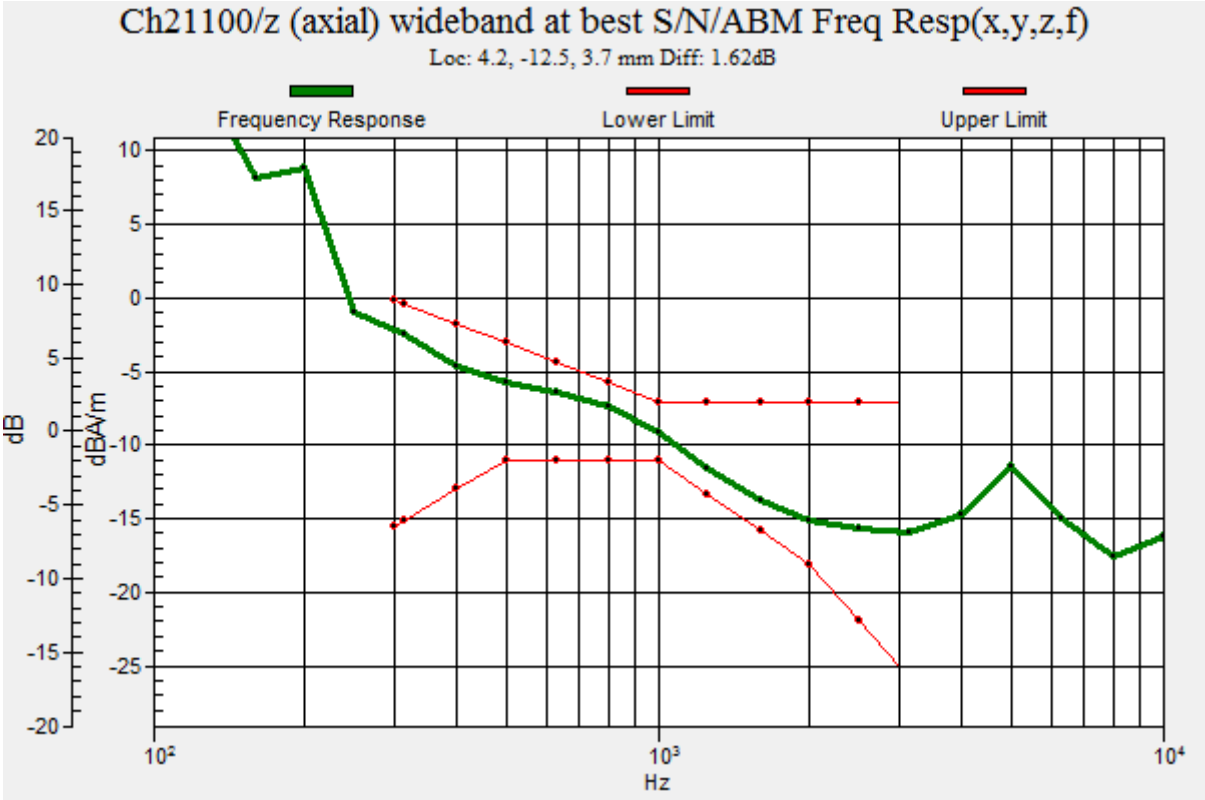
Ch21100/z (axial) wideband at best S/N/ABM Freq Resp(x,y,z,f)
Loc: 4.2, -12.5, 3.7 mm Diff: 1.62dB
Frequency Response
Lower Limit
Upper Limit
dB
dBA/m
Hz

HAC_T-Coil_LTE Band 7_20MHz_QPSK_1RB_0offset_12.2Kbps_Ch21100_Y

Communication System: UID 10169 - CAB, LTE-FDD (SC-FDMA, 1 RB, 20 MHz, QPSK);
Frequency: 2535 MHz;Duty Cycle: 1:3.74111
Medium: Air Medium parameters used: $\sigma = 0$ S/m, $\varepsilon_r = 1$; $\rho = 0$ kg/m^3
Ambient Temperature：23.2 ℃

DASY5 Configuration:
- Probe: AM1DV2 - 1048; ; Calibrated: 2022.02.22
- Sensor-Surface: 0mm (Fix Surface)
- Electronics: DAE4 Sn480; Calibrated: 2021.06.22
- Phantom: HAC Test Arch with AMCC; Type: SD HAC P01 BA;
- Measurement SW: DASY52, Version 52.8 (8); SEMCAD X Version 14.6.10 (7331)

Ch21100/y (transversal) 4.2mm 50 x 50/ABM SNR(x,y,z) (13x13x1): Measurement grid: dx=10mm, dy=10mm
ABM1/ABM2 = 27.03 dB
ABM1 comp = -8.70 dBA/m
BWC Factor = 0.02 dB
Location: 4.2, 4.2, 3.7 mm



0 dB = 22.47 = 27.03 dB

HAC_T-Coil_LTE Band 12_10MHz_QPSK_1RB_0offset_12.2Kbps_Ch23095_Z

Communication System: UID 10175 - CAB, LTE-FDD (SC-FDMA, 1 RB, 10 MHz, QPSK);
Frequency: 707.5 MHz;Duty Cycle: 1:3.7325
Medium: Air Medium parameters used: $\sigma = 0$ S/m, $\varepsilon_r = 1$; $\rho = 0$ kg/m^3
Ambient Temperature：23.2 ℃

DASY5 Configuration:
- Probe: AM1DV2 - 1048; ; Calibrated: 2022.02.22
- Sensor-Surface: 0mm (Fix Surface)
- Electronics: DAE4 Sn480; Calibrated: 2021.06.22
- Phantom: HAC Test Arch with AMCC; Type: SD HAC P01 BA;
- Measurement SW: DASY52, Version 52.8 (8); SEMCAD X Version 14.6.10 (7331)

Ch23095/z (axial) 4.2mm 50 x 50/ABM SNR(x,y,z) (13x13x1): Measurement grid: dx=10mm, dy=10mm
ABM1/ABM2 = 27.45 dB
ABM1 comp = -6.77 dBA/m
BWC Factor = 0.02 dB
Location: 0, 0, 3.7 mm

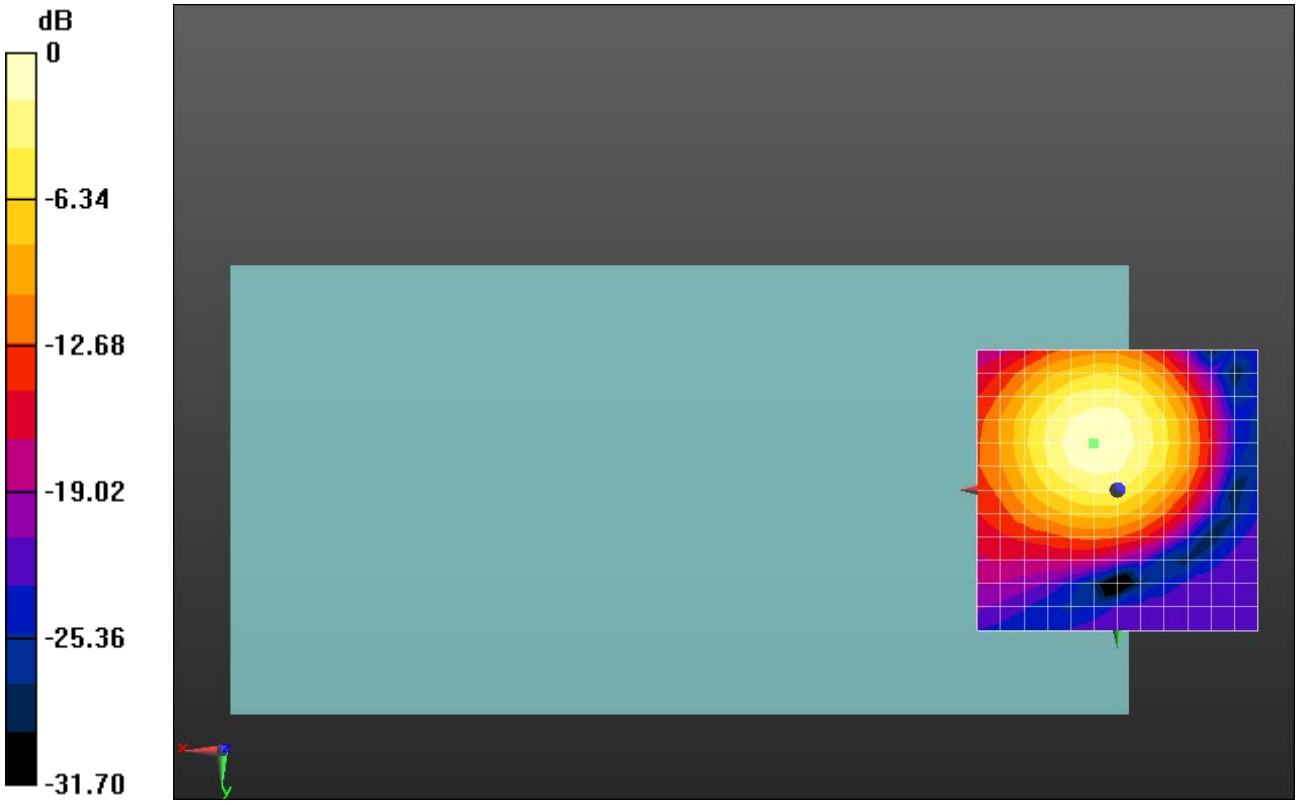

0 dB = 23.58 = 27.45 dB

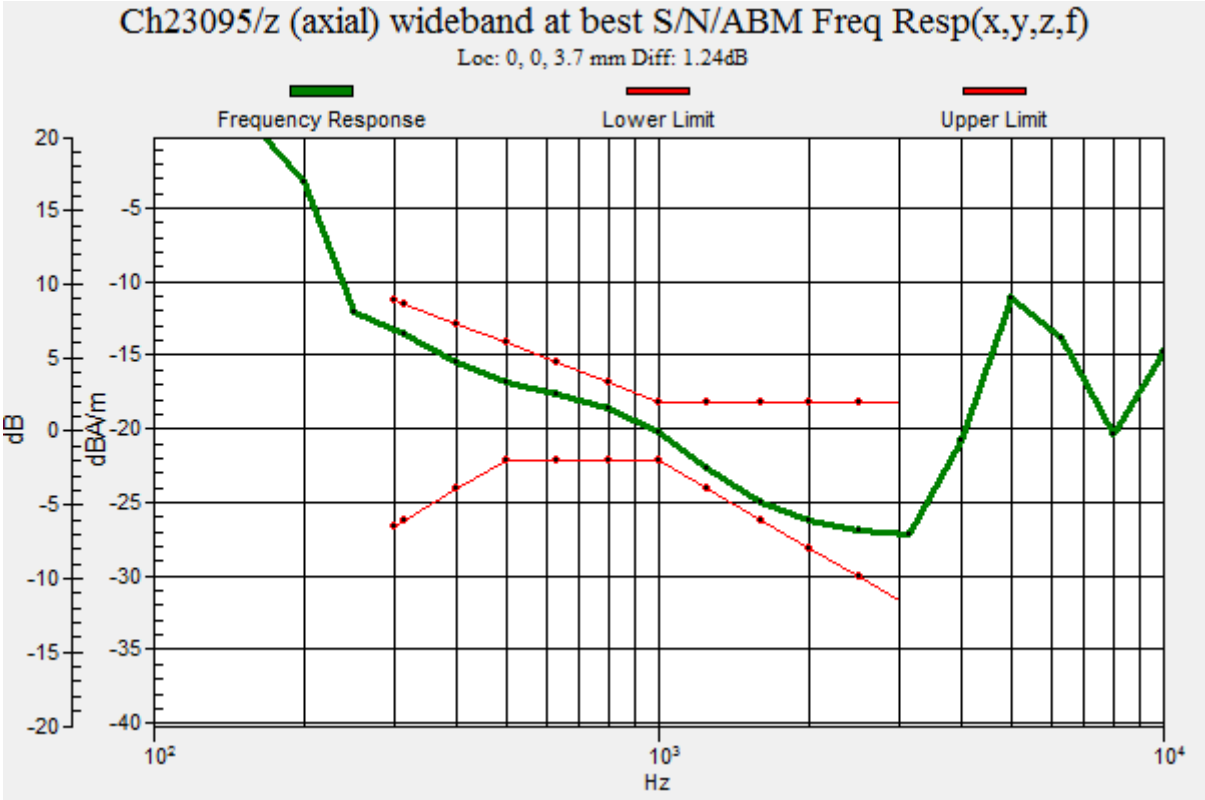
Ch23095/z (axial) wideband at best S/N/ABM Freq Resp(x,y,z,f)
Loc: 0, 0, 3.7 mm Diff: 1.24dB
Frequency Response
Lower Limit
Upper Limit
dB
dBA/m
Hz

HAC_T-Coil_LTE Band 12_10MHz_QPSK_1RB_0offset_12.2Kbps_Ch23095_Y

Communication System: UID 10175 - CAB, LTE-FDD (SC-FDMA, 1 RB, 10 MHz, QPSK);
Frequency: 707.5 MHz;Duty Cycle: 1:3.7325
Medium: Air Medium parameters used: $\sigma = 0$ S/m, $\varepsilon_r = 1$; $\rho = 0$ kg/m^3
Ambient Temperature：23.2 ℃

DASY5 Configuration:
- Probe: AM1DV2 - 1048; ; Calibrated: 2022.02.22
- Sensor-Surface: 0mm (Fix Surface)
- Electronics: DAE4 Sn480; Calibrated: 2021.06.22
- Phantom: HAC Test Arch with AMCC; Type: SD HAC P01 BA;
- Measurement SW: DASY52, Version 52.8 (8); SEMCAD X Version 14.6.10 (7331)

Ch23095/y (transversal) 4.2mm 50 x 50/ABM SNR(x,y,z) (13x13x1): Measurement grid: dx=10mm, dy=10mm
ABM1/ABM2 = 27.02 dB
ABM1 comp = -13.97 dBA/m
BWC Factor = 0.02 dB
Location: -8.3, -20.8, 3.7 mm



0 dB = 22.45 = 27.02 dB

HAC_T-Coil_LTE Band 17_10MHz_QPSK_1RB_0offset_12.2Kbps_Ch23790_Z

Communication System: UID 10175 - CAB, LTE-FDD (SC-FDMA, 1 RB, 10 MHz, QPSK);
Frequency: 710 MHz;Duty Cycle: 1:3.7325
Medium: Air Medium parameters used: $\sigma = 0$ S/m, $\varepsilon_r = 1$; $\rho = 0$ kg/m^3
Ambient Temperature：23.2 ℃

DASY5 Configuration:
- Probe: AM1DV2 - 1048; ; Calibrated: 2022.02.22
- Sensor-Surface: 0mm (Fix Surface)
- Electronics: DAE4 Sn480; Calibrated: 2021.06.22
- Phantom: HAC Test Arch with AMCC; Type: SD HAC P01 BA;
- Measurement SW: DASY52, Version 52.8 (8); SEMCAD X Version 14.6.10 (7331)

Ch23790/z (axial) 4.2mm 50 x 50/ABM SNR(x,y,z) (13x13x1): Measurement grid: dx=10mm, dy=10mm
ABM1/ABM2 = 27.44 dB
ABM1 comp = -4.96 dBA/m
BWC Factor = 0.02 dB
Location: -4.2, -12.5, 3.7 mm

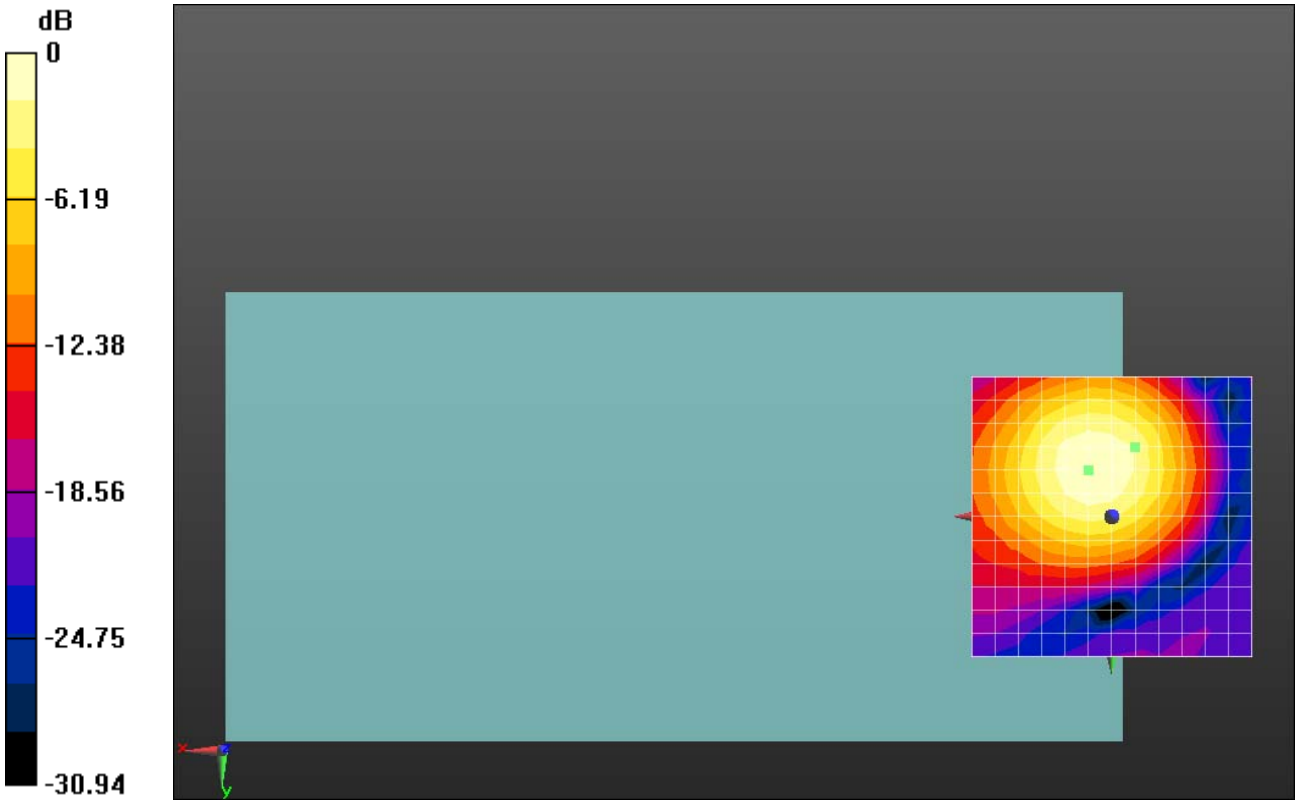

0 dB = 23.55 = 27.44 dB

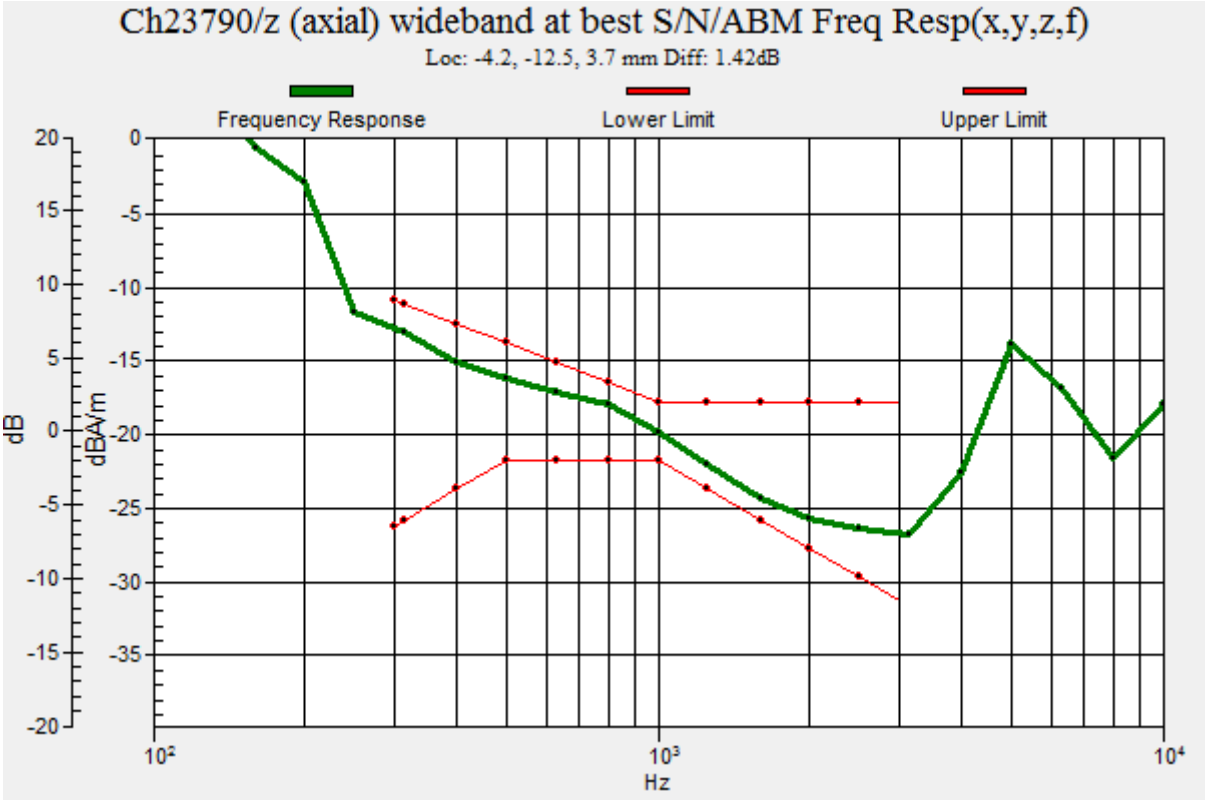
Ch23790/z (axial) wideband at best S/N/ABM Freq Resp(x,y,z,f)
Loc: -4.2, -12.5, 3.7 mm Diff: 1.42dB
Frequency Response
Lower Limit
Upper Limit
dB
dBA/m
Hz
20
15
10
5
0
-5
-10
-15
-20
0
-5
-10
-15
-20
-25
-30
-35
10^2
10^3
10^4

HAC_T-Coil_LTE Band 17_10MHz_QPSK_1RB_0offset_12.2Kbps_Ch23790_Y

Communication System: UID 10175 - CAB, LTE-FDD (SC-FDMA, 1 RB, 10 MHz, QPSK);
Frequency: 710 MHz;Duty Cycle: 1:3.7325
Medium: Air Medium parameters used: $\sigma = 0$ S/m, $\varepsilon_r = 1$; $\rho = 0$ kg/m^3
Ambient Temperature：23.2 ℃

DASY5 Configuration:
- Probe: AM1DV2 - 1048; ; Calibrated: 2022.02.22
- Sensor-Surface: 0mm (Fix Surface)
- Electronics: DAE4 Sn480; Calibrated: 2021.06.22
- Phantom: HAC Test Arch with AMCC; Type: SD HAC P01 BA;
- Measurement SW: DASY52, Version 52.8 (8); SEMCAD X Version 14.6.10 (7331)

Ch23790/y (transversal) 4.2mm 50 x 50/ABM SNR(x,y,z) (13x13x1): Measurement grid: dx=10mm, dy=10mm
ABM1/ABM2 = 27.05 dB
ABM1 comp = -10.71 dBA/m
BWC Factor = 0.02 dB
Location: -4.2, 0, 3.7 mm



0 dB = 22.51 = 27.05 dB

HAC_T-Coil_LTE Band 18_15MHz_QPSK_1RB_0offset_12.2Kbps_Ch23925_Z

Communication System: UID 10181 - CAB, LTE-FDD (SC-FDMA, 1 RB, 15 MHz, QPSK);
Frequency: 822.5 MHz;Duty Cycle: 1:3.7325
Medium: Air Medium parameters used: $\sigma = 0$ S/m, $\varepsilon_r = 1$; $\rho = 0$ kg/m^3
Ambient Temperature：23.2 ℃

DASY5 Configuration:
- Probe: AM1DV2 - 1048; ; Calibrated: 2022.02.22
- Sensor-Surface: 0mm (Fix Surface)
- Electronics: DAE4 Sn480; Calibrated: 2021.06.22
- Phantom: HAC Test Arch with AMCC; Type: SD HAC P01 BA;
- Measurement SW: DASY52, Version 52.8 (8); SEMCAD X Version 14.6.10 (7331)

Ch23925/z (axial) 4.2mm 50 x 50/ABM SNR(x,y,z) (13x13x1): Measurement grid: dx=10mm, dy=10mm
ABM1/ABM2 = 27.38 dB
ABM1 comp = -6.72 dBA/m
BWC Factor = 0.01 dB
Location: 0, 0, 3.7 mm

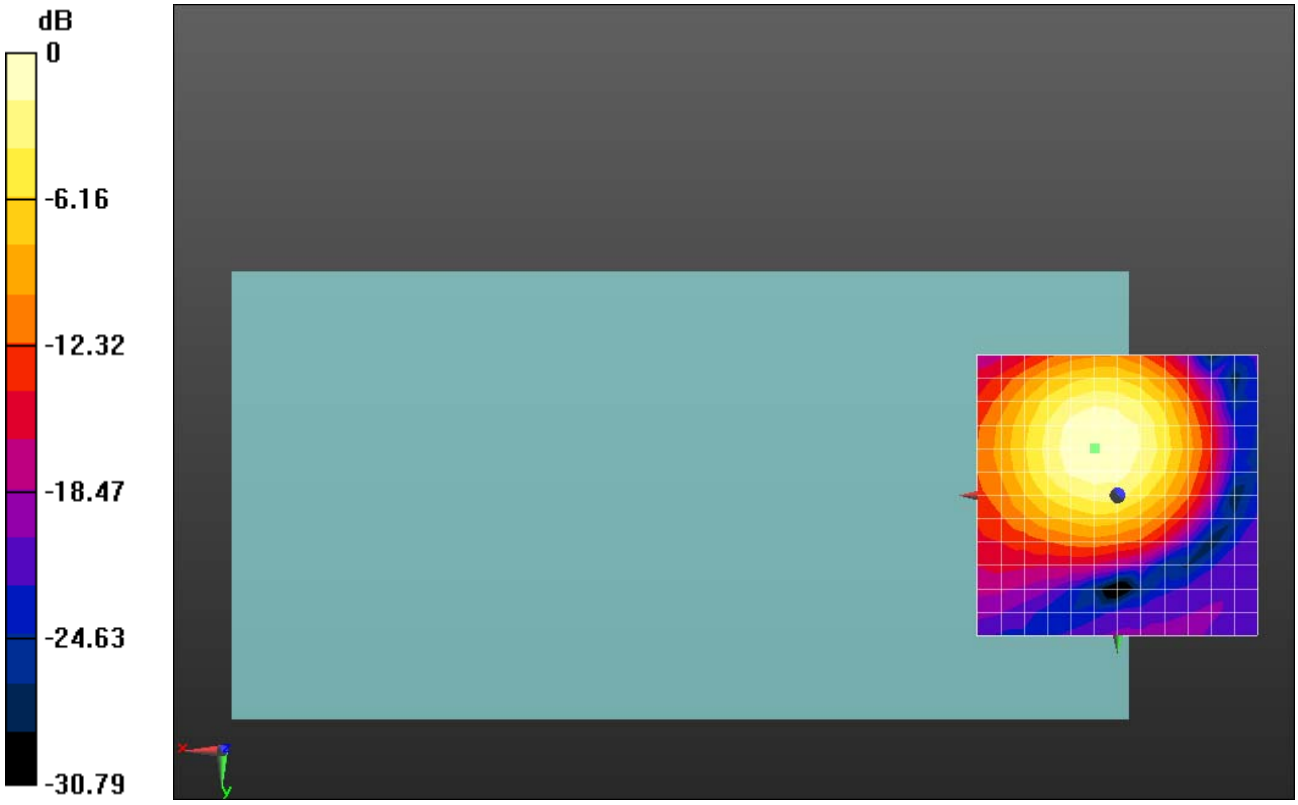

0 dB = 23.39 = 27.38 dB

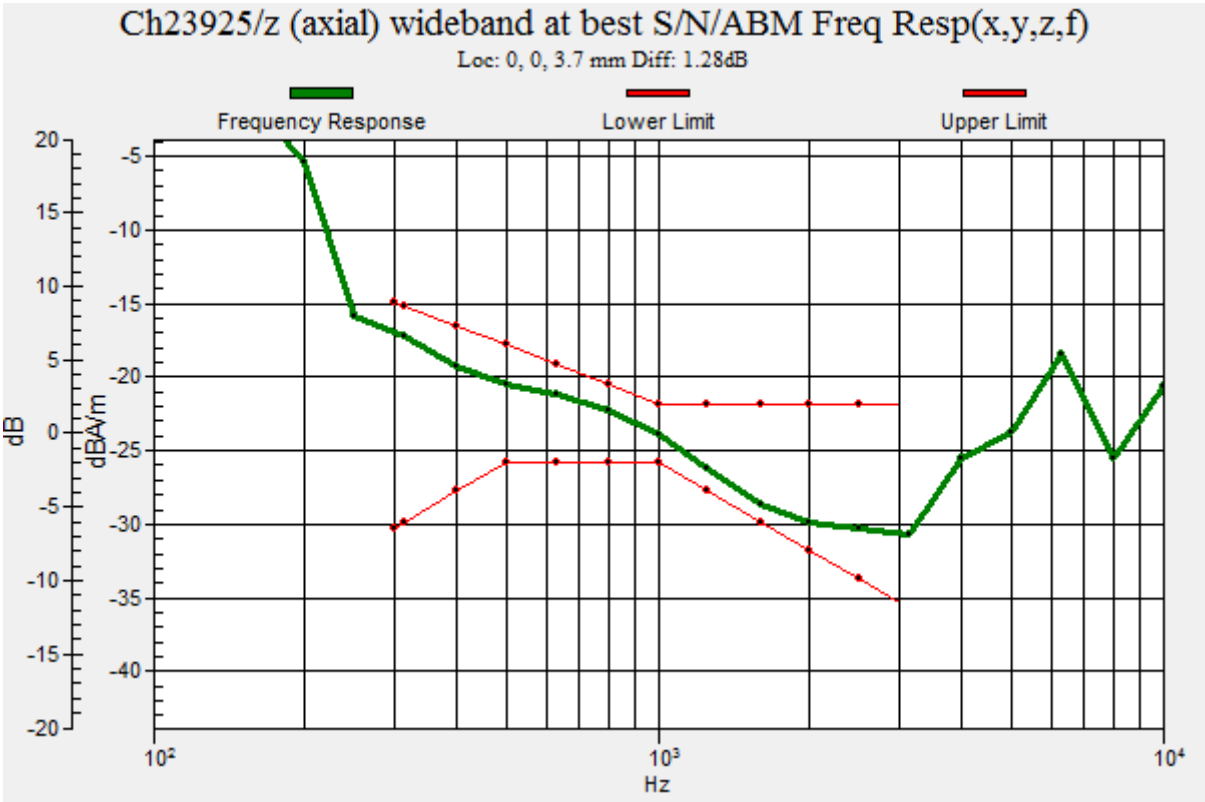
Ch23925/z (axial) wideband at best S/N/ABM Freq Resp(x,y,z,f)
Loc: 0, 0, 3.7 mm Diff: 1.28dB
Frequency Response
Lower Limit
Upper Limit
dB
dBA/m
Hz

HAC_T-Coil_LTE Band 18_15MHz_QPSK_1RB_0offset_12.2Kbps_Ch23925_Y

Communication System: UID 10181 - CAB, LTE-FDD (SC-FDMA, 1 RB, 15 MHz, QPSK);
Frequency: 822.5 MHz;Duty Cycle: 1:3.7325
Medium: Air Medium parameters used: $\sigma = 0$ S/m, $\varepsilon_r = 1$; $\rho = 0$ kg/m^3
Ambient Temperature：23.2 ℃

DASY5 Configuration:
- Probe: AM1DV2 - 1048; ; Calibrated: 2022.02.22
- Sensor-Surface: 0mm (Fix Surface)
- Electronics: DAE4 Sn480; Calibrated: 2021.06.22
- Phantom: HAC Test Arch with AMCC; Type: SD HAC P01 BA;
- Measurement SW: DASY52, Version 52.8 (8); SEMCAD X Version 14.6.10 (7331)

Ch23925/y (transversal) 4.2mm 50 x 50/ABM SNR(x,y,z) (13x13x1): Measurement grid: dx=10mm, dy=10mm
ABM1/ABM2 = 27.02 dB
ABM1 comp = -11.12 dBA/m
BWC Factor = 0.01 dB
Location: 4.2, 8.3, 3.7 mm



0 dB = 22.43 = 27.02 dB

HAC_T-Coil_LTE Band 19_15MHz_QPSK_1RB_0offset_12.2Kbps_Ch24075_Z

Communication System: UID 10181 - CAB, LTE-FDD (SC-FDMA, 1 RB, 15 MHz, QPSK);
Frequency: 837.5 MHz;Duty Cycle: 1:3.7325
Medium: Air Medium parameters used: $\sigma = 0$ S/m, $\varepsilon_r = 1$; $\rho = 0$ kg/m^3
Ambient Temperature：23.2 ℃

DASY5 Configuration:
- Probe: AM1DV2 - 1048; ; Calibrated: 2022.02.22
- Sensor-Surface: 0mm (Fix Surface)
- Electronics: DAE4 Sn480; Calibrated: 2021.06.22
- Phantom: HAC Test Arch with AMCC; Type: SD HAC P01 BA;
- Measurement SW: DASY52, Version 52.8 (8); SEMCAD X Version 14.6.10 (7331)

Ch24075/z (axial) 4.2mm 50 x 50/ABM SNR(x,y,z) (13x13x1): Measurement grid: dx=10mm, dy=10mm
ABM1/ABM2 = 27.56 dB
ABM1 comp = -3.96 dBA/m
BWC Factor = 0.0098 dB
Location: -4.2, -8.3, 3.7 mm

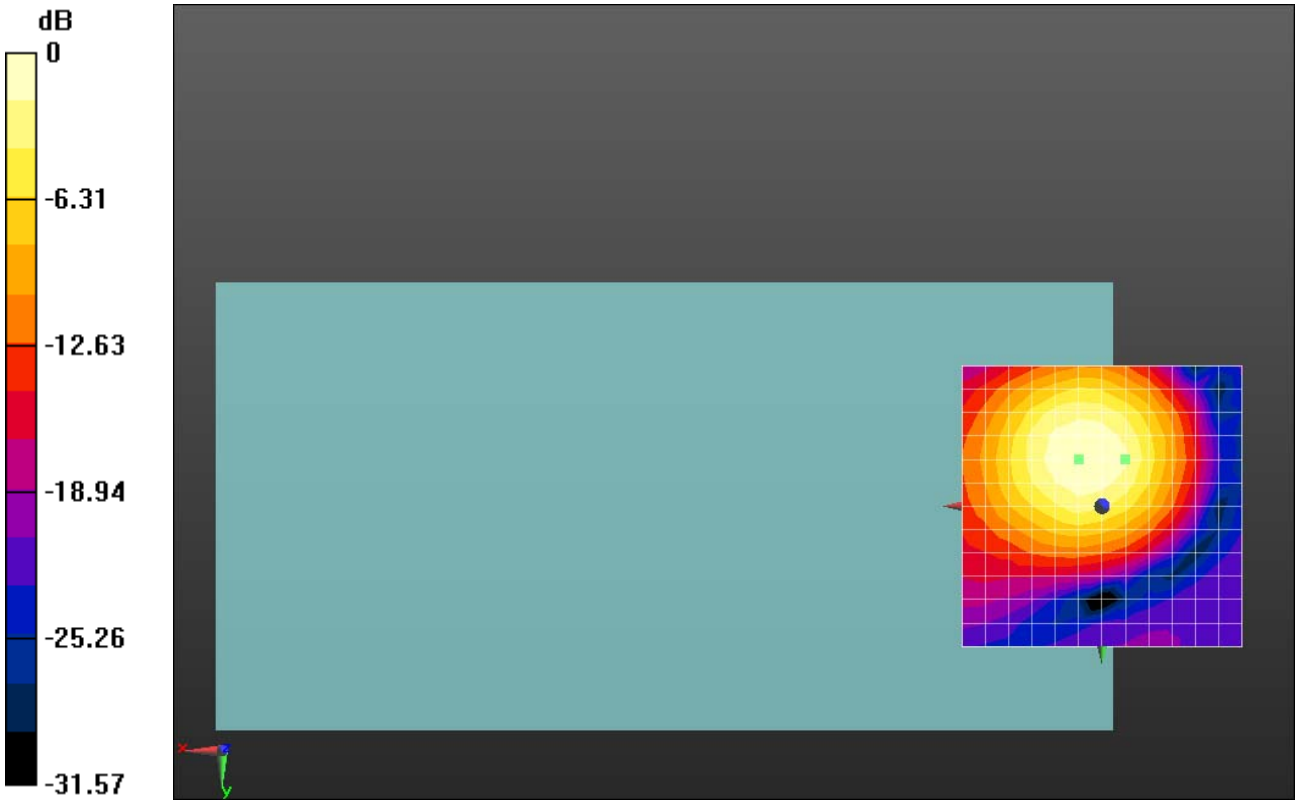

0 dB = 23.87 = 27.56 dB

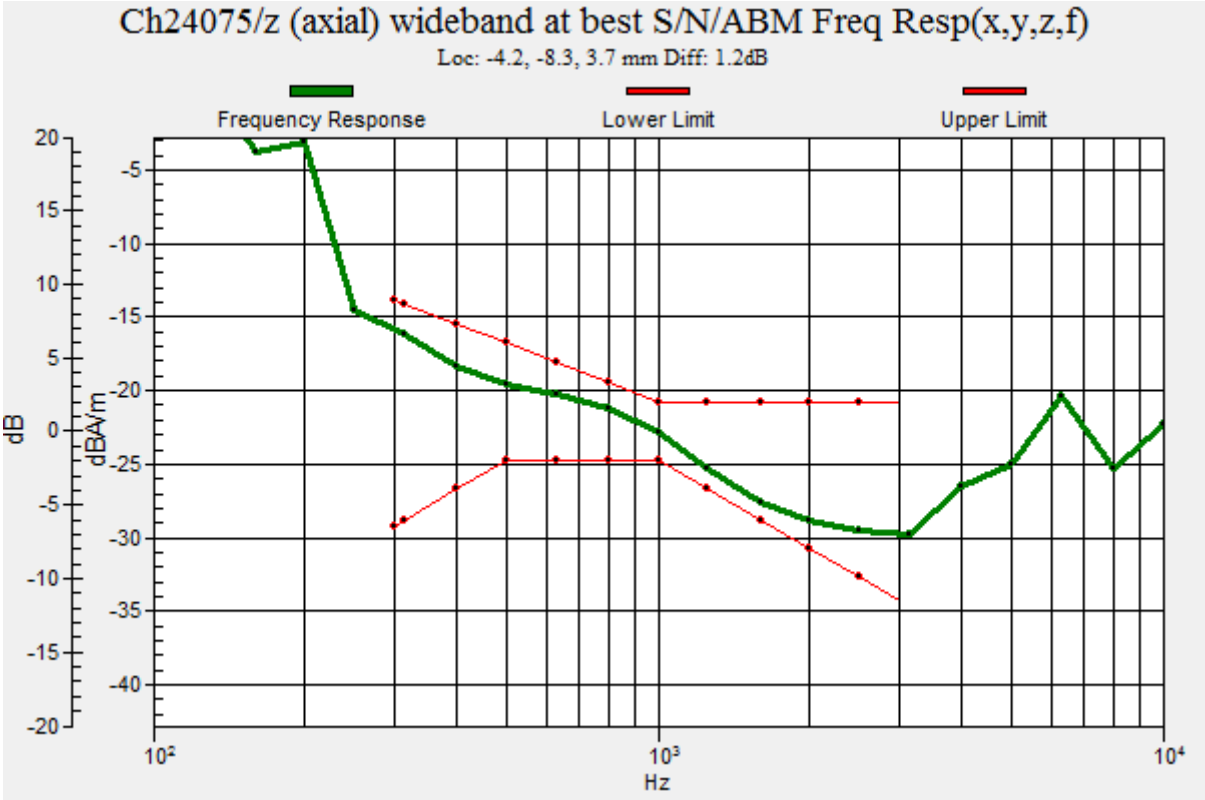
Ch24075/z (axial) wideband at best S/N/ABM Freq Resp(x,y,z,f)
Loc: -4.2, -8.3, 3.7 mm Diff: 1.2dB
Frequency Response
Lower Limit
Upper Limit
dB
dBA/m
Hz

HAC_T-Coil_LTE Band 19_15MHz_QPSK_1RB_0offset_12.2Kbps_Ch24075_Y

Communication System: UID 10181 - CAB, LTE-FDD (SC-FDMA, 1 RB, 15 MHz, QPSK);
Frequency: 837.5 MHz;Duty Cycle: 1:3.7325
Medium: Air Medium parameters used: $\sigma = 0$ S/m, $\varepsilon_r = 1$; $\rho = 0$ kg/m^3
Ambient Temperature：23.2 ℃; Liquid Temperature：22.1 ℃

DASY5 Configuration:
- Probe: AM1DV2 - 1048; ; Calibrated: 2022.02.22
- Sensor-Surface: 0mm (Fix Surface)
- Electronics: DAE4 Sn480; Calibrated: 2021.06.22
- Phantom: HAC Test Arch with AMCC; Type: SD HAC P01 BA;
- Measurement SW: DASY52, Version 52.8 (8); SEMCAD X Version 14.6.10 (7331)

Ch24075/y (transversal) 4.2mm 50 x 50/ABM SNR(x,y,z) (13x13x1): Measurement grid: dx=10mm, dy=10mm
ABM1/ABM2 = 27.40 dB
ABM1 comp = -9.01 dBA/m
BWC Factor = 0.0098 dB
Location: 0, 0, 3.7 mm



0 dB = 23.45 = 27.40 dB

HAC_T-Coil_LTE Band 26_15MHz_QPSK_1RB_0offset_12.2Kbps_Ch26865_Z

Communication System: UID 10181 - CAB, LTE-FDD (SC-FDMA, 1 RB, 15 MHz, QPSK);
Frequency: 831.5 MHz;Duty Cycle: 1:3.7325
Medium: Air Medium parameters used: $\sigma = 0$ S/m, $\varepsilon_r = 1$; $\rho = 0$ kg/m^3
Ambient Temperature：23.2 ℃

DASY5 Configuration:
- Probe: AM1DV2 - 1048; ; Calibrated: 2022.02.22
- Sensor-Surface: 0mm (Fix Surface)
- Electronics: DAE4 Sn480; Calibrated: 2021.06.22
- Phantom: HAC Test Arch with AMCC; Type: SD HAC P01 BA;
- Measurement SW: DASY52, Version 52.8 (8); SEMCAD X Version 14.6.10 (7331)

Ch26865/z (axial) 4.2mm 50 x 50/ABM SNR(x,y,z) (13x13x1): Measurement grid: dx=10mm, dy=10mm
ABM1/ABM2 = 23.19 dB
ABM1 comp = -15.74 dBA/m
BWC Factor = 0.01 dB
Location: -8.3, -12.5, 3.7 mm

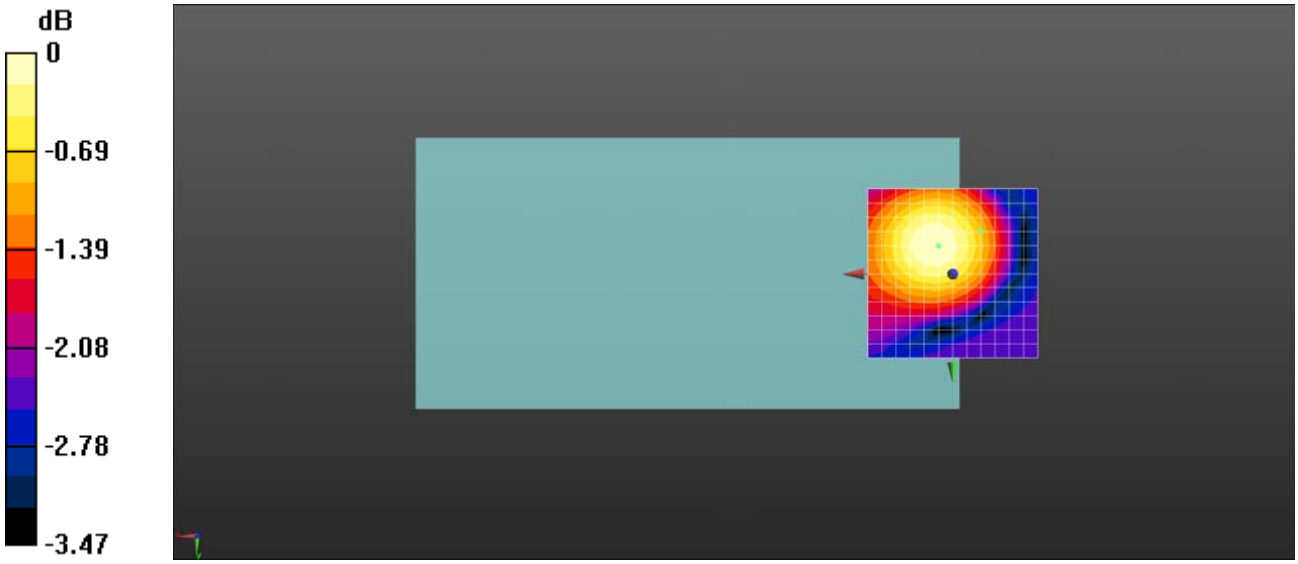

0 dB = 14.44 = 23.19 dB

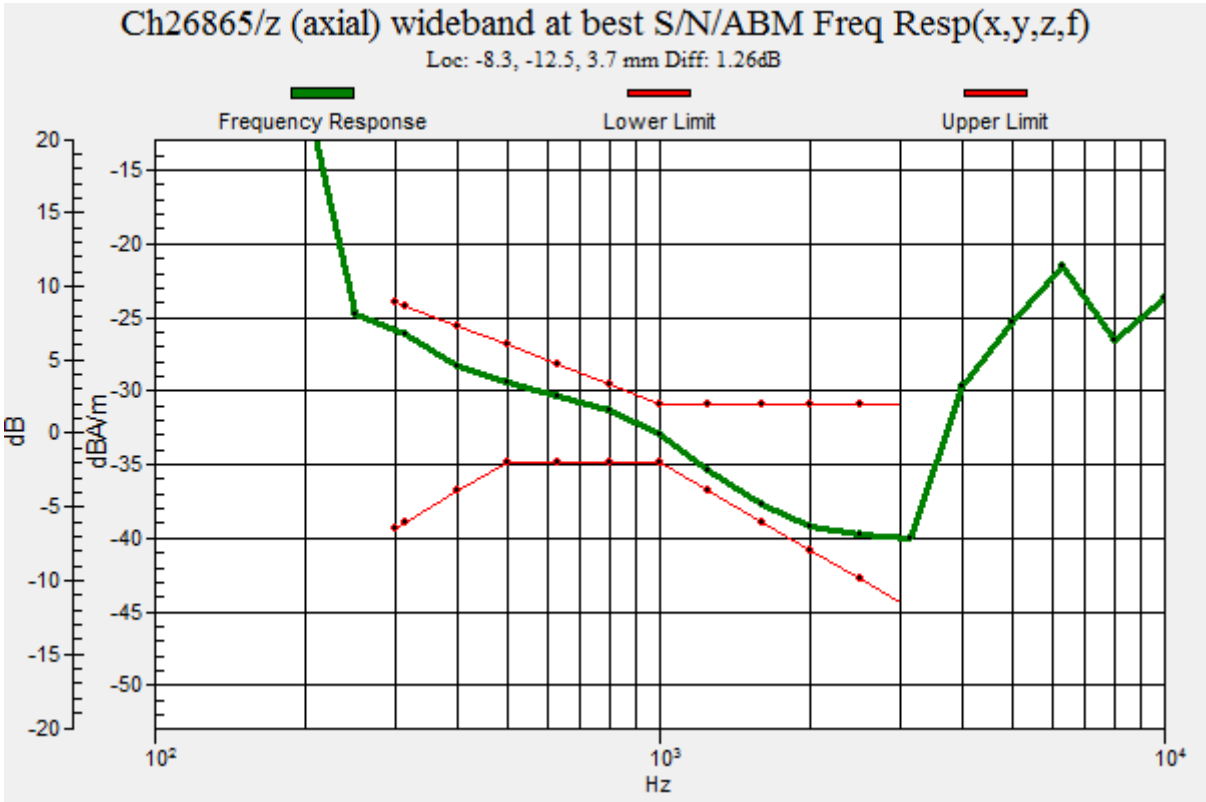
Ch26865/z (axial) wideband at best S/N/ABM Freq Resp(x,y,z,f)
Loc: -8.3, -12.5, 3.7 mm Diff: 1.26dB
Frequency Response
Lower Limit
Upper Limit
dB
dBA/m
Hz

HAC_T-Coil_LTE Band 26_15MHz_QPSK_1RB_0offset_12.2Kbps_Ch26865_Y

Communication System: UID 10181 - CAB, LTE-FDD (SC-FDMA, 1 RB, 15 MHz, QPSK);
Frequency: 831.5 MHz;Duty Cycle: 1:3.7325
Medium: Air Medium parameters used: $\sigma = 0$ S/m, $\varepsilon_r = 1$; $\rho = 0$ kg/m^3
Ambient Temperature：23.2 ℃; Liquid Temperature：22.1 ℃

DASY5 Configuration:
- Probe: AM1DV2 - 1048; ; Calibrated: 2022.02.22
- Sensor-Surface: 0mm (Fix Surface)
- Electronics: DAE4 Sn480; Calibrated: 2021.06.22
- Phantom: HAC Test Arch with AMCC; Type: SD HAC P01 BA;
- Measurement SW: DASY52, Version 52.8 (8); SEMCAD X Version 14.6.10 (7331)

Ch26865/y (transversal) 4.2mm 50 x 50/ABM SNR(x,y,z) (13x13x1): Measurement grid: dx=10mm, dy=10mm
ABM1/ABM2 = 23.26 dB
ABM1 comp = -10.78 dBA/m
BWC Factor = 0.01 dB
Location: 0, -16.7, 3.7 mm



0 dB = 14.55 = 23.26 dB

HAC_T-Coil_LTE Band 38_20MHz_QPSK_1RB_0offset_12.2Kbps_Ch38000_Z

Communication System: UID 10172 - CAB, LTE-TDD (SC-FDMA, 1 RB, 20 MHz, QPSK);
Frequency: 2595 MHz;Duty Cycle: 1:8.33681
Medium: Air Medium parameters used: $\sigma = 0$ S/m, $\varepsilon_r = 1$; $\rho = 0$ kg/m^3
Ambient Temperature：23.2 ℃

DASY5 Configuration:
- Probe: AM1DV2 - 1048; ; Calibrated: 2022.02.22
- Sensor-Surface: 0mm (Fix Surface)
- Electronics: DAE4 Sn480; Calibrated: 2021.06.22
- Phantom: HAC Test Arch with AMCC; Type: SD HAC P01 BA;
- Measurement SW: DASY52, Version 52.8 (8); SEMCAD X Version 14.6.10 (7331)

Ch38000/z (axial) 4.2mm 50 x 50/ABM SNR(x,y,z) (13x13x1): Measurement grid: dx=10mm, dy=10mm
ABM1/ABM2 = 23.07 dB
ABM1 comp = -6.05 dBA/m
BWC Factor = 0.0089 dB
Location: 0, -4.2, 3.7 mm

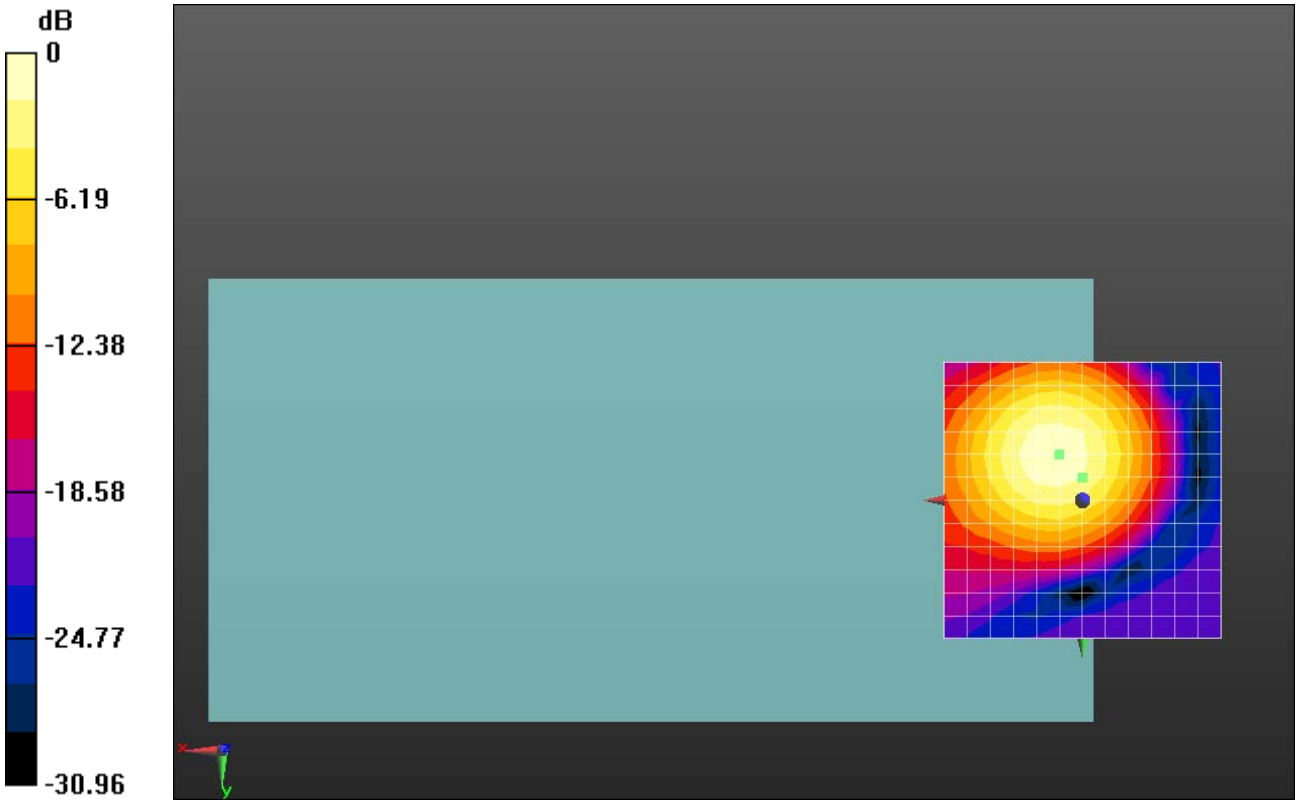

0 dB = 14.25 = 23.08 dB

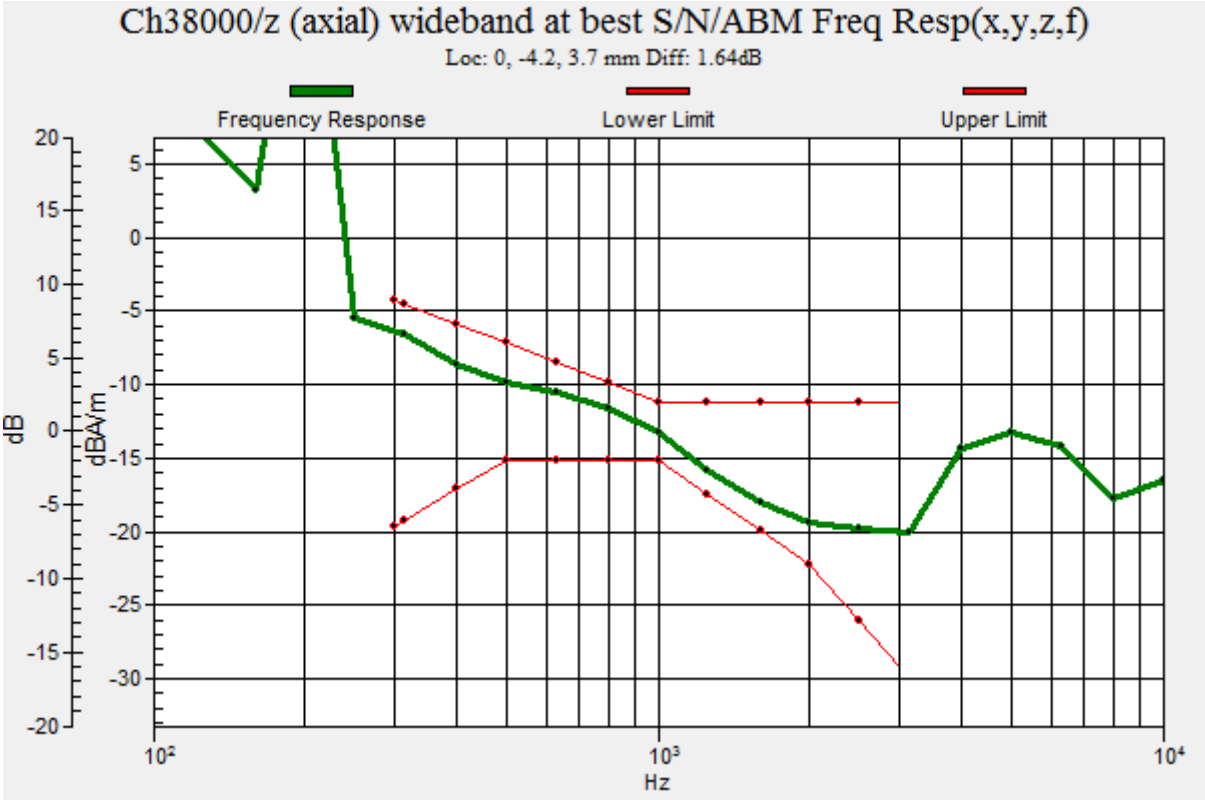
Ch38000/z (axial) wideband at best S/N/ABM Freq Resp(x,y,z,f)
Loc: 0, -4.2, 3.7 mm Diff: 1.64dB
Frequency Response
Lower Limit
Upper Limit
dB
dBA/m
Hz

HAC_T-Coil_LTE Band 38_20MHz_QPSK_1RB_0offset_12.2Kbps_Ch38000_Y

Communication System: UID 10172 - CAB, LTE-TDD (SC-FDMA, 1 RB, 20 MHz, QPSK);
Frequency: 2595 MHz;Duty Cycle: 1:8.33681
Medium: Air Medium parameters used: $\sigma = 0$ S/m, $\varepsilon_r = 1$; $\rho = 0$ kg/m^3
Ambient Temperature：23.2 ℃

DASY5 Configuration:
- Probe: AM1DV2 - 1048; ; Calibrated: 2022.02.22
- Sensor-Surface: 0mm (Fix Surface)
- Electronics: DAE4 Sn480; Calibrated: 2021.06.22
- Phantom: HAC Test Arch with AMCC; Type: SD HAC P01 BA;
- Measurement SW: DASY52, Version 52.8 (8); SEMCAD X Version 14.6.10 (7331)

Ch38000/y (transversal) 4.2mm 50 x 50/ABM SNR(x,y,z) (13x13x1): Measurement grid: dx=10mm, dy=10mm
ABM1/ABM2 = 23.13 dB
ABM1 comp = -13.89 dBA/m
BWC Factor = 0.0089 dB
Location: -4.2, 0, 3.7 mm



0 dB = 14.34 = 23.13 dB

HAC_T-Coil_LTE Band 40A_10MHz_QPSK_1RB_0offset_12.2Kbps_Ch38750_Z

Communication System: UID 10237 - CAB, LTE-TDD (SC-FDMA, 1 RB, 10 MHz, QPSK);
Frequency: 2310 MHz;Duty Cycle: 1:8.33681
Medium: Air Medium parameters used: $\sigma = 0$ S/m, $\varepsilon_r = 1$; $\rho = 0$ kg/m^3
Ambient Temperature：23.2 ℃

DASY5 Configuration:
- Probe: AM1DV2 - 1048; ; Calibrated: 2022.02.22
- Sensor-Surface: 0mm (Fix Surface)
- Electronics: DAE4 Sn480; Calibrated: 2021.06.22
- Phantom: HAC Test Arch with AMCC; Type: SD HAC P01 BA;
- Measurement SW: DASY52, Version 52.8 (8); SEMCAD X Version 14.6.10 (7331)

Ch38750/z (axial) 4.2mm 50 x 50/ABM SNR(x,y,z) (13x13x1): Measurement grid: dx=10mm, dy=10mm
ABM1/ABM2 = 22.98 dB
ABM1 comp = -5.34 dBA/m
BWC Factor = 0.01 dB
Location: 0, -4.2, 3.7 mm

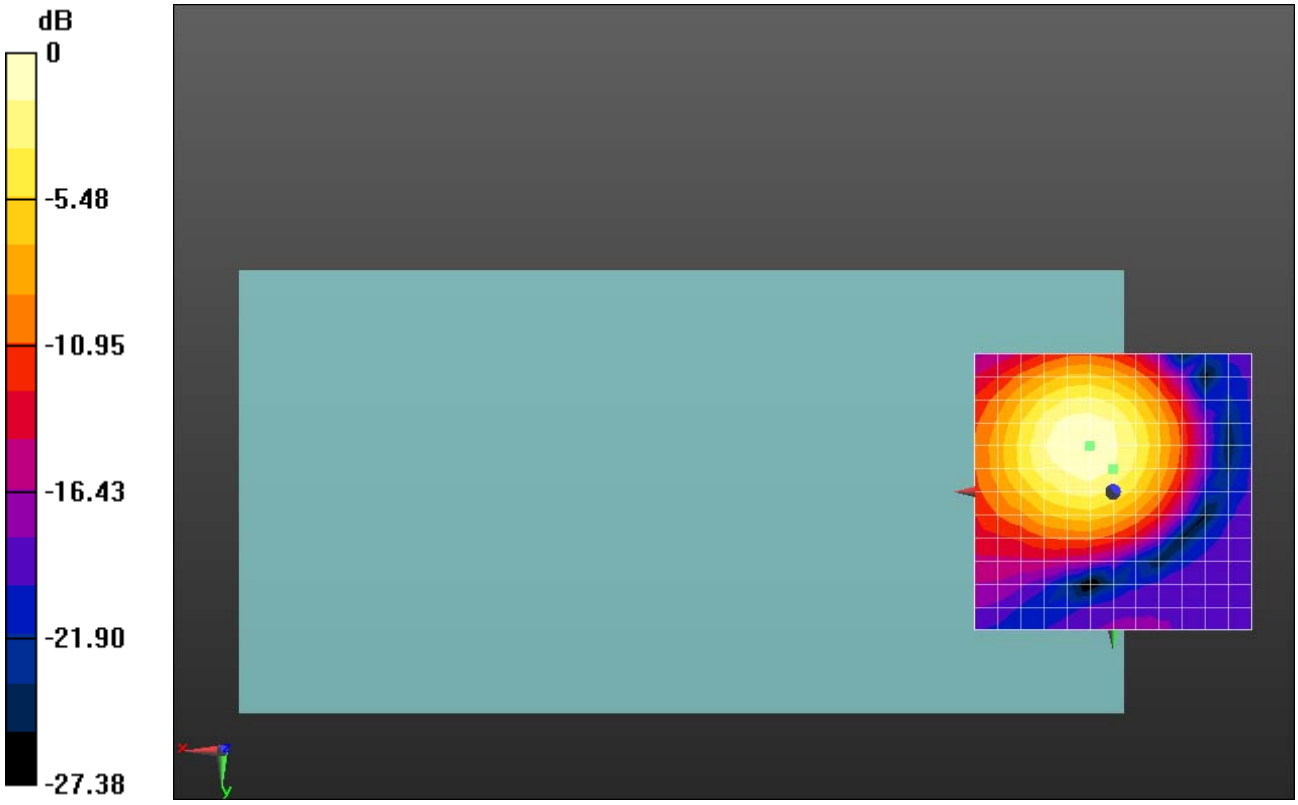

0 dB = 14.10 = 22.98 dB

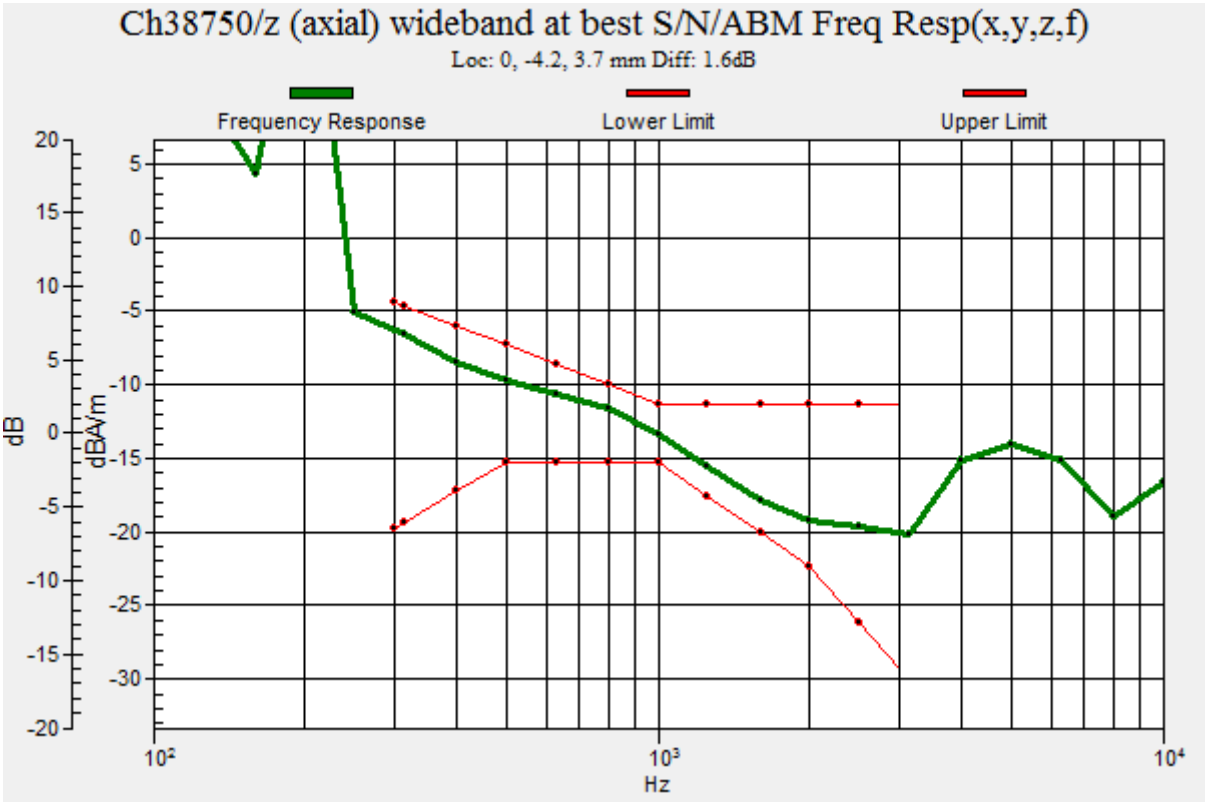
Ch38750/z (axial) wideband at best S/N/ABM Freq Resp(x,y,z,f)
Loc: 0, -4.2, 3.7 mm Diff: 1.6dB
Frequency Response
Lower Limit
Upper Limit
dB
dBA/m
Hz

HAC_T-Coil_LTE Band 40A_10MHz_QPSK_1RB_0offset_12.2Kbps_Ch38750_Y

Communication System: UID 10237 - CAB, LTE-TDD (SC-FDMA, 1 RB, 10 MHz, QPSK);
Frequency: 2310 MHz;Duty Cycle: 1:8.33681
Medium: Air Medium parameters used: $\sigma = 0$ S/m, $\varepsilon_r = 1$; $\rho = 0$ kg/m^3
Ambient Temperature：23.2 ℃

DASY5 Configuration:
- Probe: AM1DV2 - 1048; ; Calibrated: 2022.02.22
- Sensor-Surface: 0mm (Fix Surface)
- Electronics: DAE4 Sn480; Calibrated: 2021.06.22
- Phantom: HAC Test Arch with AMCC; Type: SD HAC P01 BA;
- Measurement SW: DASY52, Version 52.8 (8); SEMCAD X Version 14.6.10 (7331)

Ch38750/y (transversal) 4.2mm 50 x 50/ABM SNR(x,y,z) (13x13x1): Measurement grid: dx=10mm, dy=10mm
ABM1/ABM2 = 23.04 dB
ABM1 comp = -14.31 dBA/m
BWC Factor = 0.01 dB
Location: -4.2, 0, 3.7 mm



0 dB = 14.20 = 23.05 dB

HAC_T-Coil_LTE Band 40B_10MHz_QPSK_1RB_0offset_12.2Kbps_Ch39200_Z

Communication System: UID 10237 - CAB, LTE-TDD (SC-FDMA, 1 RB, 10 MHz, QPSK);
Frequency: 2355 MHz;Duty Cycle: 1:8.33681
Medium: Air Medium parameters used: $\sigma = 0$ S/m, $\varepsilon_r = 1$; $\rho = 0$ kg/m^3
Ambient Temperature：23.2 ℃

DASY5 Configuration:
- Probe: AM1DV2 - 1048; ; Calibrated: 2022.02.22
- Sensor-Surface: 0mm (Fix Surface)
- Electronics: DAE4 Sn480; Calibrated: 2021.06.22
- Phantom: HAC Test Arch with AMCC; Type: SD HAC P01 BA;
- Measurement SW: DASY52, Version 52.8 (8); SEMCAD X Version 14.6.10 (7331)

Ch39200/z (axial) 4.2mm 50 x 50/ABM SNR(x,y,z) (13x13x1): Measurement grid: dx=10mm, dy=10mm
ABM1/ABM2 = 22.97 dB
ABM1 comp = -7.38 dBA/m
BWC Factor = 0.01 dB
Location: 4.2, 0, 3.7 mm

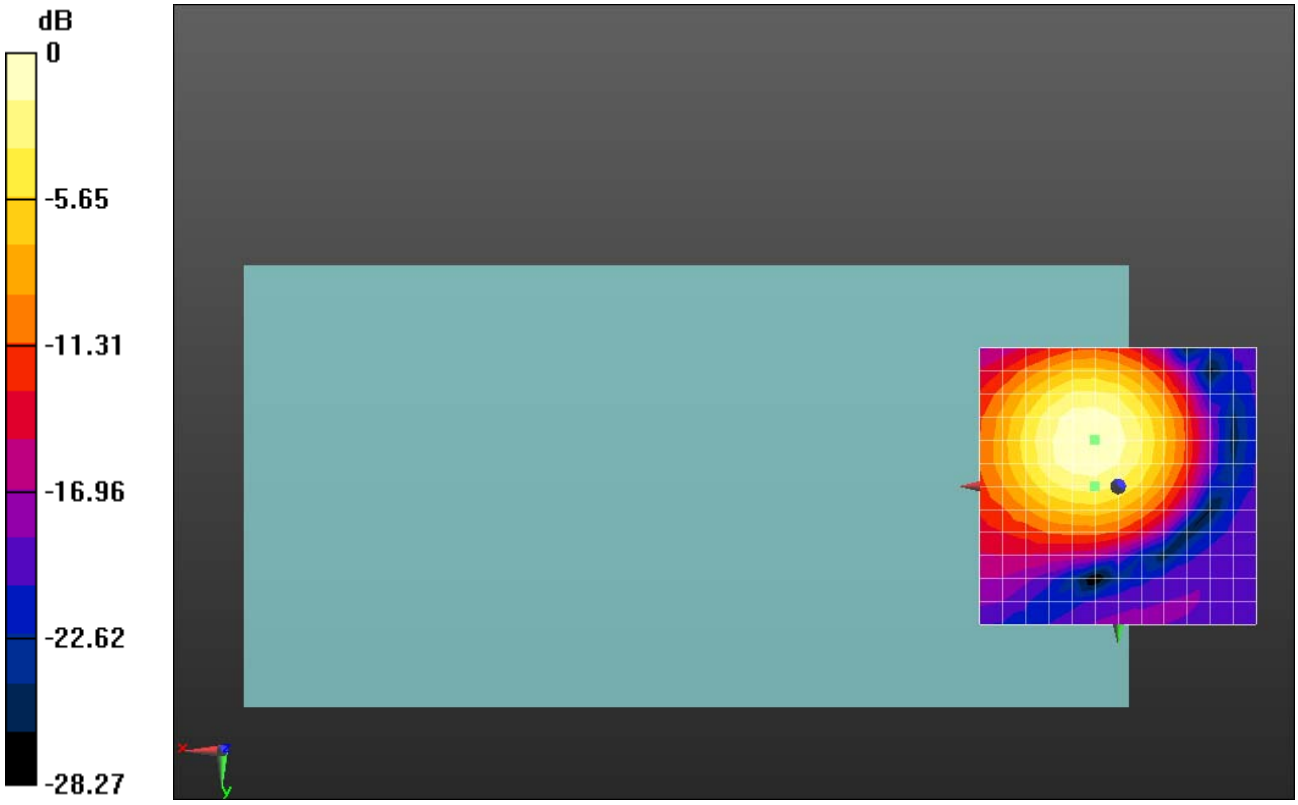

0 dB = 14.07 = 22.97 dB

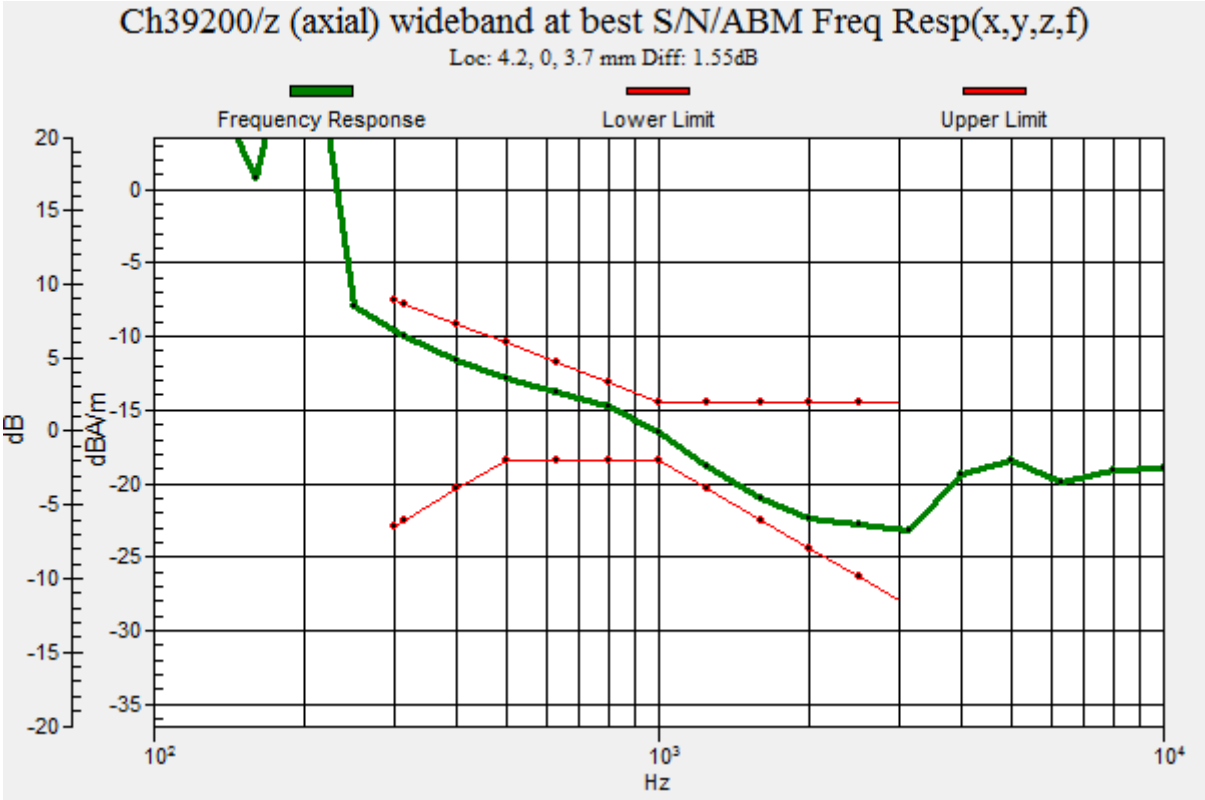
Ch39200/z (axial) wideband at best S/N/ABM Freq Resp(x,y,z,f)
Loc: 4.2, 0, 3.7 mm Diff: 1.55dB
Frequency Response
Lower Limit
Upper Limit
dB
dBA/m
Hz
20
15
10
5
0
-5
-10
-15
-20
0
-5
-10
-15
-20
-25
-30
-35
10²
10³
10⁴

HAC_T-Coil_LTE Band 40B_10MHz_QPSK_1RB_0offset_12.2Kbps_Ch39200_Y

Communication System: UID 10237 - CAB, LTE-TDD (SC-FDMA, 1 RB, 10 MHz, QPSK);
Frequency: 2355 MHz;Duty Cycle: 1:8.33681
Medium: Air Medium parameters used: $\sigma = 0$ S/m, $\varepsilon_r = 1$; $\rho = 0$ kg/m^3
Ambient Temperature：23.2 ℃

DASY5 Configuration:
- Probe: AM1DV2 - 1048; ; Calibrated: 2022.02.22
- Sensor-Surface: 0mm (Fix Surface)
- Electronics: DAE4 Sn480; Calibrated: 2021.06.22
- Phantom: HAC Test Arch with AMCC; Type: SD HAC P01 BA;
- Measurement SW: DASY52, Version 52.8 (8); SEMCAD X Version 14.6.10 (7331)

Ch39200/y (transversal) 4.2mm 50 x 50/ABM SNR(x,y,z) (13x13x1): Measurement grid: dx=10mm, dy=10mm
ABM1/ABM2 = 22.99 dB
ABM1 comp = -11.48 dBA/m
BWC Factor = 0.01 dB
Location: 0, 4.2, 3.7 mm



0 dB = 14.11 = 22.99 dB

HAC_T-Coil_LTE Band 41_20MHz_QPSK_1RB_0offset_12.2Kbps_Ch40620_Z

Communication System: UID 10172 - CAB, LTE-TDD (SC-FDMA, 1 RB, 20 MHz, QPSK);
Frequency: 2593 MHz;Duty Cycle: 1:8.33681
Medium: Air Medium parameters used: $\sigma = 0$ S/m, $\varepsilon_r = 1$; $\rho = 0$ kg/m^3
Ambient Temperature：23.2 ℃

DASY5 Configuration:
- Probe: AM1DV2 - 1048; ; Calibrated: 2022.02.22
- Sensor-Surface: 0mm (Fix Surface)
- Electronics: DAE4 Sn480; Calibrated: 2021.06.22
- Phantom: HAC Test Arch with AMCC; Type: SD HAC P01 BA;
- Measurement SW: DASY52, Version 52.8 (8); SEMCAD X Version 14.6.10 (7331)

Ch40620/z (axial) 4.2mm 50 x 50/ABM SNR(x,y,z) (13x13x1): Measurement grid: dx=10mm, dy=10mm
ABM1/ABM2 = 23.07 dB
ABM1 comp = -8.12 dBA/m
BWC Factor = 0.01 dB
Location: 0, 0, 3.7 mm

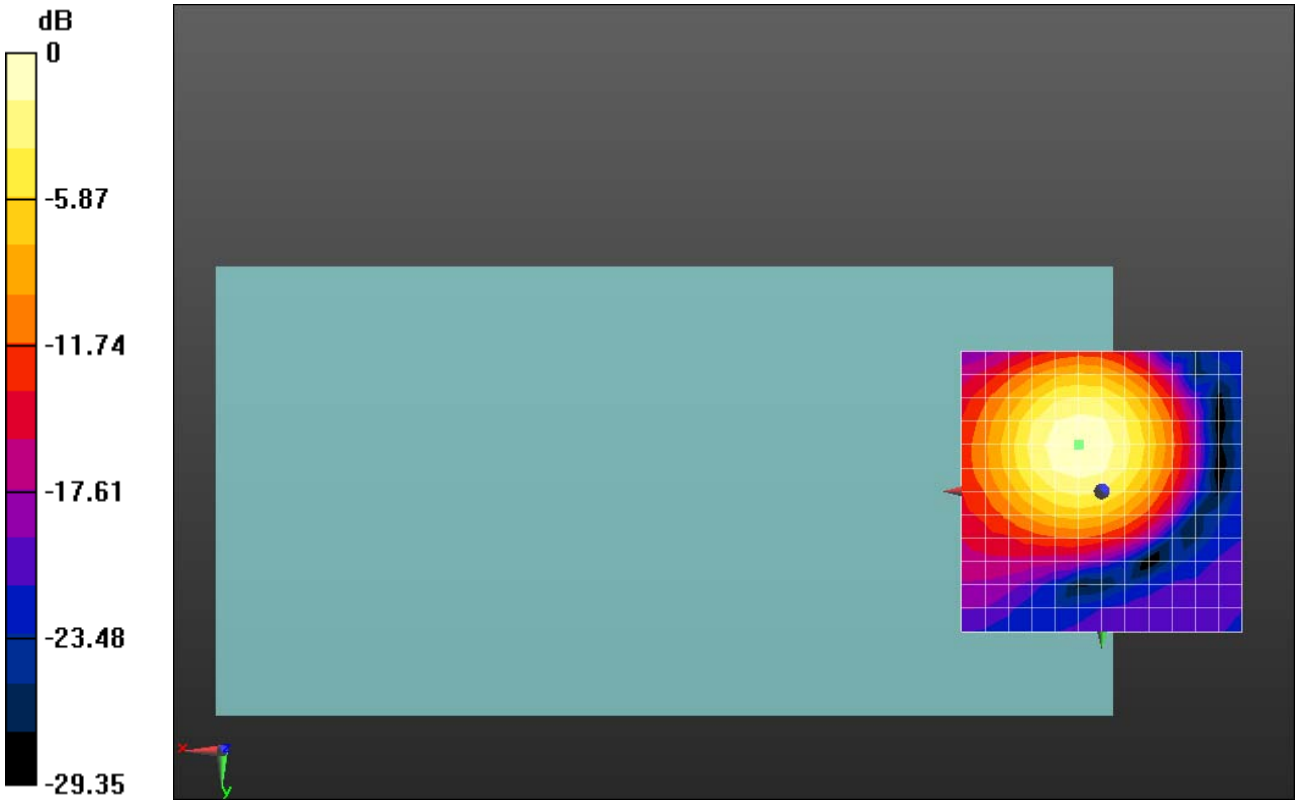

0 dB = 14.24 = 23.07 dB

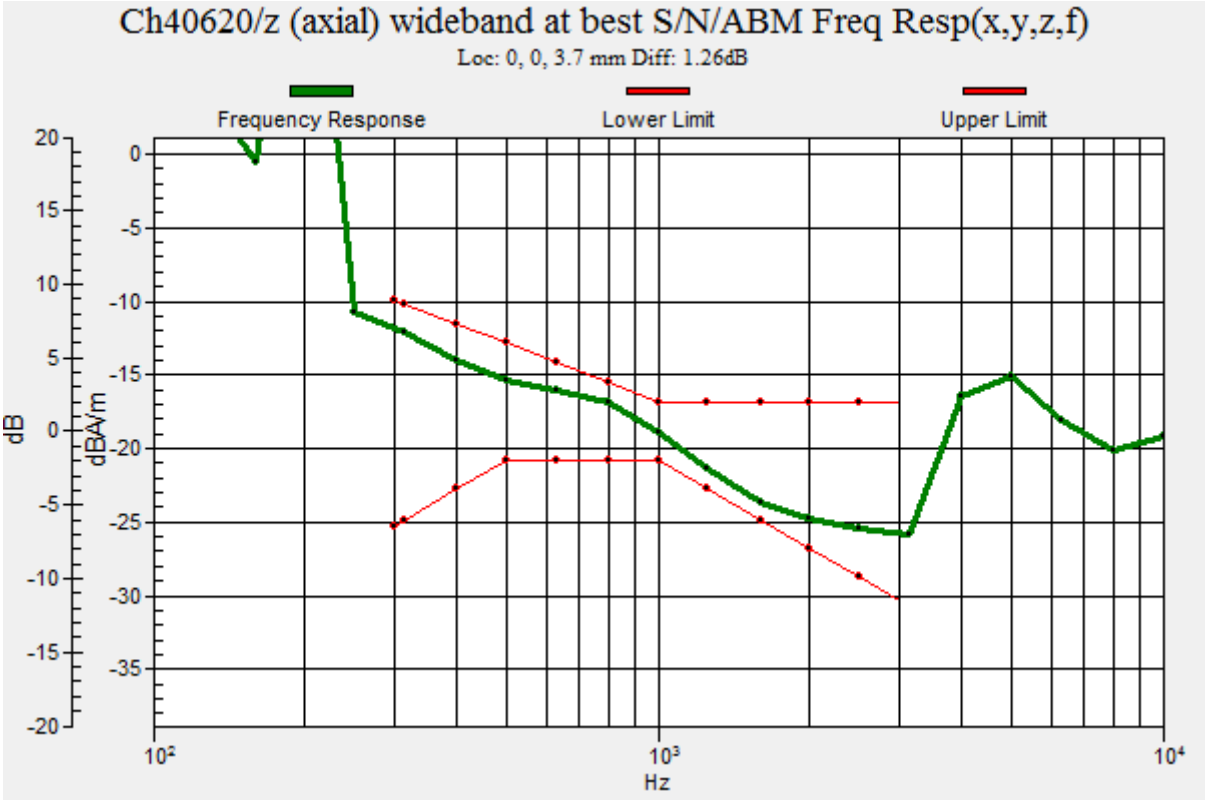
Ch40620/z (axial) wideband at best S/N/ABM Freq Resp(x,y,z,f)
Loc: 0, 0, 3.7 mm Diff: 1.26dB
Frequency Response
Lower Limit
Upper Limit
dB
dBA/m
Hz

HAC_T-Coil_LTE Band 41_20MHz_QPSK_1RB_0offset_12.2Kbps_Ch40620_Y

Communication System: UID 10172 - CAB, LTE-TDD (SC-FDMA, 1 RB, 20 MHz, QPSK);
Frequency: 2593 MHz;Duty Cycle: 1:8.33681
Medium: Air Medium parameters used: $\sigma = 0$ S/m, $\varepsilon_r = 1$; $\rho = 0$ kg/m^3
Ambient Temperature：23.2 ℃

DASY5 Configuration:
- Probe: AM1DV2 - 1048; ; Calibrated: 2022.02.22
- Sensor-Surface: 0mm (Fix Surface)
- Electronics: DAE4 Sn480; Calibrated: 2021.06.22
- Phantom: HAC Test Arch with AMCC; Type: SD HAC P01 BA;
- Measurement SW: DASY52, Version 52.8 (8); SEMCAD X Version 14.6.10 (7331)

Ch40620/y (transversal) 4.2mm 50 x 50/ABM SNR(x,y,z) (13x13x1): Measurement grid: dx=10mm, dy=10mm
ABM1/ABM2 = 22.75 dB
ABM1 comp = -13.46 dBA/m
BWC Factor = 0.01 dB
Location: -4.2, 0, 3.7 mm



0 dB = 13.72 = 22.75 dB

HAC_T-Coil_LTE Band 66_20MHz_QPSK_1RB_0offset_12.2Kbps_Ch132322_Z

Communication System: UID 0, LTE-FDD (SC-FDMA, 1RB, 20MHz, QPSK) (0); Frequency: 1745 MHz;Duty Cycle: 1:3.74111
Medium: Air Medium parameters used: $\sigma = 0$ S/m, $\varepsilon_r = 1$; $\rho = 0$ kg/m^3
Ambient Temperature：23.2 ℃

DASY5 Configuration:
- Probe: AM1DV2 - 1048; ; Calibrated: 2022.02.22
- Sensor-Surface: 0mm (Fix Surface)
- Electronics: DAE4 Sn480; Calibrated: 2021.06.22
- Phantom: HAC Test Arch with AMCC; Type: SD HAC P01 BA;
- Measurement SW: DASY52, Version 52.8 (8); SEMCAD X Version 14.6.10 (7331)

Ch132322/z (axial) 4.2mm 50 x 50/ABM SNR(x,y,z) (13x13x1): Measurement grid: dx=10mm, dy=10mm
ABM1/ABM2 = 27.40 dB
ABM1 comp = -8.80 dBA/m
BWC Factor = 0.0099 dB
Location: -4.2, -16.7, 3.7 mm

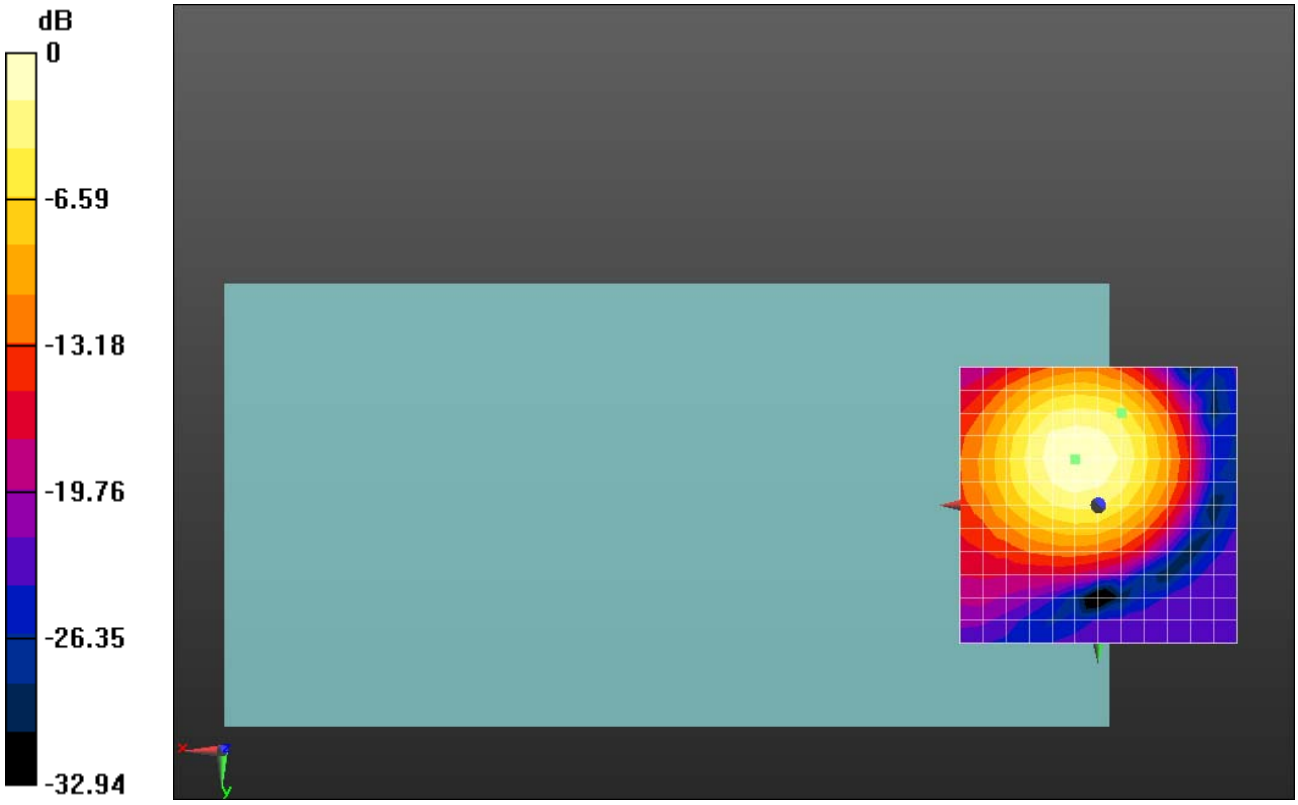

0 dB = 23.44 = 27.40 dB

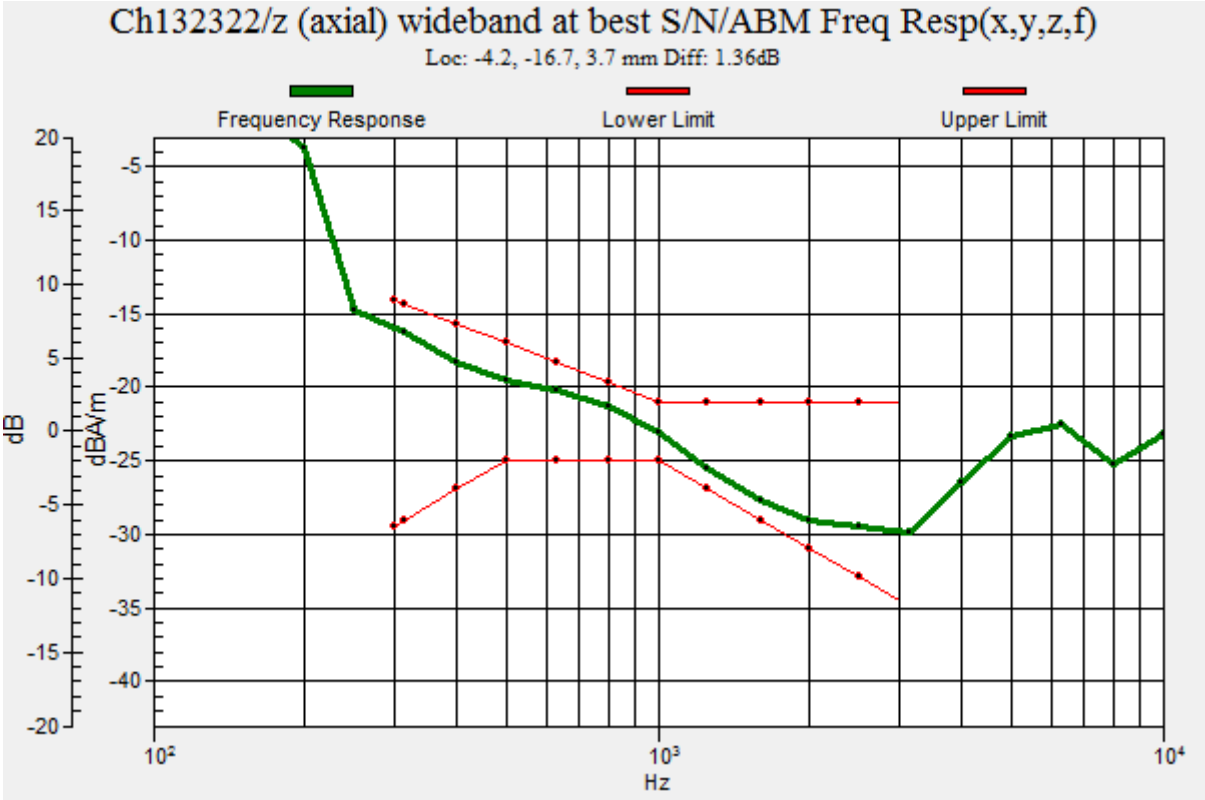
Ch132322/z (axial) wideband at best S/N/ABM Freq Resp(x,y,z,f)
Loc: -4.2, -16.7, 3.7 mm Diff: 1.36dB
Frequency Response
Lower Limit
Upper Limit
dB
dBA/m
Hz
20
15
10
5
0
-5
-10
-15
-20
-5
-10
-15
-20
-25
-30
-35
-40
10²
10³
10⁴

HAC_T-Coil_LTE Band 66_20MHz_QPSK_1RB_0offset_12.2Kbps_Ch132322_Y

Communication System: UID 0, LTE-FDD (SC-FDMA, 1RB, 20MHz, QPSK) (0); Frequency: 1745 MHz;Duty Cycle: 1:3.74111
Medium: Air Medium parameters used: $\sigma = 0$ S/m, $\varepsilon_r = 1$; $\rho = 0$ kg/m^3
Ambient Temperature：23.2 ℃

DASY5 Configuration:
- Probe: AM1DV2 - 1048; ; Calibrated: 2022.02.22
- Sensor-Surface: 0mm (Fix Surface)
- Electronics: DAE4 Sn480; Calibrated: 2021.06.22
- Phantom: HAC Test Arch with AMCC; Type: SD HAC P01 BA;
- Measurement SW: DASY52, Version 52.8 (8); SEMCAD X Version 14.6.10 (7331)

Ch132322/y (transversal) 4.2mm 50 x 50/ABM SNR(x,y,z) (13x13x1): Measurement grid: dx=10mm, dy=10mm
ABM1/ABM2 = 26.96 dB
ABM1 comp = -8.33 dBA/m
BWC Factor = 0.0099 dB
Location: 4.2, 0, 3.7 mm



0 dB = 22.29 = 26.96 dB

HAC_T-Coil_VoWiFi 2.4GHz_802.11b 1Mbps_AMR 4.75Kbps_Ch6_Z

Communication System: UID 10315 - AAA, IEEE 802.11b WiFi 2.4 GHz (DSSS, 1 Mbps, 96pc duty cycle); Frequency: 2437 MHz;Duty Cycle: 1:1.48252
Medium: Air Medium parameters used: $\sigma = 0$ S/m, $\varepsilon_r = 1$; $\rho = 0$ kg/m^3
Ambient Temperature：23.2 ℃

DASY5 Configuration:
- Probe: AM1DV2 - 1048; ; Calibrated: 2021.02.22
- Sensor-Surface: 0mm (Fix Surface)
- Electronics: DAE4 Sn480; Calibrated: 2021.06.22
- Phantom: HAC Test Arch with AMCC; Type: SD HAC P01 BA;
- Measurement SW: DASY52, Version 52.8 (8); SEMCAD X Version 14.6.10 (7331)

Ch6/z (axial) 4.2mm 50 x 50/ABM SNR(x,y,z) (13x13x1): Measurement grid: dx=10mm, dy=10mm
ABM1/ABM2 = 43.04 dB
ABM1 comp = 2.54 dBA/m
BWC Factor = 0.02 dB
Location: 4.2, -12.5, 3.7 mm

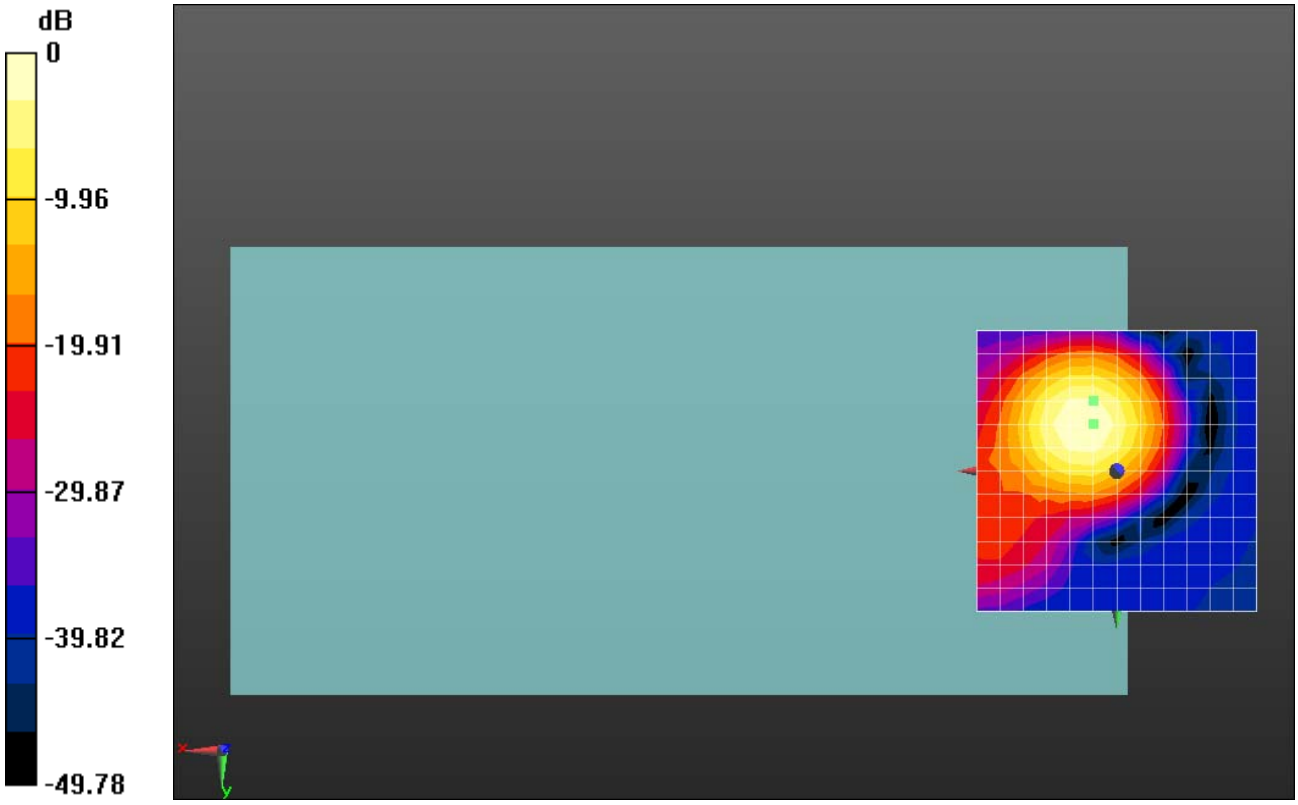

0 dB = 141.9 = 43.04 dB

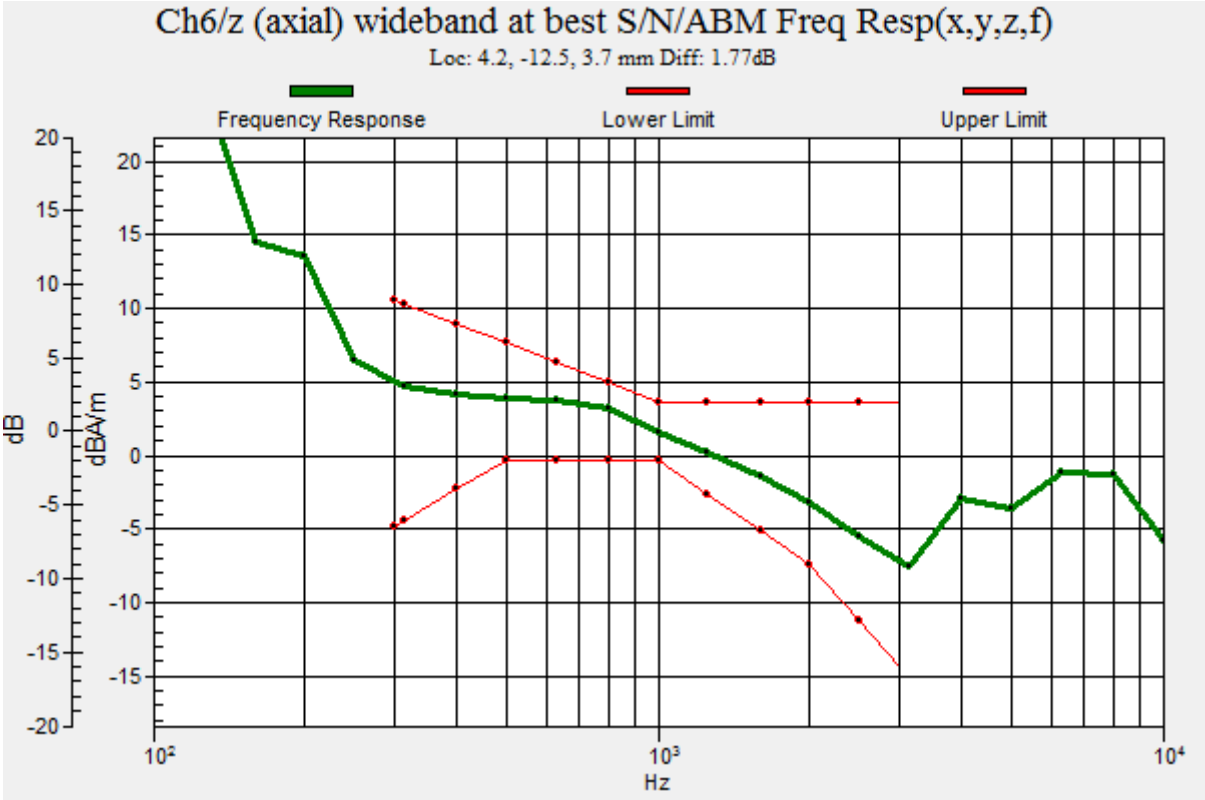
Ch6/z (axial) wideband at best S/N/ABM Freq Resp(x,y,z,f)
Loc: 4.2, -12.5, 3.7 mm Diff: 1.77dB
Frequency Response
Lower Limit
Upper Limit
dB
dBA/m
Hz

HAC_T-Coil_VoWiFi 2.4GHz_802.11b 1Mbps_AMR 4.75Kbps_Ch6_Y

Communication System: UID 10315 - AAA, IEEE 802.11b WiFi 2.4 GHz (DSSS, 1 Mbps, 96pc duty cycle); Frequency: 2437 MHz;Duty Cycle: 1:1.48252
Medium: Air Medium parameters used: $\sigma = 0$ S/m, $\varepsilon_r = 1$; $\rho = 0$ kg/m^3
Ambient Temperature：23.2 ℃

DASY5 Configuration:
- Probe: AM1DV2 - 1048; ; Calibrated: 2021.02.22
- Sensor-Surface: 0mm (Fix Surface)
- Electronics: DAE4 Sn480; Calibrated: 2021.06.22
- Phantom: HAC Test Arch with AMCC; Type: SD HAC P01 BA;
- Measurement SW: DASY52, Version 52.8 (8); SEMCAD X Version 14.6.10 (7331)

Ch6/y (transversal) 4.2mm 50 x 50/ABM SNR(x,y,z) (13x13x1): Measurement grid: dx=10mm, dy=10mm
ABM1/ABM2 = 35.66 dB
ABM1 comp = -13.33 dBA/m
BWC Factor = 0.02 dB
Location: -8.3, 4.2, 3.7 mm



0 dB = 60.64 = 35.66 dB

HAC_T-Coil_VoWiFi 2.4GHz_802.11g 6Mbps_AMR 4.75Kbps_Ch6_Z

Communication System: UID 10419 - AAA, IEEE 802.11g WiFi 2.4 GHz (DSSS-OFDM, 6 Mbps, 99pc duty cycle, Short preambule); Frequency: 2437 MHz;Duty Cycle: 1:6.59174
Medium: Air Medium parameters used: $\sigma = 0$ S/m, $\varepsilon_r = 1$; $\rho = 0$ kg/m^3
Ambient Temperature：23.2 ℃

DASY5 Configuration:
- Probe: AM1DV2 - 1048; ; Calibrated: 2021.02.22
- Sensor-Surface: 0mm (Fix Surface)
- Electronics: DAE4 Sn480; Calibrated: 2021.06.22
- Phantom: HAC Test Arch with AMCC; Type: SD HAC P01 BA;
- Measurement SW: DASY52, Version 52.8 (8); SEMCAD X Version 14.6.10 (7331)

Ch6/z (axial) 4.2mm 50 x 50/ABM SNR(x,y,z) (13x13x1): Measurement grid: dx=10mm, dy=10mm
ABM1/ABM2 = 42.39 dB
ABM1 comp = 2.73 dBA/m
BWC Factor = 0.02 dB
Location: 4.2, -12.5, 3.7 mm

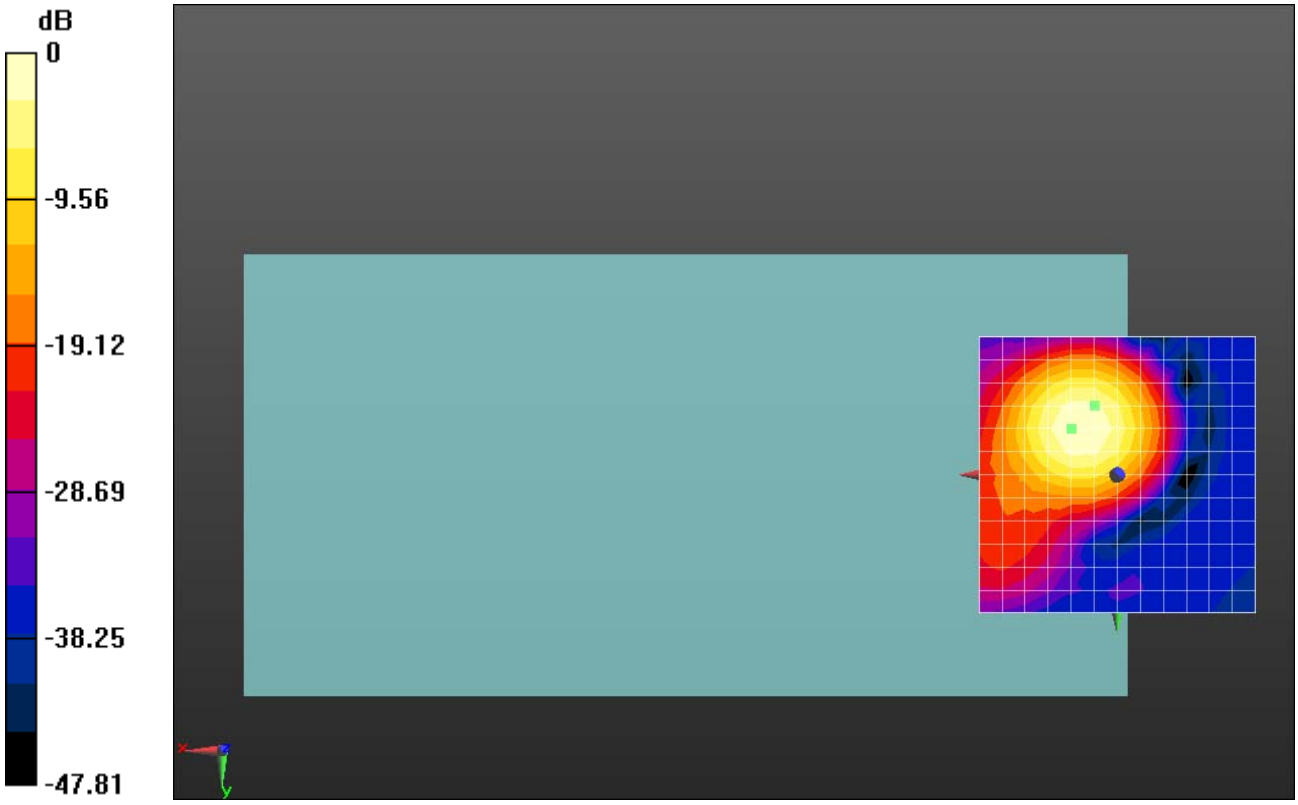

0 dB = 131.7 = 42.39 dB

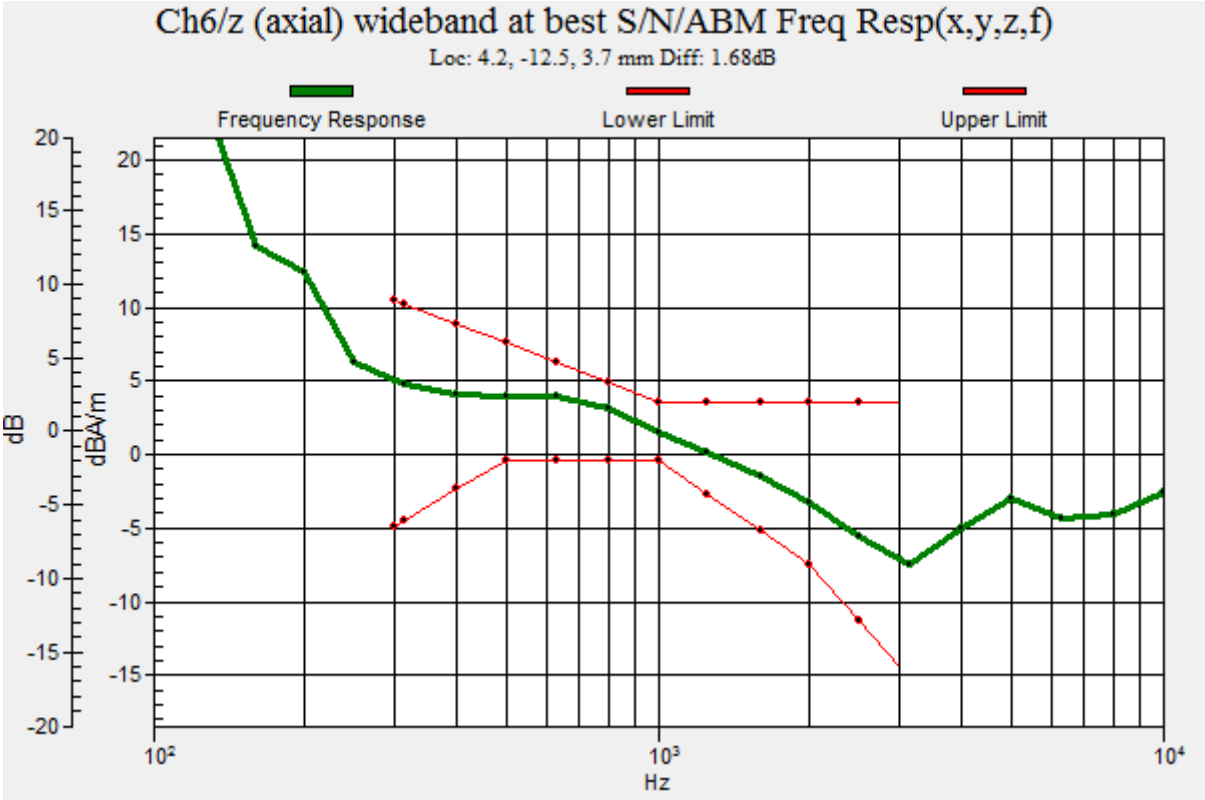
Ch6/z (axial) wideband at best S/N/ABM Freq Resp(x,y,z,f)
Loc: 4.2, -12.5, 3.7 mm Diff: 1.68dB
Frequency Response
Lower Limit
Upper Limit
dB
dBA/m
Hz

HAC_T-Coil_VoWiFi 2.4GHz_802.11g 6Mbps_AMR 4.75Kbps_Ch6_Y

Communication System: UID 10419 - AAA, IEEE 802.11g WiFi 2.4 GHz (DSSS-OFDM, 6 Mbps, 99pc duty cycle, Short preambule); Frequency: 2437 MHz;Duty Cycle: 1:6.59174
Medium: Air Medium parameters used: $\sigma = 0$ S/m, $\varepsilon_r = 1$; $\rho = 0$ kg/m^3
Ambient Temperature：23.2 ℃

DASY5 Configuration:
- Probe: AM1DV2 - 1048; ; Calibrated: 2021.02.22
- Sensor-Surface: 0mm (Fix Surface)
- Electronics: DAE4 Sn480; Calibrated: 2021.06.22
- Phantom: HAC Test Arch with AMCC; Type: SD HAC P01 BA;
- Measurement SW: DASY52, Version 52.8 (8); SEMCAD X Version 14.6.10 (7331)

Ch6/y (transversal) 4.2mm 50 x 50/ABM SNR(x,y,z) (13x13x1): Measurement grid: dx=10mm, dy=10mm
ABM1/ABM2 = 34.59 dB
ABM1 comp = -13.96 dBA/m
BWC Factor = 0.02 dB
Location: -8.3, 4.2, 3.7 mm



0 dB = 53.62 = 34.59 dB

HAC_T-Coil_VoWiFi 2.4GHz_802.11n-HT20 MCS0_AMR 4.75Kbps_Ch6_Z

Communication System: UID 10193 - CAA, IEEE 802.11n (HT Greenfield, 6.5 Mbps, BPSK);
Frequency: 2437 MHz;Duty Cycle: 1:6.44169
Medium: Air Medium parameters used: $\sigma = 0$ S/m, $\varepsilon_r = 1$; $\rho = 0$ kg/m^3
Ambient Temperature：23.2 ℃

DASY5 Configuration:
- Probe: AM1DV2 - 1048; ; Calibrated: 2021.02.22
- Sensor-Surface: 0mm (Fix Surface)
- Electronics: DAE4 Sn480; Calibrated: 2021.06.22
- Phantom: HAC Test Arch with AMCC; Type: SD HAC P01 BA;
- Measurement SW: DASY52, Version 52.8 (8); SEMCAD X Version 14.6.10 (7331)

Ch6/z (axial) 4.2mm 50 x 50/ABM SNR(x,y,z) (13x13x1): Measurement grid: dx=10mm, dy=10mm
ABM1/ABM2 = 42.70 dB
ABM1 comp = 1.87 dBA/m
BWC Factor = 0.02 dB
Location: 4.2, -12.5, 3.7 mm



0 dB = 136.4 = 42.70 dB

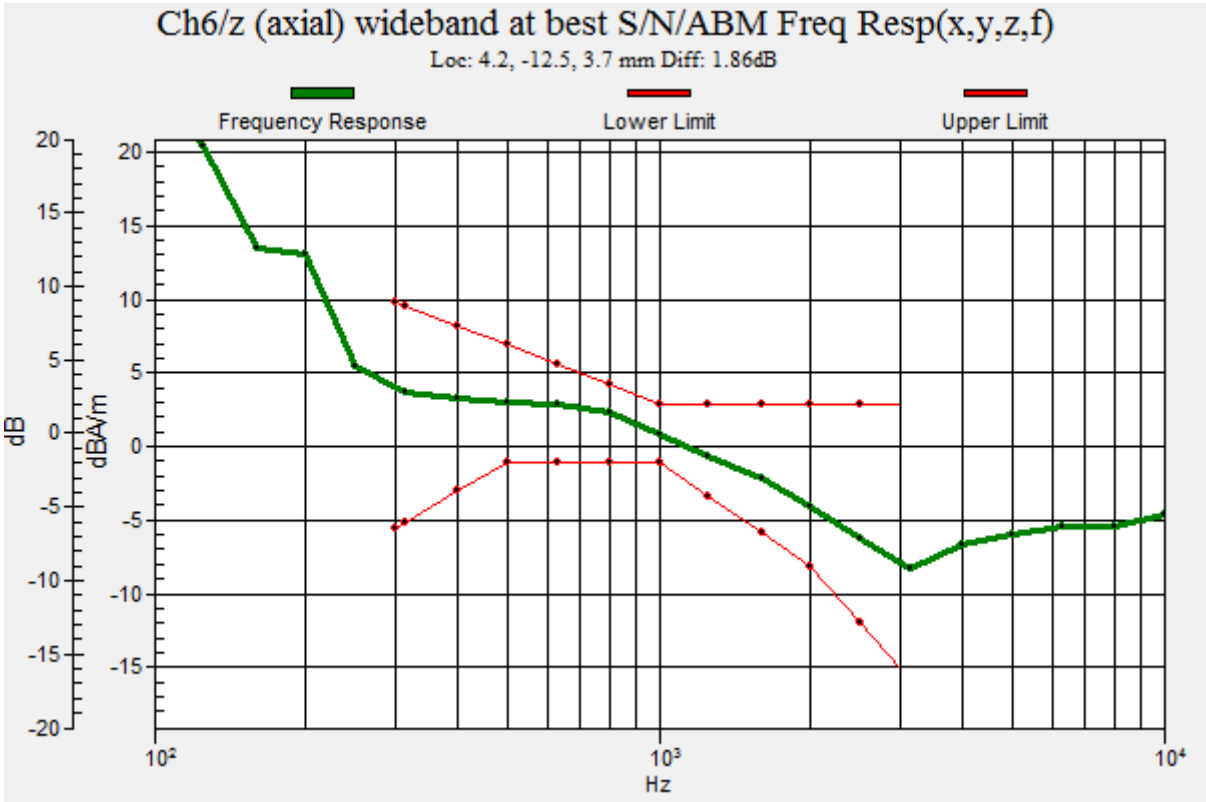
Ch6/z (axial) wideband at best S/N/ABM Freq Resp(x,y,z,f)
Loc: 4.2, -12.5, 3.7 mm Diff: 1.86dB
Frequency Response
Lower Limit
Upper Limit
dB
dBA/m
20
15
10
5
0
-5
-10
-15
-20
10^2
10^3
10^4
Hz

HAC_T-Coil_VoWiFi 2.4GHz_802.11n-HT20 MCS0_AMR 4.75Kbps_Ch6_Y

Communication System: UID 10193 - CAA, IEEE 802.11n (HT Greenfield, 6.5 Mbps, BPSK);
Frequency: 2437 MHz;Duty Cycle: 1:6.44169
Medium: Air Medium parameters used: $\sigma = 0$ S/m, $\varepsilon_r = 1$; $\rho = 0$ kg/m^3
Ambient Temperature：23.2 ℃

DASY5 Configuration:
- Probe: AM1DV2 - 1048; ; Calibrated: 2021.02.22
- Sensor-Surface: 0mm (Fix Surface)
- Electronics: DAE4 Sn480; Calibrated: 2021.06.22
- Phantom: HAC Test Arch with AMCC; Type: SD HAC P01 BA;
- Measurement SW: DASY52, Version 52.8 (8); SEMCAD X Version 14.6.10 (7331)

Ch6/y (transversal) 4.2mm 50 x 50/ABM SNR(x,y,z) (13x13x1): Measurement grid: dx=10mm, dy=10mm
ABM1/ABM2 = 36.45 dB
ABM1 comp = -12.84 dBA/m
BWC Factor = 0.02 dB
Location: -4.2, 4.2, 3.7 mm



0 dB = 66.42 = 36.45 dB

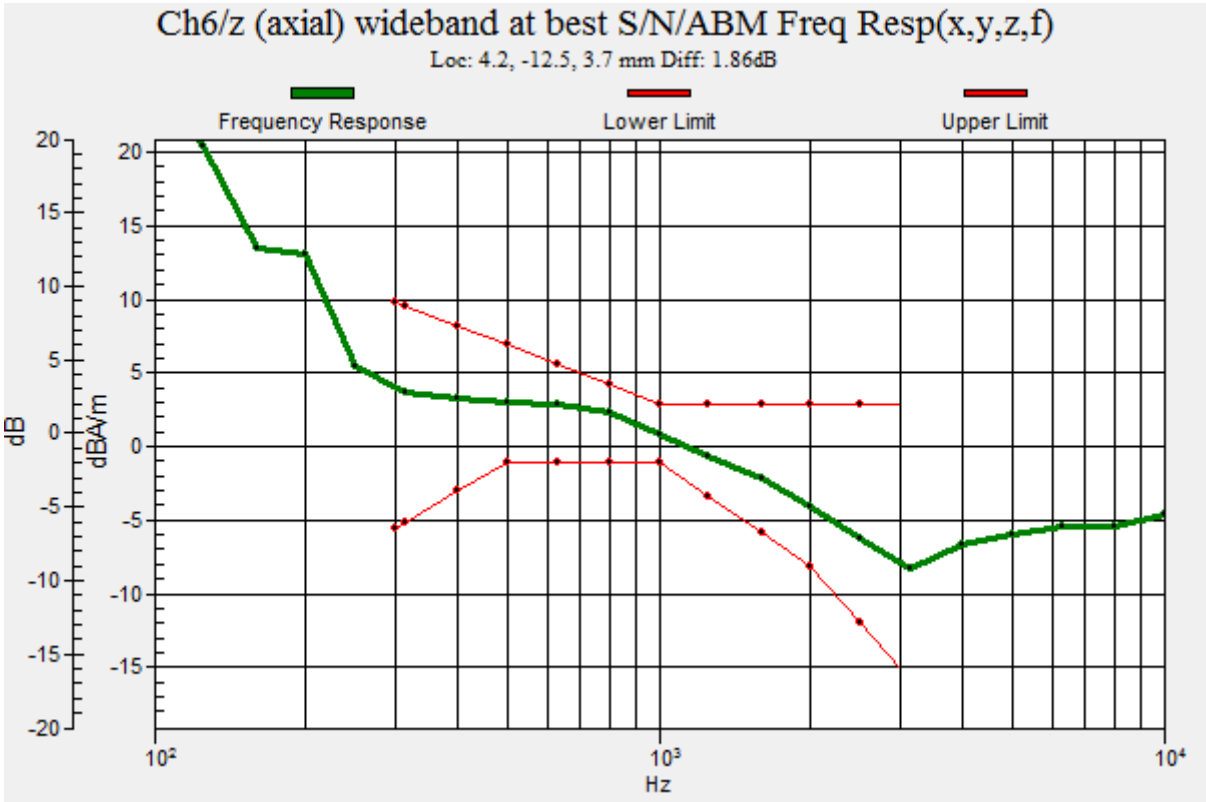
Ch6/z (axial) wideband at best S/N/ABM Freq Resp(x,y,z,f)
Loc: 4.2, -12.5, 3.7 mm Diff: 1.86dB
Frequency Response
Lower Limit
Upper Limit
dB
dBA/m
20
15
10
5
0
-5
-10
-15
-20
10^2
10^3
10^4
Hz

HAC_T-Coil_VoWiFi 2.4GHz_802.11n-HT40 MCS0_AMR 4.75Kbps_Ch6_Z

Communication System: UID 10114 - CAA, IEEE 802.11n (HT Greenfield, 13.5 Mbps, BPSK);
Frequency: 2437 MHz;Duty Cycle: 1:6.45654
Medium: Air Medium parameters used: $\sigma = 0$ S/m, $\varepsilon_r = 1$; $\rho = 0$ kg/m^3
Ambient Temperature：23.2 ℃

DASY5 Configuration:
- Probe: AM1DV2 - 1048; ; Calibrated: 2021.02.22
- Sensor-Surface: 0mm (Fix Surface)
- Electronics: DAE4 Sn480; Calibrated: 2021.06.22
- Phantom: HAC Test Arch with AMCC; Type: SD HAC P01 BA;
- Measurement SW: DASY52, Version 52.8 (8); SEMCAD X Version 14.6.10 (7331)

Ch6/z (axial) 4.2mm 50 x 50/ABM SNR(x,y,z) (13x13x1): Measurement grid: dx=10mm, dy=10mm
ABM1/ABM2 = 44.94 dB
ABM1 comp = 1.16 dBA/m
BWC Factor = 0.02 dB
Location: 0, -12.5, 3.7 mm

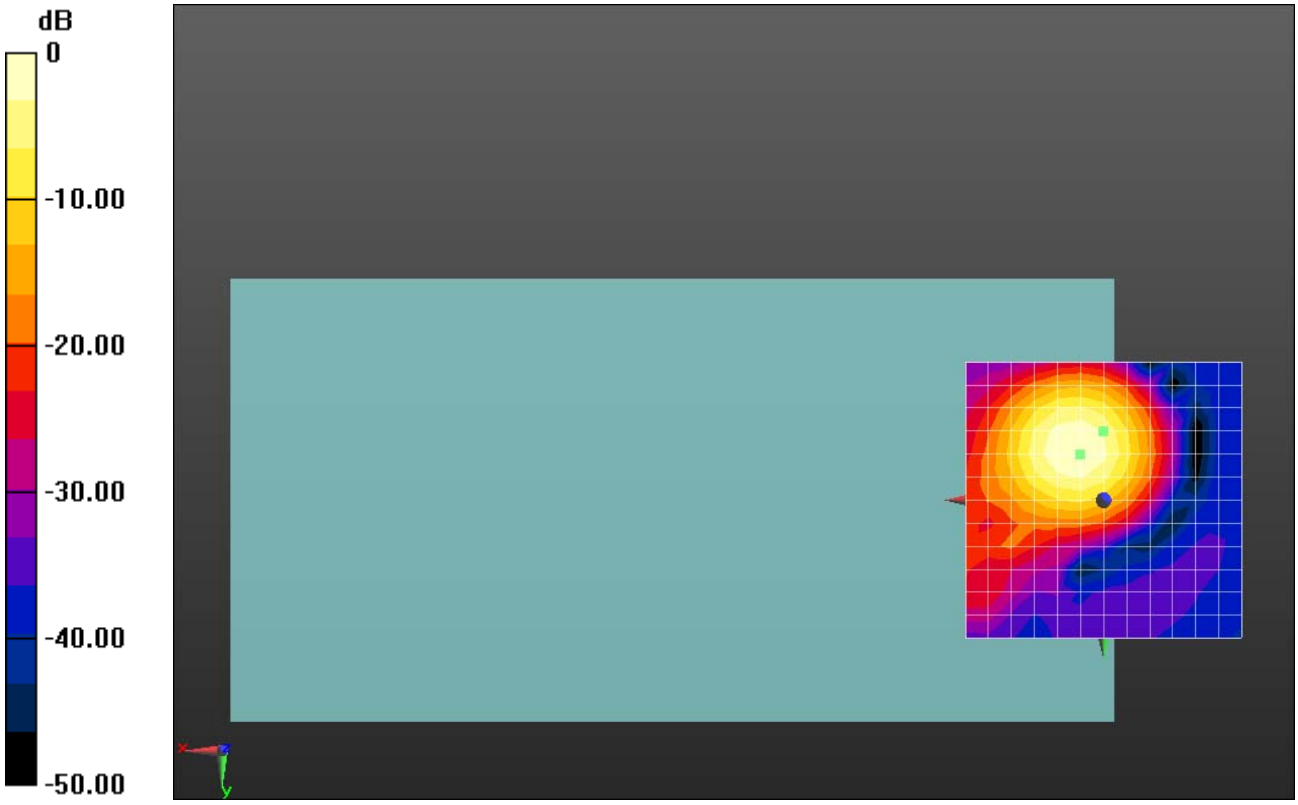

0 dB = 176.5 = 44.93 dB

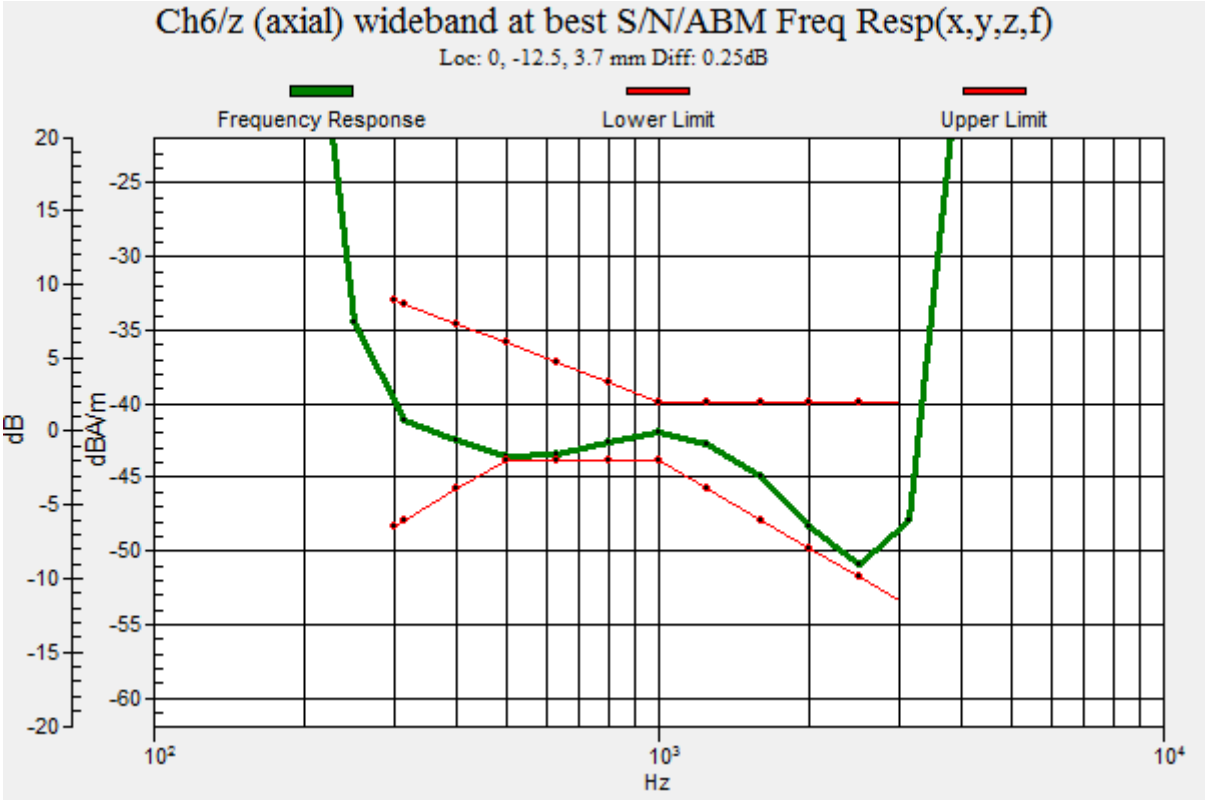
Ch6/z (axial) wideband at best S/N/ABM Freq Resp(x,y,z,f)
Loc: 0, -12.5, 3.7 mm Diff: 0.25dB
Frequency Response
Lower Limit
Upper Limit
dB
dBA/m
Hz

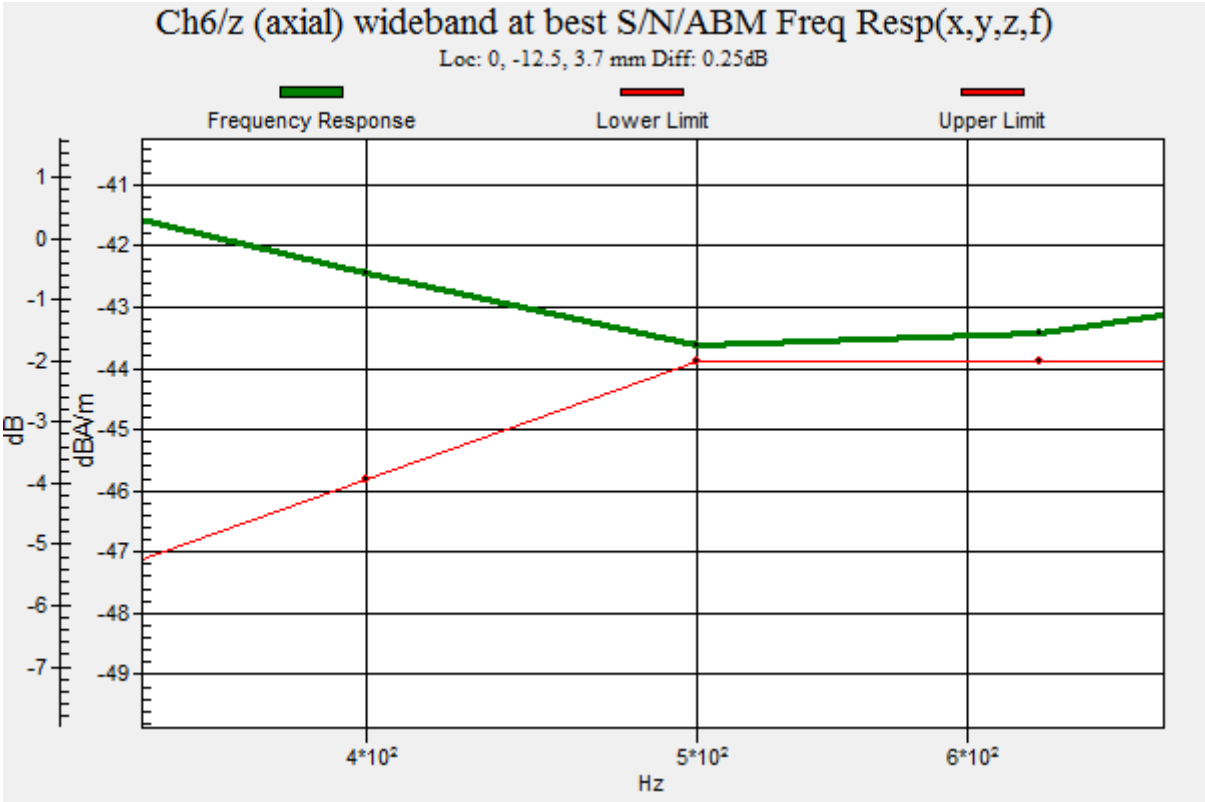
Ch6/z (axial) wideband at best S/N/ABM Freq Resp(x,y,z,f)
Loc: 0, -12.5, 3.7 mm Diff: 0.25dB
Frequency Response
Lower Limit
Upper Limit
dB
dBA/m
Hz

HAC_T-Coil_VoWiFi 2.4GHz_802.11n-HT40 MCS0_AMR 4.75Kbps_Ch6_Y

Communication System: UID 10193 - CAA, IEEE 802.11n (HT Greenfield, 6.5 Mbps, BPSK);
Frequency: 2437 MHz;Duty Cycle: 1:6.44169
Medium: Air Medium parameters used: $\sigma = 0$ S/m, $\varepsilon_r = 1$; $\rho = 0$ kg/m^3
Ambient Temperature：23.2 ℃

DASY5 Configuration:
- Probe: AM1DV2 - 1048; ; Calibrated: 2022.02.22
- Sensor-Surface: 0mm (Fix Surface)
- Electronics: DAE4 Sn480; Calibrated: 2021.06.22
- Phantom: HAC Test Arch with AMCC; Type: SD HAC P01 BA;
- Measurement SW: DASY52, Version 52.8 (8); SEMCAD X Version 14.6.10 (7331)

Ch6/y (transversal) 4.2mm 50 x 50/ABM SNR(x,y,z) (13x13x1): Measurement grid: dx=10mm, dy=10mm
ABM1/ABM2 = 32.35 dB
ABM1 comp = -11.73 dBA/m
BWC Factor = 0.02 dB
Location: 4.2, -12.5, 3.7 mm



0 dB = 41.45 = 32.35 dB

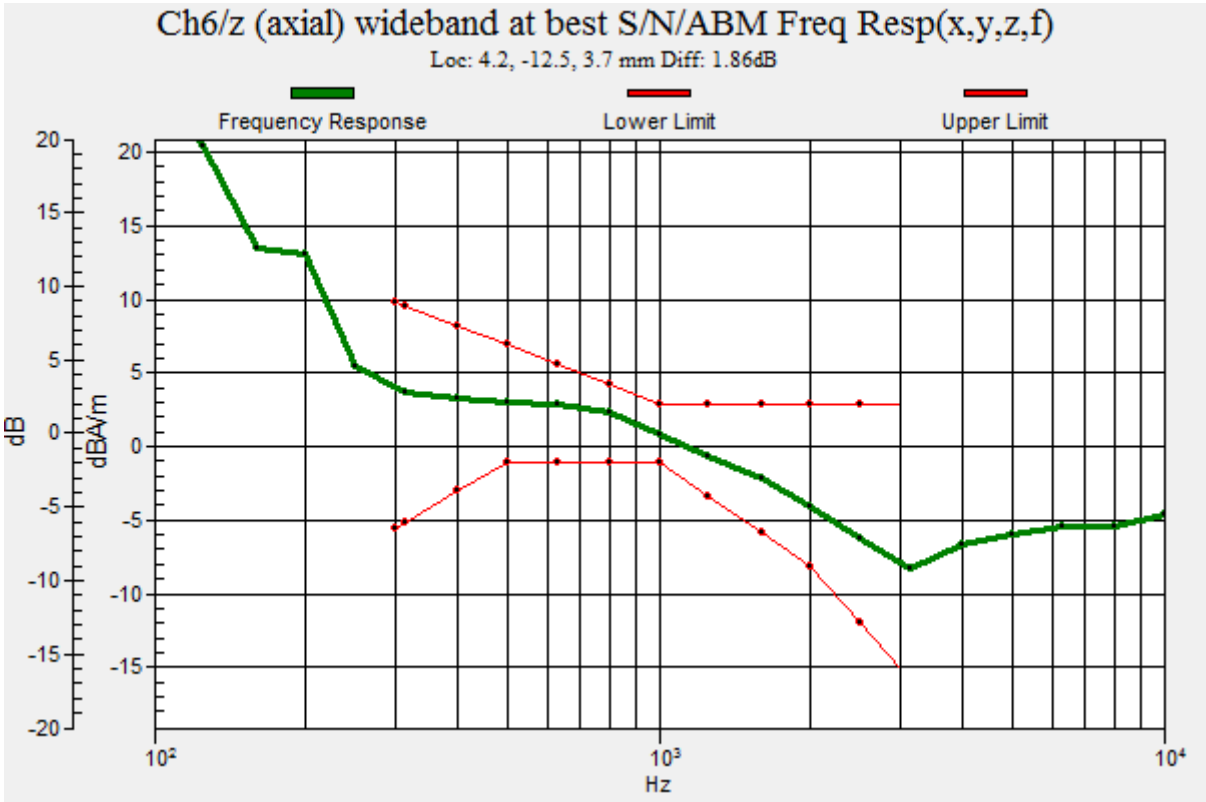
Ch6/z (axial) wideband at best S/N/ABM Freq Resp(x,y,z,f)
Loc: 4.2, -12.5, 3.7 mm Diff: 1.86dB
Frequency Response
Lower Limit
Upper Limit
dB
dBA/m
20
15
10
5
0
-5
-10
-15
-20
10^2
10^3
10^4
Hz

HAC_T-Coil_VoWiFi 2.4GHz_802.11ax-HEW20 RU26_AMR 4.75Kbps_Ch6_Z

Communication System: UID 10415 - AAA, IEEE 802.11ax-HEW20 WiFi 2.4 GHz (DSSS, MCS0 (RU26), 99pc duty cycle); Frequency: 2437 MHz;Duty Cycle: 1:1.42561
Medium: Air Medium parameters used: $\sigma = 0$ S/m, $\varepsilon_r = 1$; $\rho = 0$ kg/m^3
Ambient Temperature：23.2 ℃

DASY5 Configuration:
- Probe: AM1DV2 - 1048; ; Calibrated: 2021.02.22
- Sensor-Surface: 0mm (Fix Surface)
- Electronics: DAE4 Sn480; Calibrated: 2021.06.22
- Phantom: HAC Test Arch with AMCC; Type: SD HAC P01 BA;
- Measurement SW: DASY52, Version 52.8 (8); SEMCAD X Version 14.6.10 (7331)

Ch6/z (axial) 4.2mm 50 x 50/ABM SNR(x,y,z) (13x13x1): Measurement grid: dx=10mm, dy=10mm
ABM1/ABM2 = 40.48 dB
ABM1 comp = -3.40 dBA/m
BWC Factor = 0.03 dB
Location: 8.3, -16.7, 3.7 mm

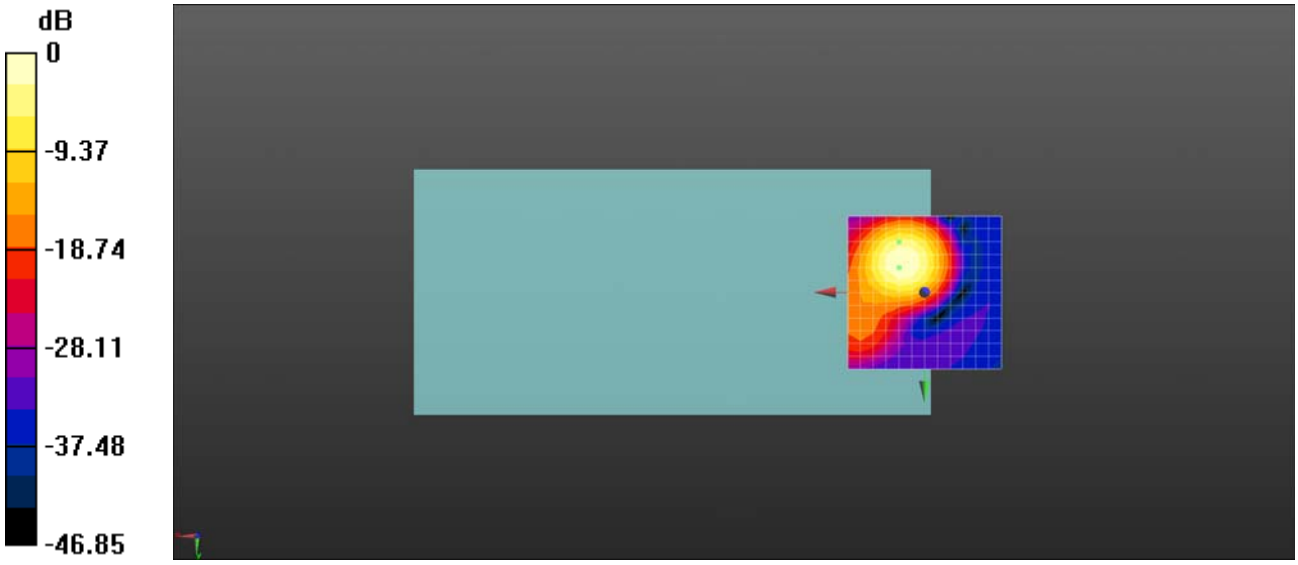

0 dB = 105.7 = 40.48 dB

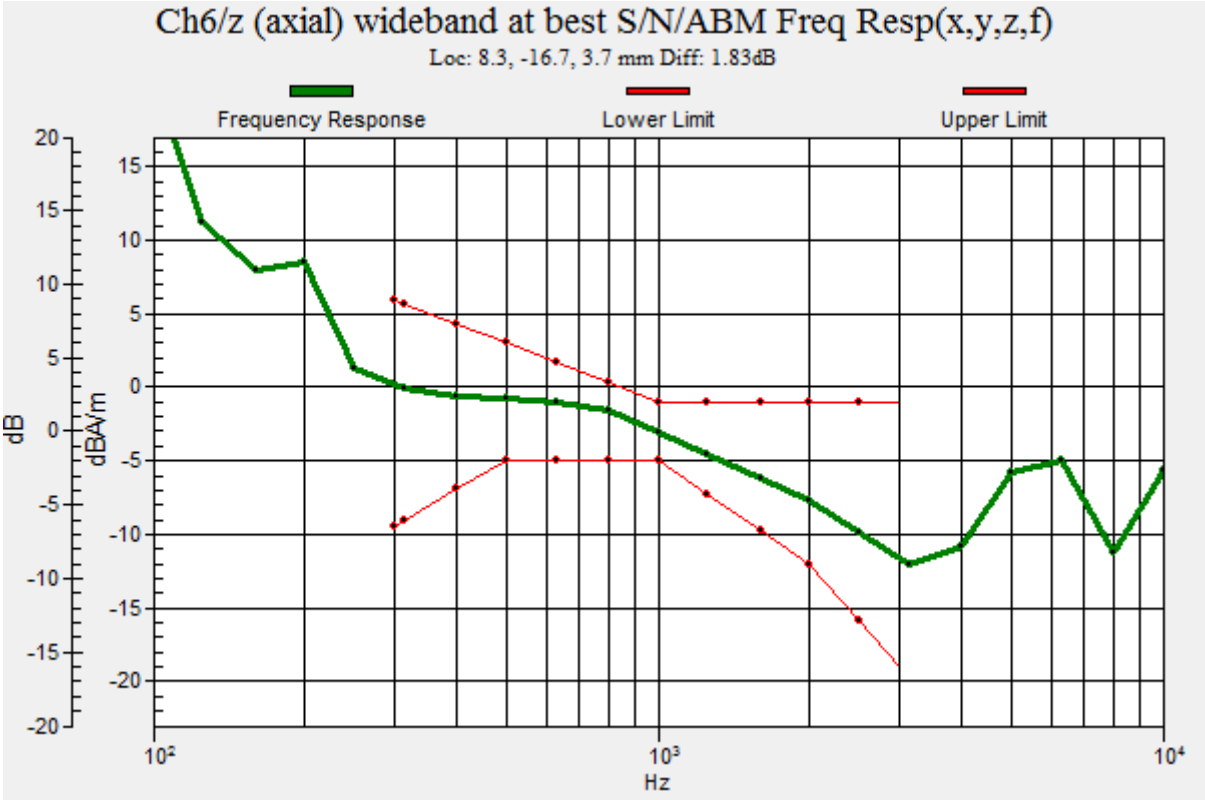
Ch6/z (axial) wideband at best S/N/ABM Freq Resp(x,y,z,f)
Loc: 8.3, -16.7, 3.7 mm Diff: 1.83dB
Frequency Response
Lower Limit
Upper Limit
dB
dBA/m
Hz

HAC_T-Coil_VoWiFi 2.4GHz_802.11ax-HEW20 RU26_AMR 4.75Kbps_Ch6_Y

Communication System: UID 10415 - AAA, IEEE 802.11ax-HEW20 WiFi 2.4 GHz (DSSS, MCS0 (RU26), 99pc duty cycle); Frequency: 2437 MHz;Duty Cycle: 1:1.42561
Medium: Air Medium parameters used: $\sigma = 0$ S/m, $\varepsilon_r = 1$; $\rho = 0$ kg/m^3
Ambient Temperature：23.2 ℃

DASY5 Configuration:
- Probe: AM1DV2 - 1048; ; Calibrated: 2021.02.22
- Sensor-Surface: 0mm (Fix Surface)
- Electronics: DAE4 Sn480; Calibrated: 2021.06.22
- Phantom: HAC Test Arch with AMCC; Type: SD HAC P01 BA;
- Measurement SW: DASY52, Version 52.8 (8); SEMCAD X Version 14.6.10 (7331)

Ch6/y (transversal) 4.2mm 50 x 50/ABM SNR(x,y,z) (13x13x1): Measurement grid: dx=10mm, dy=10mm
ABM1/ABM2 = 36.23 dB
ABM1 comp = -14.34 dBA/m
BWC Factor = 0.03 dB
Location: -4.2, 4.2, 3.7 mm



0 dB = 64.78 = 36.23 dB

HAC_T-Coil_VoWiFi 2.4GHz_802.11ax-HEW20 RU52_AMR 4.75Kbps_Ch6_Z

Communication System: UID 10415 - AAA, IEEE 802.11ax-HEW20 WiFi 2.4 GHz (DSSS, MCS0 (RU52), 99pc duty cycle); Frequency: 2437 MHz;Duty Cycle: 1:1.42561
Medium: Air Medium parameters used: $\sigma = 0$ S/m, $\varepsilon_r = 1$; $\rho = 0$ kg/m^3
Ambient Temperature：23.2 ℃

DASY5 Configuration:
- Probe: AM1DV2 - 1048; ; Calibrated: 2021.02.22
- Sensor-Surface: 0mm (Fix Surface)
- Electronics: DAE4 Sn480; Calibrated: 2021.06.22
- Phantom: HAC Test Arch with AMCC; Type: SD HAC P01 BA;
- Measurement SW: DASY52, Version 52.8 (8); SEMCAD X Version 14.6.10 (7331)

Ch6/z (axial) 4.2mm 50 x 50/ABM SNR(x,y,z) (13x13x1): Measurement grid: dx=10mm, dy=10mm
ABM1/ABM2 = 40.43 dB
ABM1 comp = 0.25 dBA/m
BWC Factor = 0.03 dB
Location: 4.2, -12.5, 3.7 mm



0 dB = 105.1 = 40.43 dB

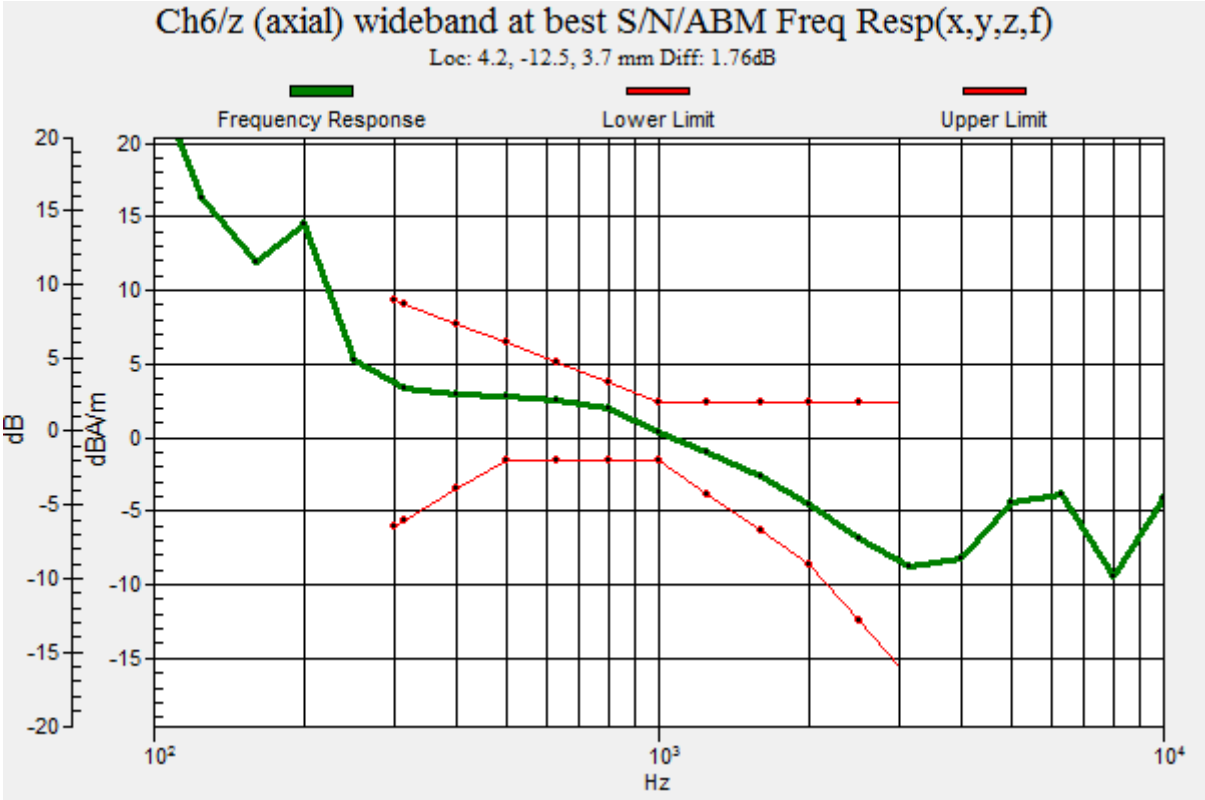
Ch6/z (axial) wideband at best S/N/ABM Freq Resp(x,y,z,f)
Loc: 4.2, -12.5, 3.7 mm Diff: 1.76dB
Frequency Response
Lower Limit
Upper Limit
dB
dBA/m
20
15
10
5
0
-5
-10
-15
-20
10^2
10^3
10^4
Hz

HAC_T-Coil_VoWiFi 2.4GHz_802.11ax-HEW20 RU52_AMR 4.75Kbps_Ch6_Y

Communication System: UID 10415 - AAA, IEEE 802.11ax-HEW20 WiFi 2.4 GHz (DSSS, MCS0 (RU52), 99pc duty cycle); Frequency: 2437 MHz;Duty Cycle: 1:1.42561
Medium: Air Medium parameters used: $\sigma = 0$ S/m, $\varepsilon_r = 1$; $\rho = 0$ kg/m^3
Ambient Temperature：23.2 ℃

DASY5 Configuration:
- Probe: AM1DV2 - 1048; ; Calibrated: 2021.02.22
- Sensor-Surface: 0mm (Fix Surface)
- Electronics: DAE4 Sn480; Calibrated: 2021.06.22
- Phantom: HAC Test Arch with AMCC; Type: SD HAC P01 BA;
- Measurement SW: DASY52, Version 52.8 (8); SEMCAD X Version 14.6.10 (7331)

Ch6/y (transversal) 4.2mm 50 x 50/ABM SNR(x,y,z) (13x13x1): Measurement grid: dx=10mm, dy=10mm
ABM1/ABM2 = 36.16 dB
ABM1 comp = -11.35 dBA/m
BWC Factor = 0.03 dB
Location: 0, 4.2, 3.7 mm



0 dB = 64.23 = 36.15 dB

HAC_T-Coil_VoWiFi 2.4GHz_802.11ax-HEW20 RU242_AMR 4.75Kbps_Ch6_Z

Communication System: UID 10415 - AAA, IEEE 802.11ax-HEW20 WiFi 2.4 GHz (DSSS, MCS0 (RU242), 99pc duty cycle); Frequency: 2437 MHz;Duty Cycle: 1:1.42561
Medium: Air Medium parameters used: $\sigma = 0$ S/m, $\varepsilon_r = 1$; $\rho = 0$ kg/m^3
Ambient Temperature：23.2 ℃

DASY5 Configuration:
- Probe: AM1DV2 - 1048; ; Calibrated: 2021.02.22
- Sensor-Surface: 0mm (Fix Surface)
- Electronics: DAE4 Sn480; Calibrated: 2021.06.22
- Phantom: HAC Test Arch with AMCC; Type: SD HAC P01 BA;
- Measurement SW: DASY52, Version 52.8 (8); SEMCAD X Version 14.6.10 (7331)

Ch6/z (axial) 4.2mm 50 x 50/ABM SNR(x,y,z) (13x13x1): Measurement grid: dx=10mm, dy=10mm

ABM1/ABM2 = 40.02 dB
ABM1 comp = -3.32 dBA/m
BWC Factor = 0.03 dB
Location: 8.3, -16.7, 3.7 mm



0 dB = 100.2 = 40.02 dB

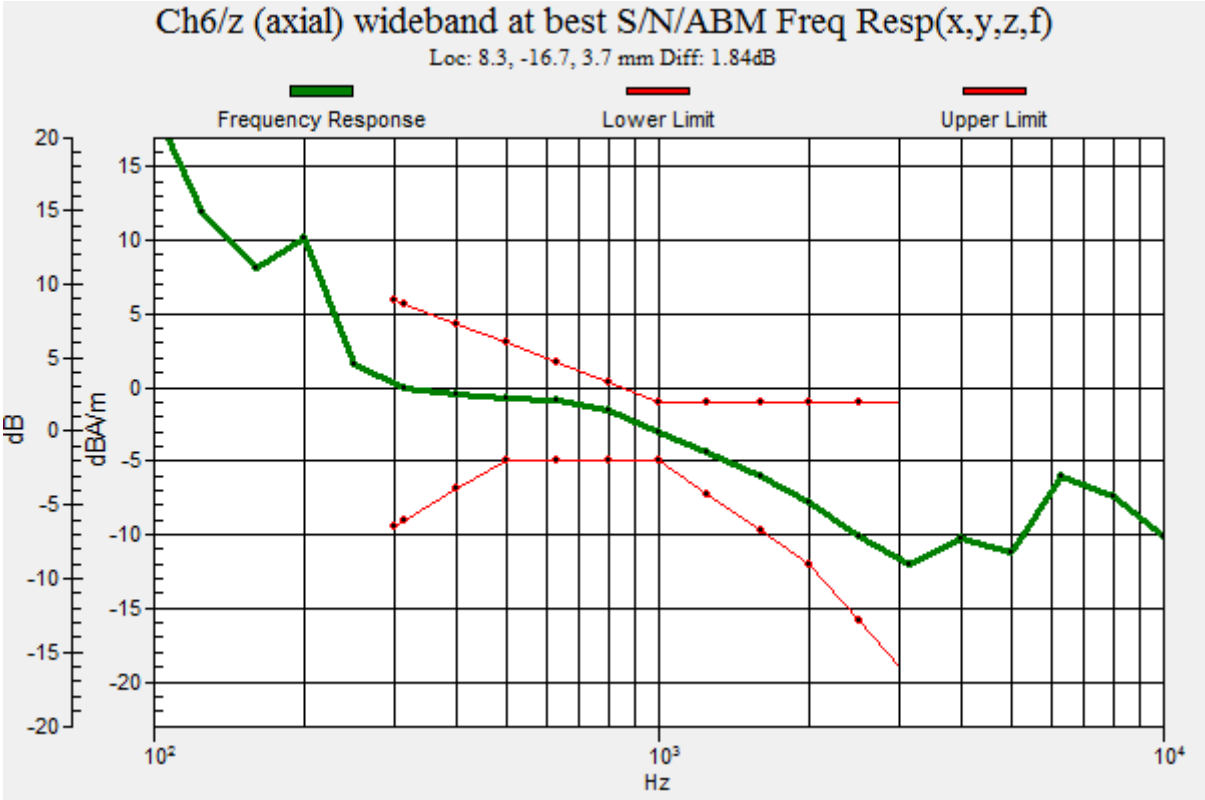
Ch6/z (axial) wideband at best S/N/ABM Freq Resp(x,y,z,f)
Loc: 8.3, -16.7, 3.7 mm Diff: 1.84dB
Frequency Response
Lower Limit
Upper Limit
dB
dBA/m
Hz

HAC_T-Coil_VoWiFi 2.4GHz_802.11ax-HEW20 RU242_AMR 4.75Kbps_Ch6_Y

Communication System: UID 10415 - AAA, IEEE 802.11ax-HEW20 WiFi 2.4 GHz (DSSS, MCS0 (RU242), 99pc duty cycle); Frequency: 2437 MHz;Duty Cycle: 1:1.42561
Medium: Air Medium parameters used: $\sigma = 0$ S/m, $\varepsilon_r = 1$; $\rho = 0$ kg/m^3
Ambient Temperature：23.2 ℃

DASY5 Configuration:
- Probe: AM1DV2 - 1048; ; Calibrated: 2021.02.22
- Sensor-Surface: 0mm (Fix Surface)
- Electronics: DAE4 Sn480; Calibrated: 2021.06.22
- Phantom: HAC Test Arch with AMCC; Type: SD HAC P01 BA;
- Measurement SW: DASY52, Version 52.8 (8); SEMCAD X Version 14.6.10 (7331)

Ch6/y (transversal) 4.2mm 50 x 50/ABM SNR(x,y,z) (13x13x1): Measurement grid: dx=10mm, dy=10mm
ABM1/ABM2 = 37.04 dB
ABM1 comp = -11.33 dBA/m
BWC Factor = 0.03 dB
Location: 0, 4.2, 3.7 mm



0 dB = 71.09 = 37.04 dB

HAC_T-Coil_VoWiFi 5.2GHz_802.11a 6Mbps_AMR 4.75Kbps_Ch44_Z

Communication System: UID 10317 - AAA, IEEE 802.11a WiFi 5 GHz (OFDM, 6 Mbps, 96pc duty cycle); Frequency: 5220 MHz;Duty Cycle: 1:6.85488
Medium: Air Medium parameters used: $\sigma = 0$ S/m, $\varepsilon_r = 1$; $\rho = 0$ kg/m^3
Ambient Temperature：23.2 ℃

DASY5 Configuration:
- Probe: AM1DV2 - 1048; ; Calibrated: 2021.02.22
- Sensor-Surface: 0mm (Fix Surface)
- Electronics: DAE4 Sn480; Calibrated: 2021.06.22
- Phantom: HAC Test Arch with AMCC; Type: SD HAC P01 BA;
- Measurement SW: DASY52, Version 52.8 (8); SEMCAD X Version 14.6.10 (7331)

Ch44/z (axial) 4.2mm 50 x 50/ABM SNR(x,y,z) (13x13x1): Measurement grid: dx=10mm, dy=10mm
ABM1/ABM2 = 47.26 dB
ABM1 comp = 0.15 dBA/m
BWC Factor = 0.03 dB
Location: 4.2, -12.5, 3.7 mm

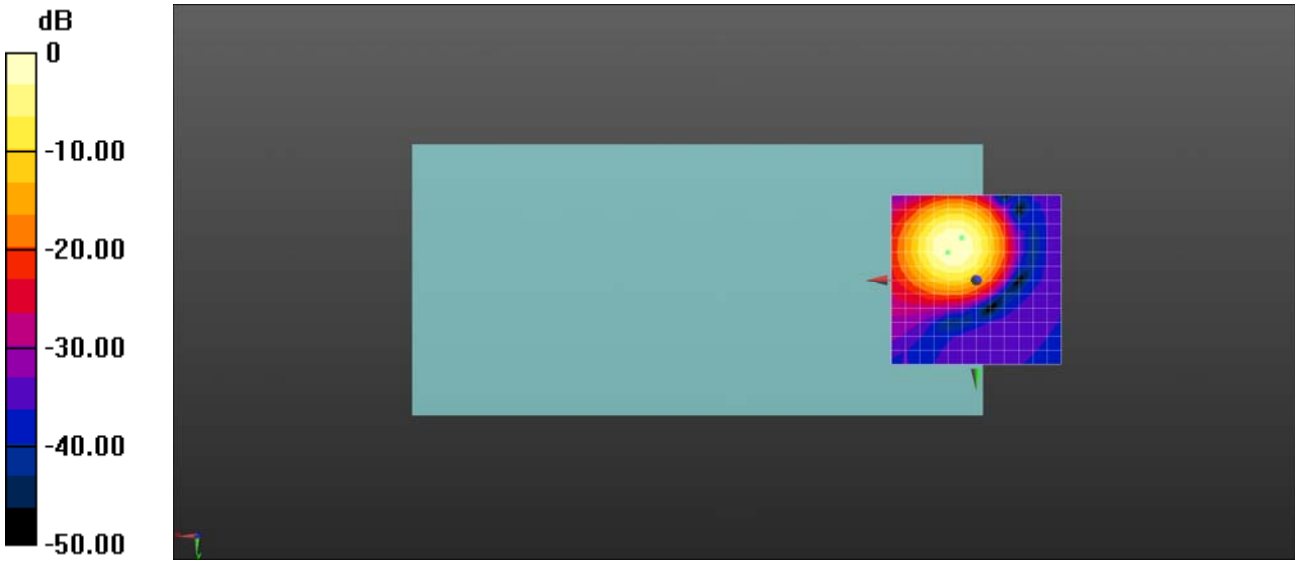

0 dB = 230.6 = 47.26 dB

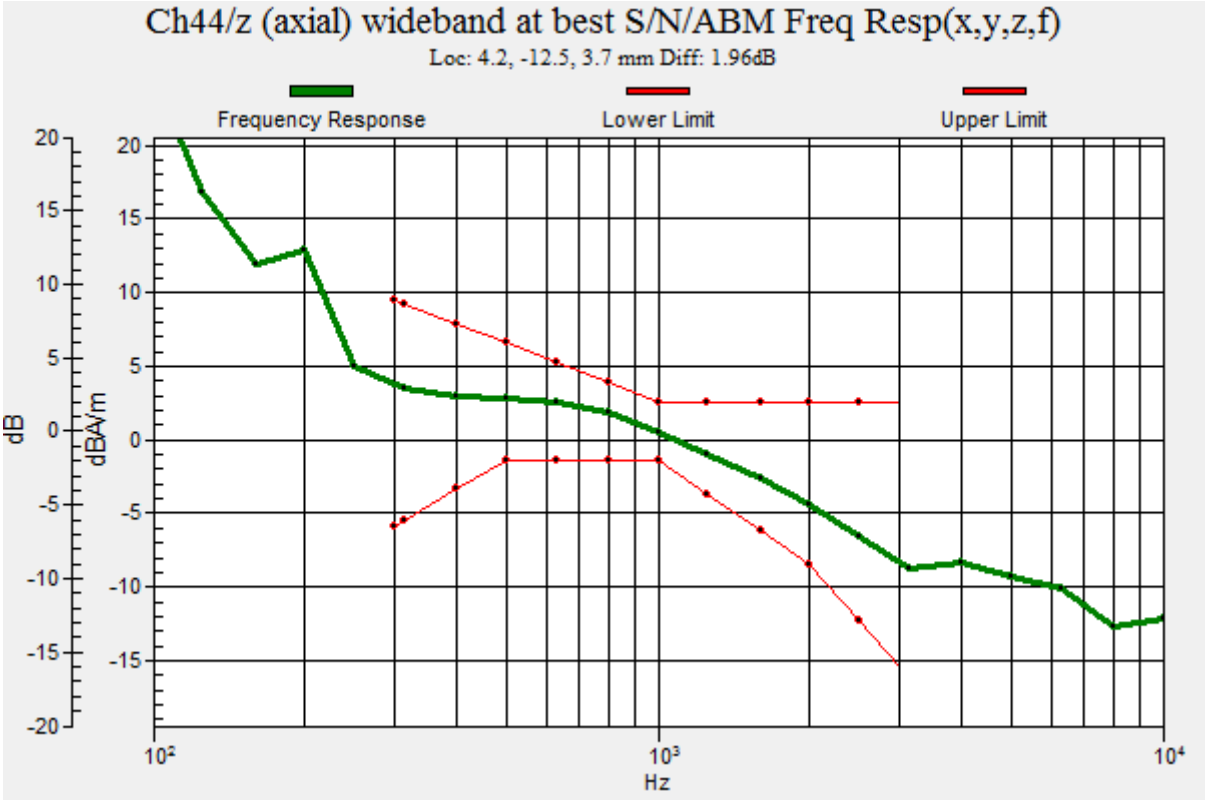
Ch44/z (axial) wideband at best S/N/ABM Freq Resp(x,y,z,f)
Loc: 4.2, -12.5, 3.7 mm Diff: 1.96dB
Frequency Response
Lower Limit
Upper Limit
dB
dBA/m
20
15
10
5
0
-5
-10
-15
-20
10^2
10^3
10^4
Hz

HAC_T-Coil_VoWiFi 5.2GHz_802.11a 6Mbps_AMR 4.75Kbps_Ch44_Y

Communication System: UID 10317 - AAA, IEEE 802.11a WiFi 5 GHz (OFDM, 6 Mbps, 96pc duty cycle); Frequency: 5220 MHz;Duty Cycle: 1:6.85488
Medium: Air Medium parameters used: $\sigma = 0$ S/m, $\varepsilon_r = 1$; $\rho = 0$ kg/m^3
Ambient Temperature：23.2 ℃

DASY5 Configuration:
- Probe: AM1DV2 - 1048; ; Calibrated: 2021.02.22
- Sensor-Surface: 0mm (Fix Surface)
- Electronics: DAE4 Sn480; Calibrated: 2021.06.22
- Phantom: HAC Test Arch with AMCC; Type: SD HAC P01 BA;
- Measurement SW: DASY52, Version 52.8 (8); SEMCAD X Version 14.6.10 (7331)

Ch44/y (transversal) 4.2mm 50 x 50/ABM SNR(x,y,z) (13x13x1): Measurement grid: dx=10mm, dy=10mm
ABM1/ABM2 = 38.59 dB
ABM1 comp = -11.15 dBA/m
BWC Factor = 0.03 dB
Location: 0, 4.2, 3.7 mm



0 dB = 84.98 = 38.59 dB

HAC_T-Coil_VoWiFi 5.3GHz_802.11a 6Mbps_AMR 4.75Kbps_Ch60_Z

Communication System: UID 10317 - AAA, IEEE 802.11a WiFi 5 GHz (OFDM, 6 Mbps, 96pc duty cycle); Frequency: 5300 MHz;Duty Cycle: 1:6.85488
Medium: Air Medium parameters used: $\sigma = 0$ S/m, $\varepsilon_r = 1$; $\rho = 0$ kg/m^3
Ambient Temperature：23.2 ℃

DASY5 Configuration:
- Probe: AM1DV2 - 1048; ; Calibrated: 2021.02.22
- Sensor-Surface: 0mm (Fix Surface)
- Electronics: DAE4 Sn480; Calibrated: 2021.06.22
- Phantom: HAC Test Arch with AMCC; Type: SD HAC P01 BA;
- Measurement SW: DASY52, Version 52.8 (8); SEMCAD X Version 14.6.10 (7331)

Ch60/z (axial) 4.2mm 50 x 50/ABM SNR(x,y,z) (13x13x1): Measurement grid: dx=10mm, dy=10mm
ABM1/ABM2 = 47.87 dB
ABM1 comp = -0.24 dBA/m
BWC Factor = 0.02 dB
Location: 4.2, -12.5, 3.7 mm

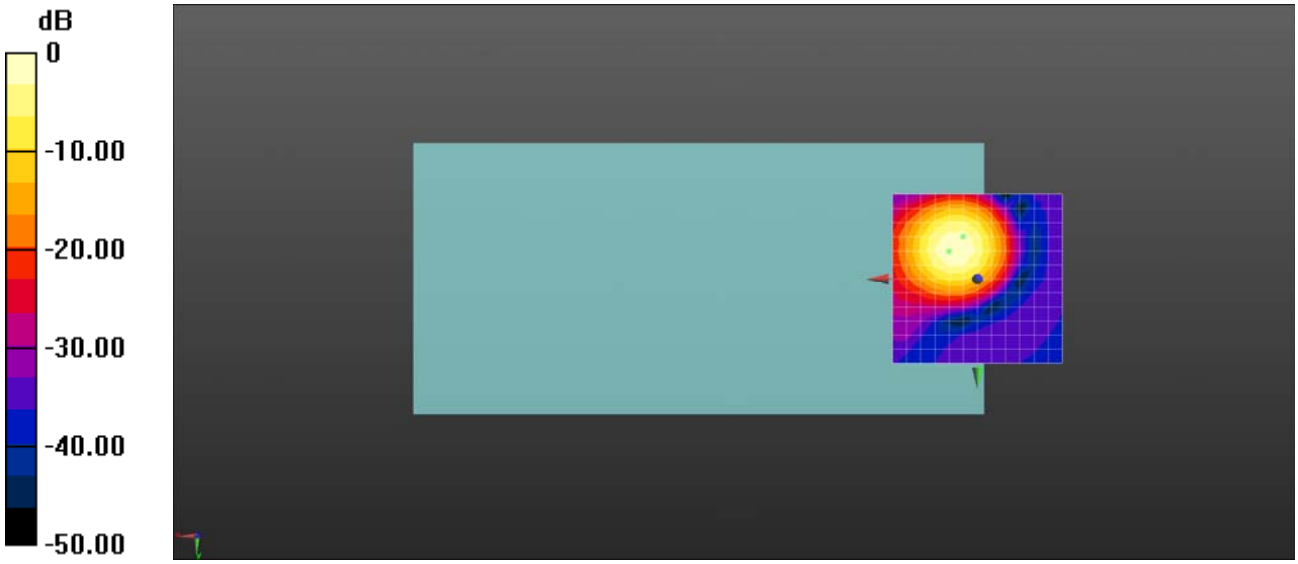

0 dB = 247.6 = 47.88 dB

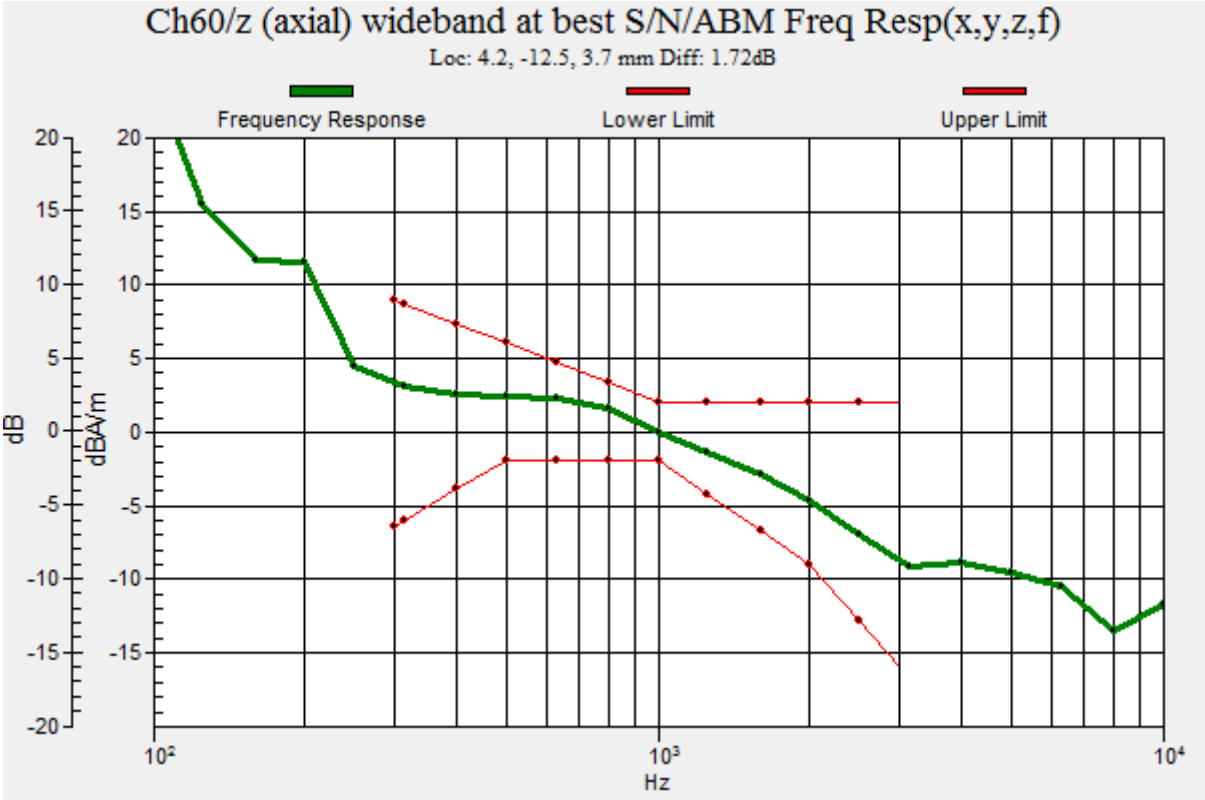
Ch60/z (axial) wideband at best S/N/ABM Freq Resp(x,y,z,f)
Loc: 4.2, -12.5, 3.7 mm Diff: 1.72dB
Frequency Response
Lower Limit
Upper Limit
dB
dBA/m
20
15
10
5
0
-5
-10
-15
-20
10^2
10^3
10^4
Hz

HAC_T-Coil_VoWiFi 5.3GHz_802.11a 6Mbps_AMR 4.75Kbps_Ch60_Y

Communication System: UID 10317 - AAA, IEEE 802.11a WiFi 5 GHz (OFDM, 6 Mbps, 96pc duty cycle); Frequency: 5300 MHz;Duty Cycle: 1:6.85488
Medium: Air Medium parameters used: $\sigma = 0$ S/m, $\varepsilon_r = 1$; $\rho = 0$ kg/m^3
Ambient Temperature：23.2 ℃

DASY5 Configuration:
- Probe: AM1DV2 - 1048; ; Calibrated: 2021.02.22
- Sensor-Surface: 0mm (Fix Surface)
- Electronics: DAE4 Sn480; Calibrated: 2021.06.22
- Phantom: HAC Test Arch with AMCC; Type: SD HAC P01 BA;
- Measurement SW: DASY52, Version 52.8 (8); SEMCAD X Version 14.6.10 (7331)

Ch60/y (transversal) 4.2mm 50 x 50/ABM SNR(x,y,z) (13x13x1): Measurement grid: dx=10mm, dy=10mm
ABM1/ABM2 = 39.42 dB
ABM1 comp = -10.71 dBA/m
BWC Factor = 0.02 dB
Location: 0, 4.2, 3.7 mm



0 dB = 93.55 = 39.42 dB

HAC_T-Coil_VoWiFi 5.5GHz_802.11a 6Mbps_AMR 4.75Kbps_Ch120_Z

Communication System: UID 10317 - AAA, IEEE 802.11a WiFi 5 GHz (OFDM, 6 Mbps, 96pc duty cycle); Frequency: 5600 MHz;Duty Cycle: 1:6.85488
Medium: Air Medium parameters used: $\sigma = 0$ S/m, $\varepsilon_r = 1$; $\rho = 0$ kg/m^3
Ambient Temperature：23.2 ℃

DASY5 Configuration:
- Probe: AM1DV2 - 1048; ; Calibrated: 2021.02.22
- Sensor-Surface: 0mm (Fix Surface)
- Electronics: DAE4 Sn480; Calibrated: 2021.06.22
- Phantom: HAC Test Arch with AMCC; Type: SD HAC P01 BA;
- Measurement SW: DASY52, Version 52.8 (8); SEMCAD X Version 14.6.10 (7331)

Ch120/z (axial) 4.2mm 50 x 50/ABM SNR(x,y,z) (13x13x1): Measurement grid: dx=10mm, dy=10mm
ABM1/ABM2 = 47.97 dB
ABM1 comp = 0.20 dBA/m
BWC Factor = 0.02 dB
Location: 4.2, -12.5, 3.7 mm

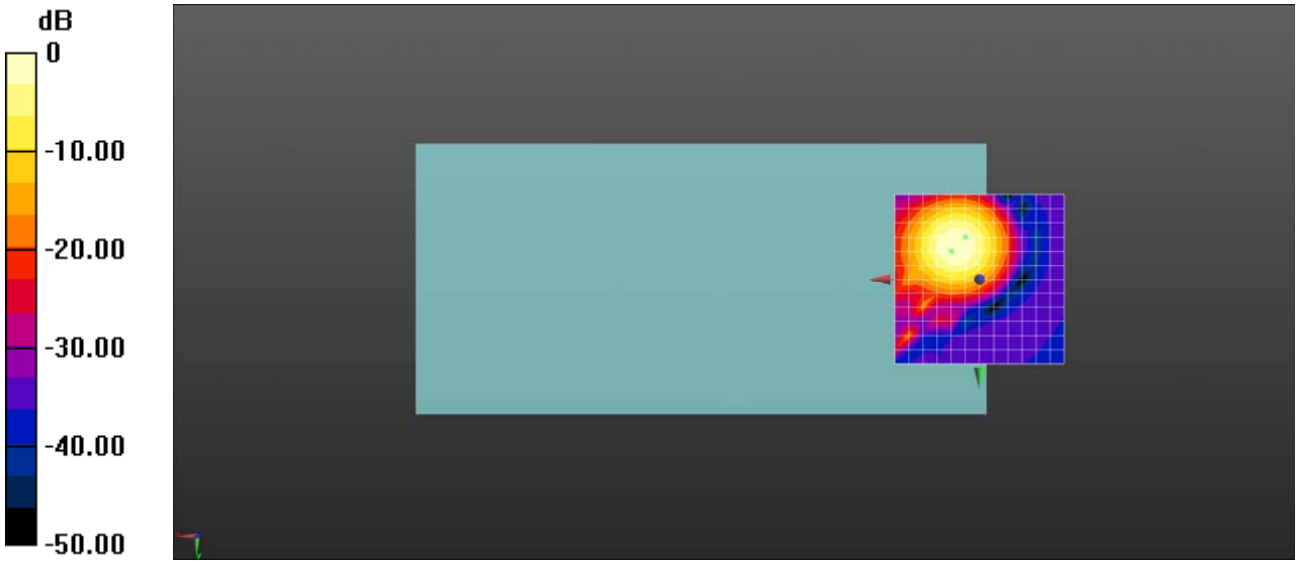

0 dB = 250.5 = 47.98 dB

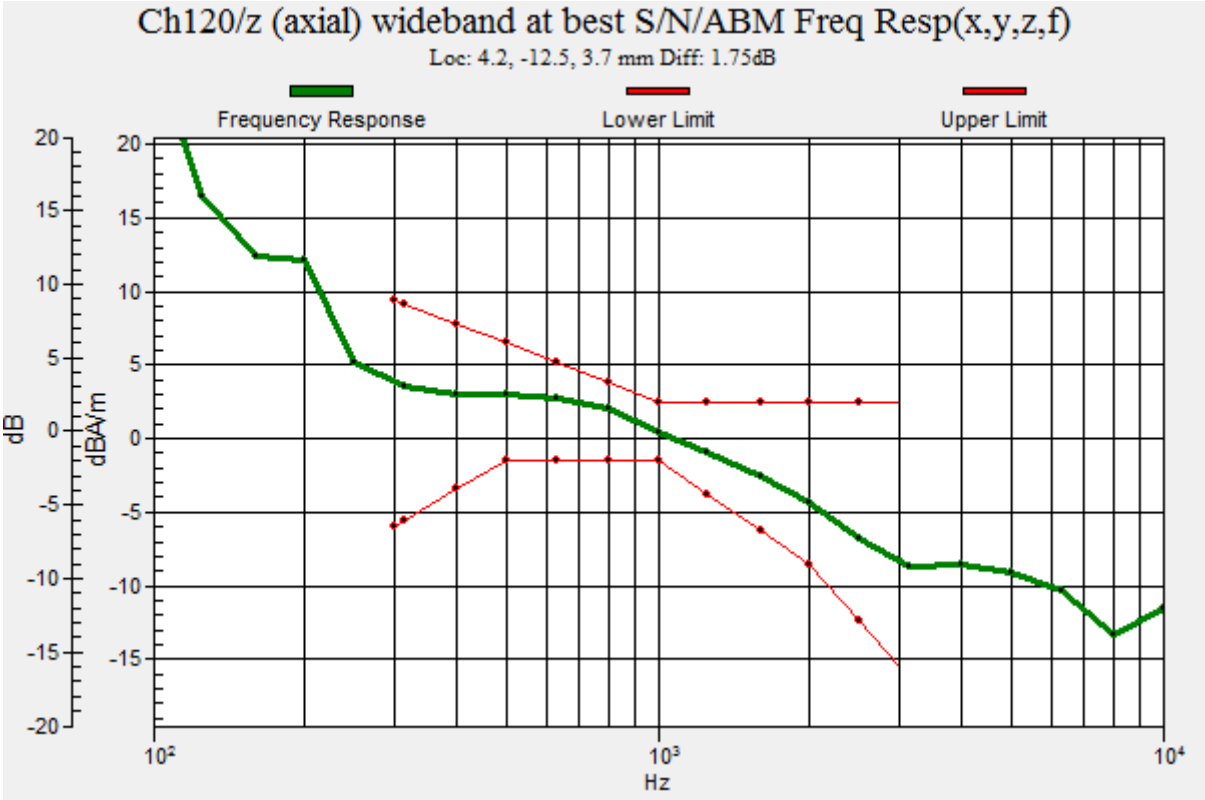
Ch120/z (axial) wideband at best S/N/ABM Freq Resp(x,y,z,f)
Loc: 4.2, -12.5, 3.7 mm Diff: 1.75dB
Frequency Response
Lower Limit
Upper Limit
dB
dBA/m
20
15
10
5
0
-5
-10
-15
-20
10^2
10^3
10^4
Hz

HAC_T-Coil_VoWiFi 5.5GHz_802.11a 6Mbps_AMR 4.75Kbps_Ch120_Y

Communication System: UID 10317 - AAA, IEEE 802.11a WiFi 5 GHz (OFDM, 6 Mbps, 96pc duty cycle); Frequency: 5600 MHz;Duty Cycle: 1:6.85488
Medium: Air Medium parameters used: $\sigma = 0$ S/m, $\varepsilon_r = 1$; $\rho = 0$ kg/m^3
Ambient Temperature：23.2 ℃

DASY5 Configuration:
- Probe: AM1DV2 - 1048; ; Calibrated: 2021.02.22
- Sensor-Surface: 0mm (Fix Surface)
- Electronics: DAE4 Sn480; Calibrated: 2021.06.22
- Phantom: HAC Test Arch with AMCC; Type: SD HAC P01 BA;
- Measurement SW: DASY52, Version 52.8 (8); SEMCAD X Version 14.6.10 (7331)

Ch120/y (transversal) 4.2mm 50 x 50/ABM SNR(x,y,z) (13x13x1): Measurement grid: dx=10mm, dy=10mm
ABM1/ABM2 = 40.20 dB
ABM1 comp = -9.67 dBA/m
BWC Factor = 0.02 dB
Location: 0, -20.8, 3.7 mm



0 dB = 102.4 = 40.21 dB

HAC_T-Coil_VoWiFi 5.8GHz_802.11a 6Mbps_AMR 4.75Kbps_Ch157_Z

Communication System: UID 10317 - AAA, IEEE 802.11a WiFi 5 GHz (OFDM, 6 Mbps, 96pc duty cycle); Frequency: 5785 MHz;Duty Cycle: 1:6.85488
Medium: Air Medium parameters used: $\sigma = 0$ S/m, $\varepsilon_r = 1$; $\rho = 0$ kg/m^3
Ambient Temperature：23.2 ℃

DASY5 Configuration:
- Probe: AM1DV2 - 1048; ; Calibrated: 2021.02.22
- Sensor-Surface: 0mm (Fix Surface)
- Electronics: DAE4 Sn480; Calibrated: 2021.06.22
- Phantom: HAC Test Arch with AMCC; Type: SD HAC P01 BA;
- Measurement SW: DASY52, Version 52.8 (8); SEMCAD X Version 14.6.10 (7331)

Ch157/z (axial) 4.2mm 50 x 50/ABM SNR(x,y,z) (13x13x1): Measurement grid: dx=10mm, dy=10mm
ABM1/ABM2 = 46.38 dB
ABM1 comp = -0.01 dBA/m
BWC Factor = 0.03 dB
Location: 4.2, -12.5, 3.7 mm

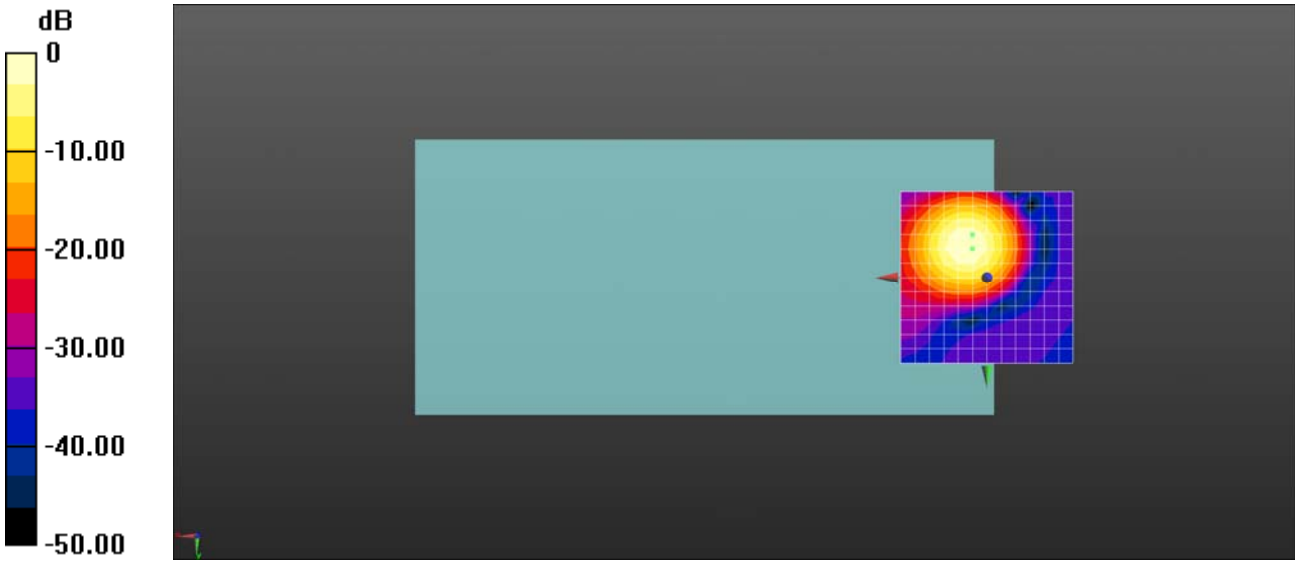

0 dB = 208.3 = 46.37 dB

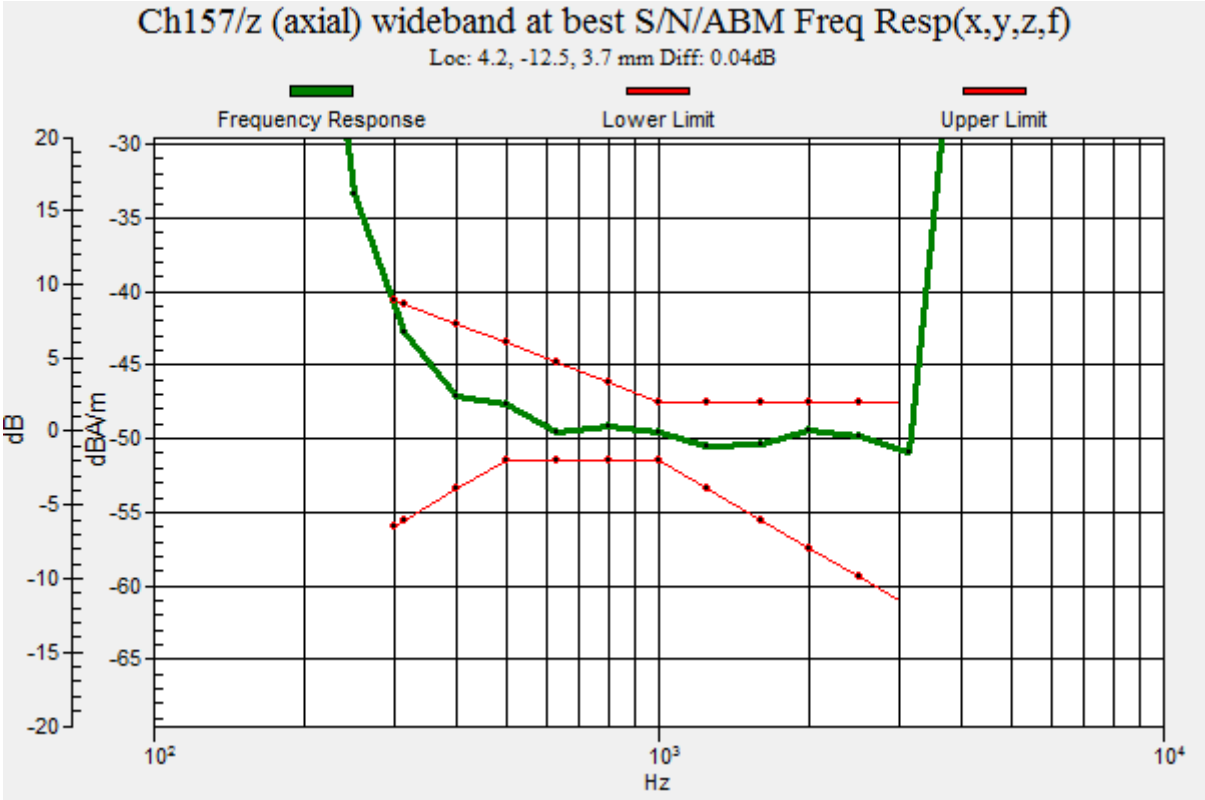
Ch157/z (axial) wideband at best S/N/ABM Freq Resp(x,y,z,f)
Loc: 4.2, -12.5, 3.7 mm Diff: 0.04dB
Frequency Response
Lower Limit
Upper Limit
dB
dBA/m
Hz

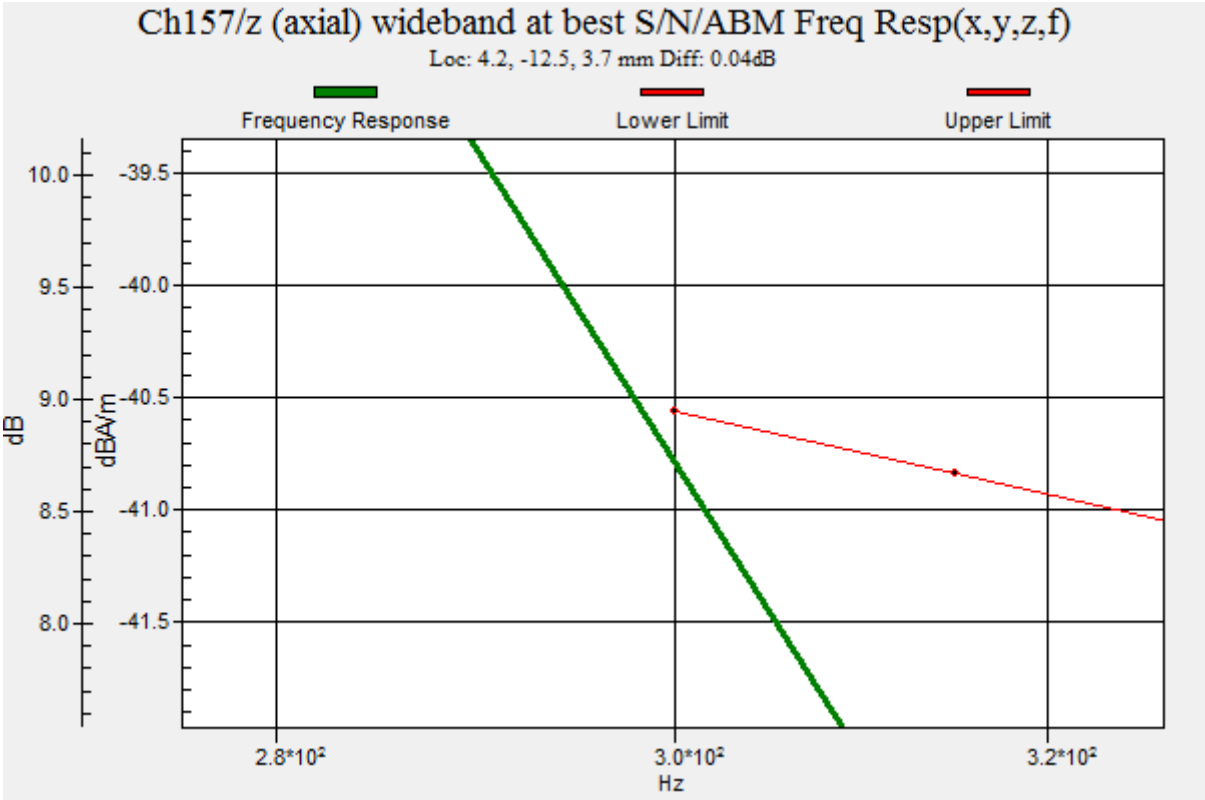
Ch157/z (axial) wideband at best S/N/ABM Freq Resp(x,y,z,f)
Loc: 4.2, -12.5, 3.7 mm Diff: 0.04dB
Frequency Response
Lower Limit
Upper Limit
dB
dBA/m
Hz

HAC_T-Coil_VoWiFi 5.8GHz_802.11a 6Mbps_AMR 4.75Kbps_Ch157_Y

Communication System: UID 10317 - AAA, IEEE 802.11a WiFi 5 GHz (OFDM, 6 Mbps, 96pc duty cycle); Frequency: 5785 MHz;Duty Cycle: 1:6.85488
Medium: Air Medium parameters used: $\sigma = 0$ S/m, $\varepsilon_r = 1$; $\rho = 0$ kg/m^3
Ambient Temperature：23.2 ℃

DASY5 Configuration:
- Probe: AM1DV2 - 1048; ; Calibrated: 2021.02.22
- Sensor-Surface: 0mm (Fix Surface)
- Electronics: DAE4 Sn480; Calibrated: 2021.06.22
- Phantom: HAC Test Arch with AMCC; Type: SD HAC P01 BA;
- Measurement SW: DASY52, Version 52.8 (8); SEMCAD X Version 14.6.10 (7331)

Ch157/y (transversal) 4.2mm 50 x 50/ABM SNR(x,y,z) (13x13x1): Measurement grid: dx=10mm, dy=10mm
ABM1/ABM2 = 38.15 dB
ABM1 comp = -13.17 dBA/m
BWC Factor = 0.02 dB
Location: -4.2, 4.2, 3.7 mm



0 dB = 80.84 = 38.15 dB

HAC_T-Coil_VoWiFi 5.8GHz_802.11n-HT20 MCS0_AMR 4.75Kbps_Ch157_Z

Communication System: UID 10196 - CAA, IEEE 802.11n (HT Mixed, 6.5 Mbps, BPSK);
Frequency: 5785 MHz;Duty Cycle: 1:6.45654
Medium: Air Medium parameters used: $\sigma = 0$ S/m, $\varepsilon_r = 1$; $\rho = 0$ kg/m^3
Ambient Temperature：23.2 ℃

DASY5 Configuration:
- Probe: AM1DV2 - 1048; ; Calibrated: 2021.02.22
- Sensor-Surface: 0mm (Fix Surface)
- Electronics: DAE4 Sn480; Calibrated: 2021.06.22
- Phantom: HAC Test Arch with AMCC; Type: SD HAC P01 BA;
- Measurement SW: DASY52, Version 52.8 (8); SEMCAD X Version 14.6.10 (7331)

Ch157/z (axial) 4.2mm 50 x 50/ABM SNR(x,y,z) (13x13x1): Measurement grid: dx=10mm, dy=10mm
ABM1/ABM2 = 46.41 dB
ABM1 comp = 0.44 dBA/m
BWC Factor = 0.02 dB
Location: 4.2, -12.5, 3.7 mm

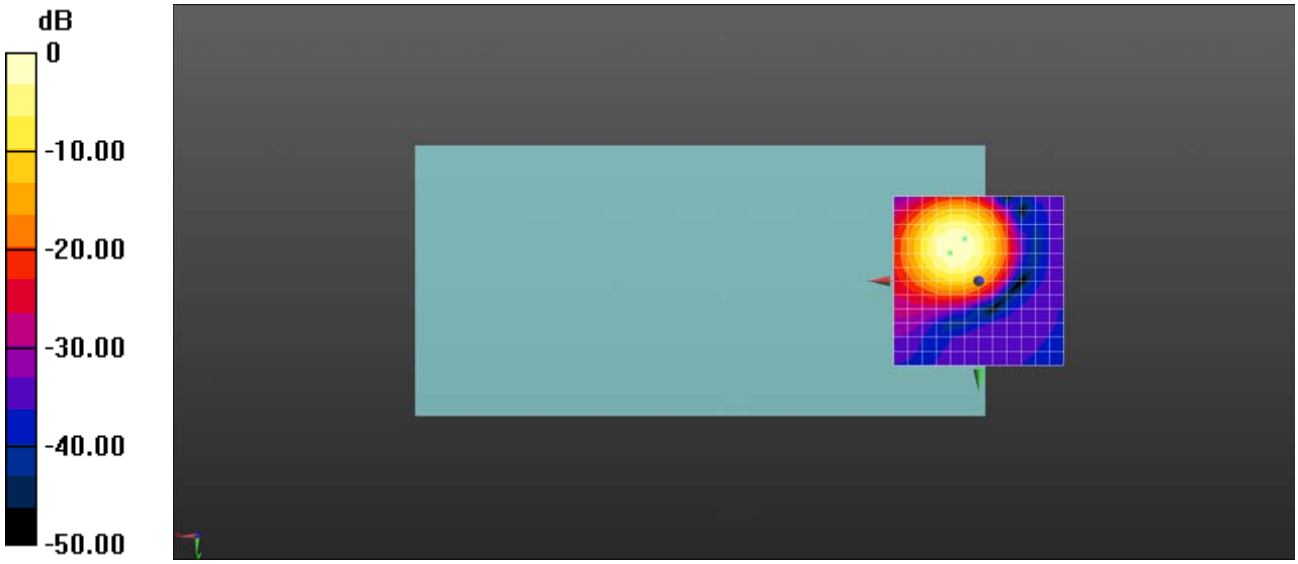

0 dB = 209.2 = 46.41 dB

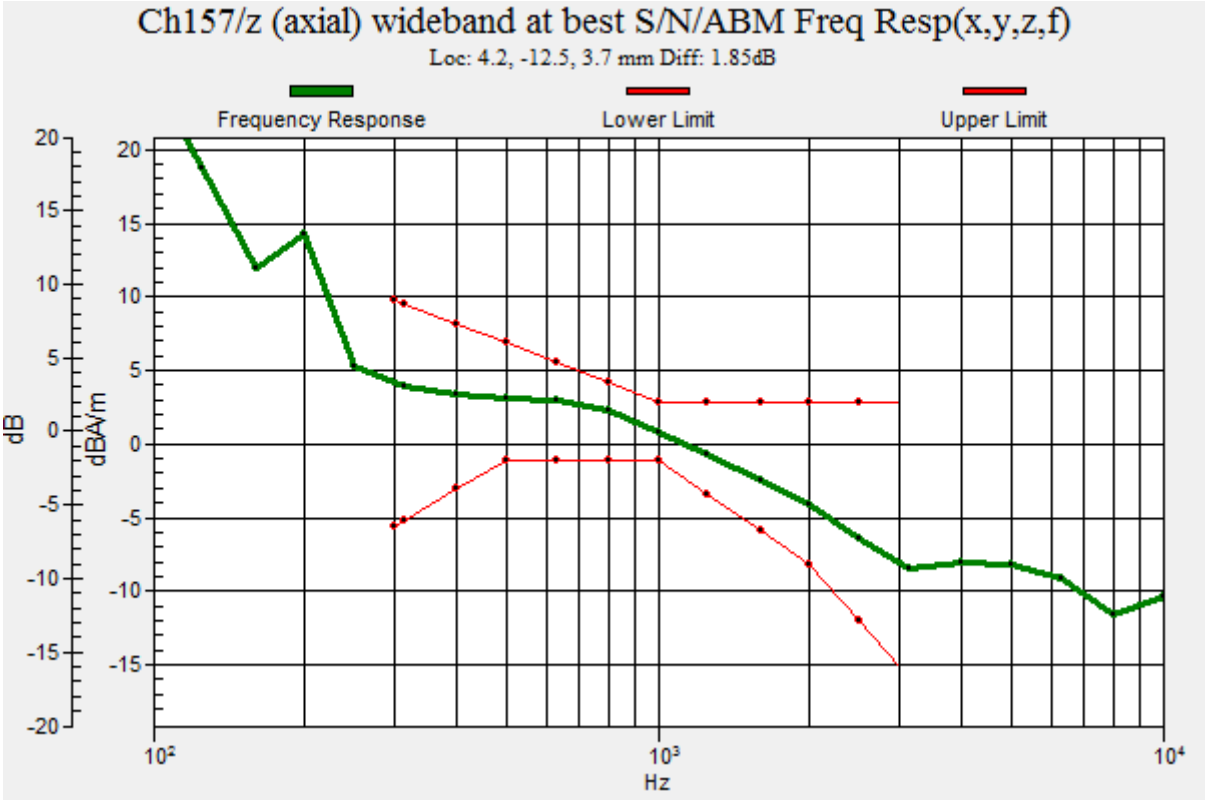
Ch157/z (axial) wideband at best S/N/ABM Freq Resp(x,y,z,f)
Loc: 4.2, -12.5, 3.7 mm Diff: 1.85dB
Frequency Response
Lower Limit
Upper Limit
dB
dBA/m
20
15
10
5
0
-5
-10
-15
-20
10^2
10^3
10^4
Hz

HAC_T-Coil_VoWiFi 5.8GHz_802.11n-HT20 MCS0_AMR 4.75Kbps_Ch157_Y

Communication System: UID 10196 - CAA, IEEE 802.11n (HT Mixed, 6.5 Mbps, BPSK);
Frequency: 5785 MHz;Duty Cycle: 1:6.45654
Medium: Air Medium parameters used: $\sigma = 0$ S/m, $\varepsilon_r = 1$; $\rho = 0$ kg/m^3
Ambient Temperature：23.2 ℃

DASY5 Configuration:
- Probe: AM1DV2 - 1048; ; Calibrated: 2021.02.22
- Sensor-Surface: 0mm (Fix Surface)
- Electronics: DAE4 Sn480; Calibrated: 2021.06.22
- Phantom: HAC Test Arch with AMCC; Type: SD HAC P01 BA;
- Measurement SW: DASY52, Version 52.8 (8); SEMCAD X Version 14.6.10 (7331)

Ch157/y (transversal) 4.2mm 50 x 50/ABM SNR(x,y,z) (13x13x1): Measurement grid: dx=10mm, dy=10mm
ABM1/ABM2 = 38.00 dB
ABM1 comp = -11.13 dBA/m
BWC Factor = 0.02 dB
Location: 0, 4.2, 3.7 mm



0 dB = 79.47 = 38.00 dB

HAC_T-Coil_VoWiFi 5.8GHz_802.11n-HT40 MCS0_AMR 4.75Kbps_Ch159_Z

Communication System: UID 10114 - CAA, IEEE 802.11n (HT Greenfield, 13.5 Mbps, BPSK);
Frequency: 5795 MHz;Duty Cycle: 1:6.45654
Medium: Air Medium parameters used: $\sigma = 0$ S/m, $\varepsilon_r = 1$; $\rho = 0$ kg/m^3
Ambient Temperature：23.2 ℃

DASY5 Configuration:
- Probe: AM1DV2 - 1048; ; Calibrated: 2021.02.22
- Sensor-Surface: 0mm (Fix Surface)
- Electronics: DAE4 Sn480; Calibrated: 2021.06.22
- Phantom: HAC Test Arch with AMCC; Type: SD HAC P01 BA;
- Measurement SW: DASY52, Version 52.8 (8); SEMCAD X Version 14.6.10 (7331)

Ch159/z (axial) 4.2mm 50 x 50/ABM SNR(x,y,z) (13x13x1): Measurement grid: dx=10mm, dy=10mm
ABM1/ABM2 = 46.16 dB
ABM1 comp = 0.14 dBA/m
BWC Factor = 0.02 dB
Location: 4.2, -12.5, 3.7 mm

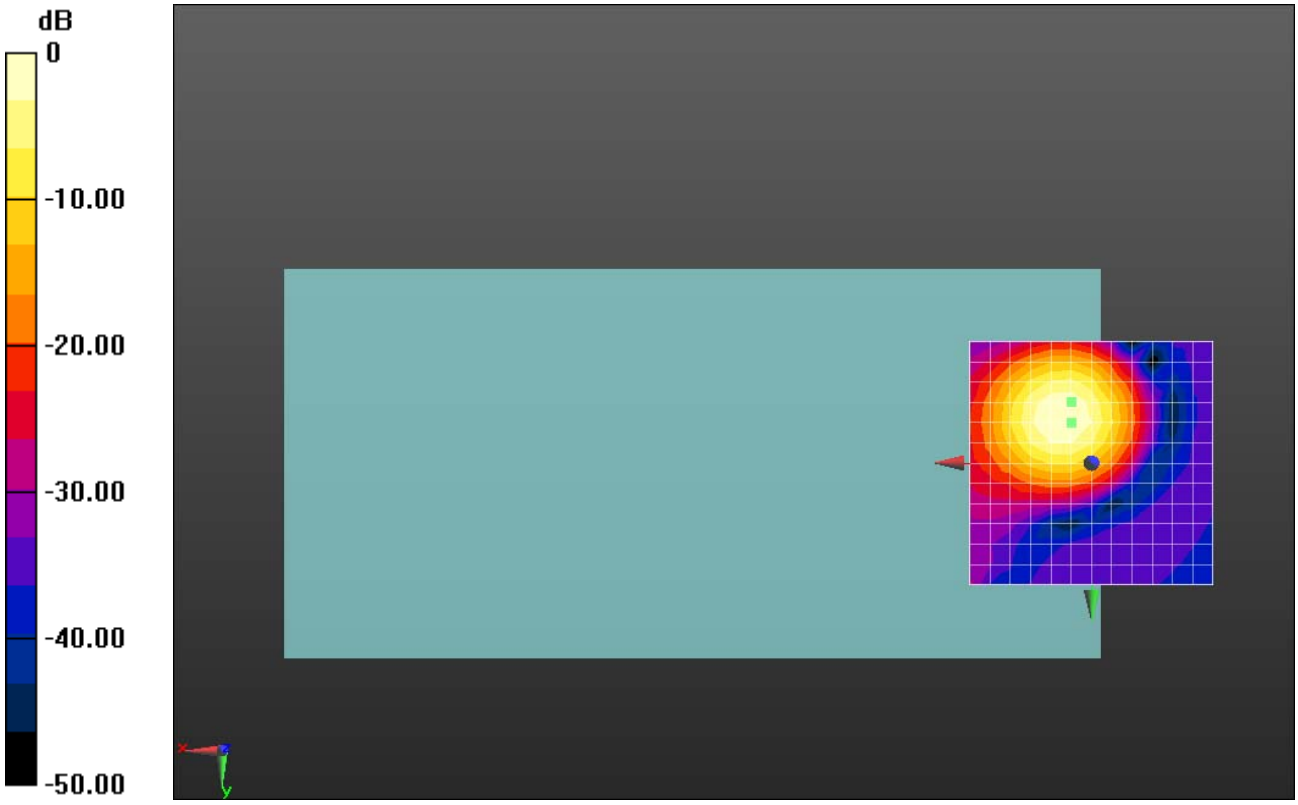

0 dB = 203.2 = 46.16 dB

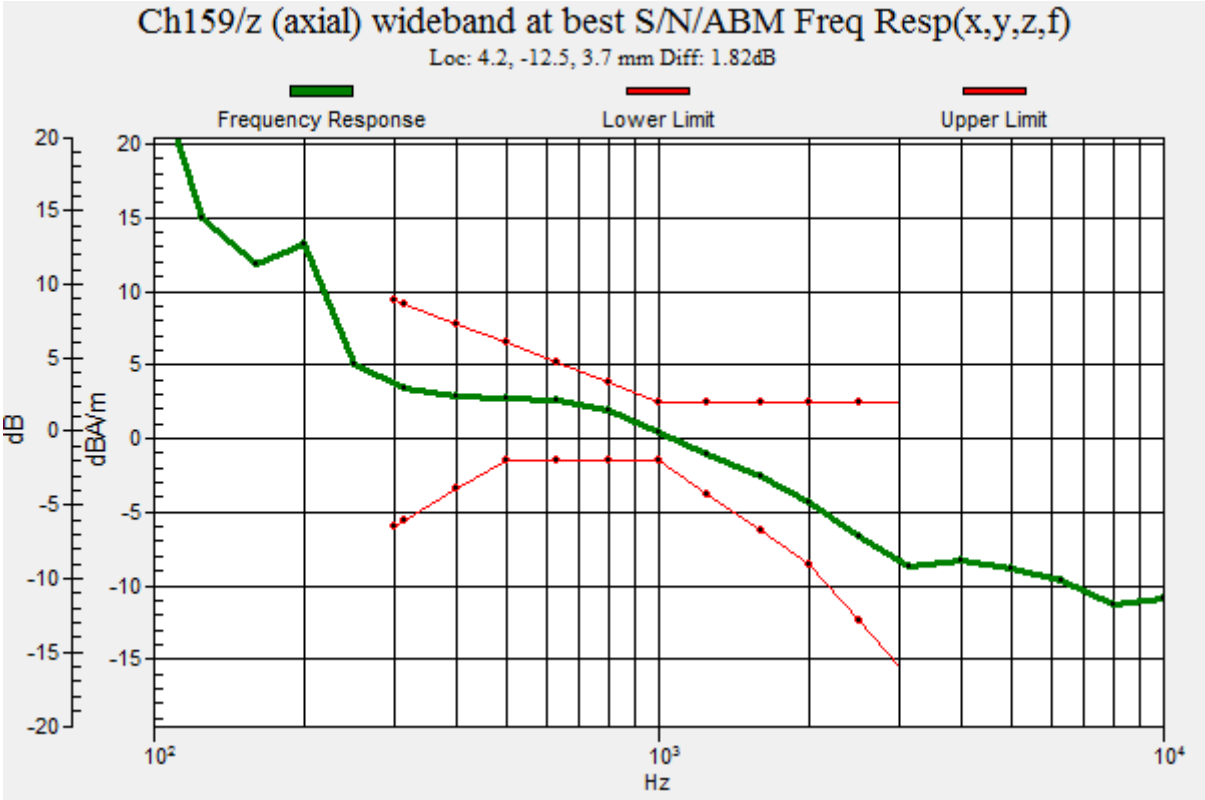
Ch159/z (axial) wideband at best S/N/ABM Freq Resp(x,y,z,f)
Loc: 4.2, -12.5, 3.7 mm Diff: 1.82dB
Frequency Response
Lower Limit
Upper Limit
dB
dBA/m
20
15
10
5
0
-5
-10
-15
-20
10^2
10^3
10^4
Hz

HAC_T-Coil_VoWiFi 5.8GHz_802.11n-HT40 MCS0_AMR 4.75Kbps_Ch159_Y

Communication System: UID 10114 - CAA, IEEE 802.11n (HT Greenfield, 13.5 Mbps, BPSK);
Frequency: 5795 MHz;Duty Cycle: 1:6.45654
Medium: Air Medium parameters used: $\sigma = 0$ S/m, $\varepsilon_r = 1$; $\rho = 0$ kg/m^3
Ambient Temperature：23.2 ℃

DASY5 Configuration:
- Probe: AM1DV2 - 1048; ; Calibrated: 2021.02.22
- Sensor-Surface: 0mm (Fix Surface)
- Electronics: DAE4 Sn480; Calibrated: 2021.06.22
- Phantom: HAC Test Arch with AMCC; Type: SD HAC P01 BA;
- Measurement SW: DASY52, Version 52.8 (8); SEMCAD X Version 14.6.10 (7331)

Ch159/y (transversal) 4.2mm 50 x 50/ABM SNR(x,y,z) (13x13x1): Measurement grid: dx=10mm, dy=10mm
ABM1/ABM2 = 37.67 dB
ABM1 comp = -10.59 dBA/m
BWC Factor = 0.02 dB
Location: 0, 4.2, 3.7 mm



0 dB = 76.49 = 37.67 dB

HAC_T-Coil_VoWiFi 5.8GHz_802.11ac-VHT20 MCS0_AMR 4.75Kbps_Ch157_Z

Communication System: UID 10400 - AAA, IEEE 802.11ac WiFi (20MHz, 64-QAM, 99pc duty cycle); Frequency: 5785 MHz;Duty Cycle: 1:6.87068
Medium: Air Medium parameters used: $\sigma = 0$ S/m, $\varepsilon_r = 1$; $\rho = 0$ kg/m^3
Ambient Temperature：23.2 ℃

DASY5 Configuration:
- Probe: AM1DV2 - 1048; ; Calibrated: 2021.02.22
- Sensor-Surface: 0mm (Fix Surface)
- Electronics: DAE4 Sn480; Calibrated: 2021.06.22
- Phantom: HAC Test Arch with AMCC; Type: SD HAC P01 BA;
- Measurement SW: DASY52, Version 52.8 (8); SEMCAD X Version 14.6.10 (7331)

Ch157/z (axial) 4.2mm 50 x 50/ABM SNR(x,y,z) (13x13x1): Measurement grid: dx=10mm, dy=10mm
ABM1/ABM2 = 46.24 dB
ABM1 comp = 0.64 dBA/m
BWC Factor = 0.02 dB
Location: 4.2, -12.5, 3.7 mm

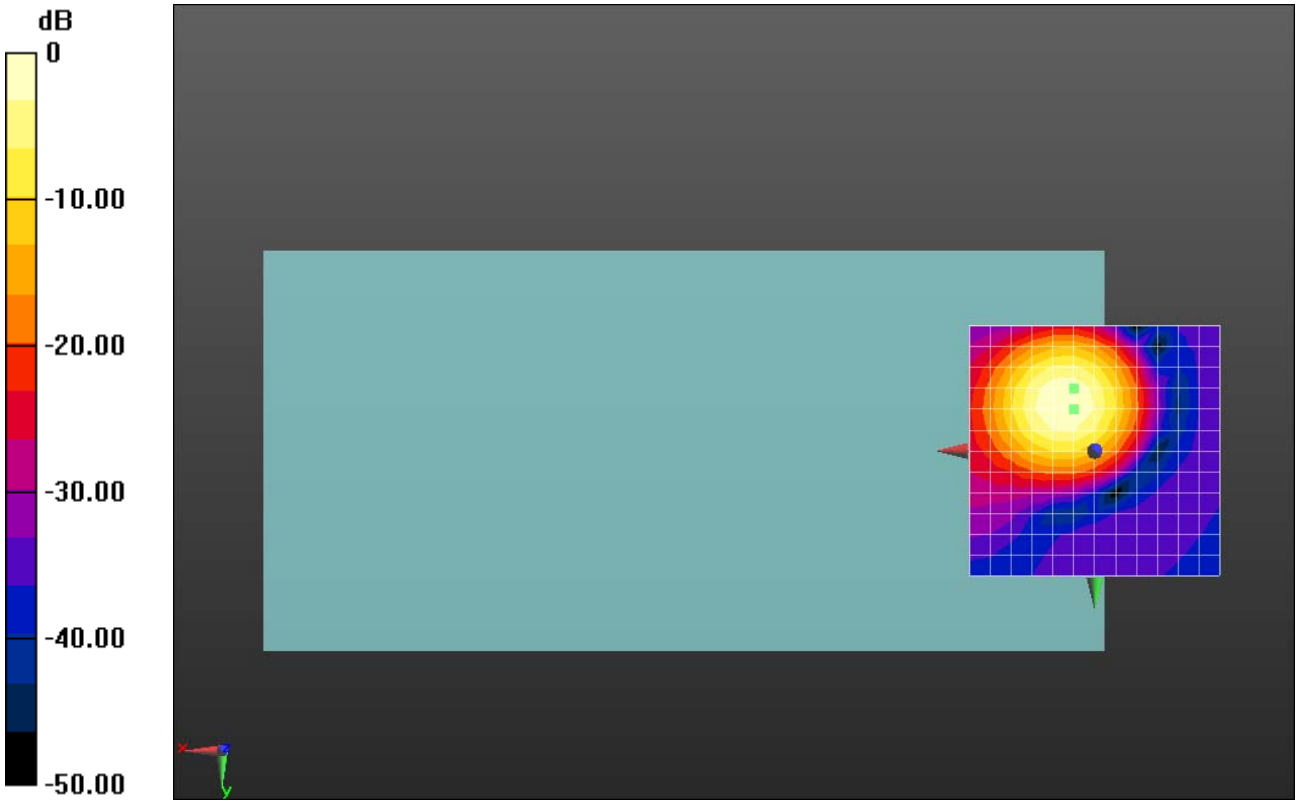

0 dB = 205.1 = 46.24 dB

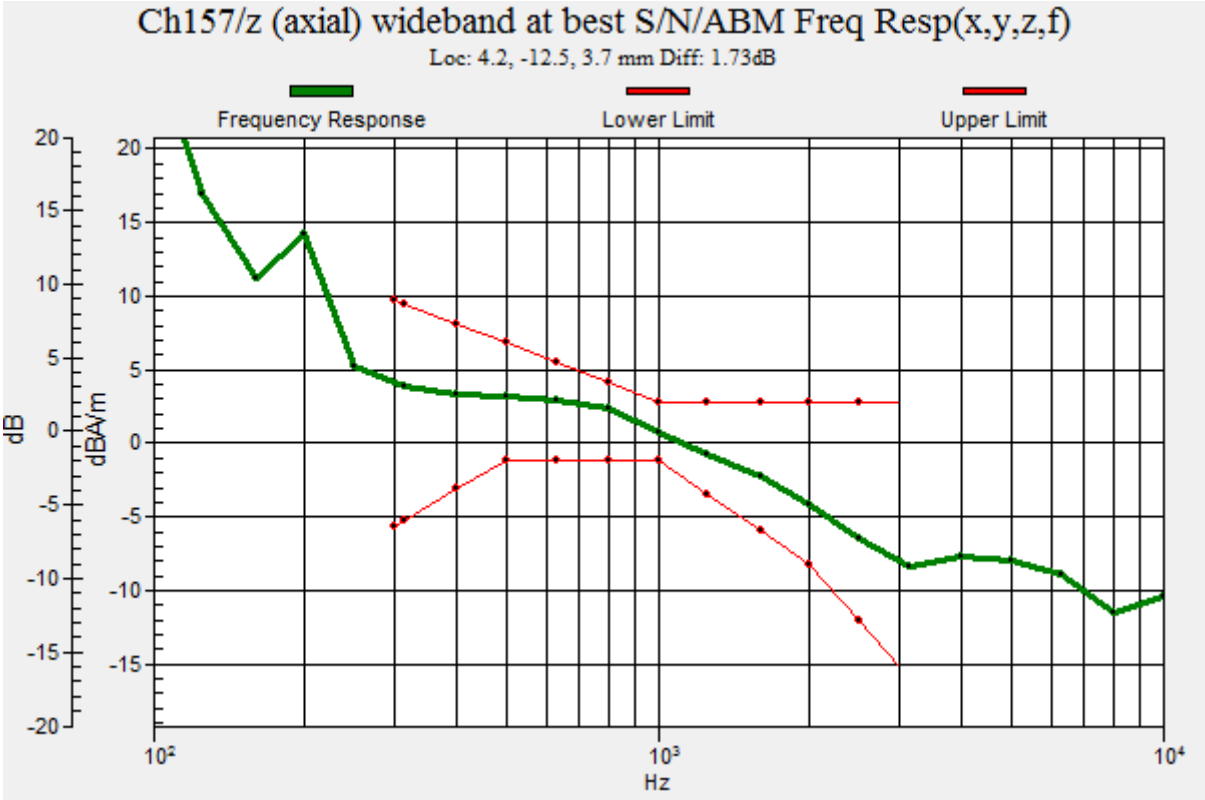
Ch157/z (axial) wideband at best S/N/ABM Freq Resp(x,y,z,f)
Loc: 4.2, -12.5, 3.7 mm Diff: 1.73dB
Frequency Response
Lower Limit
Upper Limit
dB
dBA/m
Hz

HAC_T-Coil_VoWiFi 5.8GHz_802.11ac-VHT20 MCS0_AMR 4.75Kbps_Ch157_Y

Communication System: UID 10400 - AAA, IEEE 802.11ac WiFi (20MHz, 64-QAM, 99pc duty cycle); Frequency: 5785 MHz;Duty Cycle: 1:6.87068
Medium: Air Medium parameters used: $\sigma = 0$ S/m, $\varepsilon_r = 1$; $\rho = 0$ kg/m^3
Ambient Temperature：23.2 ℃

DASY5 Configuration:
- Probe: AM1DV2 - 1048; ; Calibrated: 2021.02.22
- Sensor-Surface: 0mm (Fix Surface)
- Electronics: DAE4 Sn480; Calibrated: 2021.06.22
- Phantom: HAC Test Arch with AMCC; Type: SD HAC P01 BA;
- Measurement SW: DASY52, Version 52.8 (8); SEMCAD X Version 14.6.10 (7331)

Ch157/y (transversal) 4.2mm 50 x 50/ABM SNR(x,y,z) (13x13x1): Measurement grid: dx=10mm, dy=10mm
ABM1/ABM2 = 38.46 dB
ABM1 comp = -10.37 dBA/m
BWC Factor = 0.02 dB
Location: 0, 4.2, 3.7 mm



0 dB = 83.77 = 38.46 dB

HAC_T-Coil_VoWiFi 5.8GHz_802.11ac-VHT40 MCS0_AMR 4.75Kbps_Ch159_Z

Communication System: UID 10401 - AAA, IEEE 802.11ac WiFi (40MHz, 64-QAM, 99pc duty cycle); Frequency: 5785 MHz;Duty Cycle: 1:7.24436
Medium: Air Medium parameters used: $\sigma = 0$ S/m, $\varepsilon_r = 1$; $\rho = 0$ kg/m^3
Ambient Temperature：23.2 ℃

DASY5 Configuration:
- Probe: AM1DV2 - 1048; ; Calibrated: 2021.02.22
- Sensor-Surface: 0mm (Fix Surface)
- Electronics: DAE4 Sn480; Calibrated: 2021.06.22
- Phantom: HAC Test Arch with AMCC; Type: SD HAC P01 BA;
- Measurement SW: DASY52, Version 52.8 (8); SEMCAD X Version 14.6.10 (7331)

Ch159/z (axial) 4.2mm 50 x 50/ABM SNR(x,y,z) (13x13x1): Measurement grid: dx=10mm, dy=10mm
ABM1/ABM2 = 46.35 dB
ABM1 comp = 0.85 dBA/m
BWC Factor = 0.02 dB
Location: 4.2, -12.5, 3.7 mm

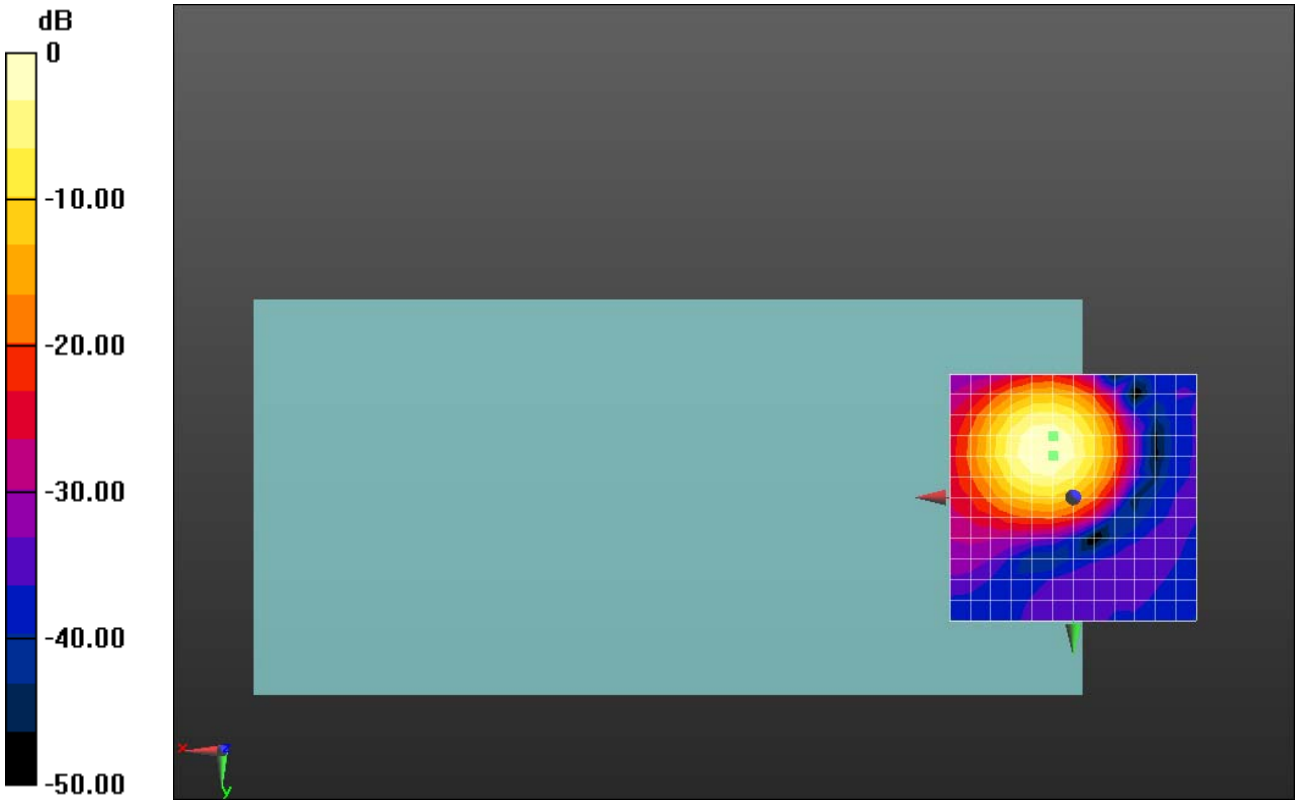

0 dB = 207.6 = 46.34 dB

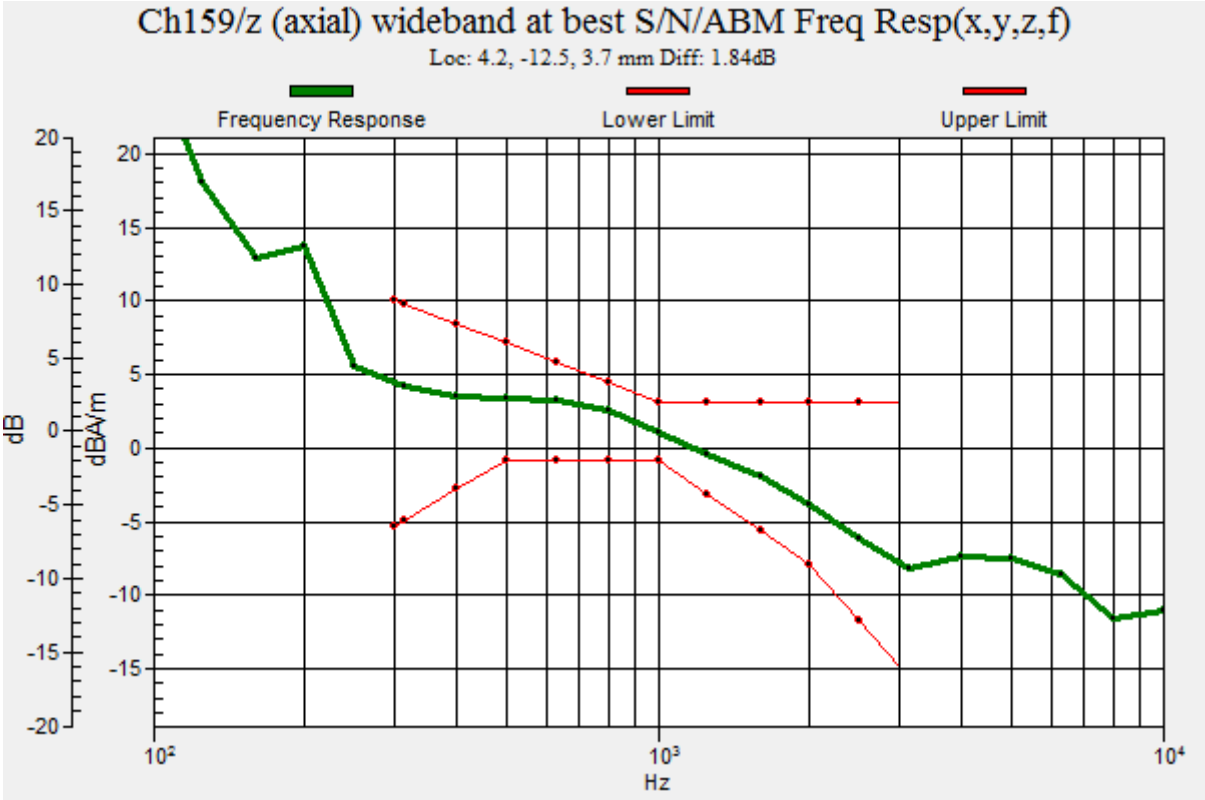
Ch159/z (axial) wideband at best S/N/ABM Freq Resp(x,y,z,f)
Loc: 4.2, -12.5, 3.7 mm Diff: 1.84dB
Frequency Response
Lower Limit
Upper Limit
dB
dBA/m
20
15
10
5
0
-5
-10
-15
-20
10^2
10^3
10^4
Hz

HAC_T-Coil_VoWiFi 5.8GHz_802.11ac-VHT40 MCS0_AMR 4.75Kbps_Ch159_Y

Communication System: UID 10401 - AAA, IEEE 802.11ac WiFi (40MHz, 64-QAM, 99pc duty cycle); Frequency: 5785 MHz;Duty Cycle: 1:7.24436
Medium: Air Medium parameters used: $\sigma = 0$ S/m, $\varepsilon_r = 1$; $\rho = 0$ kg/m^3
Ambient Temperature：23.2 ℃

DASY5 Configuration:
- Probe: AM1DV2 - 1048; ; Calibrated: 2021.02.22
- Sensor-Surface: 0mm (Fix Surface)
- Electronics: DAE4 Sn480; Calibrated: 2021.06.22
- Phantom: HAC Test Arch with AMCC; Type: SD HAC P01 BA;
- Measurement SW: DASY52, Version 52.8 (8); SEMCAD X Version 14.6.10 (7331)

Ch159/y (transversal) 4.2mm 50 x 50/ABM SNR(x,y,z) (13x13x1): Measurement grid: dx=10mm, dy=10mm
ABM1/ABM2 = 37.07 dB
ABM1 comp = -8.85 dBA/m
BWC Factor = 0.02 dB
Location: 4.2, 4.2, 3.7 mm



0 dB = 71.35 = 37.07 dB

HAC_T-Coil_VoWiFi 5.8GHz_802.11ac-VHT80 MCS0_AMR 4.75Kbps_Ch155_Z

Communication System: UID 10401 - AAA, IEEE 802.11ac WiFi (40MHz, 64-QAM, 99pc duty cycle); Frequency: 5775 MHz;Duty Cycle: 1:7.24436
Medium: Air Medium parameters used: $\sigma = 0$ S/m, $\varepsilon_r = 1$; $\rho = 0$ kg/m^3
Ambient Temperature：23.2 ℃

DASY5 Configuration:
- Probe: AM1DV2 - 1048; ; Calibrated: 2021.02.22
- Sensor-Surface: 0mm (Fix Surface)
- Electronics: DAE4 Sn480; Calibrated: 2021.06.22
- Phantom: HAC Test Arch with AMCC; Type: SD HAC P01 BA;
- Measurement SW: DASY52, Version 52.8 (8); SEMCAD X Version 14.6.10 (7331)

Ch155/z (axial) 4.2mm 50 x 50/ABM SNR(x,y,z) (13x13x1): Measurement grid: dx=10mm, dy=10mm
ABM1/ABM2 = 46.50 dB
ABM1 comp = -0.09 dBA/m
BWC Factor = 0.02 dB
Location: 4.2, -12.5, 3.7 mm

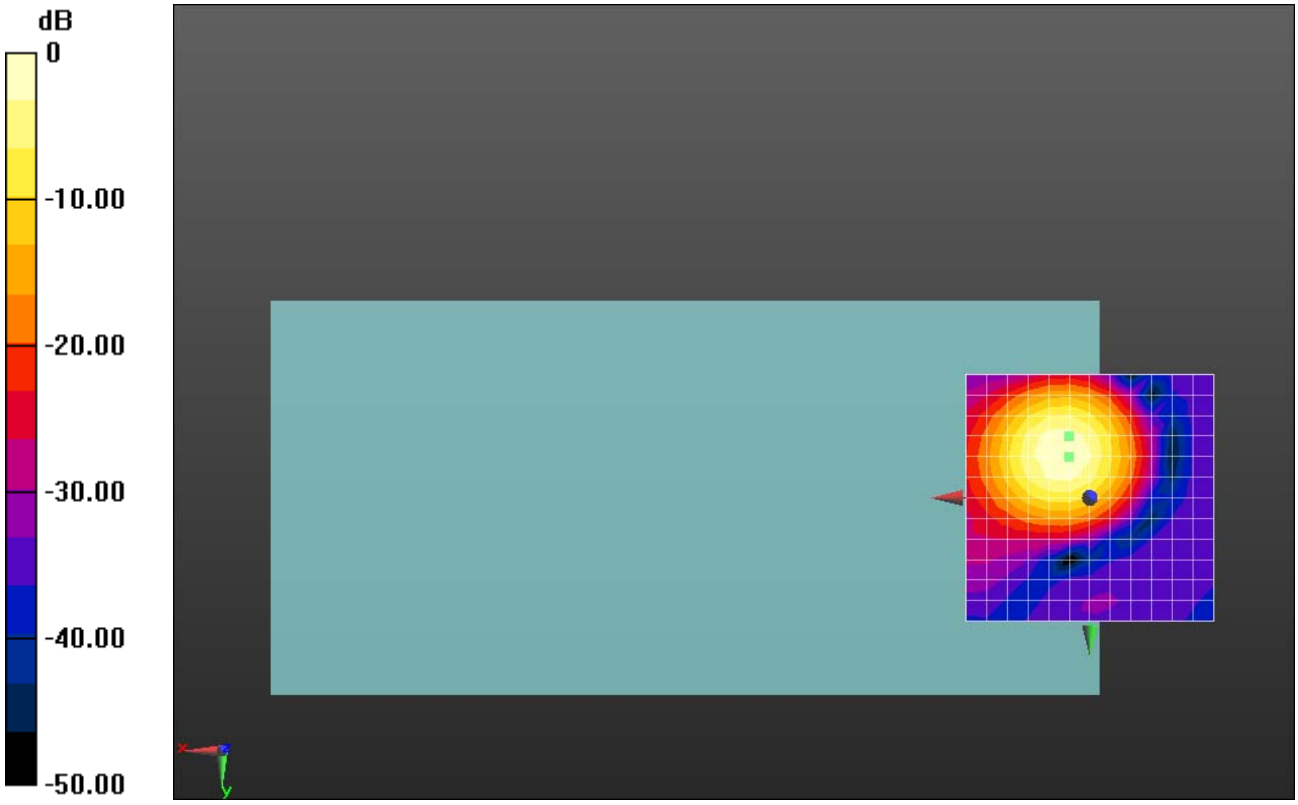

0 dB = 211.3 = 46.50 dB

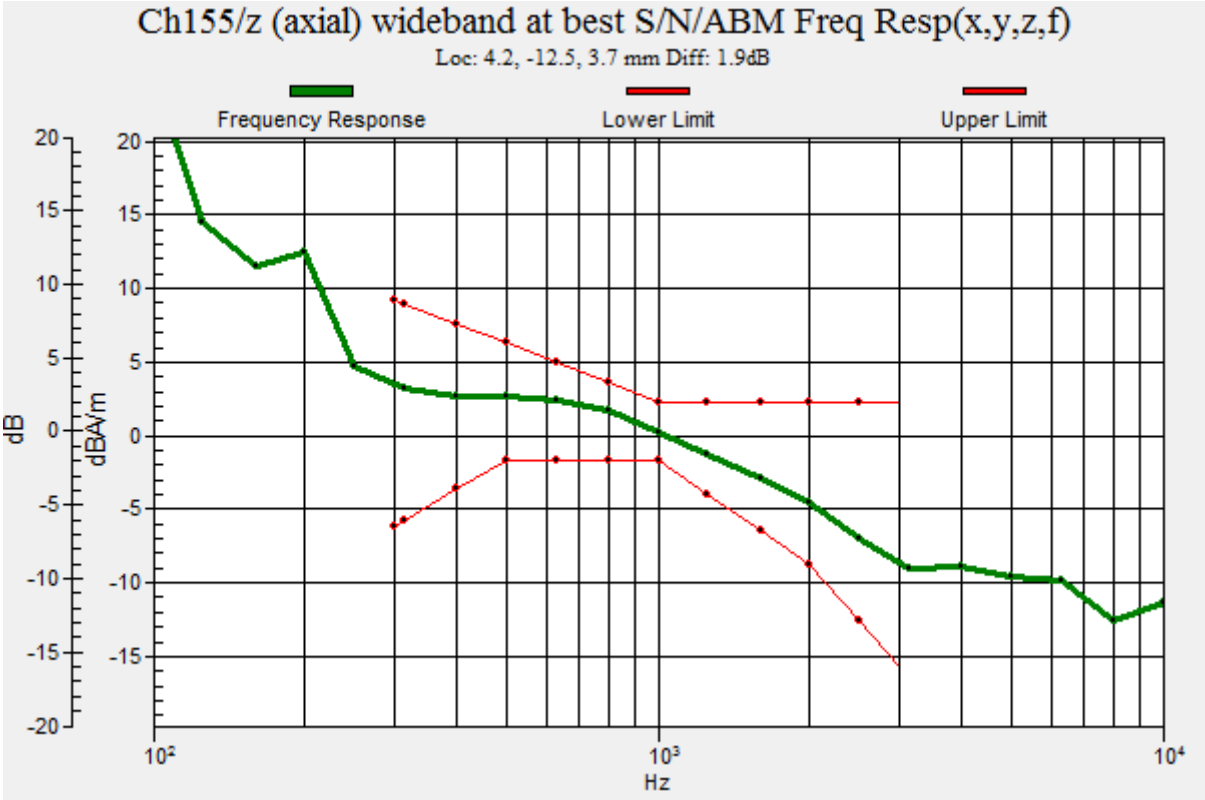
Ch155/z (axial) wideband at best S/N/ABM Freq Resp(x,y,z,f)
Loc: 4.2, -12.5, 3.7 mm Diff: 1.9dB
Frequency Response
Lower Limit
Upper Limit
dB
dBA/m
20
15
10
5
0
-5
-10
-15
-20
10^2
10^3
10^4
Hz

HAC_T-Coil_VoWiFi 5.8GHz_802.11ac-VHT80 MCS0_AMR 4.75Kbps_Ch155_Y

Communication System: UID 10401 - AAA, IEEE 802.11ac WiFi (40MHz, 64-QAM, 99pc duty cycle); Frequency: 5775 MHz;Duty Cycle: 1:7.24436
Medium: Air Medium parameters used: $\sigma = 0$ S/m, $\varepsilon_r = 1$; $\rho = 0$ kg/m^3
Ambient Temperature：23.2 ℃

DASY5 Configuration:
- Probe: AM1DV2 - 1048; ; Calibrated: 2021.02.22
- Sensor-Surface: 0mm (Fix Surface)
- Electronics: DAE4 Sn480; Calibrated: 2021.06.22
- Phantom: HAC Test Arch with AMCC; Type: SD HAC P01 BA;
- Measurement SW: DASY52, Version 52.8 (8); SEMCAD X Version 14.6.10 (7331)

Ch155/y (transversal) 4.2mm 50 x 50/ABM SNR(x,y,z) (13x13x1): Measurement grid: dx=10mm, dy=10mm
ABM1/ABM2 = 36.98 dB
ABM1 comp = -10.35 dBA/m
BWC Factor = 0.02 dB
Location: 0, 4.2, 3.7 mm



0 dB = 70.64 = 36.98 dB

HAC_T-Coil_VoWiFi 5.8GHz_802.11ax-HEW20 RU26_AMR 4.75Kbps_Ch157_Z

Communication System: UID 10400 - AAA, IEEE 802.11ac WiFi (20MHz, 64-QAM, 99pc duty cycle); Frequency: 5785 MHz;Duty Cycle: 1:6.87068
Medium: Air Medium parameters used: $\sigma = 0$ S/m, $\varepsilon_r = 1$; $\rho = 0$ kg/m^3
Ambient Temperature：23.2 ℃

DASY5 Configuration:
- Probe: AM1DV2 - 1048; ; Calibrated: 2021.02.22
- Sensor-Surface: 0mm (Fix Surface)
- Electronics: DAE4 Sn480; Calibrated: 2021.06.22
- Phantom: HAC Test Arch with AMCC; Type: SD HAC P01 BA;
- Measurement SW: DASY52, Version 52.8 (8); SEMCAD X Version 14.6.10 (7331)

Ch157/z (axial) 4.2mm 50 x 50/ABM SNR(x,y,z) (13x13x1): Measurement grid: dx=10mm, dy=10mm
ABM1/ABM2 = 46.26 dB
ABM1 comp = 1.08 dBA/m
BWC Factor = 0.02 dB
Location: 4.2, -12.5, 3.7 mm

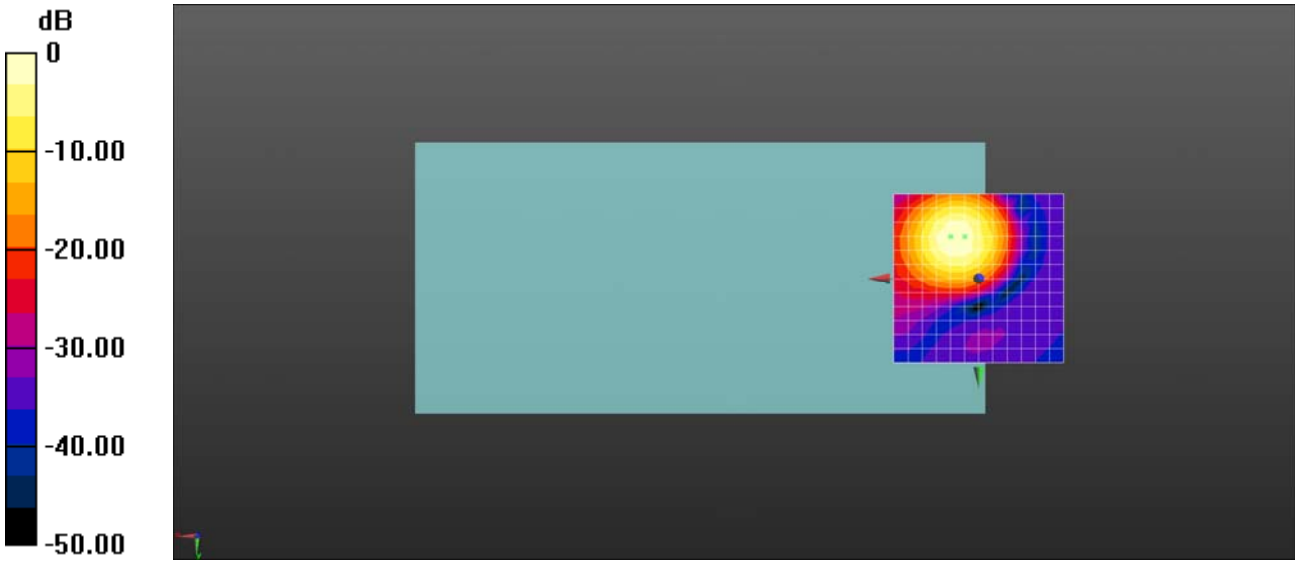

0 dB = 205.6 = 46.26 dB

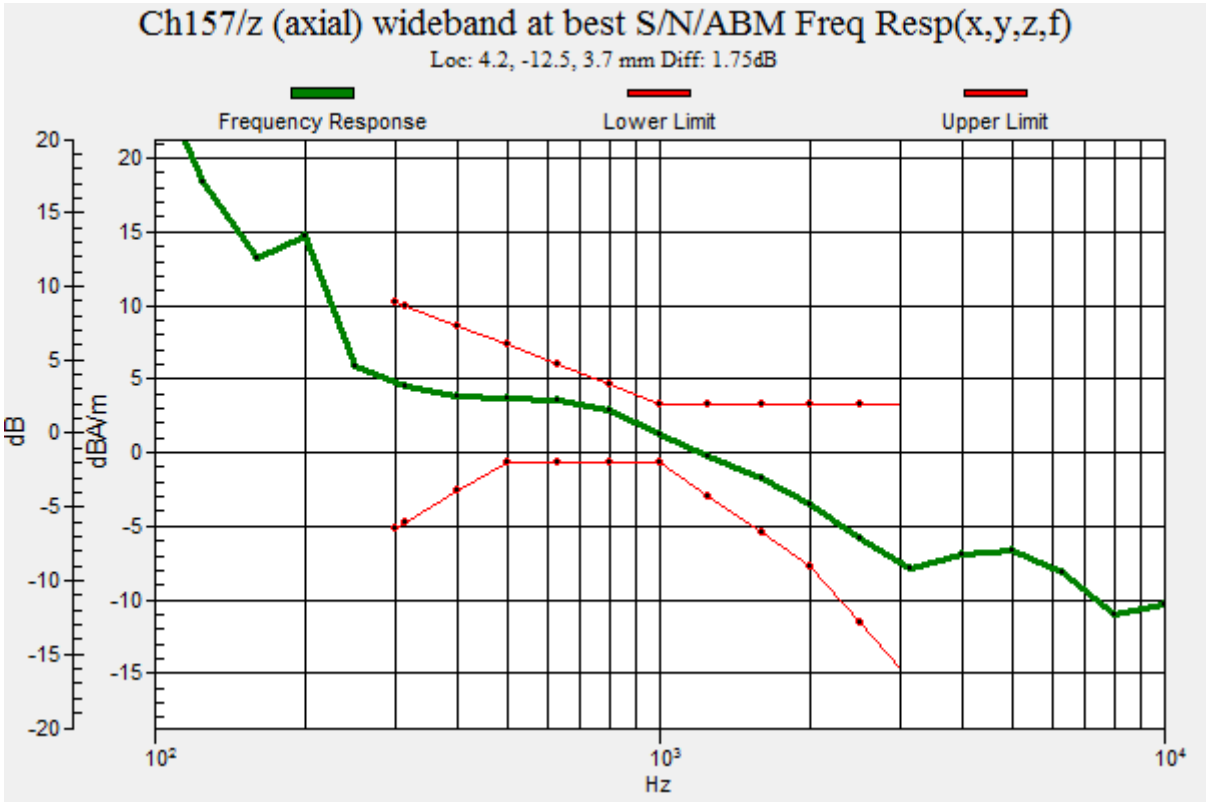
Ch157/z (axial) wideband at best S/N/ABM Freq Resp(x,y,z,f)
Loc: 4.2, -12.5, 3.7 mm Diff: 1.75dB
Frequency Response
Lower Limit
Upper Limit
dB
dBA/m
Hz

HAC_T-Coil_VoWiFi 5.8GHz_802.11ax-HEW20 RU26_AMR 4.75Kbps_Ch157_Y

Communication System: UID 10400 - AAA, IEEE 802.11ac WiFi (20MHz, 64-QAM, 99pc duty cycle); Frequency: 5785 MHz;Duty Cycle: 1:6.87068
Medium: Air Medium parameters used: $\sigma = 0$ S/m, $\varepsilon_r = 1$; $\rho = 0$ kg/m^3
Ambient Temperature：23.2 ℃

DASY5 Configuration:
- Probe: AM1DV2 - 1048; ; Calibrated: 2021.02.22
- Sensor-Surface: 0mm (Fix Surface)
- Electronics: DAE4 Sn480; Calibrated: 2021.06.22
- Phantom: HAC Test Arch with AMCC; Type: SD HAC P01 BA;
- Measurement SW: DASY52, Version 52.8 (8); SEMCAD X Version 14.6.10 (7331)

Ch157/y (transversal) 4.2mm 50 x 50/ABM SNR(x,y,z) (13x13x1): Measurement grid: dx=10mm, dy=10mm
ABM1/ABM2 = 37.18 dB
ABM1 comp = -9.56 dBA/m
BWC Factor = 0.02 dB
Location: 0, 0, 3.7 mm



0 dB = 72.31 = 37.18 dB

HAC_T-Coil_VoWiFi 5.8GHz_802.11ax-HEW20 RU242_AMR 4.75Kbps_Ch157_Z

Communication System: UID 10400 - AAA, IEEE 802.11ac WiFi (20MHz, 64-QAM, 99pc duty cycle); Frequency: 5785 MHz;Duty Cycle: 1:6.87068
Medium: Air Medium parameters used: $\sigma = 0$ S/m, $\varepsilon_r = 1$; $\rho = 0$ kg/m^3
Ambient Temperature：23.2 ℃

DASY5 Configuration
- Probe: AM1DV2 - 1048; ; Calibrated: 2021.02.22
- Sensor-Surface: 0mm (Fix Surface)
- Electronics: DAE4 Sn480; Calibrated: 2021.06.22
- Phantom: HAC Test Arch with AMCC; Type: SD HAC P01 BA;
- Measurement SW: DASY52, Version 52.8 (8); SEMCAD X Version 14.6.10 (7331)

Ch157/z (axial) 4.2mm 50 x 50/ABM SNR(x,y,z) (13x13x1): Measurement grid: dx=10mm, dy=10mm
ABM1/ABM2 = 52.50 dB
ABM1 comp = 5.09 dBA/m
BWC Factor = 0.03 dB
Location: 0, -12.5, 3.7 mm



0 dB = 421.7 = 52.50 dB

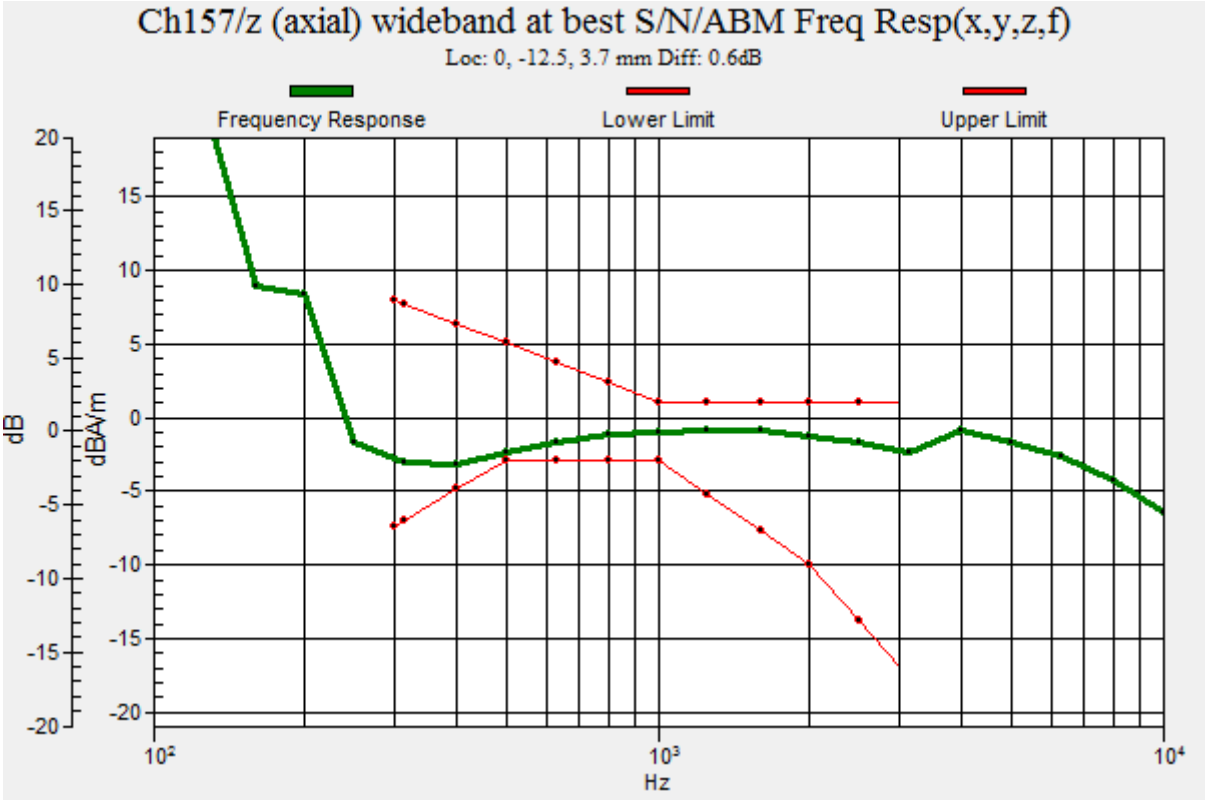
Ch157/z (axial) wideband at best S/N/ABM Freq Resp(x,y,z,f)
Loc: 0, -12.5, 3.7 mm Diff: 0.6dB
Frequency Response
Lower Limit
Upper Limit
dB
dBA/m
Hz

HAC_T-Coil_VoWiFi 5.8GHz_802.11ax-HEW20 RU242_AMR 4.75Kbps_Ch157_Y

Communication System: UID 10400 - AAA, IEEE 802.11ac WiFi (20MHz, 64-QAM, 99pc duty cycle); Frequency: 5785 MHz;Duty Cycle: 1:6.87068
Medium: Air Medium parameters used: $\sigma = 0$ S/m, $\varepsilon_r = 1$; $\rho = 0$ kg/m^3
Ambient Temperature：23.2 ℃

DASY5 Configuration:
- Probe: AM1DV2 - 1048; ; Calibrated: 2021.02.22
- Sensor-Surface: 0mm (Fix Surface)
- Electronics: DAE4 Sn480; Calibrated: 2021.06.22
- Phantom: HAC Test Arch with AMCC; Type: SD HAC P01 BA;
- Measurement SW: DASY52, Version 52.8 (8); SEMCAD X Version 14.6.10 (7331)

Ch157/y (transversal) 4.2mm 50 x 50/ABM SNR(x,y,z) (13x13x1): Measurement grid: dx=10mm, dy=10mm
ABM1/ABM2 = 45.18 dB
ABM1 comp = -3.16 dBA/m
BWC Factor = 0.03 dB
Location: -4.2, 0, 3.7 mm



0 dB = 181.6 = 45.18 dB

HAC_T-Coil_VoWiFi 5.8GHz_802.11ax-HEW40 RU242_AMR 4.75Kbps_Ch159_Z

Communication System: UID 10401 - AAA, IEEE 802.11ac WiFi (40MHz, 64-QAM, 99pc duty cycle); Frequency: 5795 MHz;Duty Cycle: 1:7.24436
Medium: Air Medium parameters used: $\sigma = 0$ S/m, $\varepsilon_r = 1$; $\rho = 0$ kg/m^3
Ambient Temperature：23.2 ℃

DASY5 Configuration:
- Probe: AM1DV2 - 1048; ; Calibrated: 2021.02.22
- Sensor-Surface: 0mm (Fix Surface)
- Electronics: DAE4 Sn480; Calibrated: 2021.06.22
- Phantom: HAC Test Arch with AMCC; Type: SD HAC P01 BA;
- Measurement SW: DASY52, Version 52.8 (8); SEMCAD X Version 14.6.10 (7331)

Ch159/z (axial) 4.2mm 50 x 50/ABM SNR(x,y,z) (13x13x1): Measurement grid: dx=10mm, dy=10mm
ABM1/ABM2 = 53.13 dB
ABM1 comp = 6.04 dBA/m
BWC Factor = 0.03 dB
Location: 0, -8.3, 3.7 mm

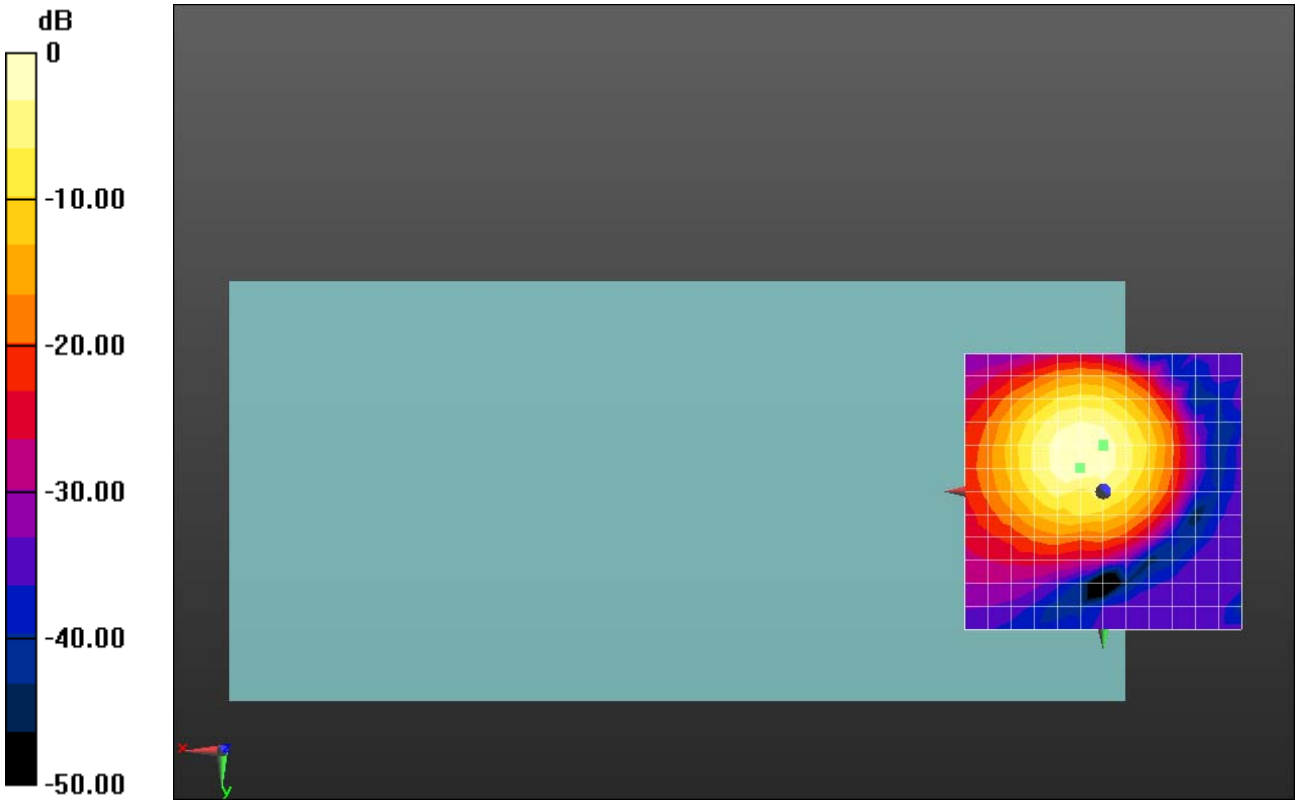

0 dB = 453.3 = 53.13 dB

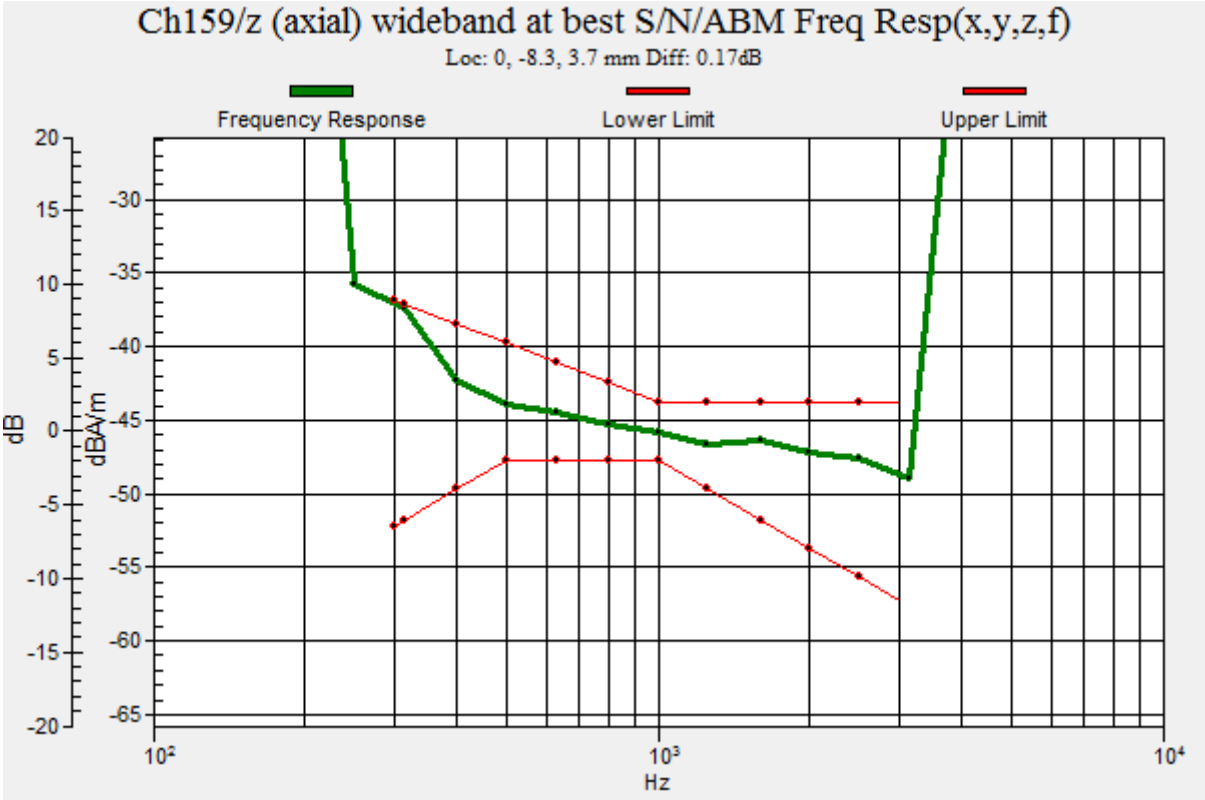
Ch159/z (axial) wideband at best S/N/ABM Freq Resp(x,y,z,f)
Loc: 0, -8.3, 3.7 mm Diff: 0.17dB
Frequency Response
Lower Limit
Upper Limit
dB
dBA/m
Hz

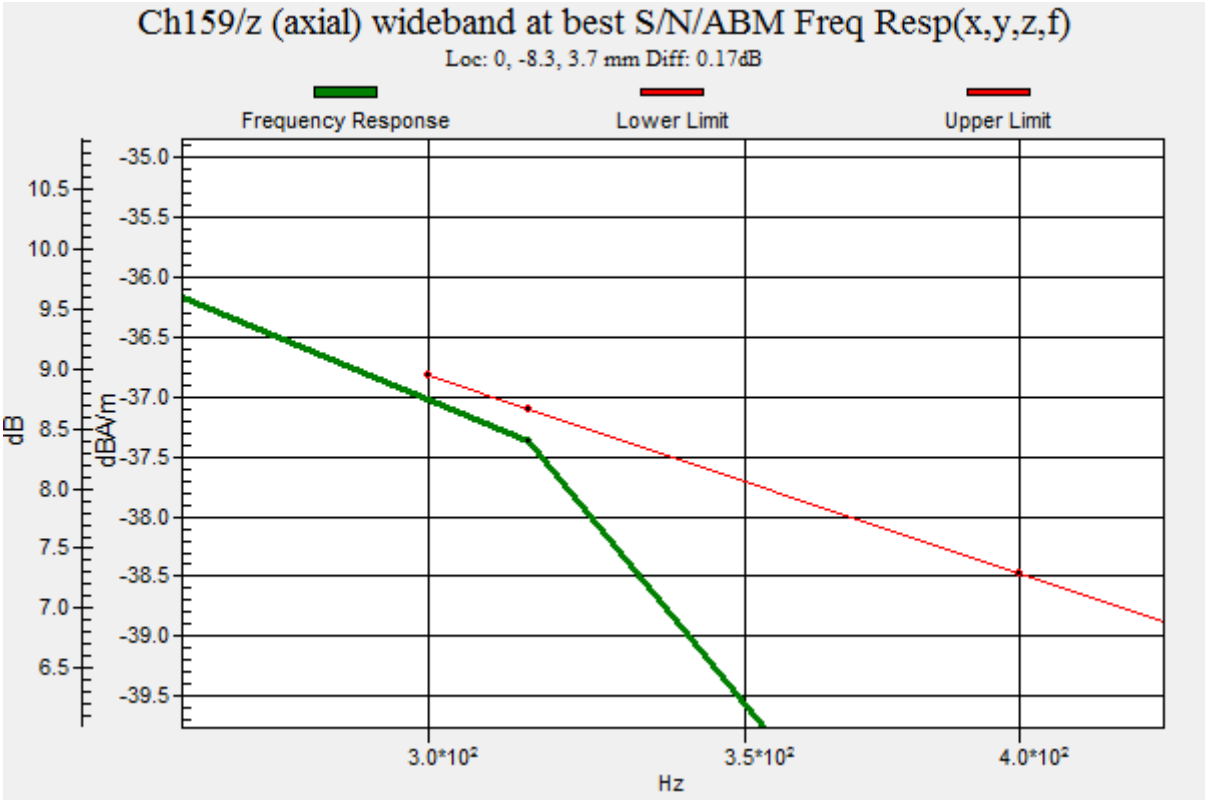
Ch159/z (axial) wideband at best S/N/ABM Freq Resp(x,y,z,f)
Loc: 0, -8.3, 3.7 mm Diff: 0.17dB
Frequency Response
Lower Limit
Upper Limit
dB
dBA/m
Hz

HAC_T-Coil_VoWiFi 5.8GHz_802.11ax-HEW40 RU242_AMR 4.75Kbps_Ch159_Y

Communication System: UID 10400 - AAA, IEEE 802.11ac WiFi (20MHz, 64-QAM, 99pc duty cycle); Frequency: 5795 MHz;Duty Cycle: 1:6.87068
Medium: Air Medium parameters used: $\sigma = 0$ S/m, $\varepsilon_r = 1$; $\rho = 0$ kg/m^3
Ambient Temperature：23.2 ℃

DASY5 Configuration:
- Probe: AM1DV2 - 1048; ; Calibrated: 2022.02.22
- Sensor-Surface: 0mm (Fix Surface)
- Electronics: DAE4 Sn480; Calibrated: 2021.06.22
- Phantom: HAC Test Arch with AMCC; Type: SD HAC P01 BA;
- Measurement SW: DASY52, Version 52.8 (8); SEMCAD X Version 14.6.10 (7331)

Ch157/y (transversal) 4.2mm 50 x 50/ABM SNR(x,y,z) (13x13x1): Measurement grid: dx=10mm, dy=10mm
ABM1/ABM2 = 45.18 dB
ABM1 comp = -3.16 dBA/m
BWC Factor = 0.03 dB
Location: -4.2, 0, 3.7 mm



0 dB = 181.6 = 45.18 dB

HAC_T-Coil_VoWiFi 5.8GHz_802.11ax-HEW80 RU242_AMR 4.75Kbps_Ch155_Z

Communication System: UID 10402 - AAA, IEEE 802.11ac WiFi (80MHz, 64-QAM, 99pc duty cycle); Frequency: 5775 MHz;Duty Cycle: 1:7.12853
Medium: Air Medium parameters used: $\sigma = 0$ S/m, $\varepsilon_r = 1$; $\rho = 0$ kg/m^3
Ambient Temperature：23.2 ℃

DASY5 Configuration:
- Probe: AM1DV2 - 1048; ; Calibrated: 2021.02.22
- Sensor-Surface: 0mm (Fix Surface)
- Electronics: DAE4 Sn480; Calibrated: 2021.06.22
- Phantom: HAC Test Arch with AMCC; Type: SD HAC P01 BA;
- Measurement SW: DASY52, Version 52.8 (8); SEMCAD X Version 14.6.10 (7331)

Ch155/z (axial) 4.2mm 50 x 50/ABM SNR(x,y,z) (13x13x1): Measurement grid: dx=10mm, dy=10mm
ABM1/ABM2 = 30.53 dB
ABM1 comp = 0.60 dBA/m
BWC Factor = 0.02 dB
Location: -4.2, -12.5, 3.7 mm

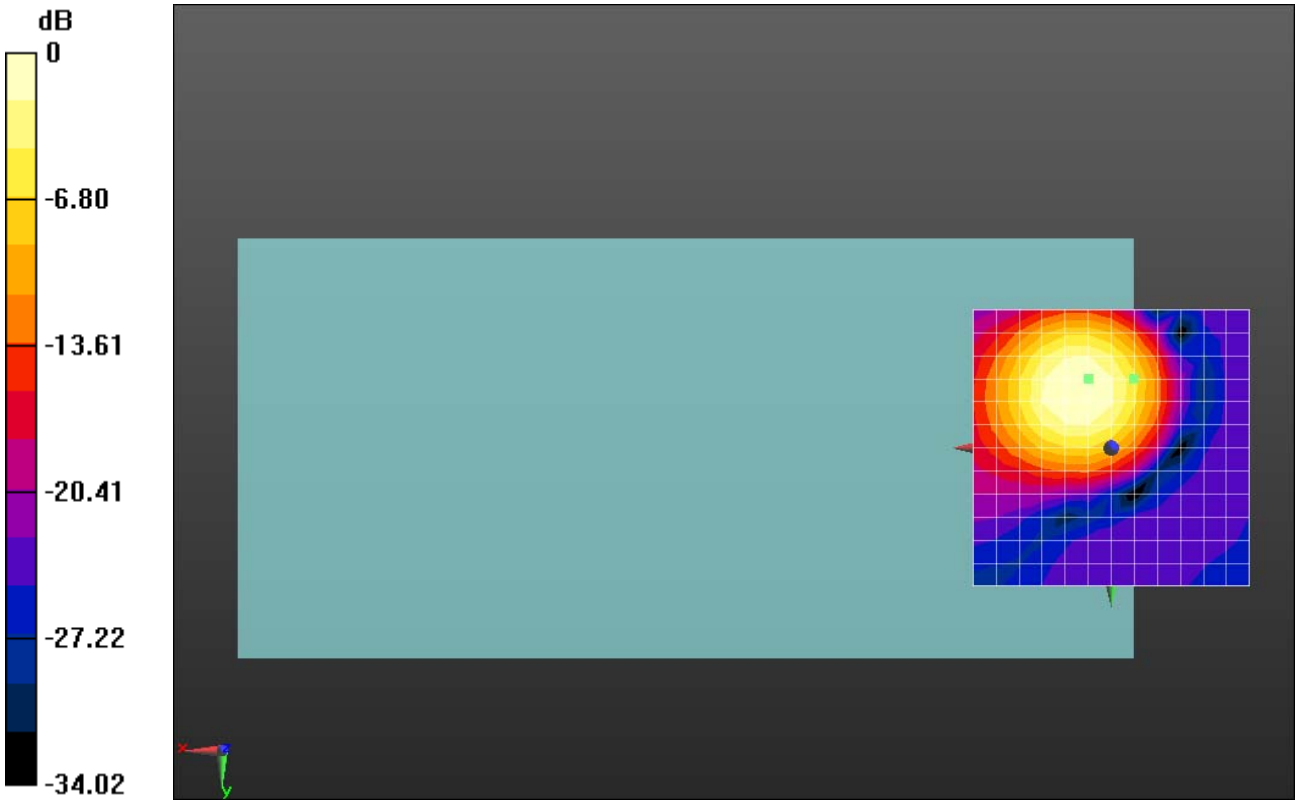

0 dB = 33.60 = 30.53 dB

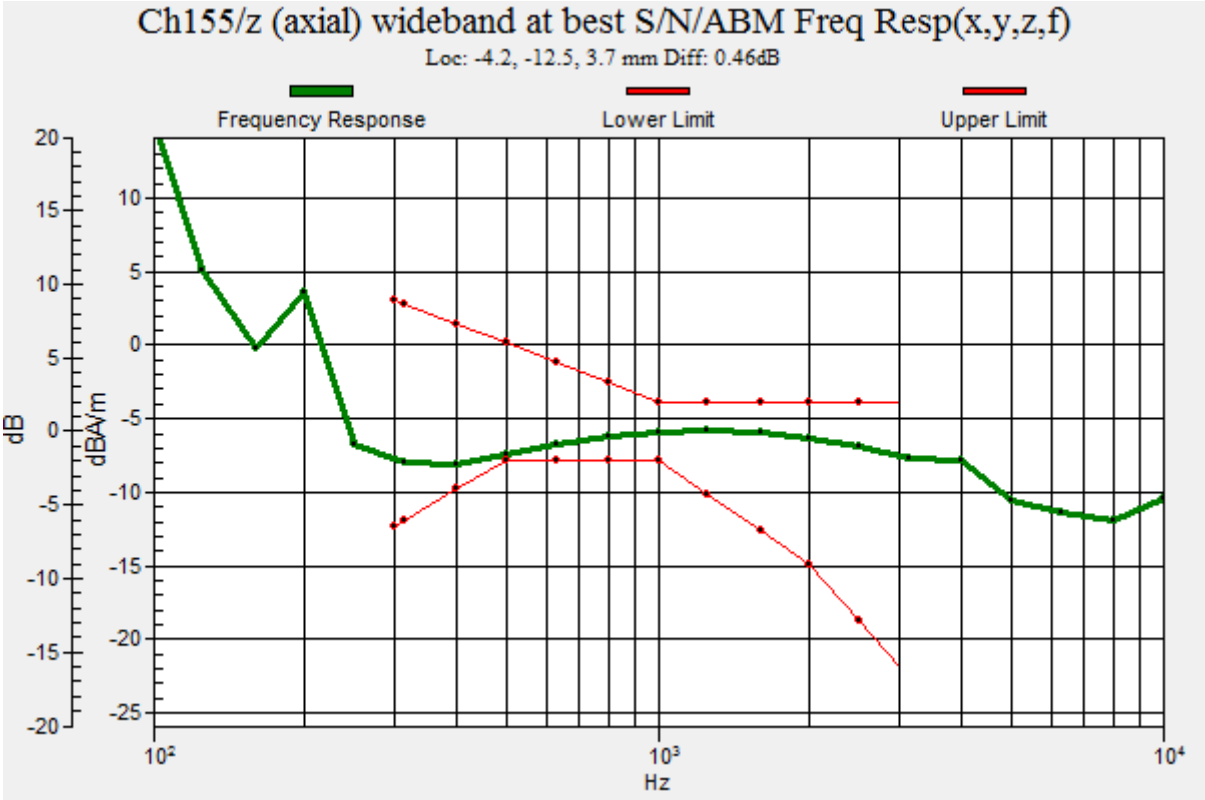
Ch155/z (axial) wideband at best S/N/ABM Freq Resp(x,y,z,f)
Loc: -4.2, -12.5, 3.7 mm Diff: 0.46dB
Frequency Response
Lower Limit
Upper Limit
dB
dBA/m
Hz

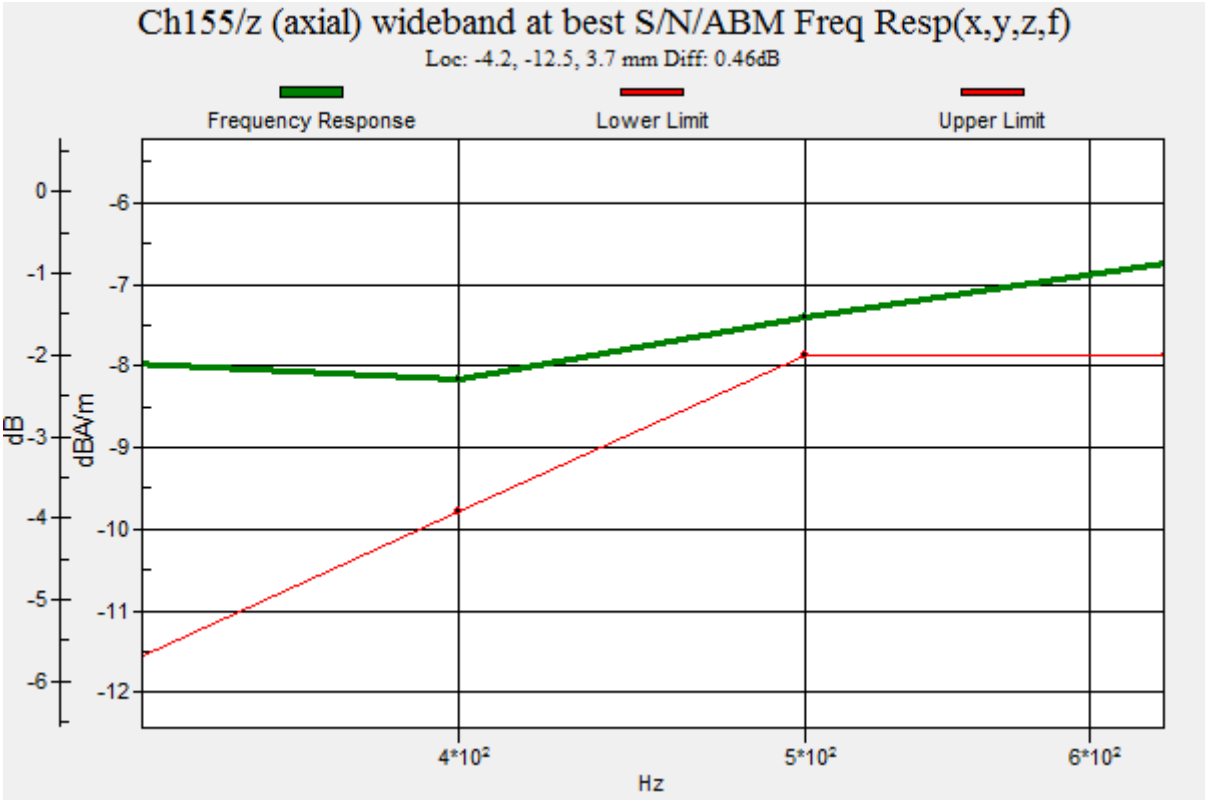
Ch155/z (axial) wideband at best S/N/ABM Freq Resp(x,y,z,f)
Loc: -4.2, -12.5, 3.7 mm Diff: 0.46dB
Frequency Response
Lower Limit
Upper Limit
dB
dBA/m
Hz

HAC_T-Coil_VoWiFi 5.8GHz_802.11ax-HEW80 RU242_AMR 4.75Kbps_Ch155_Y

Communication System: UID 10402 - AAA, IEEE 802.11ac WiFi (80MHz, 64-QAM, 99pc duty cycle); Frequency: 5775 MHz;Duty Cycle: 1:7.12853
Medium: Air Medium parameters used: $\sigma = 0$ S/m, $\varepsilon_r = 1$; $\rho = 0$ kg/m^3
Ambient Temperature：23.2 ℃

DASY5 Configuration:
- Probe: AM1DV2 - 1048; ; Calibrated: 2021.02.22
- Sensor-Surface: 0mm (Fix Surface)
- Electronics: DAE4 Sn480; Calibrated: 2021.06.22
- Phantom: HAC Test Arch with AMCC; Type: SD HAC P01 BA;
- Measurement SW: DASY52, Version 52.8 (8); SEMCAD X Version 14.6.10 (7331)

Ch155/y (transversal) 4.2mm 50 x 50/ABM SNR(x,y,z) (13x13x1): Measurement grid: dx=10mm, dy=10mm

ABM1/ABM2 = 47.76 dB
ABM1 comp = -0.16 dBA/m
BWC Factor = 0.02 dB
Location: 0, 0, 3.7 mm



0 dB = 244.5 = 47.77 dB

HAC_T-Coil_OTT VoIP_GSM850_EDGE(4TX Slots)_Ch189_Z

Communication System: UID 0, Generic GSM (0); Frequency: 836.6 MHz;Duty Cycle: 1:8.30042
Medium: Air Medium parameters used: $\sigma = 0$ S/m, $\varepsilon_r = 1$; $\rho = 0$ kg/m^3
Ambient Temperature：23.2 ℃

DASY5 Configuration:
- Probe: AM1DV2 - 1048; ; Calibrated: 2022.02.22
- Sensor-Surface: 0mm (Fix Surface)
- Electronics: DAE4 Sn480; Calibrated: 2021.06.22
- Phantom: HAC Test Arch with AMCC; Type: SD HAC P01 BA;
- Measurement SW: DASY52, Version 52.8 (8); SEMCAD X Version 14.6.10 (7331)

Ch189/z (axial) 4.2mm 50 x 50/ABM SNR(x,y,z) (13x13x1): Measurement grid: dx=10mm, dy=10mm
ABM1/ABM2 = 28.74 dB
ABM1 comp = -10.29 dBA/m
BWC Factor = 0.01 dB
Location: 4.2, -4.2, 3.7 mm

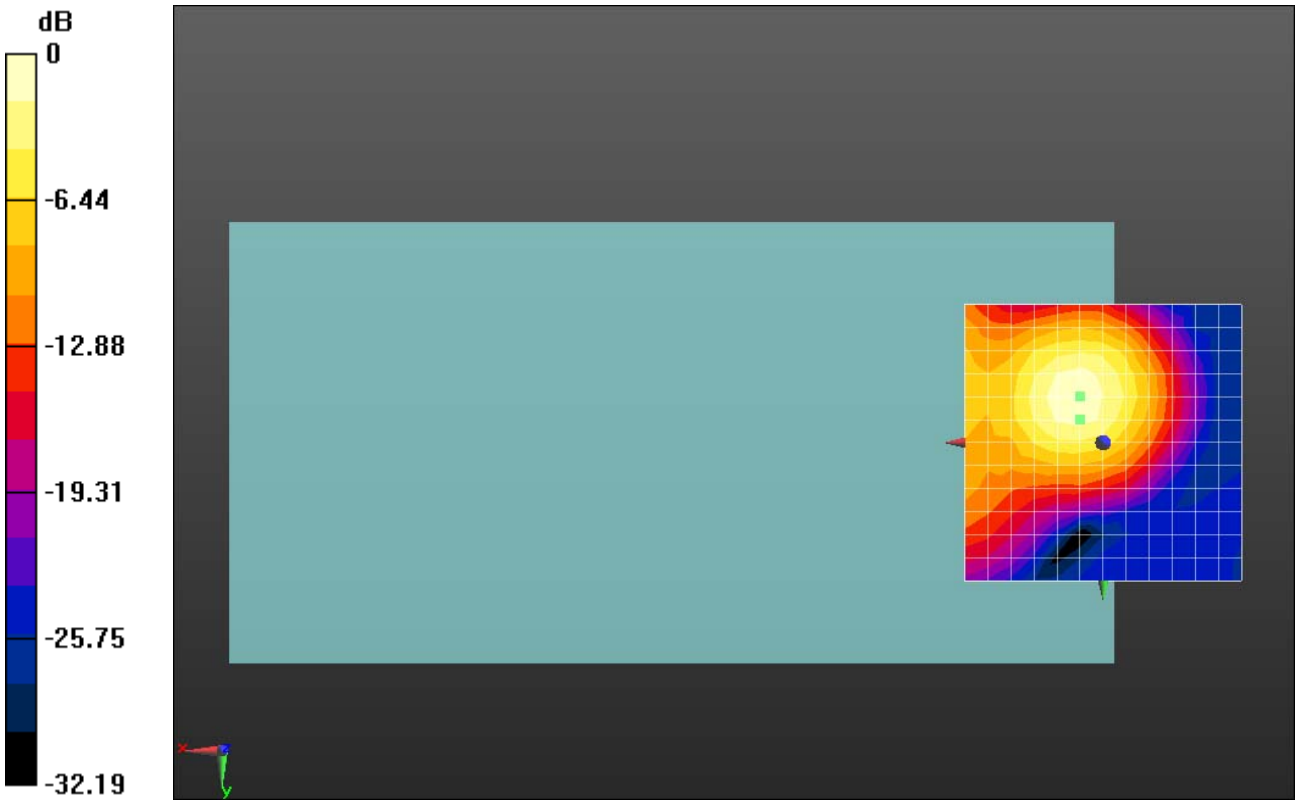

0 dB = 16.95 = 24.58 dB

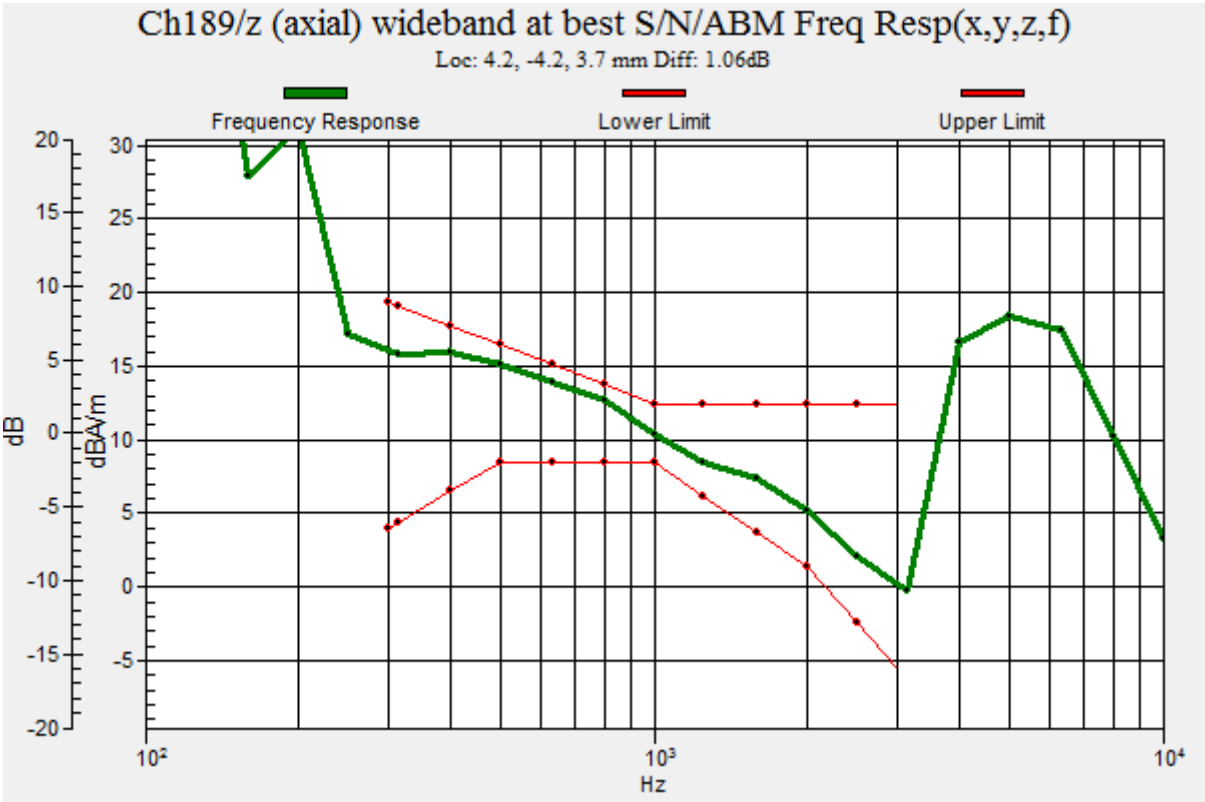
Ch189/z (axial) wideband at best S/N/ABM Freq Resp(x,y,z,f)
Loc: 4.2, -4.2, 3.7 mm Diff: 1.06dB
Frequency Response
Lower Limit
Upper Limit
dB
dBA/m
Hz

HAC_T-Coil_OTT VoIP_GSM850_EDGE(4TX Slots)_Ch189_Y

Communication System: UID 0, Generic GSM (0); Frequency: 836.6 MHz;Duty Cycle: 1:8.30042
Medium: Air Medium parameters used: $\sigma = 0$ S/m, $\varepsilon_r = 1$; $\rho = 0$ kg/m^3
Ambient Temperature：23.2 ℃

DASY5 Configuration:
- Probe: AM1DV2 - 1048; ; Calibrated: 2022.02.22
- Sensor-Surface: 0mm (Fix Surface)
- Electronics: DAE4 Sn480; Calibrated: 2021.06.22
- Phantom: HAC Test Arch with AMCC; Type: SD HAC P01 BA;
- Measurement SW: DASY52, Version 52.8 (8); SEMCAD X Version 14.6.10 (7331)

Ch189/y (transversal) 4.2mm 50 x 50/ABM SNR(x,y,z) (13x13x1): Measurement grid: dx=10mm, dy=10mm
ABM1/ABM2 = 29.07 dB
ABM1 comp = -12.65 dBA/m
BWC Factor = 0.02 dB
Location: -12.5, -4.2, 3.7 mm



0 dB = 28.42 = 29.07 dB

HAC_T-Coil_OTT VoIP_GSM1900_EDGE(4TX Slots)_Ch661_Z

Communication System: UID 0, Generic GSM (0); Frequency: 1880 MHz;Duty Cycle: 1:8.30042
Medium: Air Medium parameters used: $\sigma = 0$ S/m, $\varepsilon_r = 1$; $\rho = 0$ kg/m^3
Ambient Temperature：23.2 ℃

DASY5 Configuration:
- Probe: AM1DV2 - 1048; ; Calibrated: 2022.02.22
- Sensor-Surface: 0mm (Fix Surface)
- Electronics: DAE4 Sn480; Calibrated: 2021.06.22
- Phantom: HAC Test Arch with AMCC; Type: SD HAC P01 BA;
- Measurement SW: DASY52, Version 52.8 (8); SEMCAD X Version 14.6.10 (7331)

Ch661/z (axial) 4.2mm 50 x 50/ABM SNR(x,y,z) (13x13x1): Measurement grid: dx=10mm, dy=10mm
ABM1/ABM2 = 28.76 dB
ABM1 comp = 3.94 dBA/m
BWC Factor = 0.02 dB
Location: 8.3, 0, 3.7 mm

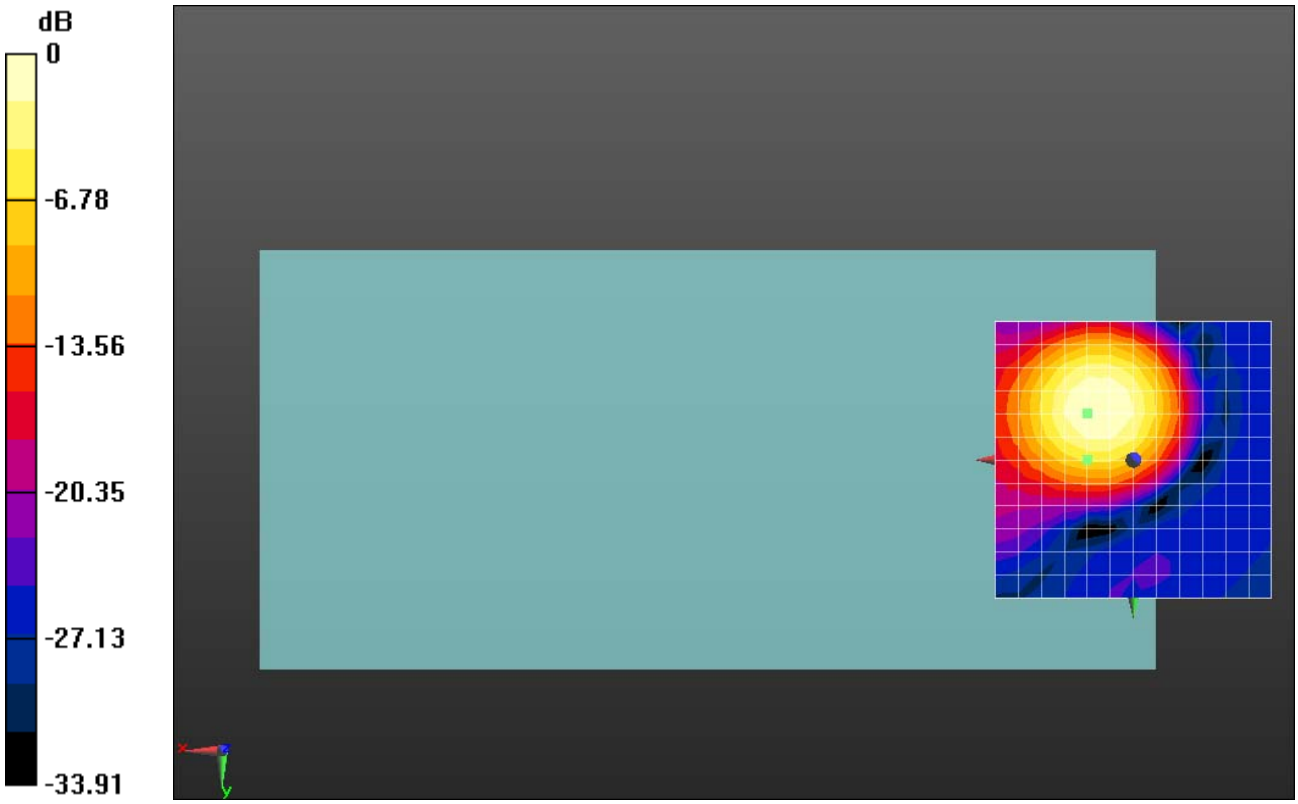

0 dB = 27.40 = 28.76 dB

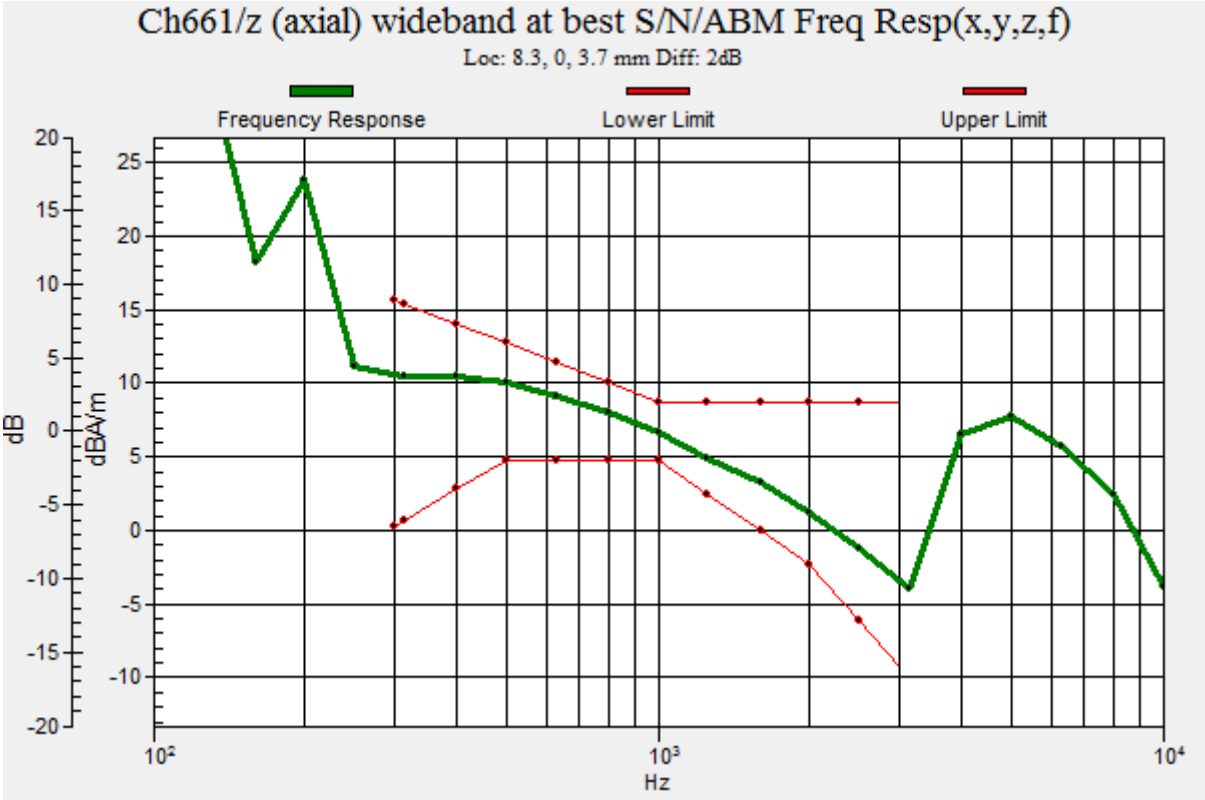
Ch661/z (axial) wideband at best S/N/ABM Freq Resp(x,y,z,f)
Loc: 8.3, 0, 3.7 mm Diff: 2dB
Frequency Response
Lower Limit
Upper Limit
dB
dBA/m
Hz

HAC_T-Coil_OTT VoIP_GSM1900_EDGE(4TX Slots)_Ch661_Y

Communication System: UID 0, Generic GSM (0); Frequency: 1880 MHz;Duty Cycle: 1:8.30042
Medium: Air Medium parameters used: $\sigma = 0$ S/m, $\varepsilon_r = 1$; $\rho = 0$ kg/m^3
Ambient Temperature：23.2 ℃

DASY5 Configuration:
- Probe: AM1DV2 - 1048; ; Calibrated: 2022.02.22
- Sensor-Surface: 0mm (Fix Surface)
- Electronics: DAE4 Sn480; Calibrated: 2021.06.22
- Phantom: HAC Test Arch with AMCC; Type: SD HAC P01 BA;
- Measurement SW: DASY52, Version 52.8 (8); SEMCAD X Version 14.6.10 (7331)

Ch661/y (transversal) 4.2mm 50 x 50/ABM SNR(x,y,z) (13x13x1): Measurement grid: dx=10mm, dy=10mm
ABM1/ABM2 = 29.33 dB
ABM1 comp = -4.56 dBA/m
BWC Factor = 0.02 dB
Location: -8.3, 0, 3.7 mm



0 dB = 1.000 = 0.00 dB

HAC_T-Coil_OTT VoIP_WCDMA Band II_HSPA_Ch9400_Z

Communication System: UID 10011 - CAB, UMTS-FDD (WCDMA); Frequency: 1880 MHz;Duty Cycle: 1:1.95434
Medium: Air Medium parameters used: $\sigma = 0$ S/m, $\varepsilon_r = 1$; $\rho = 0$ kg/m^3
Ambient Temperature：23.2 ℃

DASY5 Configuration:
- Probe: AM1DV2 - 1048; ; Calibrated: 2022.02.22
- Sensor-Surface: 0mm (Fix Surface)
- Electronics: DAE4 Sn480; Calibrated: 2021.06.22
- Phantom: HAC Test Arch with AMCC; Type: SD HAC P01 BA;
- Measurement SW: DASY52, Version 52.8 (8); SEMCAD X Version 14.6.10 (7331)

Ch9400/z (axial) 4.2mm 50 x 50/ABM SNR(x,y,z) (13x13x1): Measurement grid: dx=10mm, dy=10mm
ABM1/ABM2 = 50.33 dB
ABM1 comp = 7.30 dBA/m
BWC Factor = 0.02 dB
Location: 4.2, -12.5, 3.7 mm

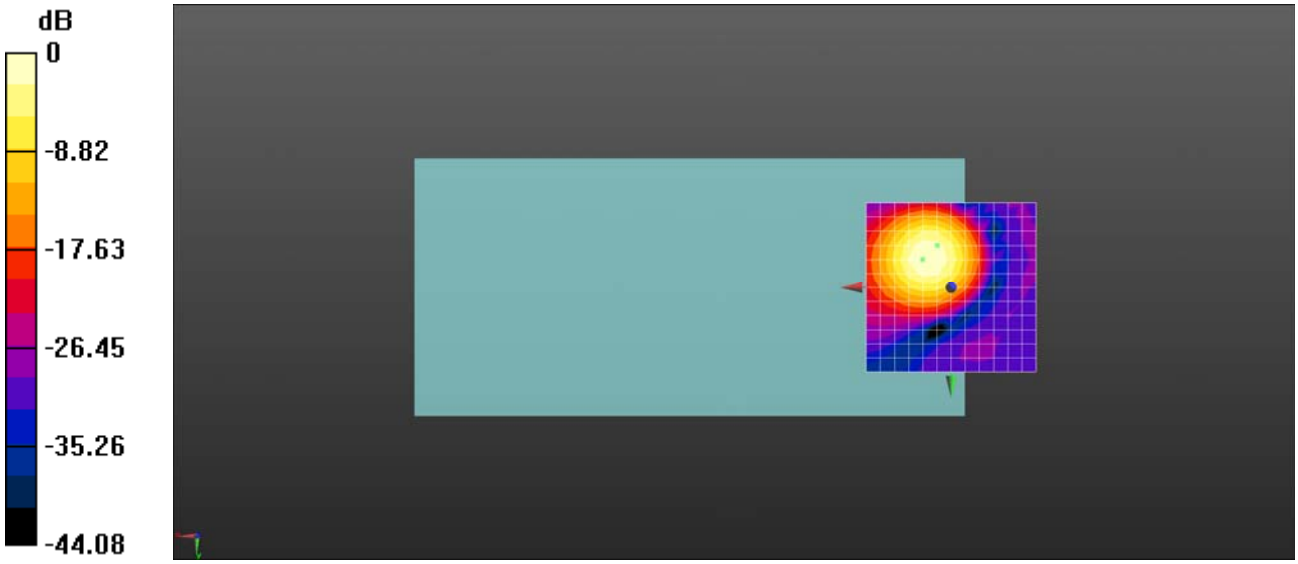

0 dB = 328.3 = 50.33 dB

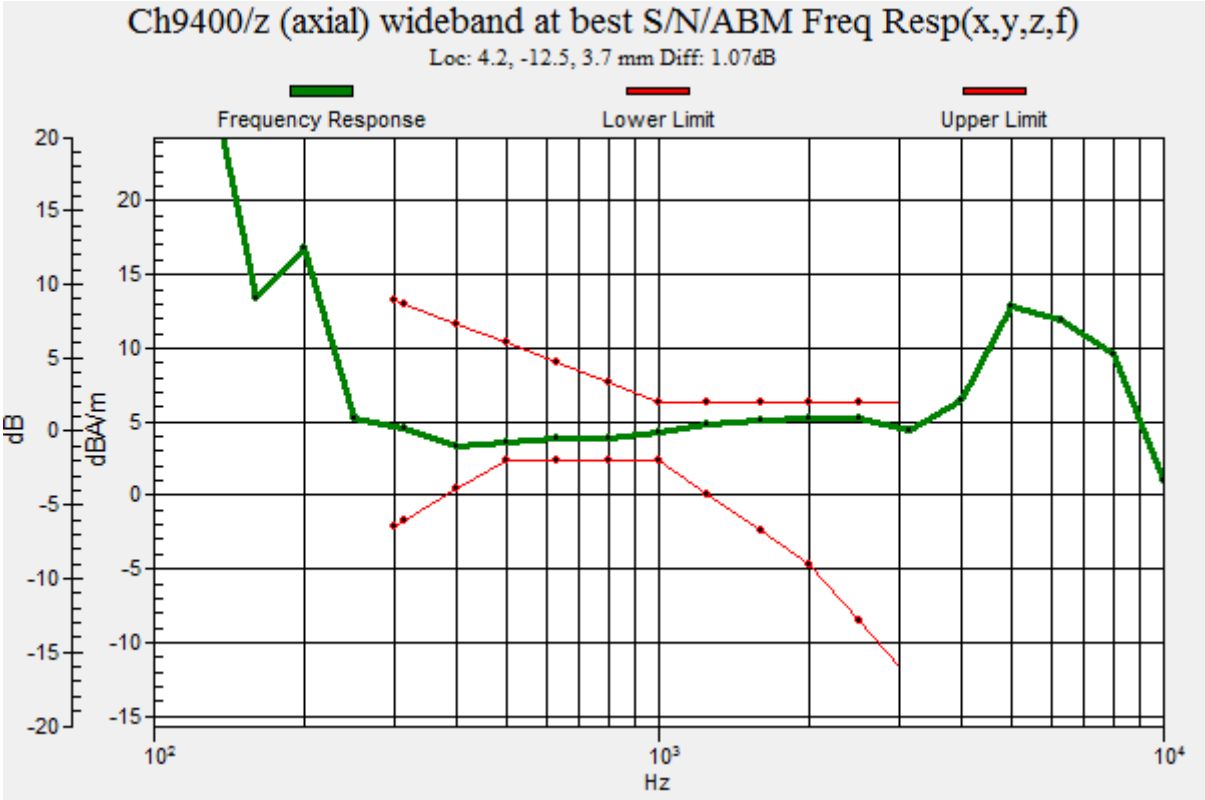
Ch9400/z (axial) wideband at best S/N/ABM Freq Resp(x,y,z,f)
Loc: 4.2, -12.5, 3.7 mm Diff: 1.07dB
Frequency Response
Lower Limit
Upper Limit
dB
dBA/m
Hz

HAC_T-Coil_OTT VoIP_WCDMA Band II_HSPA_Ch9400_Y

Communication System: UID 10011 - CAB, UMTS-FDD (WCDMA); Frequency: 1880 MHz;Duty Cycle: 1:1.95434
Medium: Air Medium parameters used: $\sigma = 0$ S/m, $\varepsilon_r = 1$; $\rho = 0$ kg/m^3
Ambient Temperature：23.2 ℃

DASY5 Configuration:
- Probe: AM1DV2 - 1048; ; Calibrated: 2022.02.22
- Sensor-Surface: 0mm (Fix Surface)
- Electronics: DAE4 Sn480; Calibrated: 2021.06.22
- Phantom: HAC Test Arch with AMCC; Type: SD HAC P01 BA;
- Measurement SW: DASY52, Version 52.8 (8); SEMCAD X Version 14.6.10 (7331)

Ch9400/y (transversal) 4.2mm 50 x 50/ABM SNR(x,y,z) (13x13x1): Measurement grid: dx=10mm, dy=10mm
ABM1/ABM2 = 49.38 dB
ABM1 comp = 1.67 dBA/m
BWC Factor = 0.02 dB
Location: 4.2, -16.7, 3.7 mm



0 dB = 294.3 = 49.38 dB

HAC_T-Coil_OTT VoIP_WCDMA Band V_HSPA_Ch4182_Z

Communication System: UID 10011 - CAB, UMTS-FDD (WCDMA); Frequency: 836.4 MHz;Duty Cycle: 1:1.95434
Medium: Air Medium parameters used: $\sigma = 0$ S/m, $\varepsilon_r = 1$; $\rho = 0$ kg/m^3
Ambient Temperature：23.2 ℃

DASY5 Configuration:
- Probe: AM1DV2 - 1048; ; Calibrated: 2022.02.22
- Sensor-Surface: 0mm (Fix Surface)
- Electronics: DAE4 Sn480; Calibrated: 2021.06.22
- Phantom: HAC Test Arch with AMCC; Type: SD HAC P01 BA;
- Measurement SW: DASY52, Version 52.8 (8); SEMCAD X Version 14.6.10 (7331)

Ch4182/z (axial) 4.2mm 50 x 50/ABM SNR(x,y,z) (13x13x1): Measurement grid: dx=10mm, dy=10mm
ABM1/ABM2 = 50.64 dB
ABM1 comp = 7.76 dBA/m
BWC Factor = 0.02 dB
Location: 8.3, -12.5, 3.7 mm



0 dB = 340.4 = 50.64 dB

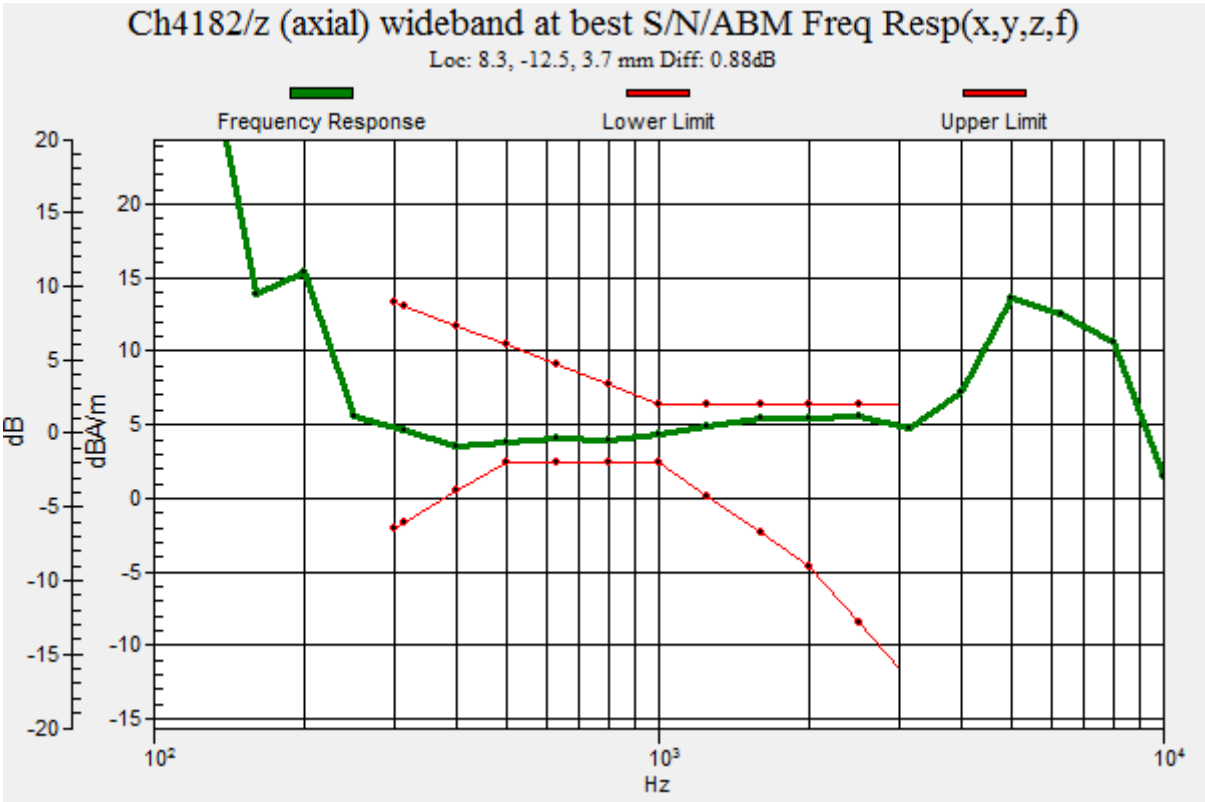
Ch4182/z (axial) wideband at best S/N/ABM Freq Resp(x,y,z,f)
Loc: 8.3, -12.5, 3.7 mm Diff: 0.88dB
Frequency Response
Lower Limit
Upper Limit
dB
dBA/m
Hz

HAC_T-Coil_OTT VoIP_WCDMA Band V_HSPA_Ch4182_Y

Communication System: UID 10011 - CAB, UMTS-FDD (WCDMA); Frequency: 836.4 MHz;Duty Cycle: 1:1.95434
Medium: Air Medium parameters used: $\sigma = 0$ S/m, $\varepsilon_r = 1$; $\rho = 0$ kg/m^3
Ambient Temperature：23.2 ℃

DASY5 Configuration:
- Probe: AM1DV2 - 1048; ; Calibrated: 2022.02.22
- Sensor-Surface: 0mm (Fix Surface)
- Electronics: DAE4 Sn480; Calibrated: 2021.06.22
- Phantom: HAC Test Arch with AMCC; Type: SD HAC P01 BA;
- Measurement SW: DASY52, Version 52.8 (8); SEMCAD X Version 14.6.10 (7331)

Ch4182/y (transversal) 4.2mm 50 x 50/ABM SNR(x,y,z) (13x13x1): Measurement grid: dx=10mm, dy=10mm
ABM1/ABM2 = 48.66 dB
ABM1 comp = 1.62 dBA/m
BWC Factor = 0.02 dB
Location: 4.2, -16.7, 3.7 mm



0 dB = 270.9 = 48.66 dB

HAC_T-Coil_OTT VoIP_CDMA 2000_BC0_EVDO_Ch384_Z

Communication System: UID 10276 - CAB, CDMA2000 (1xRTT, RC1, 1/8 Rate); Frequency: 836.52 MHz;Duty Cycle: 1:19.8153
Medium: Air Medium parameters used: $\sigma = 0$ S/m, $\varepsilon_r = 1$; $\rho = 0$ kg/m^3
Ambient Temperature：23.2 ℃

DASY5 Configuration:
- Probe: AM1DV2 - 1048; ; Calibrated: 2022.02.22
- Sensor-Surface: 0mm (Fix Surface)
- Electronics: DAE4 Sn480; Calibrated: 2021.06.22
- Phantom: HAC Test Arch with AMCC; Type: SD HAC P01 BA;
- Measurement SW: DASY52, Version 52.8 (8); SEMCAD X Version 14.6.10 (7331)

Ch384/z (axial) 4.2mm 50 x 50/ABM SNR(x,y,z) (13x13x1): Measurement grid: dx=10mm, dy=10mm
ABM1/ABM2 = 50.71 dB
ABM1 comp = 7.32 dBA/m
BWC Factor = 0.01 dB
Location: 4.2, -12.5, 3.7 mm

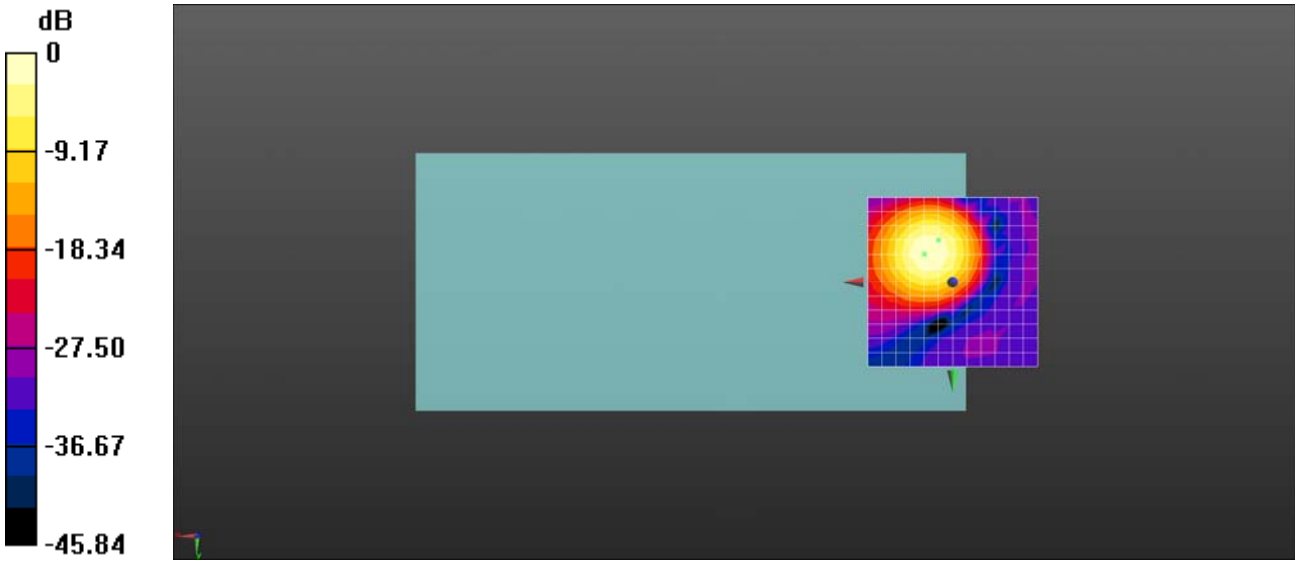

0 dB = 343.2 = 50.71 dB

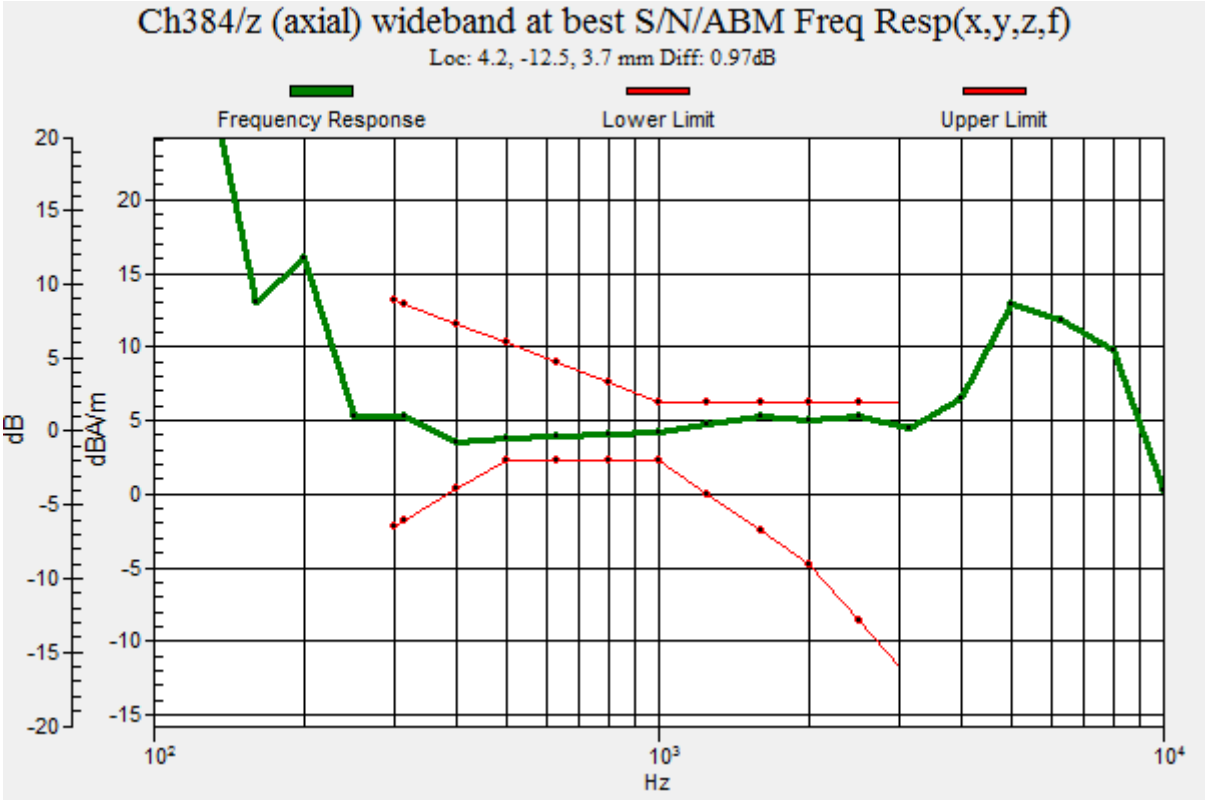
Ch384/z (axial) wideband at best S/N/ABM Freq Resp(x,y,z,f)
Loc: 4.2, -12.5, 3.7 mm Diff: 0.97dB
Frequency Response
Lower Limit
Upper Limit
dB
dBA/m
Hz

HAC_T-Coil_OTT VoIP_CDMA 2000_BC0_EVDO_Ch384_Y

Communication System: UID 10276 - CAB, CDMA2000 (1xRTT, RC1, 1/8 Rate); Frequency: 836.52 MHz;Duty Cycle: 1:19.8153
Medium: Air Medium parameters used: $\sigma = 0$ S/m, $\varepsilon_r = 1$; $\rho = 0$ kg/m^3
Ambient Temperature：23.2 ℃

DASY5 Configuration:
- Probe: AM1DV2 - 1048; ; Calibrated: 2022.02.22
- Sensor-Surface: 0mm (Fix Surface)
- Electronics: DAE4 Sn480; Calibrated: 2021.06.22
- Phantom: HAC Test Arch with AMCC; Type: SD HAC P01 BA;
- Measurement SW: DASY52, Version 52.8 (8); SEMCAD X Version 14.6.10 (7331)

Ch384/y (transversal) 4.2mm 50 x 50/ABM SNR(x,y,z) (13x13x1): Measurement grid: dx=10mm, dy=10mm
ABM1/ABM2 = 48.74 dB
ABM1 comp = 1.45 dBA/m
BWC Factor = 0.01 dB
Location: 4.2, 0, 3.7 mm



0 dB = 273.6 = 48.74 dB

HAC_T-Coil_OTT VoIP_CDMA 2000_BC1_EVDO_Ch600_Z

Communication System: UID 10295 - AAB, CDMA2000, RC1, SO3, 1/8th Rate 25 fr.; Frequency: 1880 MHz;Duty Cycle: 1:17.7419
Medium: Air Medium parameters used: $\sigma = 0$ S/m, $\varepsilon_r = 1$; $\rho = 0$ kg/m^3
Ambient Temperature：23.2 ℃

DASY5 Configuration:
- Probe: AM1DV2 - 1048; ; Calibrated: 2022.02.22
- Sensor-Surface: 0mm (Fix Surface)
- Electronics: DAE4 Sn480; Calibrated: 2021.06.22
- Phantom: HAC Test Arch with AMCC; Type: SD HAC P01 BA;
- Measurement SW: DASY52, Version 52.8 (8); SEMCAD X Version 14.6.10 (7331)

Ch600/z (axial) 4.2mm 50 x 50/ABM SNR(x,y,z) (13x13x1): Measurement grid: dx=10mm, dy=10mm
ABM1/ABM2 = 50.32 dB
ABM1 comp = 7.24 dBA/m
BWC Factor = 0.02 dB
Location: 4.2, -12.5, 3.7 mm

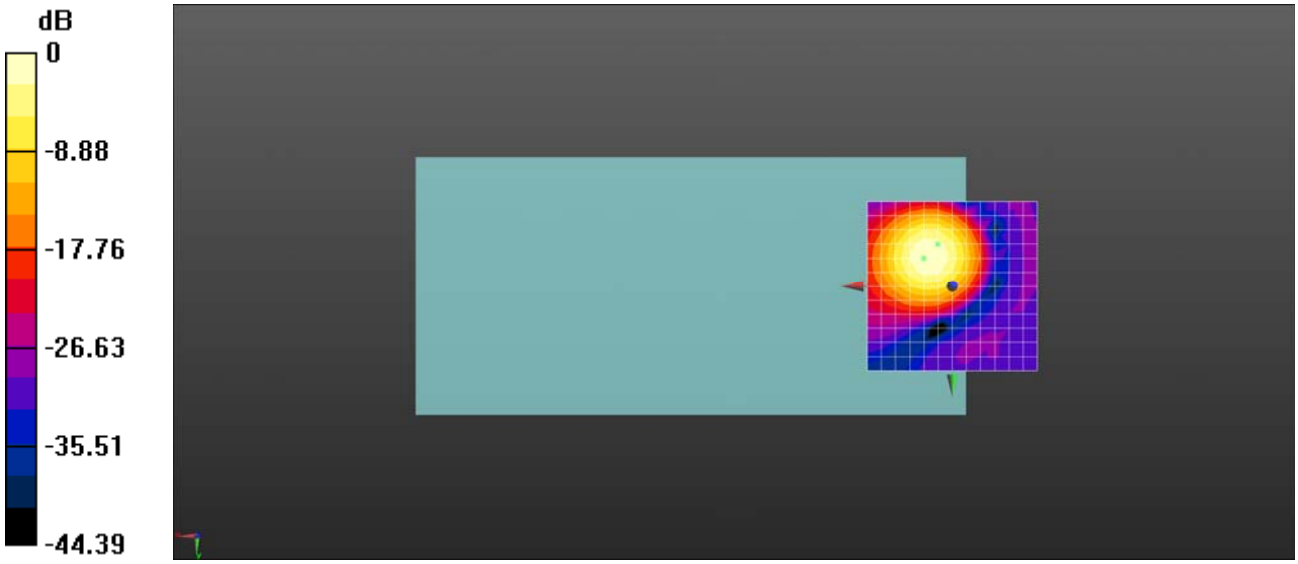

0 dB = 327.9 = 50.31 dB

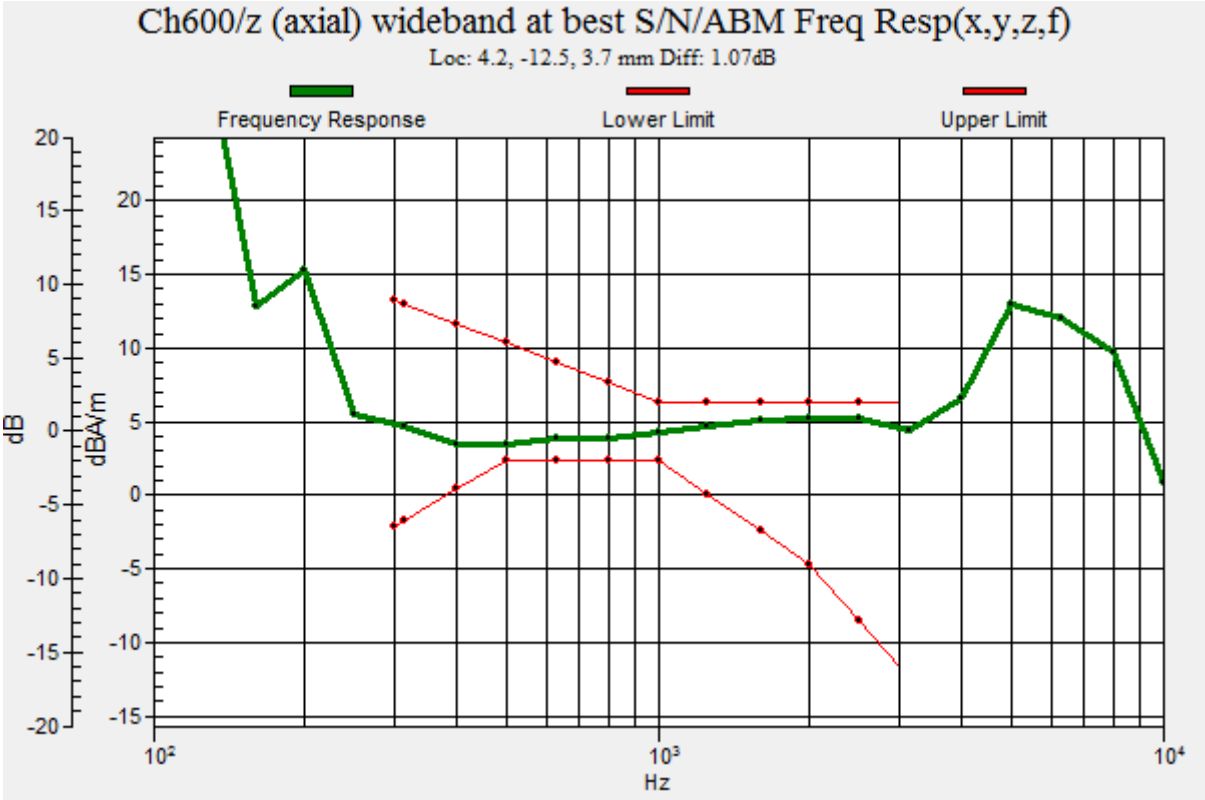
Ch600/z (axial) wideband at best S/N/ABM Freq Resp(x,y,z,f)
Loc: 4.2, -12.5, 3.7 mm Diff: 1.07dB
Frequency Response
Lower Limit
Upper Limit
dB
dBA/m
Hz

HAC_T-Coil_OTT VoIP_CDMA 2000_BC1_EVDO_Ch600_Y

Communication System: UID 10295 - AAB, CDMA2000, RC1, SO3, 1/8th Rate 25 fr.; Frequency: 1880 MHz;Duty Cycle: 1:17.7419
Medium: Air Medium parameters used: $\sigma = 0$ S/m, $\varepsilon_r = 1$; $\rho = 0$ kg/m^3
Ambient Temperature：23.2 ℃

DASY5 Configuration:
- Probe: AM1DV2 - 1048; ; Calibrated: 2022.02.22
- Sensor-Surface: 0mm (Fix Surface)
- Electronics: DAE4 Sn480; Calibrated: 2021.06.22
- Phantom: HAC Test Arch with AMCC; Type: SD HAC P01 BA;
- Measurement SW: DASY52, Version 52.8 (8); SEMCAD X Version 14.6.10 (7331)

Ch600/y (transversal) 4.2mm 50 x 50/ABM SNR(x,y,z) (13x13x1): Measurement grid: dx=10mm, dy=10mm
ABM1/ABM2 = 49.37 dB
ABM1 comp = 1.62 dBA/m
BWC Factor = 0.02 dB
Location: 4.2, -16.7, 3.7 mm



0 dB = 294.2 = 49.37 dB

HAC_T-Coil_VoIP_LTE Band 4_20MHz_QPSK_1RB_0offset_12.2Kbps_Ch20175_Z

Communication System: UID 10169 - CAB, LTE-FDD (SC-FDMA, 1 RB, 20 MHz, QPSK);
Frequency: 1732.5 MHz;Duty Cycle: 1:3.74111
Medium: Air Medium parameters used: $\sigma = 0$ S/m, $\varepsilon_r = 1$; $\rho = 0$ kg/m^3
Ambient Temperature：23.2 ℃

DASY5 Configuration:
- Probe: AM1DV2 - 1048; ; Calibrated: 2022.02.22
- Sensor-Surface: 0mm (Fix Surface)
- Electronics: DAE4 Sn480; Calibrated: 2021.06.22
- Phantom: HAC Test Arch with AMCC; Type: SD HAC P01 BA;
- Measurement SW: DASY52, Version 52.8 (8); SEMCAD X Version 14.6.10 (7331)

Ch20175/z (axial) 4.2mm 50 x 50/ABM SNR(x,y,z) (13x13x1): Measurement grid: dx=10mm, dy=10mm
ABM1/ABM2 = 28.29 dB
ABM1 comp = -1.96 dBA/m
BWC Factor = 0.02 dB
Location: 0, 0, 3.7 mm

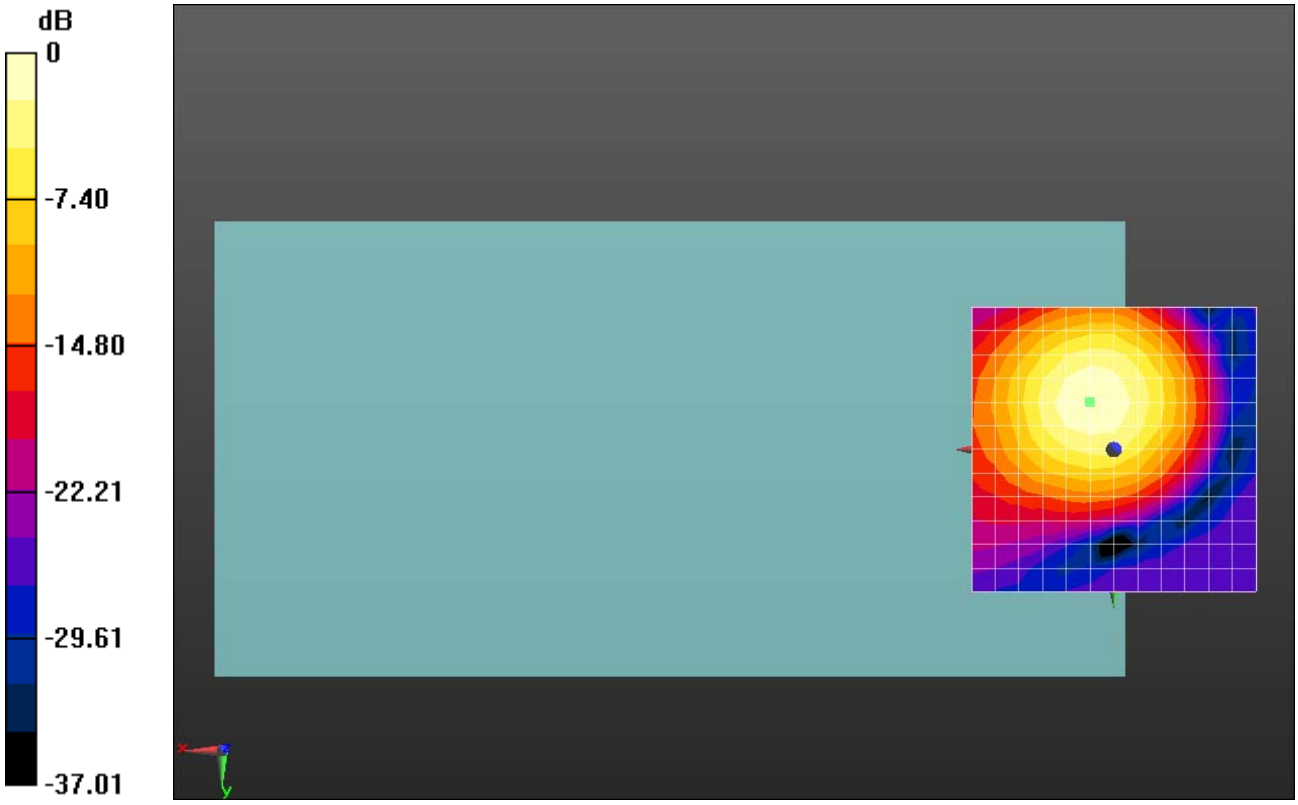

0 dB = 23.89 = 27.56 dB

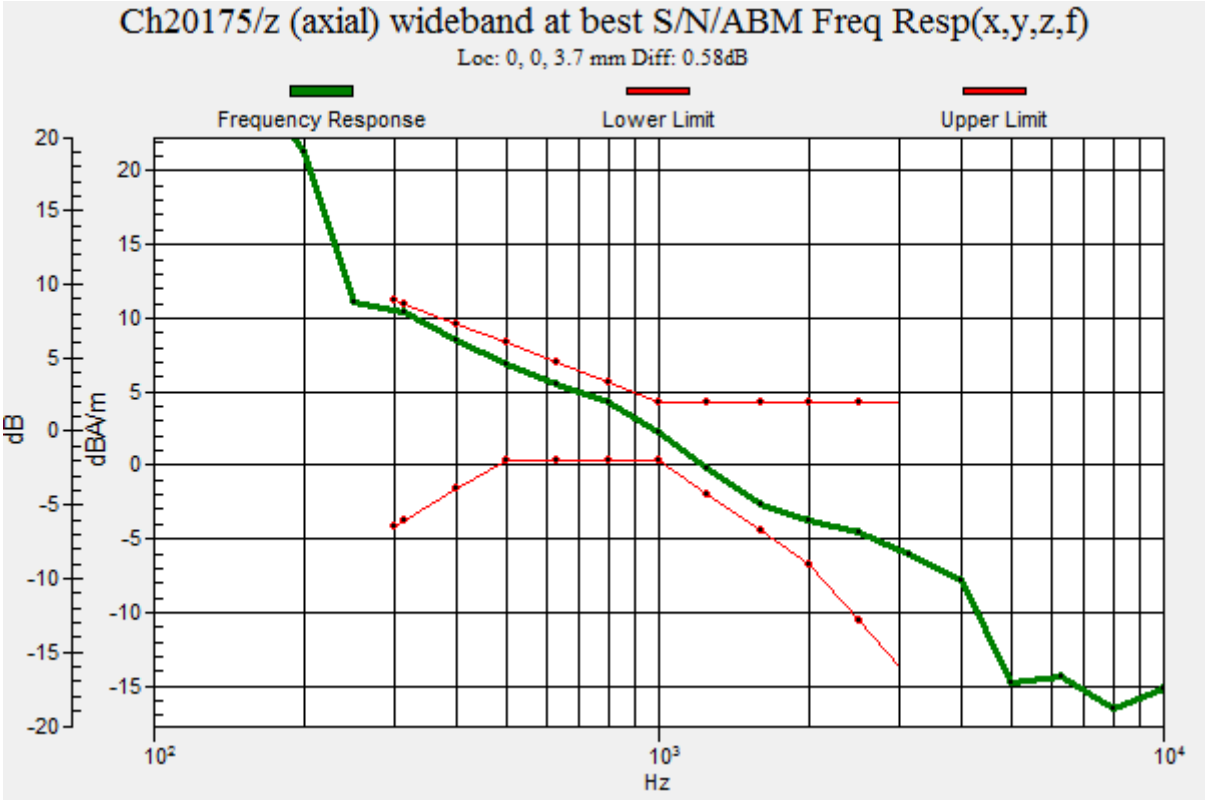
Ch20175/z (axial) wideband at best S/N/ABM Freq Resp(x,y,z,f)
Loc: 0, 0, 3.7 mm Diff: 0.58dB
Frequency Response
Lower Limit
Upper Limit
dB
dBA/m
Hz

HAC_T-Coil_VoIP_LTE Band 4_20MHz_QPSK_1RB_0offset_12.2Kbps_Ch20175_Y

Communication System: UID 10169 - CAB, LTE-FDD (SC-FDMA, 1 RB, 20 MHz, QPSK);
Frequency: 1732.5 MHz;Duty Cycle: 1:3.74111
Medium: Air Medium parameters used: $\sigma = 0$ S/m, $\varepsilon_r = 1$; $\rho = 0$ kg/m^3
Ambient Temperature：23.2 ℃

DASY5 Configuration:
- Probe: AM1DV2 - 1048; ; Calibrated: 2022.02.22
- Sensor-Surface: 0mm (Fix Surface)
- Electronics: DAE4 Sn480; Calibrated: 2021.06.22
- Phantom: HAC Test Arch with AMCC; Type: SD HAC P01 BA;
- Measurement SW: DASY52, Version 52.8 (8); SEMCAD X Version 14.6.10 (7331)

Ch20175/y (transversal) 4.2mm 50 x 50/ABM SNR(x,y,z) (13x13x1): Measurement grid: dx=10mm, dy=10mm
ABM1/ABM2 = 27.99 dB
ABM1 comp = -5.86 dBA/m
BWC Factor = 0.02 dB
Location: -4.2, 8.3, 3.7 mm



0 dB = 25.08 = 27.99 dB

HAC_T-Coil_VoIP_LTE Band 19_15MHz_QPSK_1RB_0offset_12.2Kbps_Ch24075_Z

Communication System: UID 10181 - CAB, LTE-FDD (SC-FDMA, 1 RB, 15 MHz, QPSK);
Frequency: 837.5 MHz;Duty Cycle: 1:3.7325
Medium: Air Medium parameters used: $\sigma = 0$ S/m, $\varepsilon_r = 1$; $\rho = 0$ kg/m^3
Ambient Temperature：23.2 ℃

DASY5 Configuration:
- Probe: AM1DV2 - 1048; ; Calibrated: 2022.02.22
- Sensor-Surface: 0mm (Fix Surface)
- Electronics: DAE4 Sn480; Calibrated: 2021.06.22
- Phantom: HAC Test Arch with AMCC; Type: SD HAC P01 BA;
- Measurement SW: DASY52, Version 52.8 (8); SEMCAD X Version 14.6.10 (7331)

Ch24075/z (axial) 4.2mm 50 x 50/ABM SNR(x,y,z) (13x13x1): Measurement grid: dx=10mm, dy=10mm
ABM1/ABM2 = 27.94 dB
ABM1 comp = -1.42 dBA/m
BWC Factor = 0.0098 dB
Location: -4.2, -8.3, 3.7 mm

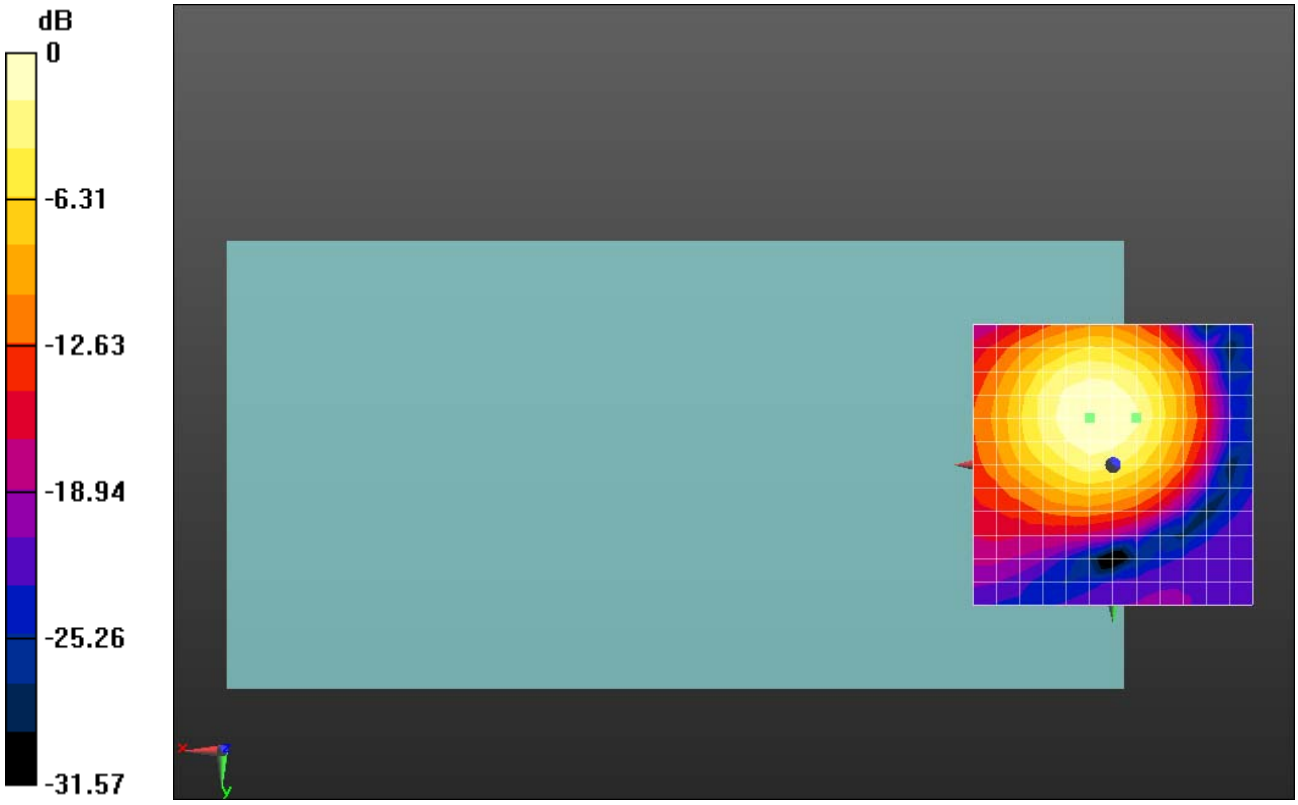

0 dB = 23.87 = 27.56 dB

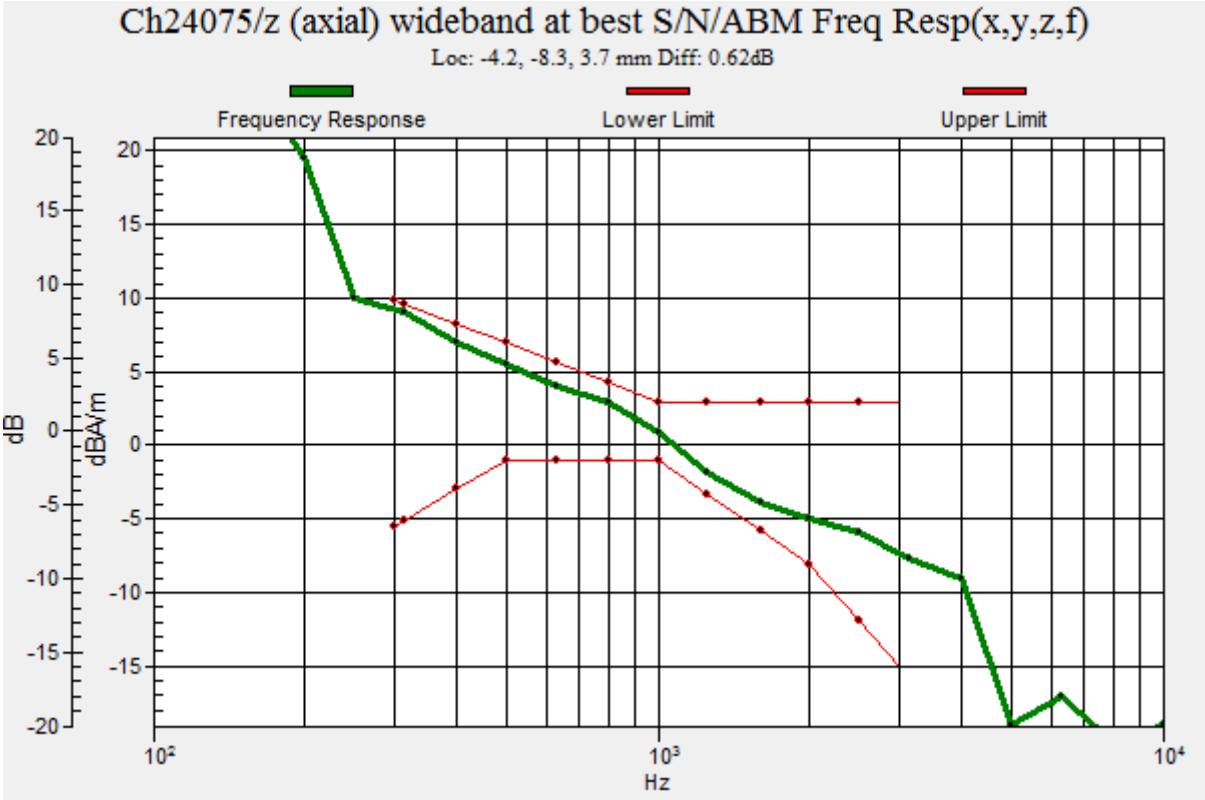
Ch24075/z (axial) wideband at best S/N/ABM Freq Resp(x,y,z,f)
Loc: -4.2, -8.3, 3.7 mm Diff: 0.62dB
Frequency Response
Lower Limit
Upper Limit
dB
dBA/m
20
15
10
5
0
-5
-10
-15
-20
10^2
10^3
10^4
Hz

HAC_T-Coil_VoIP_LTE Band 19_15MHz_QPSK_1RB_0offset_12.2Kbps_Ch24075_Y

Communication System: UID 10181 - CAB, LTE-FDD (SC-FDMA, 1 RB, 15 MHz, QPSK);
Frequency: 837.5 MHz;Duty Cycle: 1:3.7325
Medium: Air Medium parameters used: $\sigma = 0$ S/m, $\varepsilon_r = 1$; $\rho = 0$ kg/m^3
Ambient Temperature：23.2 ℃

DASY5 Configuration:
- Probe: AM1DV2 - 1048; ; Calibrated: 2022.02.22
- Sensor-Surface: 0mm (Fix Surface)
- Electronics: DAE4 Sn480; Calibrated: 2021.06.22
- Phantom: HAC Test Arch with AMCC; Type: SD HAC P01 BA;
- Measurement SW: DASY52, Version 52.8 (8); SEMCAD X Version 14.6.10 (7331)

Ch24075/y (transversal) 4.2mm 50 x 50/ABM SNR(x,y,z) (13x13x1): Measurement grid: dx=10mm, dy=10mm
ABM1/ABM2 = 27.96 dB
ABM1 comp = 3.69 dBA/m
BWC Factor = 0.02 dB
Location: 4.2, -20.8, 3.7 mm



0 dB = 25.01 = 27.96 dB

HAC_T-Coil_VoIP_LTE Band 40A_10MHz_QPSK_1RB_0offset_12.2Kbps_Ch38750_Z

Communication System: UID 10237 - CAB, LTE-TDD (SC-FDMA, 1 RB, 10 MHz, QPSK);
Frequency: 2310 MHz;Duty Cycle: 1:8.33681
Medium: Air Medium parameters used: $\sigma = 0$ S/m, $\varepsilon_r = 1$; $\rho = 0$ kg/m^3
Ambient Temperature：23.2 ℃

DASY5 Configuration:
- Probe: AM1DV2 - 1048; ; Calibrated: 2022.02.22
- Sensor-Surface: 0mm (Fix Surface)
- Electronics: DAE4 Sn480; Calibrated: 2021.06.22
- Phantom: HAC Test Arch with AMCC; Type: SD HAC P01 BA;
- Measurement SW: DASY52, Version 52.8 (8); SEMCAD X Version 14.6.10 (7331)

Ch38750/z (axial) 4.2mm 50 x 50/ABM SNR(x,y,z) (13x13x1): Measurement grid: dx=10mm, dy=10mm
ABM1/ABM2 = 27.59 dB
ABM1 comp = -3.71 dBA/m
BWC Factor = 0.01 dB
Location: 0, -4.2, 3.7 mm

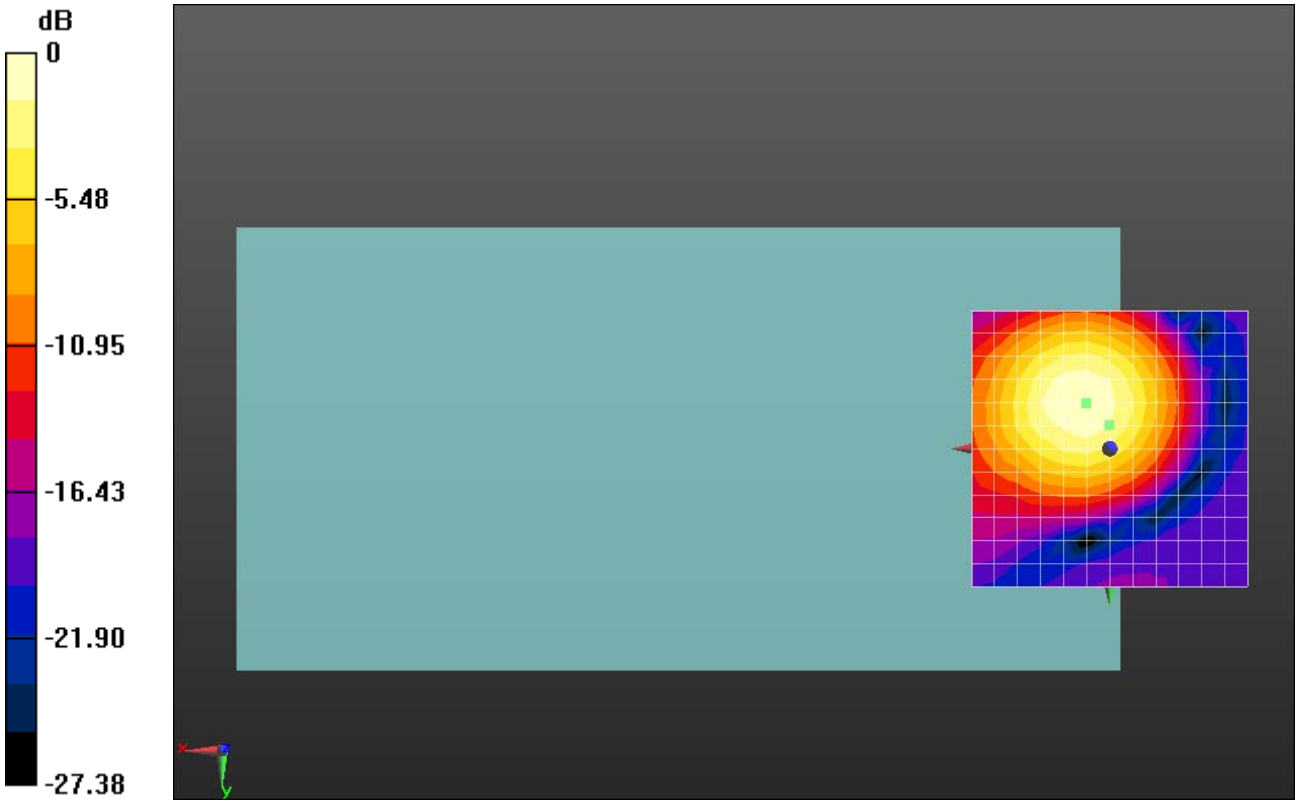

0 dB = 14.10 = 22.98 dB

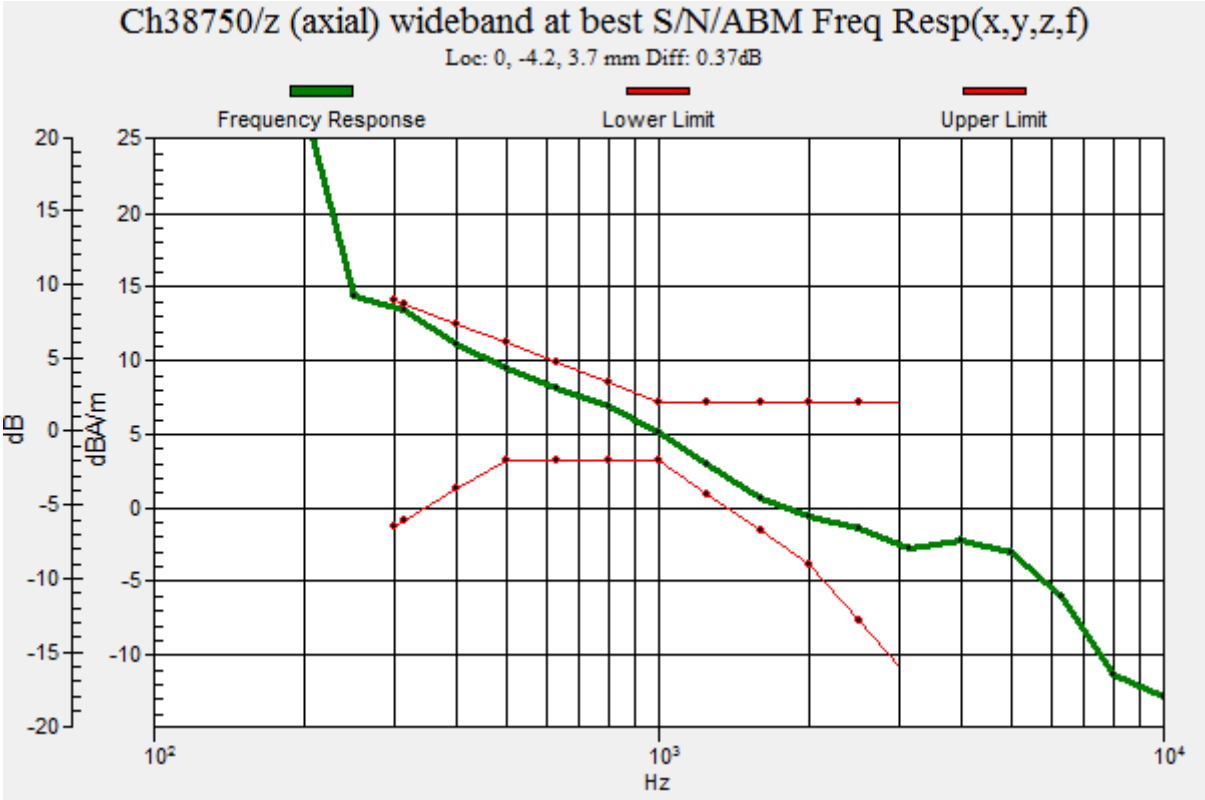
Ch38750/z (axial) wideband at best S/N/ABM Freq Resp(x,y,z,f)
Loc: 0, -4.2, 3.7 mm Diff: 0.37dB
Frequency Response
Lower Limit
Upper Limit
dB
dBA/m
Hz

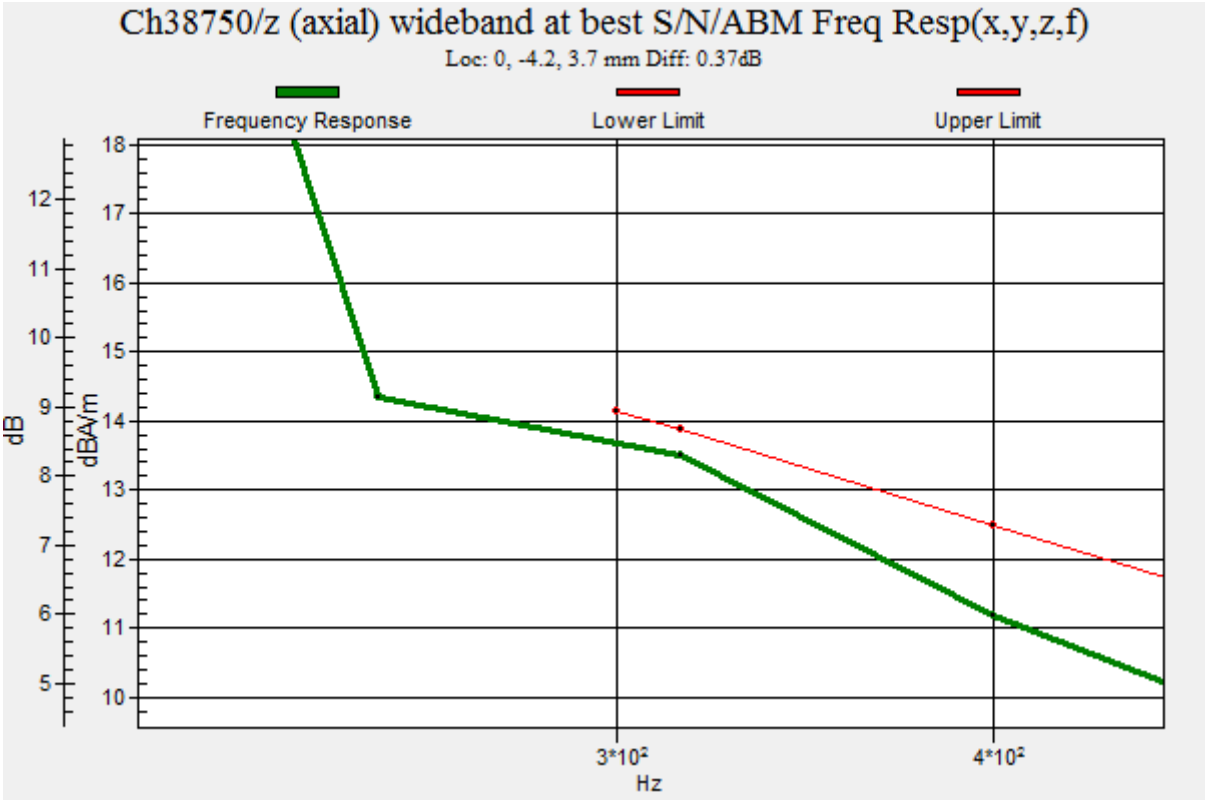
Ch38750/z (axial) wideband at best S/N/ABM Freq Resp(x,y,z,f)
Loc: 0, -4.2, 3.7 mm Diff: 0.37dB
Frequency Response
Lower Limit
Upper Limit
dB
dBA/m
Hz

HAC_T-Coil_VoIP_LTE Band 40A_10MHz_QPSK_1RB_0offset_12.2Kbps_Ch38750_Y

Communication System: UID 10237 - CAB, LTE-TDD (SC-FDMA, 1 RB, 10 MHz, QPSK);
Frequency: 2310 MHz;Duty Cycle: 1:8.33681
Medium: Air Medium parameters used: $\sigma = 0$ S/m, $\varepsilon_r = 1$; $\rho = 0$ kg/m^3
Ambient Temperature：23.2 ℃

DASY5 Configuration:
- Probe: AM1DV2 - 1048; ; Calibrated: 2022.02.22
- Sensor-Surface: 0mm (Fix Surface)
- Electronics: DAE4 Sn480; Calibrated: 2021.06.22
- Phantom: HAC Test Arch with AMCC; Type: SD HAC P01 BA;
- Measurement SW: DASY52, Version 52.8 (8); SEMCAD X Version 14.6.10 (7331)

Ch38750/y (transversal) 4.2mm 50 x 50/ABM SNR(x,y,z) (13x13x1): Measurement grid: dx=10mm, dy=10mm
ABM1/ABM2 = 27.85 dB
ABM1 comp = -2.63 dBA/m
BWC Factor = 0.01 dB
Location: -4.2, 4.2, 3.7 mm



0 dB = 24.68 = 27.85 dB

HAC_T-Coil_VoIP_VoWiFi 5.8GHz_802.11ax-HEW80 RU242_AMR 4.75Kbps_Ch155_Z

Communication System: UID 10402 - AAA, IEEE 802.11ac WiFi (80MHz, 64-QAM, 99pc duty cycle); Frequency: 5775 MHz;Duty Cycle: 1:7.12853
Medium: Air Medium parameters used: $\sigma = 0$ S/m, $\varepsilon_r = 1$; $\rho = 0$ kg/m^3
Ambient Temperature：23.2 ℃

DASY5 Configuration:
- Probe: AM1DV2 - 1048; ; Calibrated: 2022.02.22
- Sensor-Surface: 0mm (Fix Surface)
- Electronics: DAE4 Sn480; Calibrated: 2021.06.22
- Phantom: HAC Test Arch with AMCC; Type: SD HAC P01 BA;
- Measurement SW: DASY52, Version 52.8 (8); SEMCAD X Version 14.6.10 (7331)

Ch155/z (axial) 4.2mm 50 x 50/ABM SNR(x,y,z) (13x13x1): Measurement grid: dx=10mm, dy=10mm
ABM1/ABM2 = 55.23 dB
ABM1 comp = 8.70 dBA/m
BWC Factor = 0.02 dB
Location: 4.2, -12.5, 3.7 mm

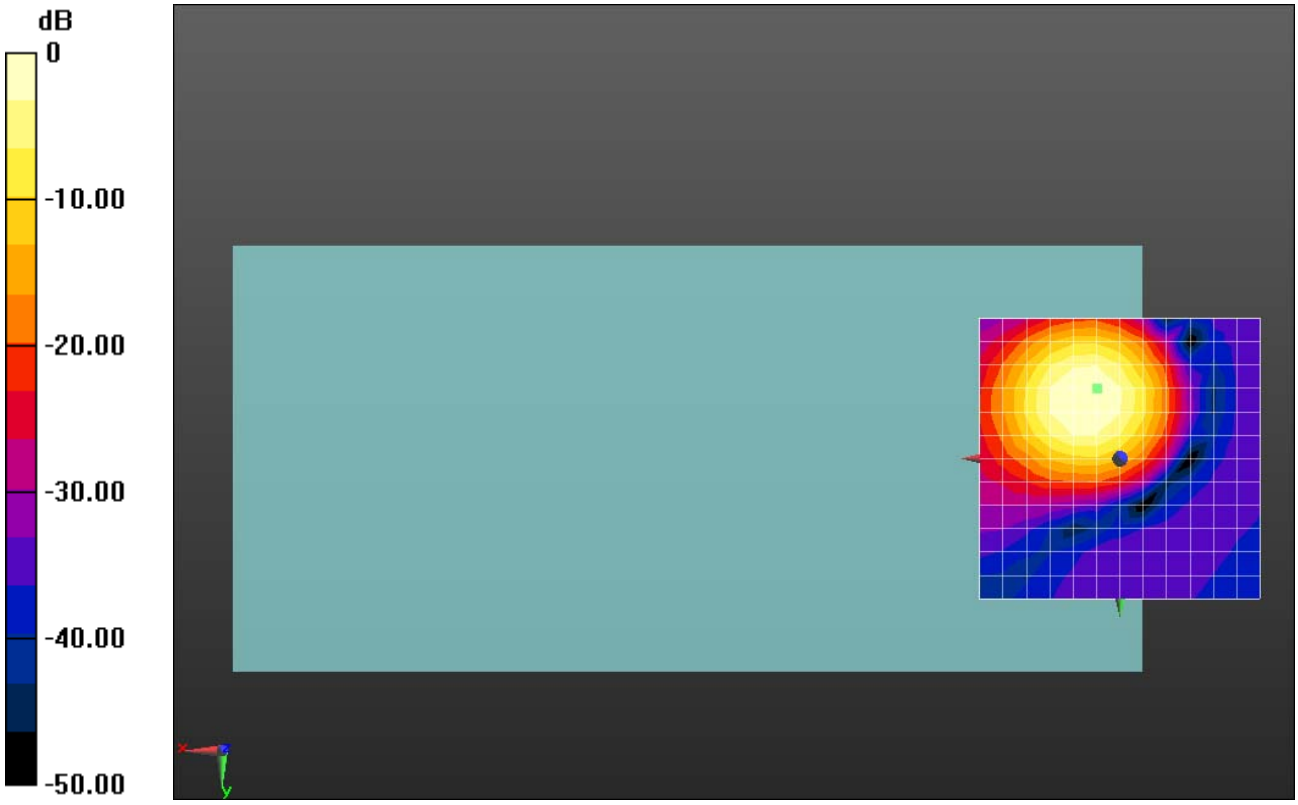

0 dB = 577.3 = 55.23 dB

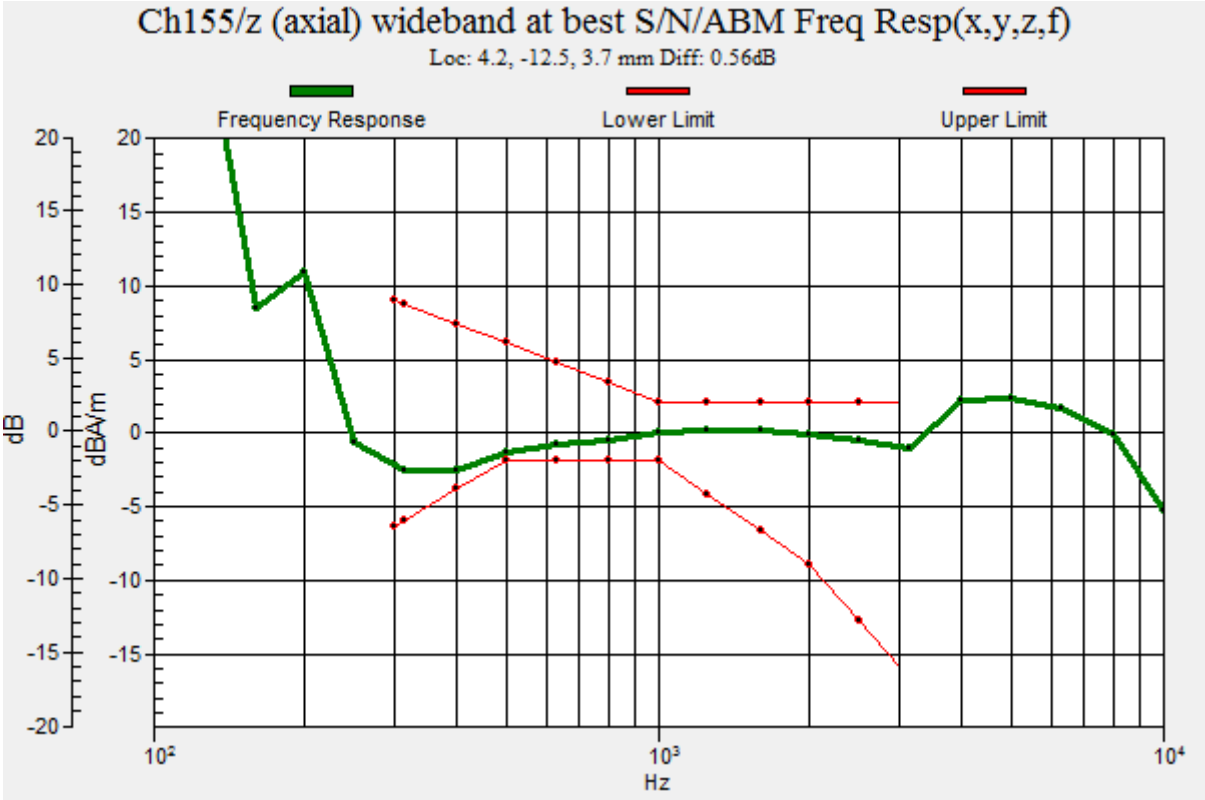
Ch155/z (axial) wideband at best S/N/ABM Freq Resp(x,y,z,f)
Loc: 4.2, -12.5, 3.7 mm Diff: 0.56dB
Frequency Response
Lower Limit
Upper Limit
dB
dBA/m
Hz

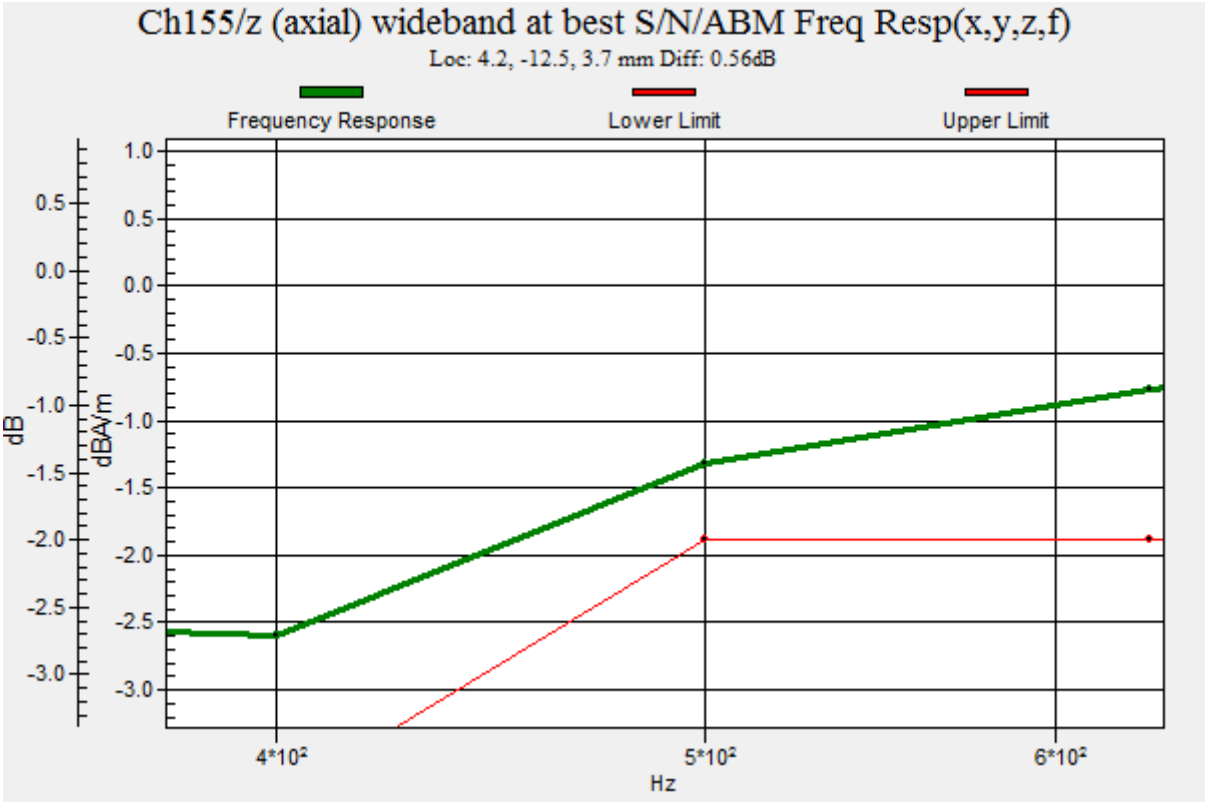
Ch155/z (axial) wideband at best S/N/ABM Freq Resp(x,y,z,f)
Loc: 4.2, -12.5, 3.7 mm Diff: 0.56dB
Frequency Response
Lower Limit
Upper Limit
dB
dBA/m
Hz

HAC_T-Coil_VoIP_VoWiFi 5.8GHz_802.11ax-HEW80 RU242_AMR 4.75Kbps_Ch155_Y

Communication System: UID 10402 - AAA, IEEE 802.11ax WiFi (80MHz, 64-QAM, 99pc duty cycle); Frequency: 5775 MHz;Duty Cycle: 1:7.12853
Medium: Air Medium parameters used: $\sigma = 0$ S/m, $\varepsilon_r = 1$; $\rho = 0$ kg/m^3
Ambient Temperature：23.2 ℃

DASY5 Configuration:
- Probe: AM1DV2 - 1048; ; Calibrated: 2022.02.22
- Sensor-Surface: 0mm (Fix Surface)
- Electronics: DAE4 Sn480; Calibrated: 2021.06.22
- Phantom: HAC Test Arch with AMCC; Type: SD HAC P01 BA;
- Measurement SW: DASY52, Version 52.8 (8); SEMCAD X Version 14.6.10 (7331)

Ch155/y (transversal) 4.2mm 50 x 50/ABM SNR(x,y,z) (13x13x1): Measurement grid: dx=10mm, dy=10mm
ABM1/ABM2 = 48.20 dB
ABM1 comp = -0.21 dBA/m
BWC Factor = 0.02 dB
Location: 0, 0, 3.7 mm

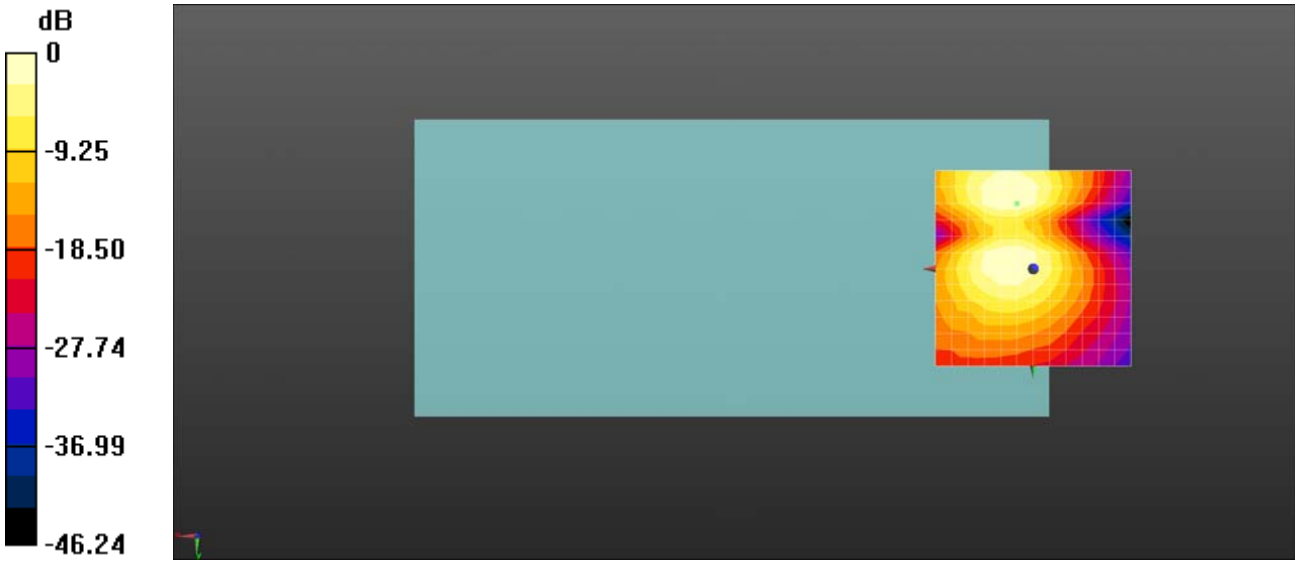

0 dB = 257.0 = 48.20 dB