TEST REPORT

APPLICANT	:	Nubia Technology Co., Ltd.
PRODUCT NAME	:	5G Mobile Phone
MODEL NAME	:	NX709J
BRAND NAME	:	REDMAGIC
FCC ID	:	2AHJO-NX709J
STANDARD(S)	:	47 CFR Part 15 Subpart B
RECEIPT DATE	:	2022-01-25
TEST DATE	:	2022-02-14 to 2022-02-15
ISSUE DATE	:	2022-03-30

Edited by: Yu Xiaolin

Yu Xiaolin(Rapporteur)

Approved by: Xiao Xiong

Xiao Xiong(Supervisor)

NOTE: This document is issued by Shenzhen Morlab Communications Technology Co., Ltd., the test report shall not be reproduced except in full without prior written permission of the company. The test results apply only to the particular sample(s) tested and to the specific tests carried out which is available on request for validation and information confirmed at our website.

DIRECTORY

1. Technical Information 3
1.1. Applicant and Manufacturer Information 3
1.2. Equipment Under Test (EUT) Description 3
2. Test Results 6
2.1. Applied Reference Documents 6
2.2. EUT Setup and Operating Conditions 7
3. 47 CFR Part 15B Requirements 10
3.1. Conducted Emission 10
3.2. Radiated Emission 14
Annex A Test Uncertainty 21
Annex B Testing Laboratory Information 22

Change History		
Version	Date	Reason for change
1.0	2022-03-30	First edition

1. Technical Information

Note: Provide by applicant.

1.1. Applicant and Manufacturer Information

Applicant:	Nubia Technology Co., Ltd.
Applicant Address:	Room 1801, Building 2, Chongwen Park, Nanshan Zhiyuan, No.3370, Liuxian Rd, Nanshan District, Shenzhen City, Guangdong Province, P. R. China
Manufacturer:	Nubia Technology Co., Ltd.
Manufacturer Address:	Room 1801, Building 2, Chongwen Park, Nanshan Zhiyuan, No.3370, Liuxian Rd, Nanshan District, Shenzhen City, Guangdong Province, P. R. China

1.2. Equipment Under Test (EUT) Description

ProductName:	5G Mobile Phone
EUT No.:	8#
Hardware Version:	NX709J_V1AMB
Software Version:	NX709J_UNCommon_V4.01
Tx Frequency:	GSM850: 824 MHz ~ 849 MHz GSM1900: 1850 MHz ~ 1910 MHz CDMA2000 BC 0: 824 MHz ~ 849 MHz CDMA2000 BC 1: 1850 MHz ~ 1910 MHz WCDMA Band II: 1850 MHz ~ 1910 MHz WCDMA Band IV: 1710 MHz ~ 1755 MHz WCDMA Band V: 824 MHz ~ 849 MHz LTE Band 2: 1850 MHz ~ 1910 MHz LTE Band 4: 1710 MHz ~ 1755 MHz LTE Band 5: 824 MHz ~ 849 MHz LTE Band 7: 2500 MHz ~ 2570 MHz LTE Band 12: 699 MHz ~ 716 MHz LTE Band 17: 704 MHz ~ 716 MHz LTE Band 18: 815 MHz ~ 830 MHz LTE Band 19: 830 MHz ~ 845 MHz LTE Band 26: 814 MHz ~ 849 MHz LTE Band 38: 2570 MHz ~ 2620 MHz LTE Band 40: 2300 MHz ~2400 MHz LTE Band 41: 2496 MHz ~ 2690 MHz

	LTE Band 66: 1710 MHz ~ 1780 MHz 5G NR n41: 2496 MHz ~ 2690 MHz 5G NR n77: 3300 MHz ~ 4200 MHz Bluetooth: 2402 MHz ~ 2480 MHz 802.11b/g/n/ax: 2412 MHz ~ 2462 MHz 802.11a/ac/n/ax: 5150 MHz ~ 5250 MHz; 5250 MHz ~ 5350 MHz; 5470 MHz ~ 5725 MHz; 5745 MHz ~ 5825 MHz NFC: 13.56 MHz
Rx Frequency:	GSM850: 869 MHz ~ 894 MHz GSM1900: 1930 MHz ~ 1990 MHz CDMA2000 BC 0: 869 MHz ~ 894 MHz CDMA2000 BC 1: 1930 MHz ~ 1990 MHz WCDMA Band II: 1930 MHz ~ 1990 MHz WCDMA Band IV: 2110 MHz ~ 2155 MHz WCDMA Band V: 869 MHz ~ 894 MHz LTE Band 2: 1930 MHz ~ 1990 MHz LTE Band 4: 2110 MHz ~ 2155 MHz LTE Band 5: 869 MHz ~ 894 MHz LTE Band 7: 2620 MHz ~ 2690 MHz LTE Band 12: 729 MHz ~ 746 MHz LTE Band 17: 734 MHz ~ 746 MHz LTE Band 18: 860 MHz ~ 875 MHz LTE Band 19: 875 MHz ~ 890 MHz LTE Band 26: 859 MHz ~894 MHz LTE Band 38: 2570 MHz ~ 2620 MHz LTE Band 40: 2300 MHz ~ 2400 MHz LTE Band 41: 2496 MHz ~ 2690 MHz LTE Band 66: 2110 MHz ~ 2200 MHz 5G NR n41: 2496 MHz ~ 2690 MHz 5G NR n77: 3300 MHz ~ 4200 MHz Bluetooth: 2402 MHz ~ 2480 MHz 802.11b/g/n/ax: 2412 MHz ~ 2462 MHz 802.11a/ac/n/ax: 5180 MHz ~ 5240 MHz; 5260 MHz ~ 5320 MHz; 5500 MHz ~ 5700 MHz; 5745 MHz ~ 5825 MHz GPS/GLNASS/BDS/Galileo: 1559 MHz ~ 1610 MHz NFC:13.56MHz
Ancillary Equipment:	**Battery**

Brand Name:	nubia
Model No.:	Li3923T89P8h636590
Serial No.:	(N/A, marked #1 by test site)
Capacity:	2380mAh

	Rated Voltage:	7.78V
	Charge Limit:	8.96V
	Manufacturer:	Dongguan Amperex Technology Limited
	AC Adapter	
	Brand Name:	nubia
	Model No.:	STC-A59152050AC-Z
	Serial No.:	(N/A, marked #1 by test site)
	Rated Input:	100-240V~50/60Hz,1.5A
	Rated Output:	5.0V⎓3.0A,9.0V⎓3.0A,15.0V⎓3.0A,20.0V⎓3.25 APPS:5.0V-11.0V⎓5.0A,5.0V-20.0V⎓3.25A
	Manufacturer:	ShenZhen KunXing Technology Co.,Ltd.
	USB Cable	
	Model:	N52111200016D
	Manufacturer:	N/A

Note:

1. For a more detailed description, please refer to specification or user's manual supplied by the applicant and/or manufacturer.

2. Test Results

2.1. Applied Reference Documents

The objective of the report is to perform testing according to 47 CFR Part 15 Subpart B:

No.	Identity	Document Title
1	47 CFR Part 15	Radio Frequency Devices

Test detailed items/section required by FCC rules and results are as below:

No.	Section	Description	Test Date	Test Engineer	Result	Method determination Remark
1	15.107	Conducted Emission	2022.02.15	Gao Jianrou	PASS	No deviation
2	15.109	Radiated Emission	2022.02.14	Zhang Bangyi	PASS	No deviation

Note 1: The tests were performed according to the method of measurements prescribed in ANSI C63.4-2014.

Note 2: Additions to, deviation, or exclusions from the method shall be judged in the “method determination" column of add, deviate or exclude from the specific method shall be explained in the "Remark" of the above table.

Note 3: When the test result is a critical value,we will use the measurement uncertainty give the judgment result based on the 95% confidence intervals.

2.2. EUT Setup and Operating Conditions

Note: All of the following test modes are tested in all the test items.

Test Modes	
Mode 1 :	GSM850 Link + Bluetooth Idle + 5G WLAN Idle + Battery + Earphone + USB Cable (Charging from Adapter) + Adapter + SIM Card
Mode 2 :	GSM 850 Link + Bluetooth Link + 5G WLAN Link + Battery + USB Cable(Charging from Adapter) + Earphone + Adapter + SIM Card
Mode3 :	GSM 1900 Link + Bluetooth Idle + 2.4G WLAN Idle + Battery + Earphone + USB Cable (Charging from Adapter) + Adapter + SIM Card
Mode 4 :	GSM 1900 Link + Bluetooth Link + 2.4G WLAN Link + Battery + USB Cable(Charging from Adapter) + Earphone + Adapter + SIM Card
Mode 5 :	CDMA 2000 BC 0 Idle + Bluetooth Idle + 5G WLAN Idle + Battery + USB Cable(Charging from Adapter) + Earphone + Adapter + SIM Card
Mode 6 :	CDMA 2000 BC 1Idle + Bluetooth Idle + 2.4G WLAN Idle + Battery + USB Cable(Charging from Adapter) + Earphone + Adapter + SIM Card
Mode 7 :	WCDMA Band II Link + Bluetooth Idle + 5G WLAN Idle + Battery + Earphone + USB Cable (Charging from Adapter) + Adapter + SIM Card
Mode 8 :	WCDMA Band II Link + Bluetooth Link + 5G WLAN Link + Battery + USB Cable(Charging from Adapter) + Earphone + Adapter + SIM Card
Mode 9 :	WCDMA Band IVLink + Bluetooth Idle + 2.4G WLAN Idle + Battery + Earphone + USB Cable (Charging from Adapter) + Adapter + SIM Card
Mode 10 :	WCDMA Band IVLink + Bluetooth Link + 2.4G WLAN Link + Battery + USB Cable(Charging from Adapter) + Earphone + Adapter + SIM Card
Mode 11 :	WCDMA Band V Link + Bluetooth Idle + 2.4G WLAN Idle + Battery + Earphone + USB Cable (Charging from Adapter) + Adapter + SIM Card
Mode 12 :	WCDMA Band V Link + Bluetooth Link + 2.4G WLAN Link + Battery + USB Cable(Charging from Adapter) + Earphone + Adapter + SIM Card
Mode 13 :	LTE Band 2Link + Bluetooth Idle + 5G WLAN Idle + Battery + Earphone + USB Cable (Charging from Adapter) + Adapter + SIM Card
Mode 14 :	LTE Band 1Link + Bluetooth Link + 5G WLAN Link + Battery + USB Cable(Charging from Adapter) + Earphone + Adapter + SIM Card
Mode 15 :	LTE Band 4 Link + Bluetooth Idle + 2.4G WLAN Idle + Battery + Earphone + USB Cable (Charging from Adapter) + Adapter + SIM Card
Mode 16 :	LTE Band 4 Link + Bluetooth Link + 2.4G WLAN Link + Battery + USB Cable(Charging from Adapter) + Earphone + Adapter + SIM Card
Mode 17 :	LTE Band 5 Link + Bluetooth Idle + 5G WLAN Idle + Battery + Earphone + USB Cable (Charging from Adapter) + Adapter + SIM Card

Mode 18 :	LTE Band 5 Link + Bluetooth Link + 5G WLAN Link + Battery + USB Cable(Charging from Adapter) + Earphone + Adapter + SIM Card
Mode 19 :	LTE Band 7 Link + Bluetooth Idle + 2.4G WLAN Idle + Battery + Earphone + USB Cable (Charging from Adapter) + Adapter + SIM Card
Mode 20 :	LTE Band 7 Link + Bluetooth Link + 2.4G WLAN Link + Battery + USB Cable(Charging from Adapter) + Earphone + Adapter + SIM Card
Mode 21 :	LTE Band 12 Link + Bluetooth Idle + 5G WLAN Idle + Battery + Earphone + USB Cable (Charging from Adapter) + Adapter + SIM Card
Mode 22 :	LTE Band 12 Link + Bluetooth Link + 5G WLAN Link + Battery + USB Cable(Charging from Adapter) + Earphone + Adapter + SIM Card
Mode 23 :	LTE Band 17 Link + Bluetooth Idle + 2.4G WLAN Idle + Battery + Earphone + USB Cable (Charging from Adapter) + Adapter + SIM Card
Mode 24 :	LTE Band 17 Link + Bluetooth Link + 2.4G WLAN Link + Battery + USB Cable(Charging from Adapter) + Earphone + Adapter + SIM Card
Mode 25 :	LTE Band 18 Link + Bluetooth Idle + 5G WLAN Idle + Battery + Earphone + USB Cable (Charging from Adapter) + Adapter + SIM Card
Mode 26 :	LTE Band 18 Link + Bluetooth Link + 5G WLAN Link + Battery + USB Cable(Charging from Adapter) + Earphone + Adapter + SIM Card
Mode 27 :	LTE Band 19 Link + Bluetooth Idle + 2.4G WLAN Idle + Battery + Earphone + USB Cable (Charging from Adapter) + Adapter + SIM Card
Mode 28 :	LTE Band 19 Link + Bluetooth Link + 2.4G WLAN Link + Battery + USB Cable(Charging from Adapter) + Earphone + Adapter + SIM Card
Mode 29 :	LTE Band 26 Link + Bluetooth Idle + 5G WLAN Idle + Battery + Earphone + USB Cable (Charging from Adapter) + Adapter + SIM Card
Mode 30 :	LTE Band 26 Link + Bluetooth Link + 5G WLAN Link + Battery + USB Cable(Charging from Adapter) + Earphone + Adapter + SIM Card
Mode 31 :	LTE Band 38 Link + Bluetooth Idle + 2.4G WLAN Idle + Battery + Earphone + USB Cable (Charging from Adapter) + Adapter + SIM Card
Mode 32 :	LTE Band 38 Link + Bluetooth Link + 2.4G WLAN Link + Battery + USB Cable(Charging from Adapter) + Earphone + Adapter + SIM Card
Mode 33 :	LTE Band 40 Link + Bluetooth Idle + 5G WLAN Idle + Battery + Earphone + USB Cable (Charging from Adapter) + Adapter + SIM Card
Mode 34 :	LTE Band 40 Link + Bluetooth Link + 5G WLAN Link + Battery + USB Cable(Charging from Adapter) + Earphone + Adapter + SIM Card
Mode 35 :	LTE Band 41 Link + Bluetooth Idle + 2.4G WLAN Idle + Battery + Earphone + USB Cable (Charging from Adapter) + Adapter + SIM Card
Mode 36 :	LTE Band 41 Link + Bluetooth Link + 2.4G WLAN Link + Battery + USB Cable(Charging from Adapter) + Earphone + Adapter + SIM Card

Mode 37 :	LTE Band 66 Link + Bluetooth Idle + 5G WLAN Idle + Battery + Earphone + USB Cable (Charging from Adapter) + Adapter + SIM Card
Mode 38 :	LTE Band 66 Link + Bluetooth Link + 5G WLAN Link + Battery + USB Cable(Charging from Adapter) + Earphone + Adapter + SIM Card
Mode 39 :	LTE Band Idle + Bluetooth Idle + 2.4G WLAN Idle + GPS Rx + Battery + USB Cable(Charging from Adapter) + Earphone + Adapter + SIM Card
Mode 40 :	GSM Band Idle + Bluetooth Idle + 5G WLAN Idle + GLONASS Rx + Battery + USB Cable(Charging from Adapter) + Earphone + Adapter + SIM Card
Mode 41 :	WCDMA Band Idle + Bluetooth Idle + 2.4G WLAN Idle + BDS Rx + Battery + USB Cable(Charging from Adapter) + Earphone + Adapter + SIM Card
Mode 42 :	NSA_2A_n41A Link + Bluetooth Idle + 5G WLAN Idle + Battery + USB Cable(Charging from Adapter) + Earphone + Adapter + SIM Card
Mode 43 :	SA_n41 Link + Bluetooth Link + 5G WLAN Link + Battery + USB Cable(Charging from Adapter) + Earphone + Adapter + SIM Card
Mode 44 :	NSA_66A_n41A Link + Bluetooth Idle + 5G WLAN Idle + Battery + USB Cable(Charging from Adapter) + Earphone + Adapter + SIM Card
Mode 45 :	SA_n77 Link + Bluetooth Link + 5G WLAN Link + Battery + USB Cable(Charging from Adapter) + Earphone + Adapter + SIM Card
Mode 46 :	**LTE Band 2 Idle + Bluetooth link + 2.4G WLAN link + Camera + Battery + USB Cable(Charging from Adapter) + Earphone + Adapter + SIM Card**
Mode 47 :	LTE Band 4 Idle + Bluetooth Idle + NFC + Battery + USB Cable(Charging from Adapter) + Earphone + Adapter + SIM Card
Mode 48 :	LTE Band 5 Idle + Bluetooth link + 2.4G WLAN link+ PC(data transfer) + Battery + Earphone + USB Cable + SIM Card + PC Adapter
Mode 49 :	WCDMA BandII Idle + Bluetooth Idle + 5G WLAN Link+ Battery + USB Cable(Charging from Adapter) + Earphone + Adapter + SIM Card
Remark: The above test mode in boldface (Mode 46) was the worst case of conducted emission test, only the test data of these modes were reported. The above test mode in boldface (Mode 46) was the worst case of radiated emission test, only the test data of these modes were reported.	

During the measurement, the environmental conditions were within the listed ranges:

Temperature (°C):	15 - 35
Relative Humidity (%):	30 - 60
Atmospheric Pressure (kPa):	86 - 106

3. 47 CFR Part 15B Requirements

3.1. Conducted Emission

3.1.1. Requirement

According to FCC section 15.107, the radio frequency voltage that is conducted back onto the AC power line on any frequency within the band 150kHz to 30MHz shall not exceed the limits in the following table, as measured using a 50μH/50Ω line impedance stabilization network (LISN).

Frequency range (MHz)	Conducted Limit (dBμV)	
	Quasi-peak	Average
0.15 - 0.50	66 to 56	56 to 46
0.50 - 5	56	46
5 - 30	60	50

NOTE:

a) The limit subjects to the Class B digital device.

b) The lower limit shall apply at the band edges.

c) The limit decreases linearly with the logarithm of the frequency in the range 0.15 - 0.50MHz.

3.1.2. Test Setup

Please refer to Annex A for the photographs of the Test Configuration.

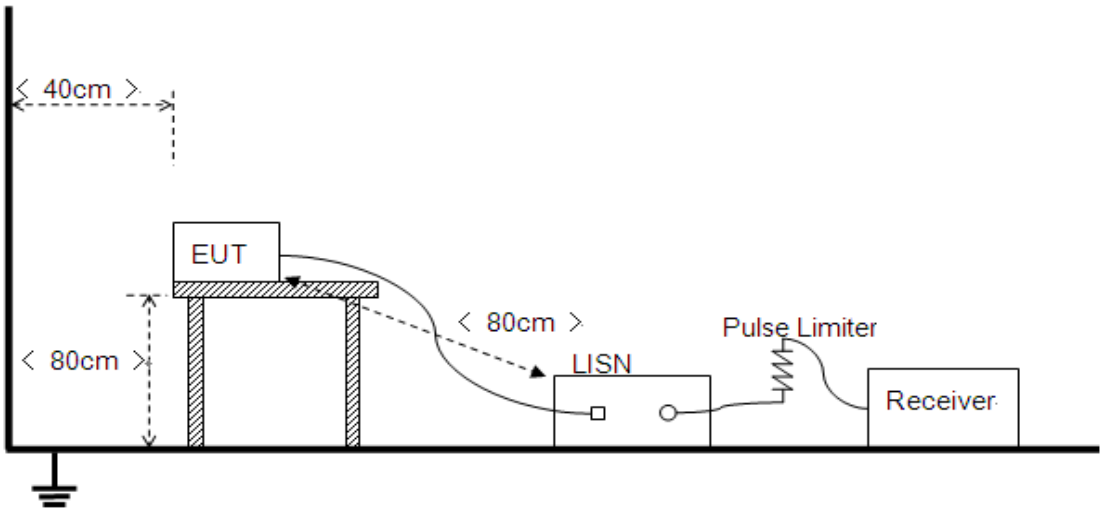

The EUT is placed on a 0.8m high insulating table, which stands on the grounded conducting floor, and keeps 0.4m away from the grounded conducting wall. The EUT is connected to the power mains through a LISN which provides 50Ω/50μH of coupling impedance for the measuring instrument. A Pulse Limiter is used to protect the measuring instrument. The factors of the whole test system are calibrated to correct the reading.

The power strip or extension cord has been investigated to make sure that the LISN integrity inma intained with respect to the impedance characteristics as prescribed in ANSI C63.4-2014 at Clause 4.3.

3.1.3. Test Result

RBW=9 kHz, VBW=30 kHz. The maximum conducted interference is searched using Peak (PK), Quasi-peak (QP) and Average (AV) detectors; the emission levels more than the AV and QP limits, and that have narrow margins from the AV and QP limits will be re-measured with AV and QP detectors.Tests for both L phase and N phase lines of the power mains connected to the EUT are performed. All test modes are considered, refer to recorded points and plots below.

A. Test Plot and Suspicious Points:

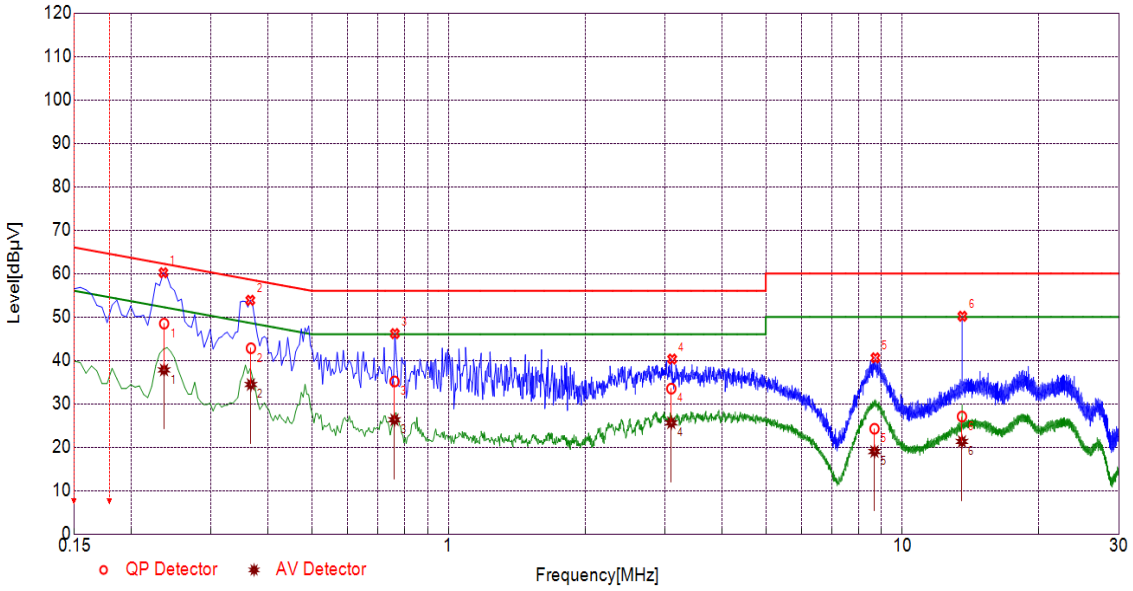

(Plot A:L Phase)

NO.	Fre. (MHz)	Emission Level (dBµV)		Limit (dBµV)		Power-line	Verdict
		Quai-peak	Average	Quai-peak	Average		
1	0.2363	48.45	37.78	62.22	52.22	Line	PASS
2	0.3671	42.78	34.43	58.57	48.57		PASS
3	0.7604	35.14	26.30	56.00	46.00		PASS
4	3.0963	33.48	25.59	56.00	46.00		PASS
5	8.6801	24.23	18.99	60.00	50.00		PASS
6	13.5288	27.04	21.30	60.00	50.00		PASS

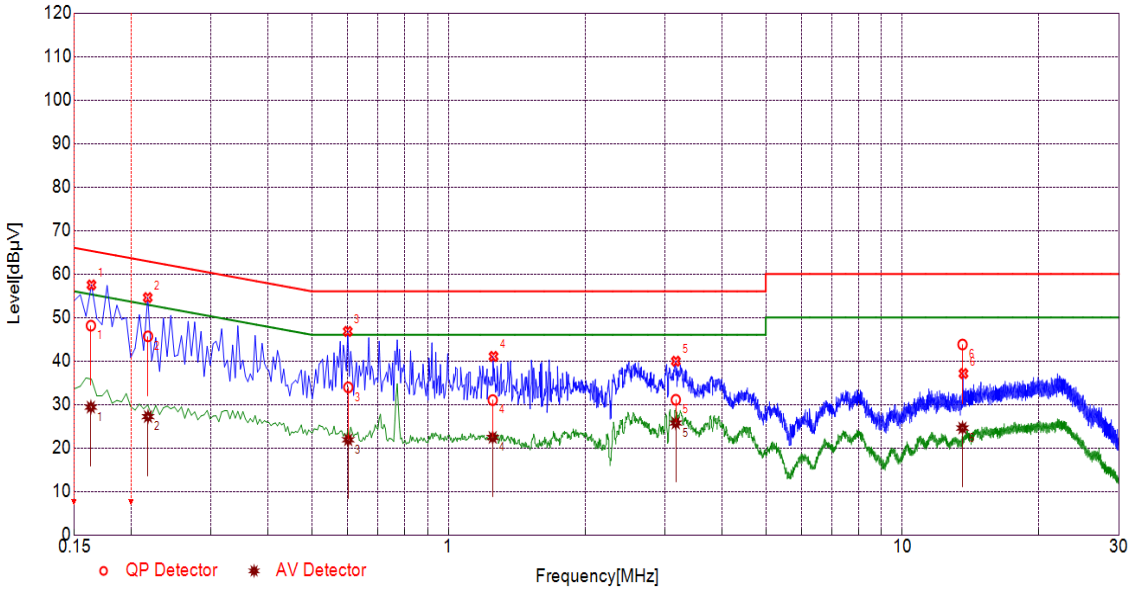

(Plot B: N Phase)

NO.	Fre. (MHz)	Emission Level (dBµV)		Limit (dBµV)		Power-line	Verdict
		Quai-peak	Average	Quai-peak	Average		
1	0.1630	48.11	29.37	65.31	55.31	Neutral	PASS
2	0.2178	45.66	27.19	62.90	52.90		PASS
3	0.6014	33.92	21.87	56.00	46.00		PASS
4	1.2514	30.99	22.40	56.00	46.00		PASS
5	3.1680	31.07	25.71	56.00	46.00		PASS
6	13.5638	43.78	24.56	60.00	50.00		PASS

3.2. Radiated Emission

3.2.1. Requirement

According to FCC section 15.109 (a), the field strength of radiated emissions from unintentional radiators at a distance of 3 meters shall not exceed the following values:

Frequency range (MHz)	Field Strength Limitation at 3m Measurement Dist	
	(μV/m)	(dBμV/m)
30.0 - 88.0	100	20log 100
88.0 - 216.0	150	20log 150
216.0 - 960.0	200	20log 200
Above 960.0	500	20log 500

As shown in FCC section 15.35(b), for frequencies above 1000MHz, the field strength limits are based on average detector. When average radiated emission measurements are specified in this part, including emission measurements below 1000MHz, there also is a limit on the radio frequency emissions, as measured using instrumentation with a peak detector function, corresponding to 20dB above the maximum permitted average limit for the frequency being investigated unless a different peak emission limit is otherwise specified in the rules.

Note:

1) The tighter limit shall apply at the boundary between two frequency range.
2) Limitation expressed indBμV/m is calculated by 20log Emission Level(μV/m).

3.2.2. Frequency range of measurement

According to 15.33(b)(1), the frequency range of radiated measurement for the EUT is listed in the following table:

Highest frequency generated or used in the device or on which the device operates or tunes (MHz)	Upper frequency of measurement range (MHz)
Below 1.705	30.
1.705–108	1000.
108–500	2000.
500–1000	5000.
Above 1000	5th harmonic of the highest frequency or 40 GHz, whichever is lower.

3.2.3. Test Setup

1) For radiated emissions from 30MHz to1GHz

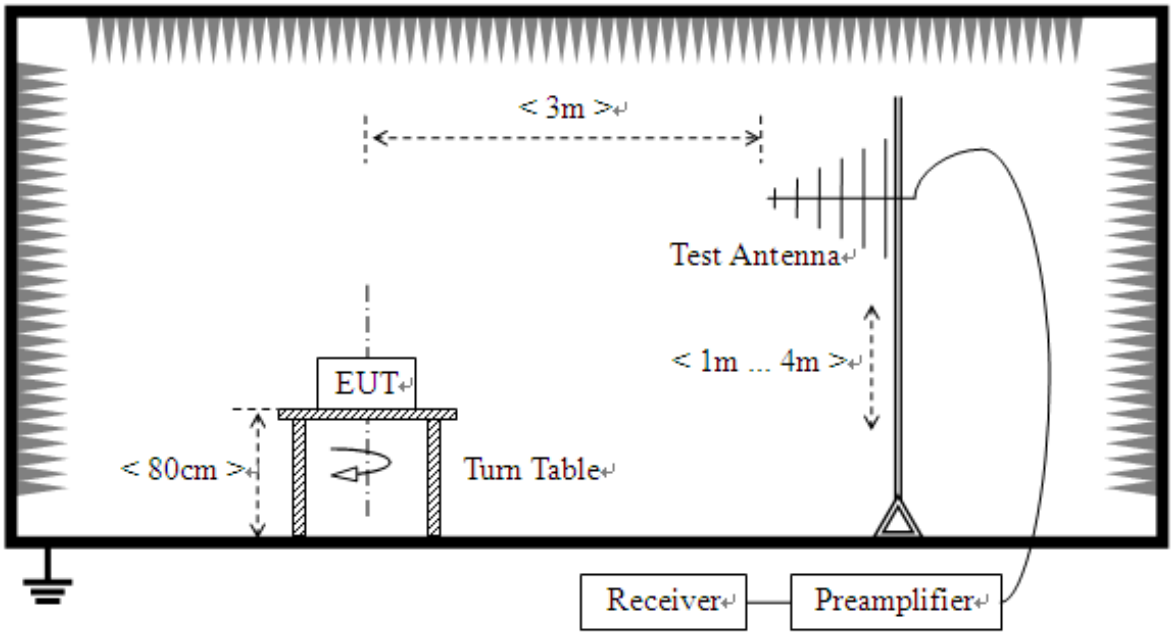

2) For radiated emissions above 1GHz

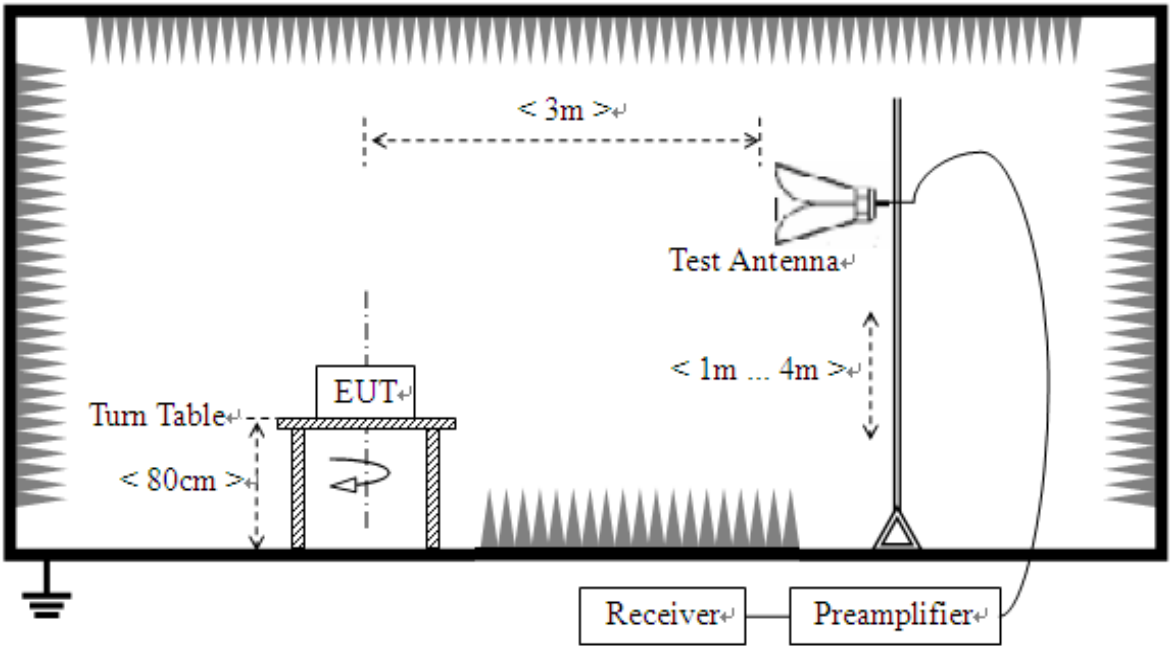

The test is performed in a 3m Semi-Anechoic Chamber; the antenna factor, cable loss and so on of the site (factors) is calculated to correct the reading. The EUT is placed on a 0.8m high insulating Turn Table, and keeps 3m away from the Test Antenna, which is mounted on variable-height antenna master tower.

For the test Antenna:

In the frequency range above 30MHz, Bi-Log Test Antenna (30MHz to 1GHz) and Horn Test Antenna (above 1GHz) are used. Test Antenna is 3m away from the EUT. Test Antenna height is varied from 1m to 4m above the ground to determine the maximum value of the field strength. The emission levels at both horizontal and vertical polarizations should be tested.

For measurements below 1GHz the resolution bandwidth is set to 120 kHz for peak detection measurements or 120kHz for quasi-peak detection measurements. Peak detection is used unless otherwise noted as quasi-peak.

For measurements above 1GHz the resolution bandwidth is set to 1MHz, the video bandwidth is set to 3MHz for peak measurements and as applicable for average measurements.

3.2.4. Test Result

The maximum radiated emission is searched using PK, QP and AV detectors; the emission levels more than the limits, and that have narrow margins from the limits will be re-measured with AV and QP detectors. Both the vertical and the horizontal polarizations of the Test Antenna are considered to perform the tests. All test modes are considered, refer to recorded points and plots below.

The amplitude of emissions (6GHz-30GHz) which are attenuated more than 20 dB below the permissible value need not be reported.

Note: All radiated emission tests were performed in X, Y, Z axis direction, and only the worst axis test condition was recorded in this test report.

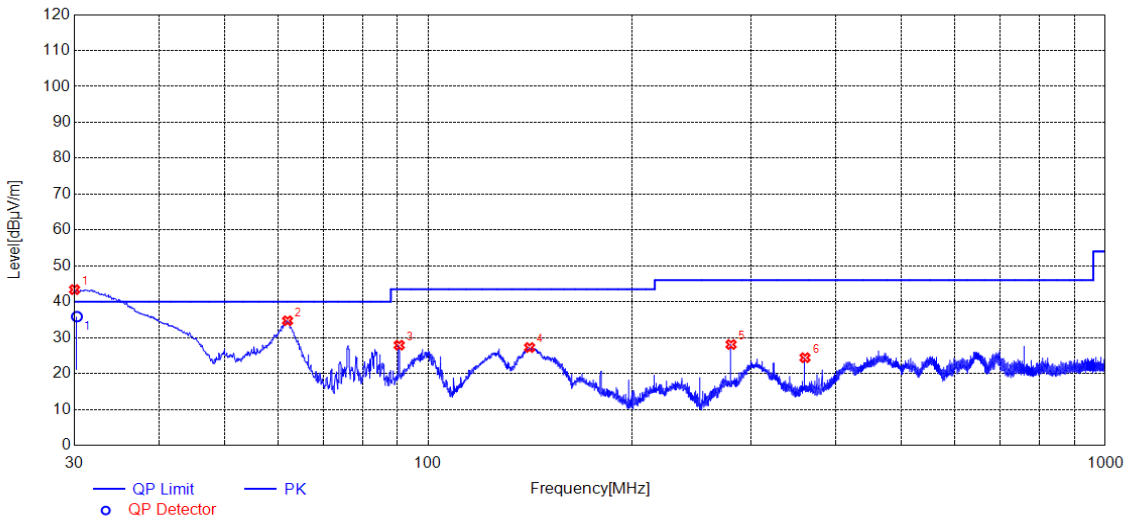

(Plot A: ANT-Vertical,30MHz - 1GHz)

No.	Fre. MHz	Pk dBµV/m	QP dBµV/m	AV dBµV/m	Limit-PK dBµV/m	Limit-QP dBµV/m	Limit-AV dBµV/m	ANT	Verdict
1	30.0000	43.38	35.86	N.A	N.A	40.00	N.A	V	PASS
2	61.9162	34.71	N.A	N.A	N.A	40.00	N.A	V	PASS
3	90.5341	27.90	N.A	N.A	N.A	43.50	N.A	V	PASS
4	141.0761	27.26	N.A	N.A	N.A	43.50	N.A	V	PASS
5	279.9940	28.09	N.A	N.A	N.A	46.00	N.A	V	PASS
6	360.0270	24.42	N.A	N.A	N.A	46.00	N.A	V	PASS

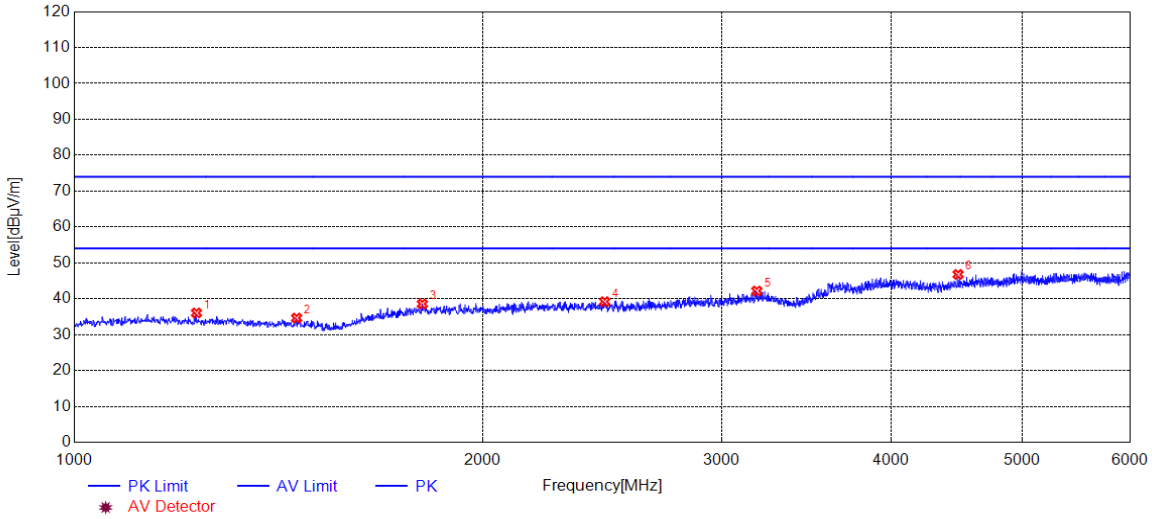

(Plot B: ANT-Vertical,1GHz - 6GHz)

No.	Fre. MHz	Pk dBµV/m	QP dBµV/m	AV dBµV/m	Limit-PK dBµV/m	Limit-QP dBµV/m	Limit-AV dBµV/m	ANT	Verdict
1	1230.0460	36.05	N.A	N.A	74.00	N.A	54.00	V	PASS
2	1458.0916	34.63	N.A	N.A	74.00	N.A	54.00	V	PASS
3	1805.1610	38.56	N.A	N.A	74.00	N.A	54.00	V	PASS
4	2460.2921	39.20	N.A	N.A	74.00	N.A	54.00	V	PASS
5	3185.4371	42.17	N.A	N.A	74.00	N.A	54.00	V	PASS
6	4483.6967	46.78	N.A	N.A	74.00	N.A	54.00	V	PASS

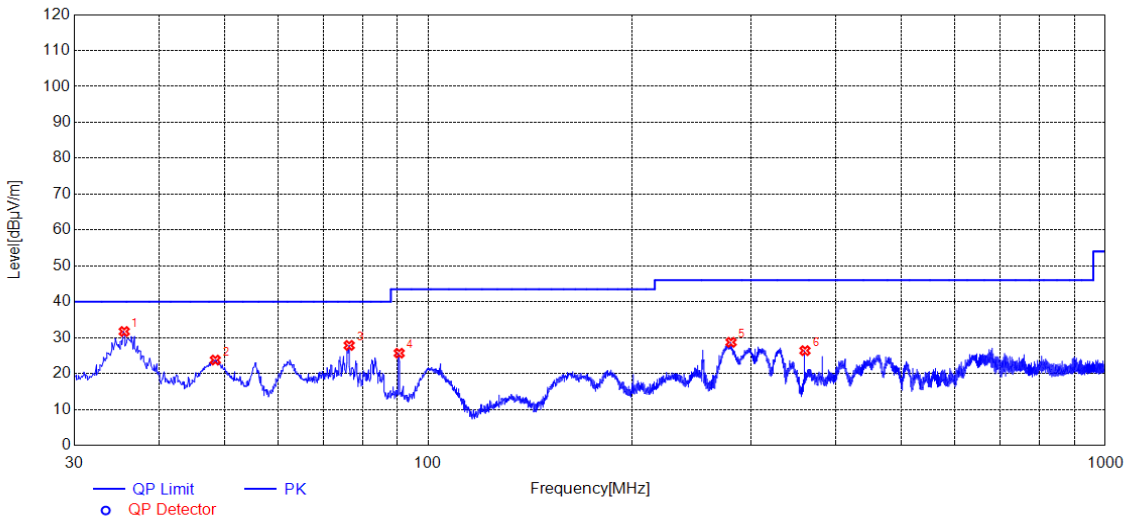

(Plot C:ANT- Horizontal, 30MHz - 1GHz)

No.	Fre. MHz	Pk dBµV/m	QP dBµV/m	AV dBµV/m	Limit-PK dBµV/m	Limit-QP dBµV/m	Limit-AV dBµV/m	ANT	Verdict
1	35.5296	31.72	N.A	N.A	N.A	40.00	N.A	H	PASS
2	48.4318	23.76	N.A	N.A	N.A	40.00	N.A	H	PASS
3	76.3706	27.84	N.A	N.A	N.A	40.00	N.A	H	PASS
4	90.5341	25.67	N.A	N.A	N.A	43.50	N.A	H	PASS
5	279.9940	28.70	N.A	N.A	N.A	46.00	N.A	H	PASS
6	360.0270	26.38	N.A	N.A	N.A	46.00	N.A	H	PASS

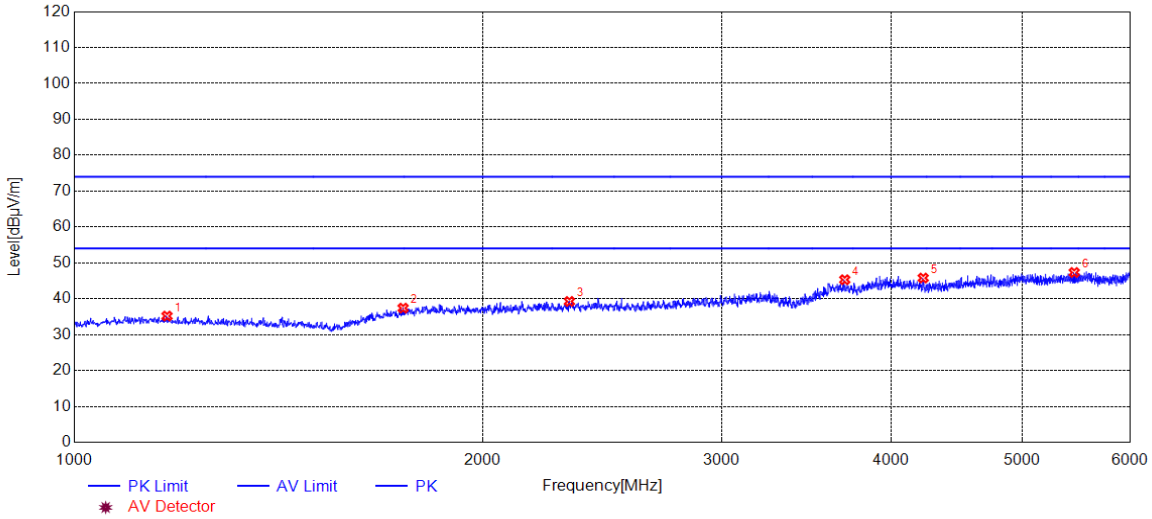

(Plot D:ANT- Horizontal, 1GHz - 6GHz)

No.	Fre. MHz	Pk dBµV/m	QP dBµV/m	AV dBµV/m	Limit-PK dBµV/m	Limit-QP dBµV/m	Limit-AV dBµV/m	ANT	Verdict
1	1170.0340	35.18	N.A	N.A	74.00	N.A	54.00	H	PASS
2	1747.1494	37.39	N.A	N.A	74.00	N.A	54.00	H	PASS
3	2317.2635	39.26	N.A	N.A	74.00	N.A	54.00	H	PASS
4	3698.5397	45.31	N.A	N.A	74.00	N.A	54.00	H	PASS
5	4225.6451	45.78	N.A	N.A	74.00	N.A	54.00	H	PASS
6	5460.8922	47.32	N.A	N.A	74.00	N.A	54.00	H	PASS

Annex A Test Uncertainty

The uncertainty is calculated using the methods suggested in the "Guide to the Expression of Uncertainty in Measurement" (GUM) published by ISO.

Uncertainty of Conducted Emission Measurement

Measuring Uncertainty for a Level of Confidence of 95%(U=2Uc(y))	9kHz-150kHz	±3.3dB
	150kHz-30MHz	±2.8dB

Uncertainty of Radiated Emission Measurement

Measuring Uncertainty for a Level of Confidence of 95%(U=2Uc(y))	30MHz-200MHz	±5.06dB
	200MHz-1000MHz	±5.04dB
	1GHz-6GHz	±5.18dB
	6GHz-18GHz	±5.48dB

Annex B Testing Laboratory Information

1. Identification of the Responsible Testing Laboratory

Laboratory Name:	Shenzhen Morlab Communications Technology Co., Ltd.
Laboratory Address:	FL.3, Building A, FeiYang Science Park, No.8 LongChang Road, Block 67, BaoAn District, ShenZhen, GuangDong Province, P. R. China
Telephone:	+86 755 36698555
Facsimile:	+86 755 36698525

2. Identification of the Responsible Testing Location

Name:	Shenzhen Morlab Communications Technology Co., Ltd.
Address:	FL.3, Building A, FeiYang Science Park, No.8 LongChang Road, Block 67, BaoAn District, ShenZhen, GuangDong Province, P. R. China

3. Accreditation Certificate

Accredited Testing Laboratory:	The FCC designation number is CN1192. Test firm registration number is 226174. (Shenzhen Morlab Communications Technology Co., Ltd.)

4. Test Software Utilized

Model	Version Number	Producer
JS32-RE	Version 2.0.2.0	Tonscend
TS+ -[JS32-CE]	Version 2.5.0.0	Tonscend

5. Test Equipments Utilized

Description	Manufacturer	Model	Serial No.	Cal. Date	Due. Date
MXE EMI Receiver	Agilent	N9038A	MY56400093	2021/7/16	2022/7/15
Test Receiver	R&S	ESPI	101052	2021/7/16	2022/7/15
LISN	Schwarzbeck	NSLK 8127	8127449	2021/3/9	2022/3/8
Pulse Limiter (10dB)	Schwarzbeck	VTSD 9561-F	VTSD 9561 F-B #206	2021/7/21	2022/7/20
Test Antenna - Bi-Log	Schwarzbeck	VULB 9163	9163-519	2019/5/24	2022/5/23
Test Antenna - Horn	Schwarzbeck	BBHA 9120D	01774	2019/7/26	2022/7/25
Horn Antenna	BBHA 9170	BBHA 9170#774	SCHWARZBECK	2019/7/26	2022/7/25
Preamplifier	S150300L3202	71136	LUCIX CORP.	2021/7/16	2022/7/15
Radiated Disturbance Preamplifier	rflight	S020180L3203	61171/61172	2021/7/16	2022/7/15
Radiated Disturbance Preamplifier	rflight	S10M100L3802	46732	2021/7/16	2022/7/15

6. Ancillary Equipment Utilized

Description	Manufacturer	Model	Serial No.
PC	DELL	VOSTRO 5370	DF2DR A01 DPC
PC Adapter	DELL	LA45NM140	OKXTTW
Earphone	VIVO	NA	NA

——— END OF REPORT ———