n77(80M)_DFT-s-OFDM_BPSK_Edge_1RB_Left_Low_CH

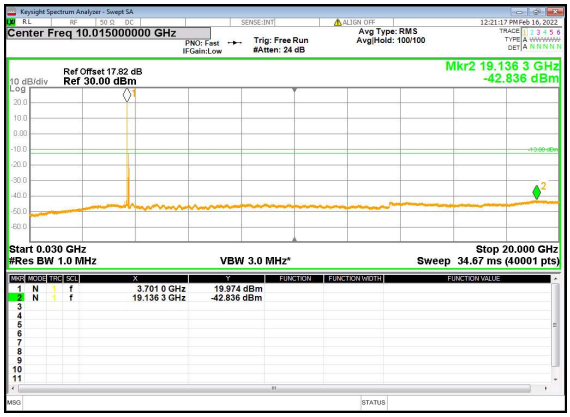

n77(80M)_DFT-s-OFDM_BPSK_Edge_1RB_Left_Low_CH

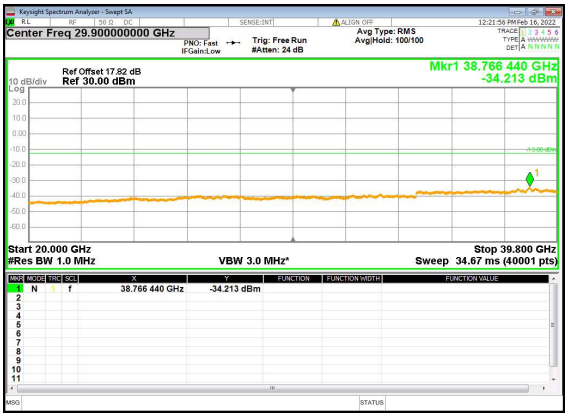

n77(80M)_DFT-s-OFDM_QPSK_Edge_1RB_Left_Low_CH

n77(80M)_DFT-s-OFDM_QPSK_Edge_1RB_Left_Low_CH

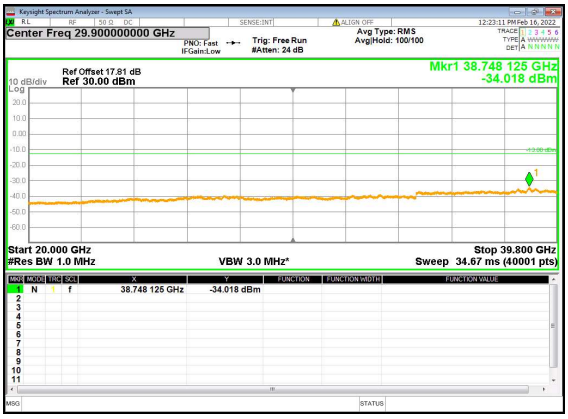

n77(80M)_DFT-s-OFDM_BPSK_Edge_1RB_Left_Mid_CH

n77(80M)_DFT-s-OFDM_BPSK_Edge_1RB_Left_Mid_CH

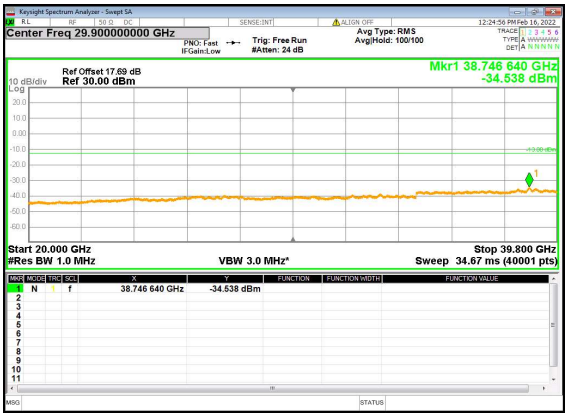

n77(80M)_DFT-s-OFDM_QPSK_Edge_1RB_Left_Mid_CH

n77(80M)_DFT-s-OFDM_QPSK_Edge_1RB_Left_Mid_CH

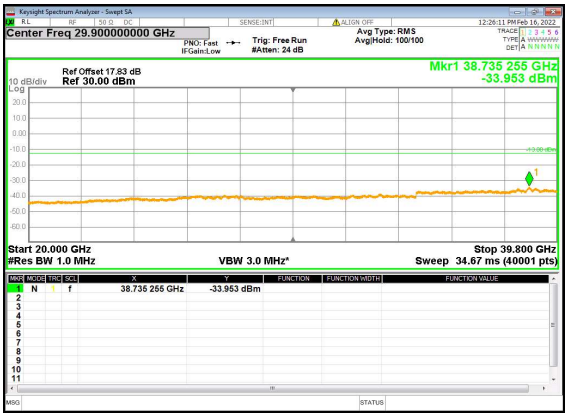

n77(80M)_DFT-s-OFDM_BPSK_Edge_1RB_Left_High_CH

n77(80M)_DFT-s-OFDM_BPSK_Edge_1RB_Left_High_CH

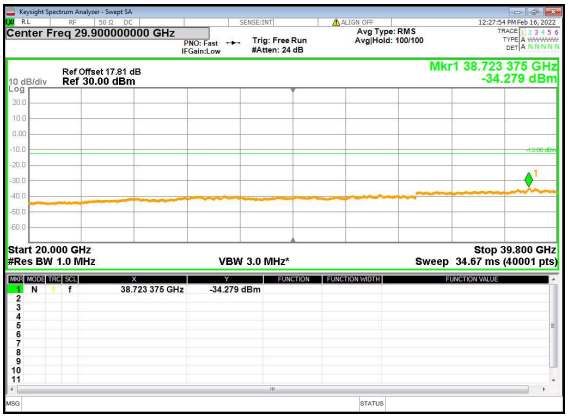

n77(80M)_DFT-s-OFDM_QPSK_Edge_1RB_Left_High_CH

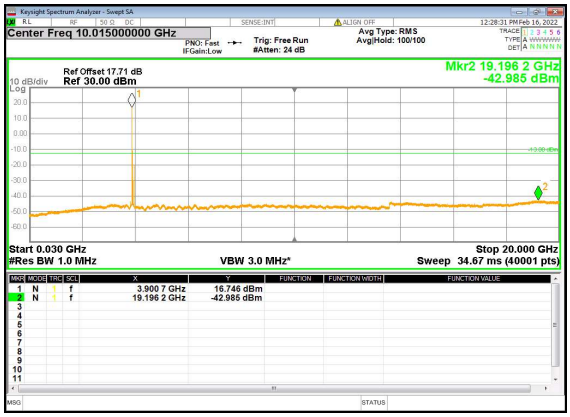

n77(80M)_DFT-s-OFDM_QPSK_Edge_1RB_Left_High_CH

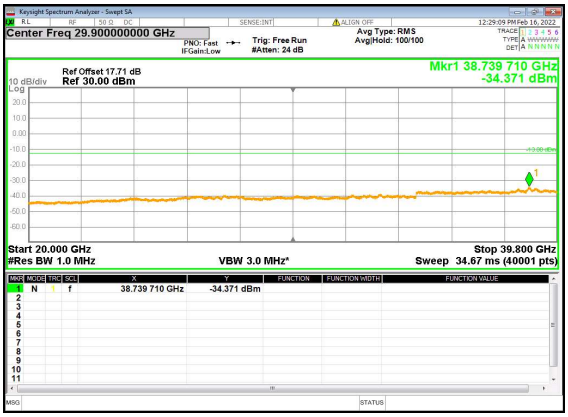

n77(100M)_DFT-s-OFDM_BPSK_Edge_1RB_Left_Low_CH

n77(100M)_DFT-s-OFDM_BPSK_Edge_1RB_Left_Low_CH

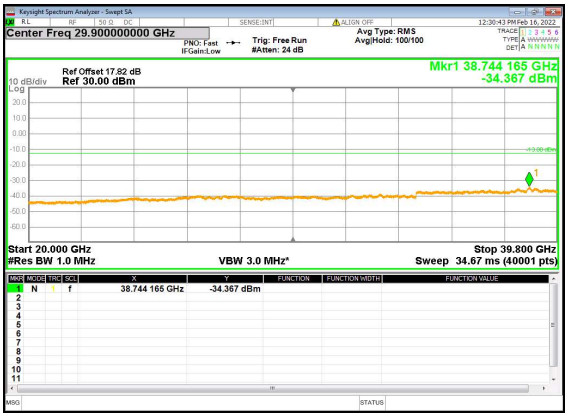

n77(100M)_DFT-s-OFDM_QPSK_Edge_1RB_Left_Low_CH

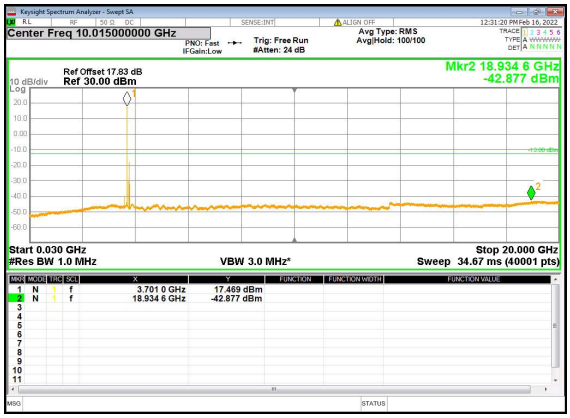

n77(100M)_DFT-s-OFDM_QPSK_Edge_1RB_Left_Low_CH

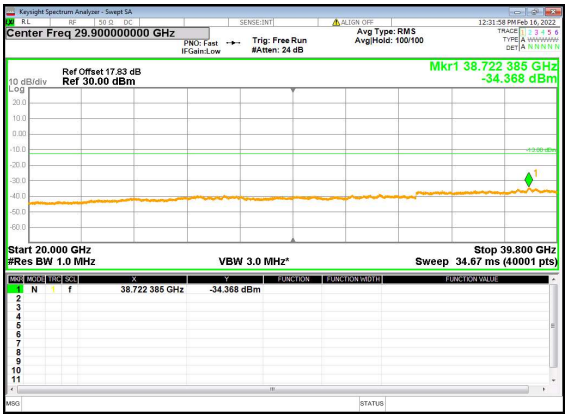

n77(100M)_DFT-s-OFDM_BPSK_Edge_1RB_Left_Mid_CH

n77(100M)_DFT-s-OFDM_BPSK_Edge_1RB_Left_Mid_CH

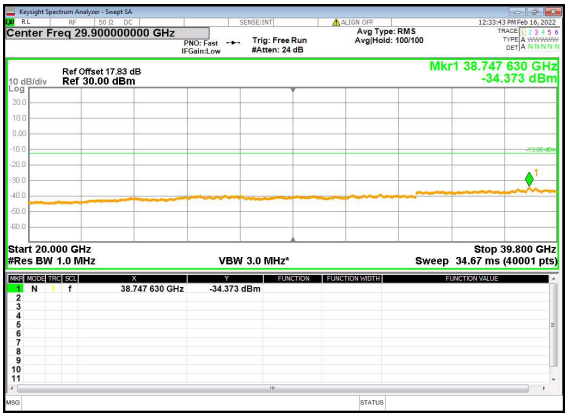

n77(100M)_DFT-s-OFDM_QPSK_Edge_1RB_Left_Mid_CH

n77(100M)_DFT-s-OFDM_QPSK_Edge_1RB_Left_Mid_CH

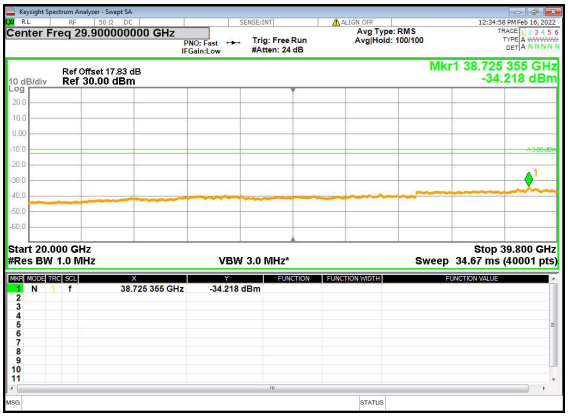

n77(100M)_DFT-s-OFDM_BPSK_Edge_1RB_Left_High_CH

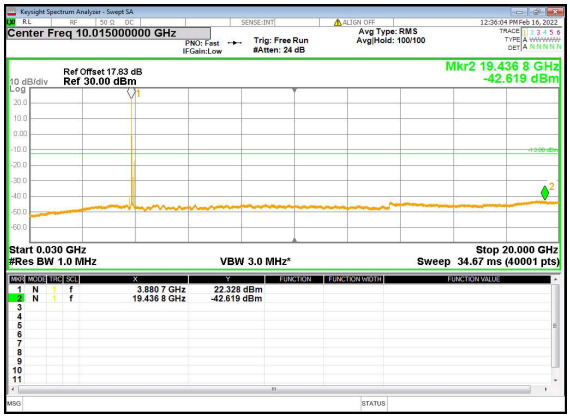

n77(100M)_DFT-s-OFDM_BPSK_Edge_1RB_Left_High_CH

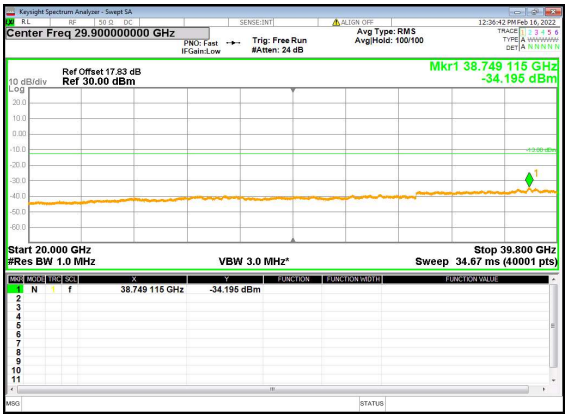

n77(100M)_DFT-s-OFDM_QPSK_Edge_1RB_Left_High_CH

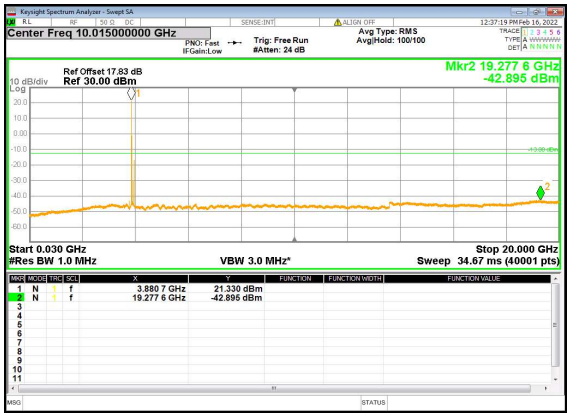

n77(100M)_DFT-s-OFDM_QPSK_Edge_1RB_Left_High_CH

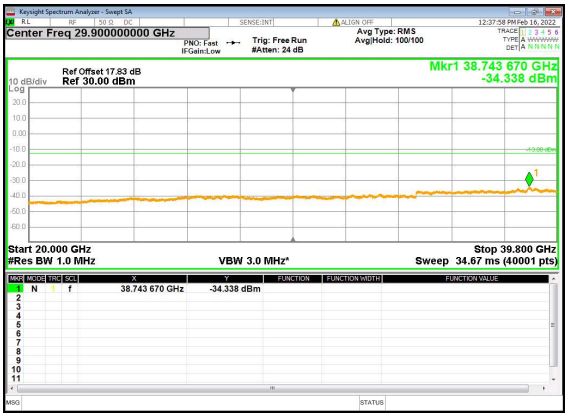

2.6. Band Edge

2.6.1. Requirement

According to FCC section 2.1051,the power of any emission outside of the authorized operating frequency ranges must be attenuated below the transmitting power (P) by a factor of at least 43 + 10 log(P) dB.

According to FCC section 27.53(m) (4) for n41, for mobile digital stations, the attenuation factor shall be not less than 40 + 10 log (P) dB on all frequencies between the channel edge and 5 megahertz from the channel edge, 43 + 10 log (P) dB on all frequencies between 5 megahertz and X megahertz from the channel edge, and 55 + 10 log (P) dB on all frequencies more than X megahertz from the channel edge, where X is the greater of 6 megahertz or the actual emission bandwidth as defined in paragraph (m)(6) of this section. In addition, the attenuation factor shall not be less that 43 + 10 log (P) dB on all frequencies between 2490.5 MHz and 2496 MHz and 55 + 10 log (P) dB at or below 2490.5 MHz. Mobile Satellite Service licensees operating on frequencies below 2495 MHz may also submit a documented interference complaint against BRS licensees operating on channel BRS Channel 1 on the same terms and conditions as adjacent channel BRS or EBS licensees.

According to FCC section 27.53(l) (2) for n77, For mobile operations in the 3700-3980 MHz band, the conducted power of any emission outside the licensee's authorized bandwidth shall not exceed −13 dBm/MHz. Compliance with this paragraph (l)(2) is based on the use of measurement instrumentation employing a resolution bandwidth of 1 megahertz or greater. However, in the 1 megahertz bands immediately outside and adjacent to the licensee's frequency block, the minimum resolution bandwidth for the measurement shall be either one percent of the emission bandwidth of the fundamental emission of the transmitter or 350 kHz. In the bands between 1 and 5 MHz removed from the licensee's frequency block, the minimum resolution bandwidth for the measurement shall be 500 kHz. The emission bandwidth is defined as the width of the signal between two points, one below the carrier center frequency and one above the carrier center frequency, outside of which all emissions are attenuated at least 26 dB below the transmitter power.

2.6.2. Test Description

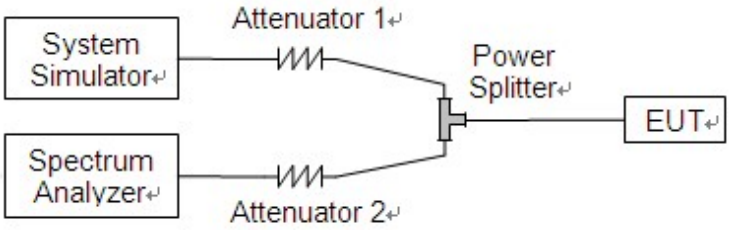

The EUT is coupled to the Spectrum Analyzer (SA) and the System Simulator (SS) with Attenuators through the Power Splitter; the RF load attached to the EUT antenna terminal is 50Ohm; the path loss as the factor is calibrated to correct the reading. The EUT is commanded by the SS to operate at the maximum output power. A call is established between the EUT and the SS.

2.6.3. Test procedure

KDB 971168 D01v03 Section 6.0 and ANSI/TIA-603-E-2016.

2.6.4. Test Result

The center frequency of spectrum is the band edge frequency and span is 2MHz, Record the max trace into the test report.

n41(20M)_DFT-s-OFDM_BPSK_Edge_1RB_Left_Low_CH

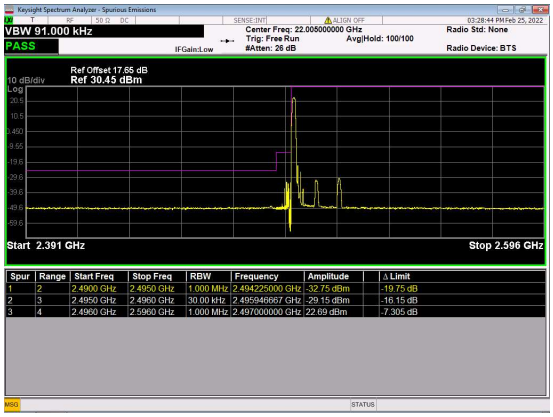

n41(20M)_DFT-s-OFDM_QPSK_Edge_1RB_Left_Low_CH

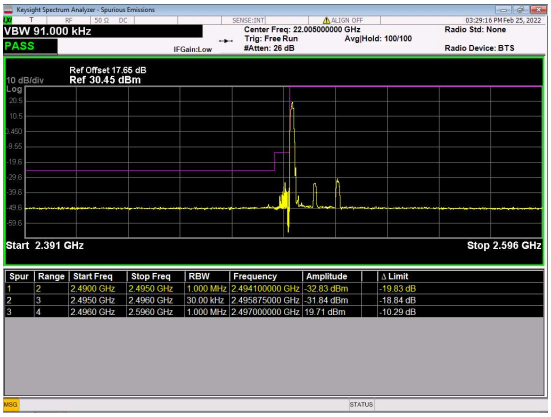

n41(20M)_DFT-s-OFDM_BPSK_Outer_Full_Low_CH

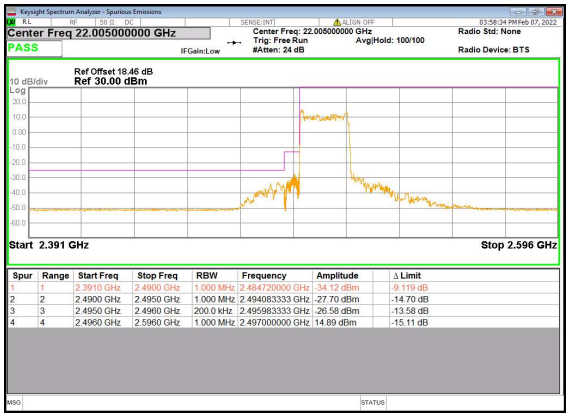

n41(20M)_DFT-s-OFDM_QPSK_Outer_Full_Low_CH

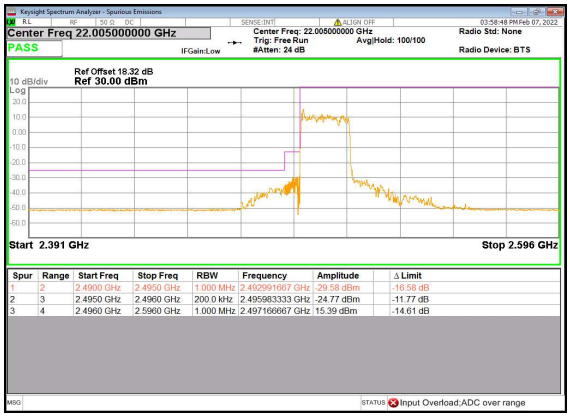

n41(20M)_DFT-s-OFDM_BPSK_Edge_1RB_Right_High_CH

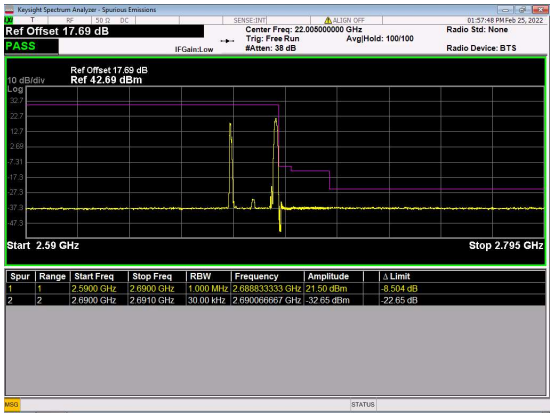

n41(20M)_DFT-s-OFDM_QPSK_Edge_1RB_Right_High_CH

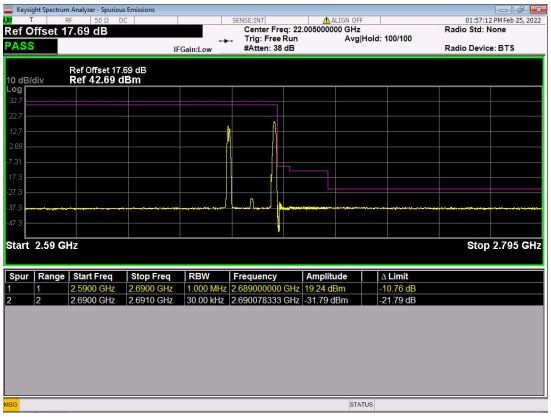

n41(20M)_DFT-s-OFDM_BPSK_Outer_Full_High_CH

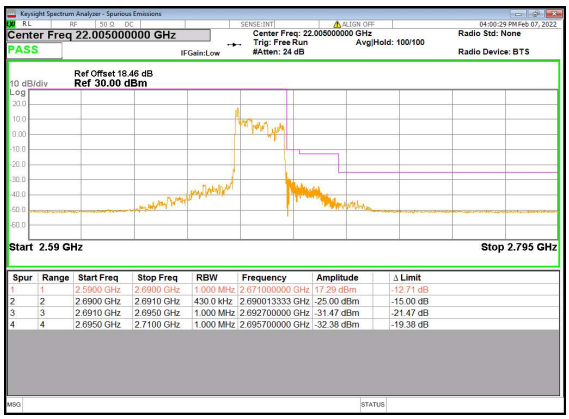

n41(20M)_DFT-s-OFDM_QPSK_Outer_Full_High_CH

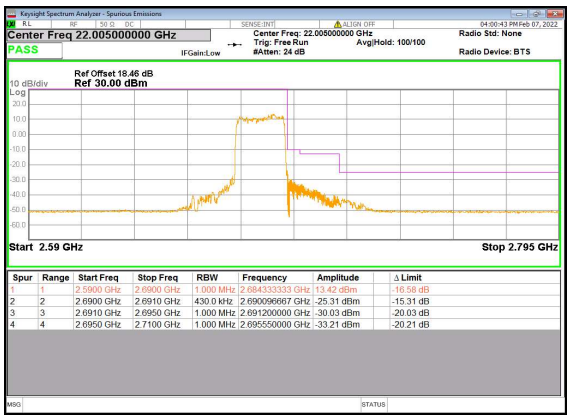

n41(30M)_DFT-s-OFDM_BPSK_Edge_1RB_Left_Low_CH

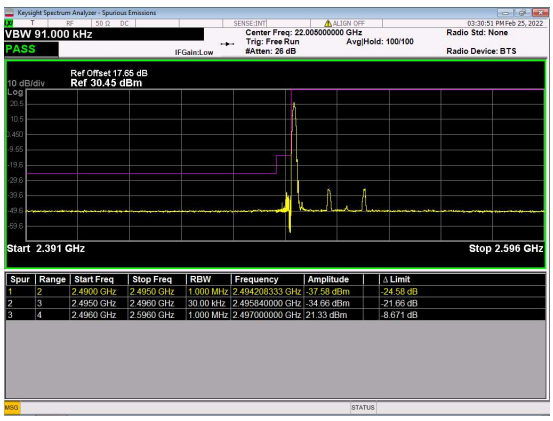

n41(30M)_DFT-s-OFDM_QPSK_Edge_1RB_Left_Low_CH

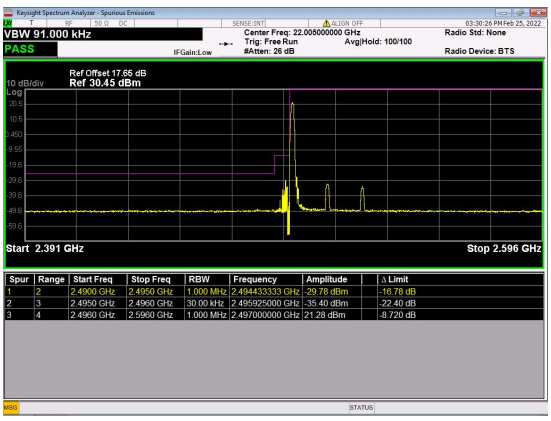

n41(30M)_DFT-s-OFDM_BPSK_Outer_Full_Low_CH

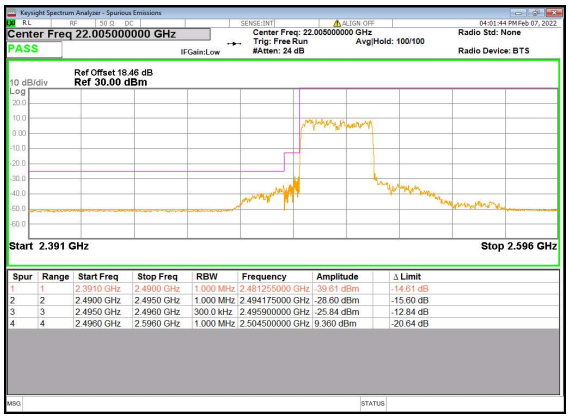

n41(30M)_DFT-s-OFDM_QPSK_Outer_Full_Low_CH

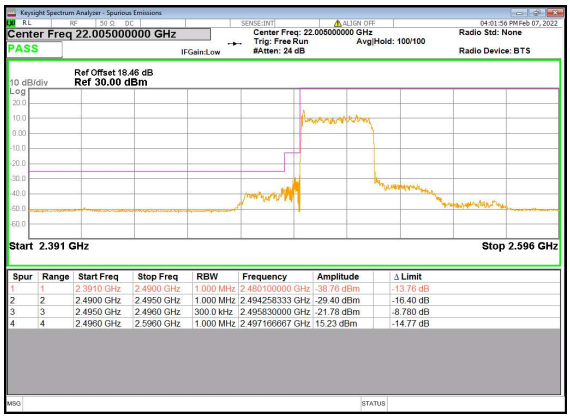

n41(30M)_DFT-s-OFDM_BPSK_Edge_1RB_Right_High_CH

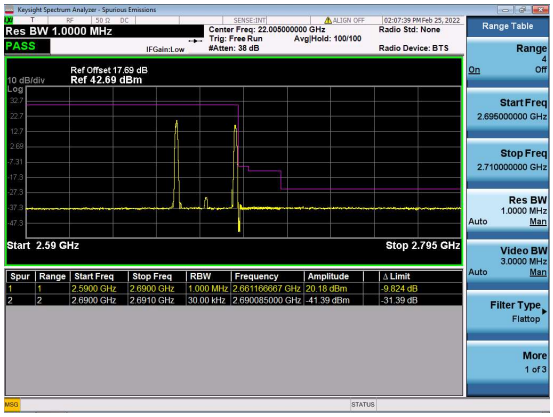

n41(30M)_DFT-s-OFDM_QPSK_Edge_1RB_Right_High_CH

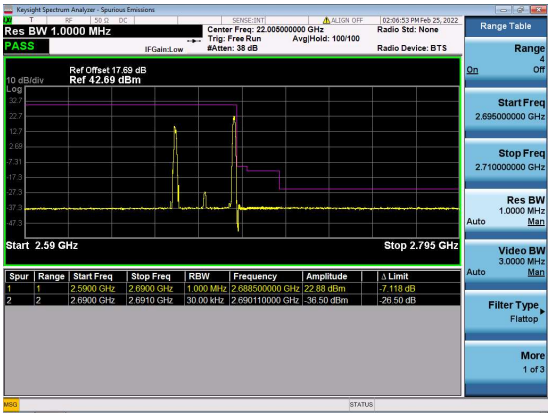

n41(30M)_DFT-s-OFDM_BPSK_Outer_Full_High_CH

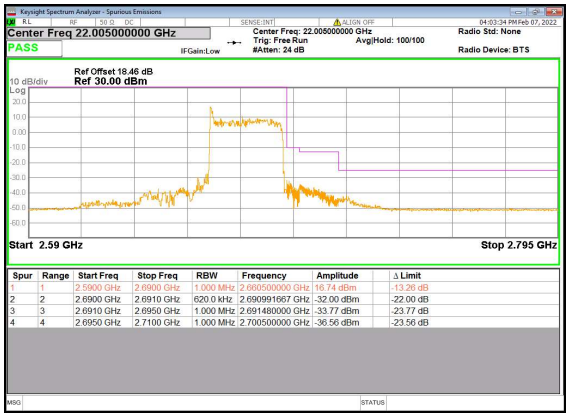

n41(30M)_DFT-s-OFDM_QPSK_Outer_Full_High_CH

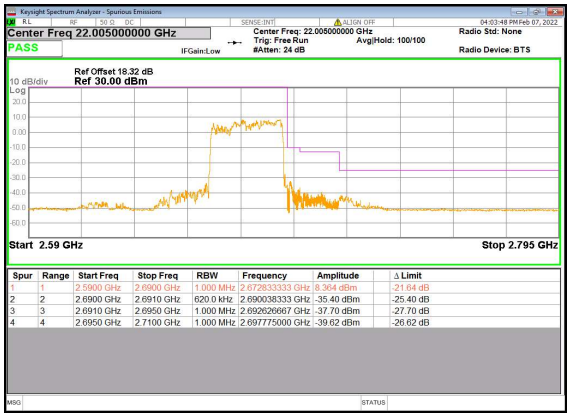

n41(40M)_DFT-s-OFDM_BPSK_Edge_1RB_Left_Low_CH

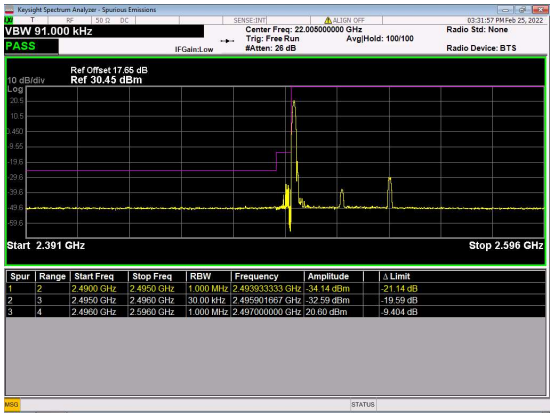
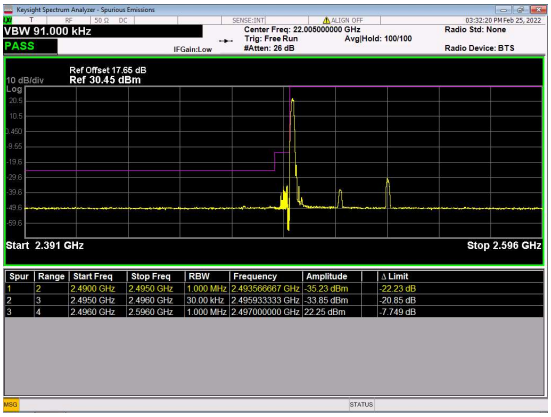
n41(40M)_DFT-s-OFDM_QPSK_Edge_1RB_Left_Low_CH