Annex C Plots of T-Coil Test Results

HAC_T-Coil_GSM850_GSM Voice_Ch189_Z

Communication System: UID 0, Generic GSM (0); Frequency: 836.6 MHz;Duty Cycle: 1:8.30042
Medium: Air Medium parameters used: $\sigma = 0$ S/m, $\varepsilon_r = 1$; $\rho = 0$ kg/m^3
Ambient Temperature：23.2 ℃

DASY5 Configuration:
- Probe: AM1DV2 - 1048; Calibrated: 2022.02.22
- Sensor-Surface: 0mm (Fix Surface)
- Electronics: DAE4 Sn480; Calibrated: 2021.06.22
- Phantom: HAC Test Arch with AMCC; Type: SD HAC P01 BA;
- Measurement SW: DASY52, Version 52.8 (8); SEMCAD X Version 14.6.10 (7331)

Ch189/z (axial) 4.2mm 50 x 50/ABM SNR(x,y,z) (13x13x1): Measurement grid: dx=10mm, dy=10mm
ABM1/ABM2 = 28.78 dB
ABM1 comp = -0.48 dBA/m
BWC Factor = 0.01 dB
Location: 8.3, 0, 3.7 mm



0 dB = 27.49 = 28.78 dB

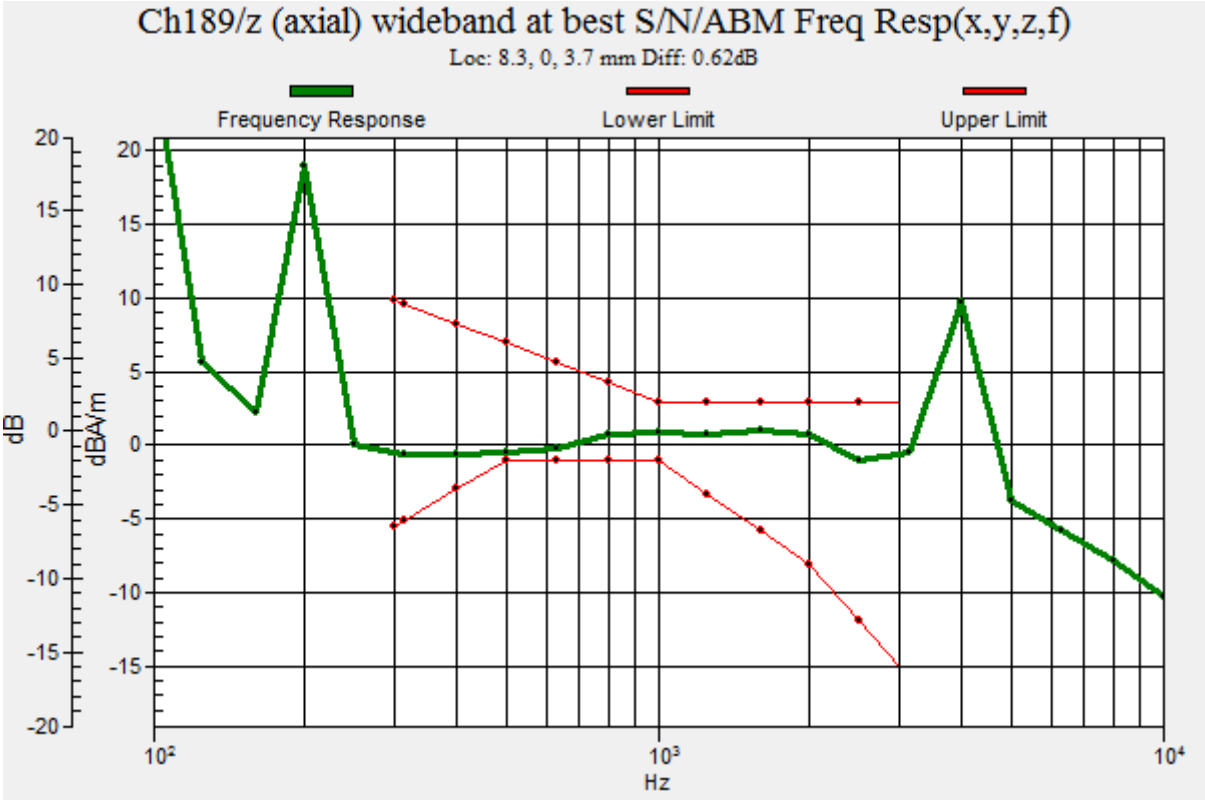
Ch189/z (axial) wideband at best S/N/ABM Freq Resp(x,y,z,f)
Loc: 8.3, 0, 3.7 mm Diff: 0.62dB
Frequency Response
Lower Limit
Upper Limit
dB
dBA/m
20
15
10
5
0
-5
-10
-15
-20
10^2
10^3
10^4
Hz

HAC_T-Coil_GSM850_GSM Voice_Ch189_Y

Communication System: UID 0, Generic GSM (0); Frequency: 836.6 MHz;Duty Cycle: 1:8.30042
Medium: Air Medium parameters used: $\sigma = 0$ S/m, $\varepsilon_r = 1$; $\rho = 0$ kg/m^3
Ambient Temperature：23.2 ℃

DASY5 Configuration:
- Probe: AM1DV2 - 1048; Calibrated: 2022.02.22
- Sensor-Surface: 0mm (Fix Surface)
- Electronics: DAE4 Sn480; Calibrated: 2021.06.22
- Phantom: HAC Test Arch with AMCC; Type: SD HAC P01 BA;
- Measurement SW: DASY52, Version 52.8 (8); SEMCAD X Version 14.6.10 (7331)

Ch189/y (transversal) 4.2mm 50 x 50/ABM SNR(x,y,z) (13x13x1): Measurement grid: dx=10mm, dy=10mm
ABM1/ABM2 = 29.17 dB
ABM1 comp = -7.13 dBA/m
BWC Factor = 0.01 dB
Location: 0, 4.2, 3.7 mm



0 dB = 28.74 = 29.17 dB

HAC_T-Coil_GSM1900_GSM Voice_Ch661_Z

Communication System: UID 0, Generic GSM (0); Frequency: 1880 MHz;Duty Cycle: 1:8.30042
Medium: Air Medium parameters used: $\sigma = 0$ S/m, $\varepsilon_r = 1$; $\rho = 0$ kg/m^3
Ambient Temperature：23.2 ℃

DASY5 Configuration:
- Probe: AM1DV2 - 1048; Calibrated: 2022.02.22
- Sensor-Surface: 0mm (Fix Surface)
- Electronics: DAE4 Sn480; Calibrated: 2021.06.22
- Phantom: HAC Test Arch with AMCC; Type: SD HAC P01 BA;
- Measurement SW: DASY52, Version 52.8 (8); SEMCAD X Version 14.6.10 (7331)

Ch661/z (axial) 4.2mm 50 x 50/ABM SNR(x,y,z) (13x13x1): Measurement grid: dx=10mm, dy=10mm
ABM1/ABM2 = 31.03 dB
ABM1 comp = 0.38 dBA/m
BWC Factor = -0.00051 dB
Location: 8.3, 0, 3.7 mm



0 dB = 35.60 = 31.03 dB

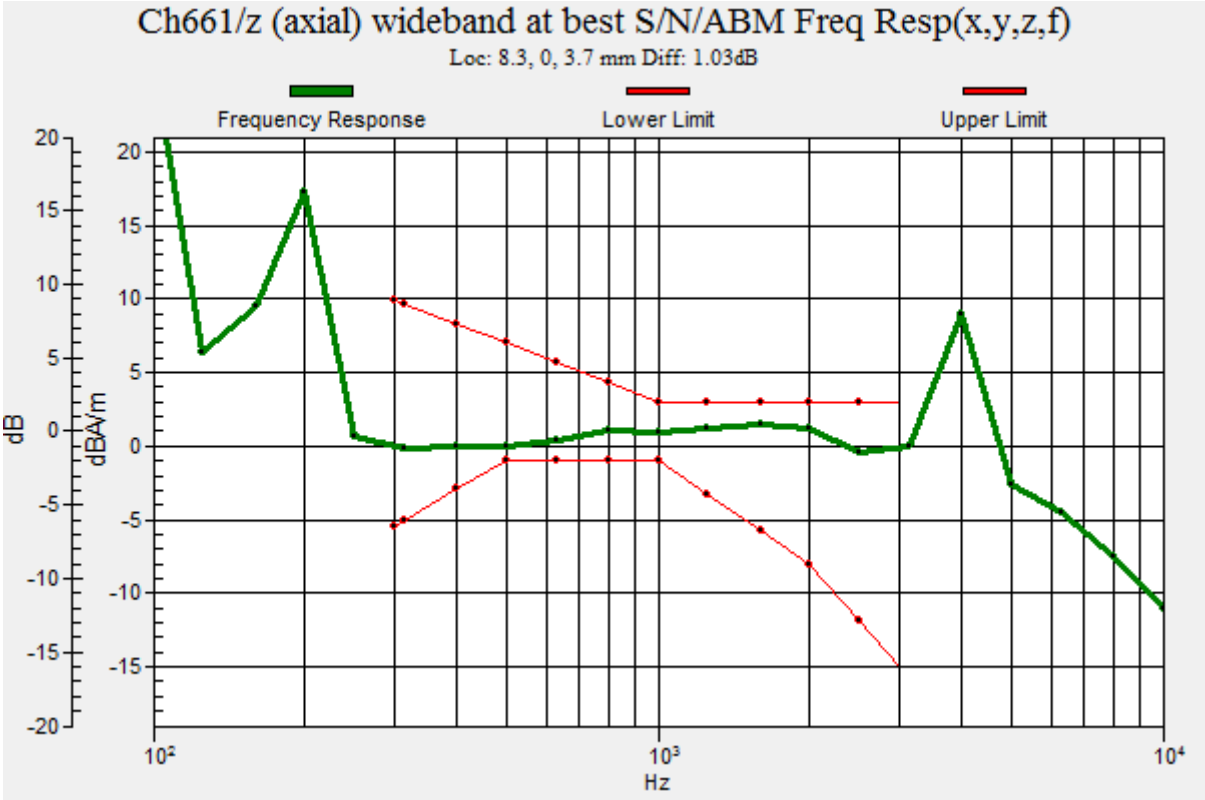
Ch661/z (axial) wideband at best S/N/ABM Freq Resp(x,y,z,f)
Loc: 8.3, 0, 3.7 mm Diff: 1.03dB
Frequency Response
Lower Limit
Upper Limit
dB
dBA/m
20
15
10
5
0
-5
-10
-15
-20
10^2
10^3
10^4
Hz

HAC_T-Coil_GSM1900_GSM Voice_Ch661_Y

Communication System: UID 0, Generic GSM (0); Frequency: 1880 MHz;Duty Cycle: 1:8.30042
Medium: Air Medium parameters used: $\sigma = 0$ S/m, $\varepsilon_r = 1$; $\rho = 0$ kg/m^3
Ambient Temperature：23.2 ℃

DASY5 Configuration:
- Probe: AM1DV2 - 1048; Calibrated: 2022.02.22
- Sensor-Surface: 0mm (Fix Surface)
- Electronics: DAE4 Sn480; Calibrated: 2021.06.22
- Phantom: HAC Test Arch with AMCC; Type: SD HAC P01 BA;
- Measurement SW: DASY52, Version 52.8 (8); SEMCAD X Version 14.6.10 (7331)

Ch661/y (transversal) 4.2mm 50 x 50/ABM SNR(x,y,z) (13x13x1): Measurement grid: dx=10mm, dy=10mm
ABM1/ABM2 = 31.33 dB
ABM1 comp = -7.03 dBA/m
BWC Factor = -0.00051 dB
Location: 0, 4.2, 3.7 mm



0 dB = 36.83 = 31.32 dB

HAC_T-Coil_WCDMA Band II_AMR 12.12Kbps_Ch9400_Z

Communication System: UID 10011 - CAB, UMTS-FDD (WCDMA); Frequency: 1880 MHz;Duty Cycle: 1:1.95434
Medium: Air Medium parameters used: $\sigma = 0$ S/m, $\varepsilon_r = 1$; $\rho = 0$ kg/m^3
Ambient Temperature：23.2 ℃

DASY5 Configuration:
- Probe: AM1DV2 - 1048; Calibrated: 2022.02.22
- Sensor-Surface: 0mm (Fix Surface)
- Electronics: DAE4 Sn480; Calibrated: 2021.06.22
- Phantom: HAC Test Arch with AMCC; Type: SD HAC P01 BA;
- Measurement SW: DASY52, Version 52.8 (8); SEMCAD X Version 14.6.10 (7331)

Ch9400/z (axial) 4.2mm 50 x 50/ABM SNR(x,y,z) (13x13x1): Measurement grid: dx=10mm, dy=10mm
ABM1/ABM2 = 33.94 dB
ABM1 comp = 2.92 dBA/m
BWC Factor = 0.0018 dB
Location: 4.2, -8.3, 3.7 mm



0 dB = 49.80 = 33.94 dB

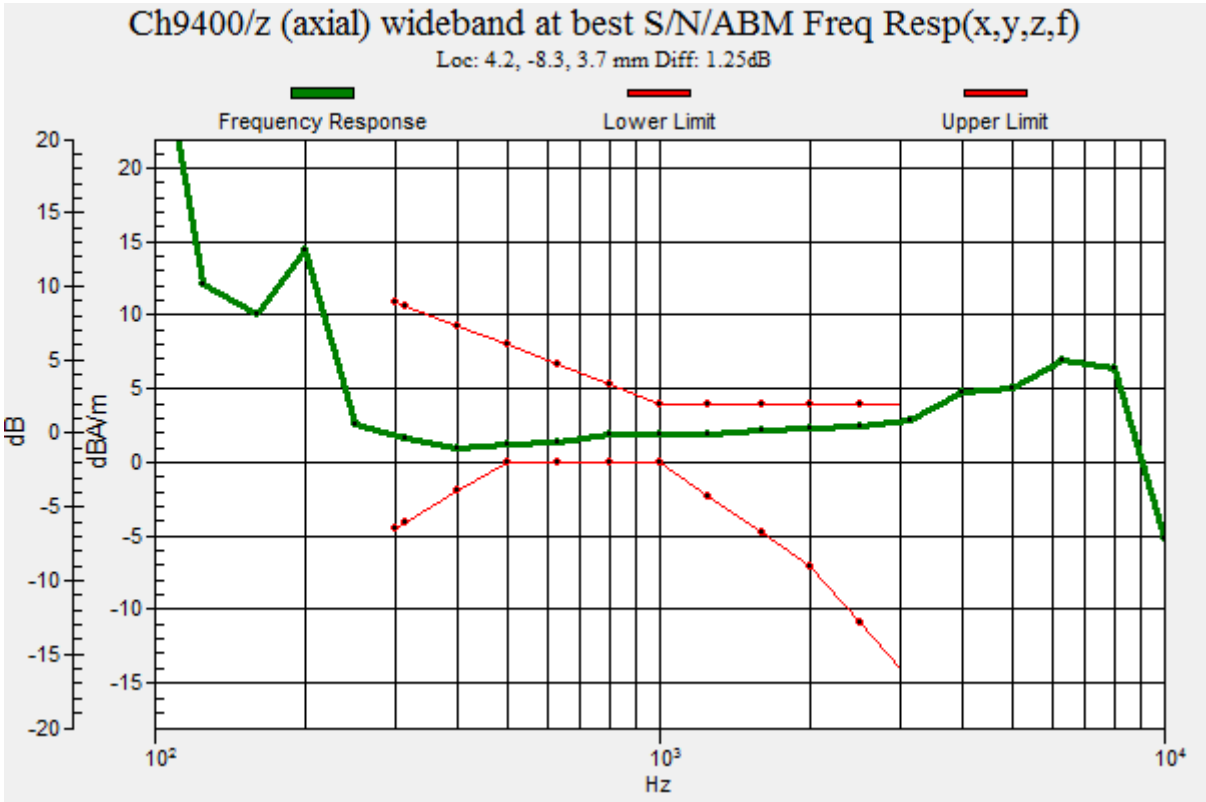
Ch9400/z (axial) wideband at best S/N/ABM Freq Resp(x,y,z,f)
Loc: 4.2, -8.3, 3.7 mm Diff: 1.25dB
Frequency Response
Lower Limit
Upper Limit
dB
dBA/m
Hz

HAC_T-Coil_WCDMA Band II_AMR 12.12Kbps_Ch9400_Y

Communication System: UID 10011 - CAB, UMTS-FDD (WCDMA); Frequency: 1880 MHz;Duty Cycle: 1:1.95434
Medium: Air Medium parameters used: $\sigma = 0$ S/m, $\varepsilon_r = 1$; $\rho = 0$ kg/m^3
Ambient Temperature：23.2 ℃

DASY5 Configuration:
- Probe: AM1DV2 - 1048; Calibrated: 2022.02.22
- Sensor-Surface: 0mm (Fix Surface)
- Electronics: DAE4 Sn480; Calibrated: 2021.06.22
- Phantom: HAC Test Arch with AMCC; Type: SD HAC P01 BA;
- Measurement SW: DASY52, Version 52.8 (8); SEMCAD X Version 14.6.10 (7331)

Ch9400/y (transversal) 4.2mm 50 x 50/ABM SNR(x,y,z) (13x13x1): Measurement grid: dx=10mm, dy=10mm
ABM1/ABM2 = 33.75 dB
ABM1 comp = -4.70 dBA/m
BWC Factor = 0.0018 dB
Location: 4.2, 0, 3.7 mm



0 dB = 48.72 = 33.75 dB

HAC_T-Coil_WCDMA Band IV_AMR 12.12Kbps_Ch1413_Z

Communication System: UID 10011 - CAB, UMTS-FDD (WCDMA); Frequency: 1732.4 MHz;Duty Cycle: 1:1.95434
Medium: Air Medium parameters used: $\sigma = 0$ S/m, $\varepsilon_r = 1$; $\rho = 0$ kg/m^3
Ambient Temperature：23.2 ℃

DASY5 Configuration:
- Probe: AM1DV2 - 1048; Calibrated: 2022.02.22
- Sensor-Surface: 0mm (Fix Surface)
- Electronics: DAE4 Sn480; Calibrated: 2021.06.22
- Phantom: HAC Test Arch with AMCC; Type: SD HAC P01 BA;
- Measurement SW: DASY52, Version 52.8 (8); SEMCAD X Version 14.6.10 (7331)

Ch1413/z (axial) 4.2mm 50 x 50/ABM SNR(x,y,z) (13x13x1): Measurement grid: dx=10mm, dy=10mm
ABM1/ABM2 = 33.96 dB
ABM1 comp = -3.32 dBA/m
BWC Factor = 0.0024 dB
Location: 0, -4.2, 3.7 mm



0 dB = 1.000 = 0.00 dB

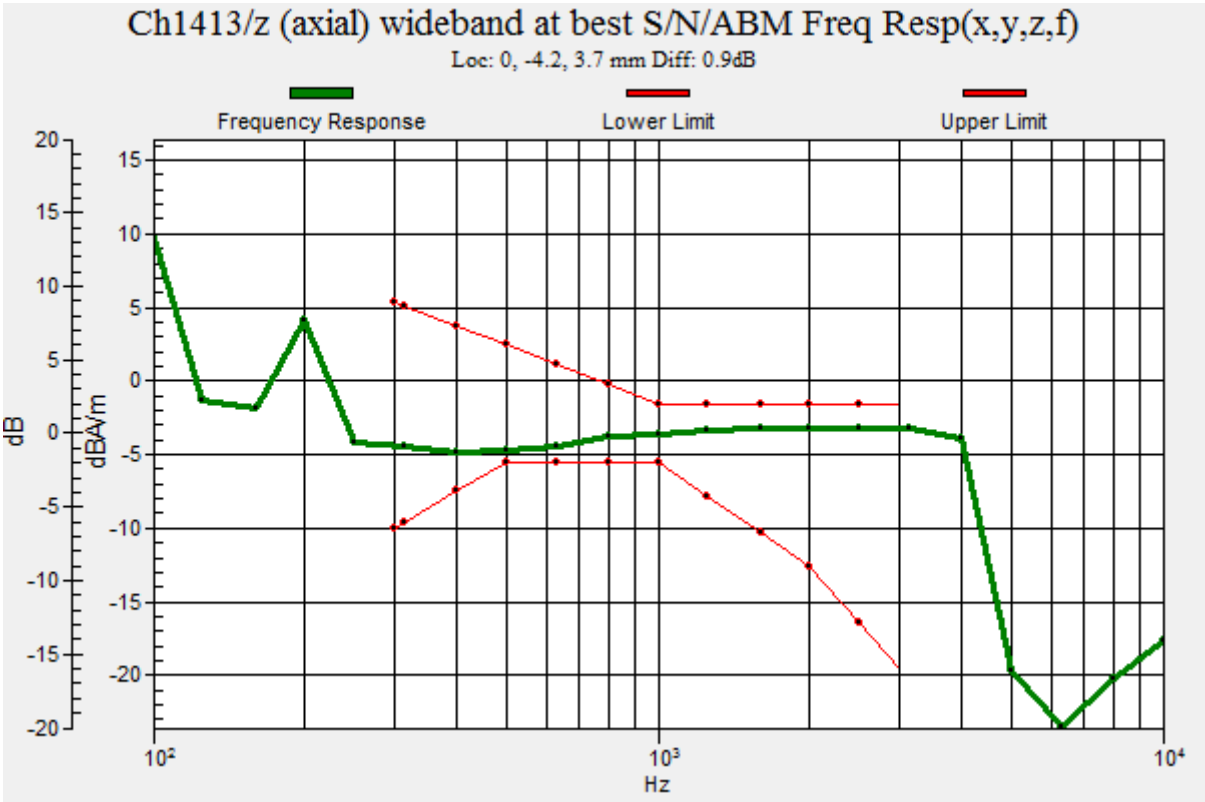
Ch1413/z (axial) wideband at best S/N/ABM Freq Resp(x,y,z,f)
Loc: 0, -4.2, 3.7 mm Diff: 0.9dB
Frequency Response
Lower Limit
Upper Limit
dB
dBA/m
Hz

HAC_T-Coil_WCDMA Band IV_AMR 12.12Kbps_Ch1413_Y

Communication System: UID 10011 - CAB, UMTS-FDD (WCDMA); Frequency: 1732.4 MHz;Duty Cycle: 1:1.95434
Medium: Air Medium parameters used: $\sigma = 0$ S/m, $\varepsilon_r = 1$; $\rho = 0$ kg/m^3
Ambient Temperature：23.2 ℃

DASY5 Configuration:
- Probe: AM1DV2 - 1048; Calibrated: 2022.02.22
- Sensor-Surface: 0mm (Fix Surface)
- Electronics: DAE4 Sn480; Calibrated: 2021.06.22
- Phantom: HAC Test Arch with AMCC; Type: SD HAC P01 BA;
- Measurement SW: DASY52, Version 52.8 (8); SEMCAD X Version 14.6.10 (7331)

Ch1413/y (transversal) 4.2mm 50 x 50/ABM SNR(x,y,z) (13x13x1): Measurement grid: dx=10mm, dy=10mm
ABM1/ABM2 = 33.80 dB
ABM1 comp = -4.59 dBA/m
BWC Factor = 0.0024 dB
Location: 4.2, -16.7, 3.7 mm



0 dB = 48.96 = 33.80 dB

HAC_T-Coil_WCDMA Band V_AMR 12.12Kbps_Ch4182_Z

Communication System: UID 10011 - CAB, UMTS-FDD (WCDMA); Frequency: 836.4 MHz;Duty Cycle: 1:1.95434
Medium: Air Medium parameters used: $\sigma = 0$ S/m, $\varepsilon_r = 1$; $\rho = 0$ kg/m^3
Ambient Temperature：23.2 ℃

DASY5 Configuration:
- Probe: AM1DV2 - 1048; Calibrated: 2022.02.22
- Sensor-Surface: 0mm (Fix Surface)
- Electronics: DAE4 Sn480; Calibrated: 2021.06.22
- Phantom: HAC Test Arch with AMCC; Type: SD HAC P01 BA;
- Measurement SW: DASY52, Version 52.8 (8); SEMCAD X Version 14.6.10 (7331)

Ch4182/z (axial) 4.2mm 50 x 50/ABM SNR(x,y,z) (13x13x1): Measurement grid: dx=10mm, dy=10mm
ABM1/ABM2 = 34.06 dB
ABM1 comp = -8.60 dBA/m
BWC Factor = 0.0024 dB
Location: -4.2, -12.5, 3.7 mm



0 dB = 50.47 = 34.06 dB

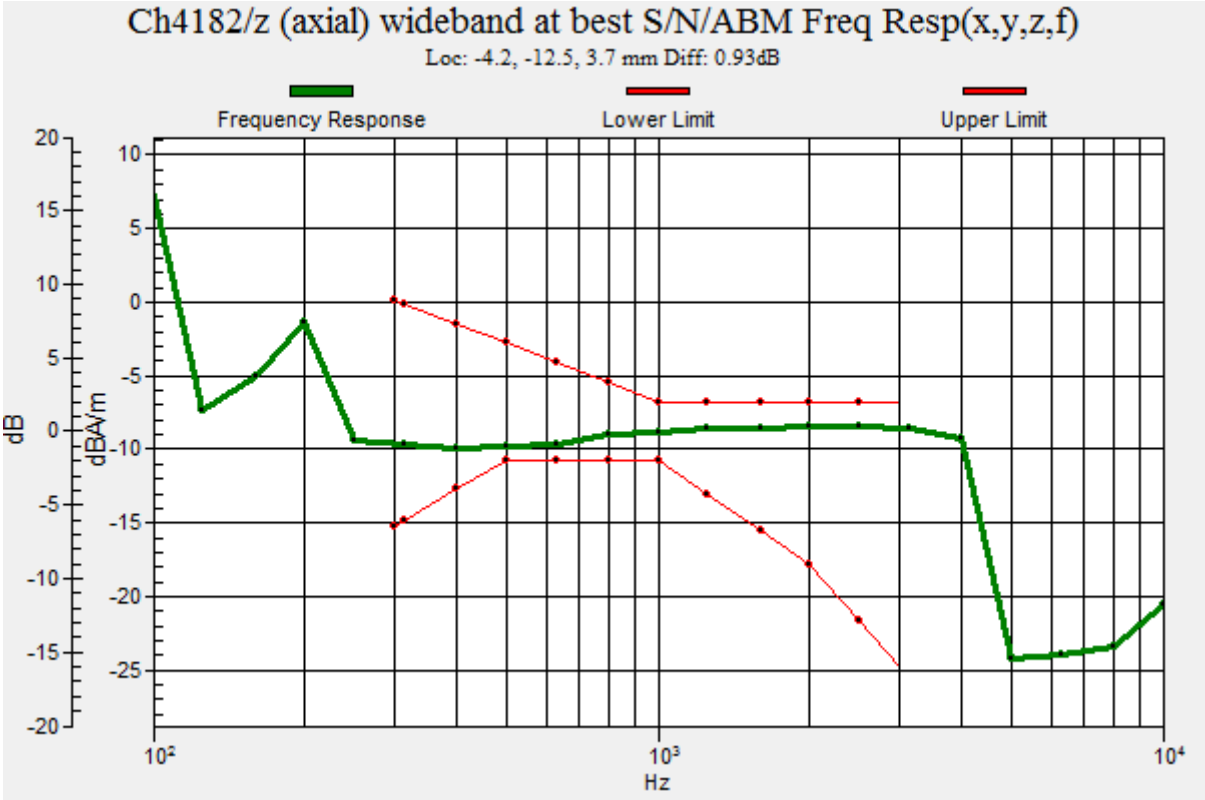
Ch4182/z (axial) wideband at best S/N/ABM Freq Resp(x,y,z,f)
Loc: -4.2, -12.5, 3.7 mm Diff: 0.93dB
Frequency Response
Lower Limit
Upper Limit
dB
dBA/m
Hz

HAC_T-Coil_WCDMA Band V_AMR 12.12Kbps_Ch4182_Y

Communication System: UID 10011 - CAB, UMTS-FDD (WCDMA); Frequency: 836.4 MHz;Duty Cycle: 1:1.95434
Medium: Air Medium parameters used: $\sigma = 0$ S/m, $\varepsilon_r = 1$; $\rho = 0$ kg/m^3
Ambient Temperature：23.2 ℃

DASY5 Configuration:
- Probe: AM1DV2 - 1048; Calibrated: 2021.02.22
- Sensor-Surface: 0mm (Fix Surface)
- Electronics: DAE4 Sn480; Calibrated: 2021.06.22
- Phantom: HAC Test Arch with AMCC; Type: SD HAC P01 BA;
- Measurement SW: DASY52, Version 52.8 (8); SEMCAD X Version 14.6.10 (7331)

Ch4182/y (transversal) 4.2mm 50 x 50/ABM SNR(x,y,z) (13x13x1): Measurement grid: dx=10mm, dy=10mm
ABM1/ABM2 = 33.84 dB
ABM1 comp = -3.91 dBA/m
BWC Factor = 0.0024 dB
Location: 8.3, -16.7, 3.7 mm



0 dB = 49.18 = 33.84 dB

HAC_T-Coil_CDMA 2000_BC0_Ch384_Z

Communication System: UID 10276 - CAB, CDMA2000 (1xRTT, RC1, 1/8 Rate); Frequency: 836.52 MHz;Duty Cycle: 1:19.8153
Medium: Air Medium parameters used: $\sigma = 0$ S/m, $\varepsilon_r = 1$; $\rho = 0$ kg/m^3
Ambient Temperature：23.2 ℃

DASY5 Configuration:
- Probe: AM1DV2 - 1048; Calibrated: 2022.02.22
- Sensor-Surface: 0mm (Fix Surface)
- Electronics: DAE4 Sn480; Calibrated: 2021.06.22
- Phantom: HAC Test Arch with AMCC; Type: SD HAC P01 BA;
- Measurement SW: DASY52, Version 52.8 (8); SEMCAD X Version 14.6.10 (7331)

Ch384/z (axial) 4.2mm 50 x 50/ABM SNR(x,y,z) (13x13x1): Measurement grid: dx=10mm, dy=10mm
ABM1/ABM2 = 34.04 dB
ABM1 comp = -0.70 dBA/m
BWC Factor = -0.0065 dB
Location: 0, -8.3, 3.7 mm



0 dB = 50.33 = 34.04 dB

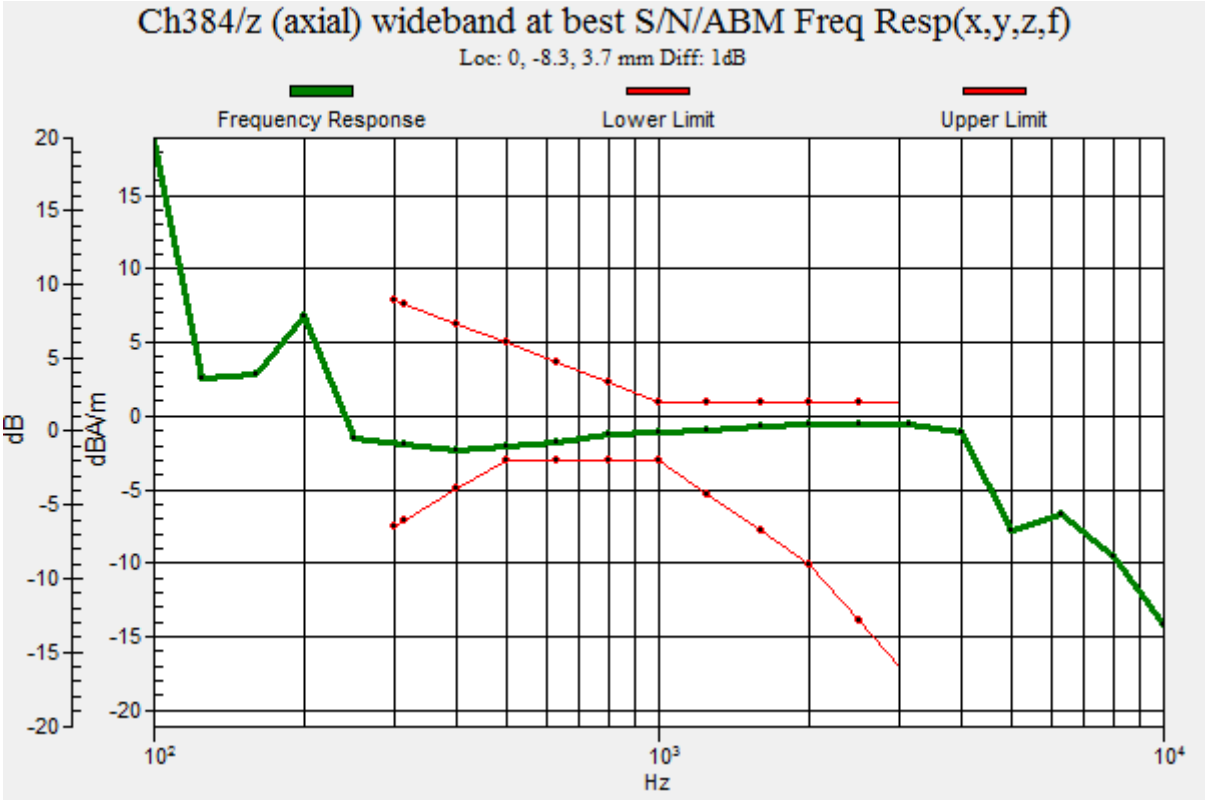
Ch384/z (axial) wideband at best S/N/ABM Freq Resp(x,y,z,f)
Loc: 0, -8.3, 3.7 mm Diff: 1dB
Frequency Response
Lower Limit
Upper Limit
dB
dBA/m
Hz

HAC_T-Coil_CDMA 2000_BC0_Ch384_Y

Communication System: UID 10276 - CAB, CDMA2000 (1xRTT, RC1, 1/8 Rate); Frequency: 836.52 MHz;Duty Cycle: 1:19.8153
Medium: Air Medium parameters used: $\sigma = 0$ S/m, $\varepsilon_r = 1$; $\rho = 0$ kg/m^3
Ambient Temperature：23.2 ℃

DASY5 Configuration:
- Probe: AM1DV2 - 1048; Calibrated: 2022.02.22
- Sensor-Surface: 0mm (Fix Surface)
- Electronics: DAE4 Sn480; Calibrated: 2021.06.22
- Phantom: HAC Test Arch with AMCC; Type: SD HAC P01 BA;
- Measurement SW: DASY52, Version 52.8 (8); SEMCAD X Version 14.6.10 (7331)

Ch384/y (transversal) 4.2mm 50 x 50/ABM SNR(x,y,z) (13x13x1): Measurement grid: dx=10mm, dy=10mm
ABM1/ABM2 = 33.81 dB
ABM1 comp = -4.62 dBA/m
BWC Factor = -0.0065 dB
Location: 8.3, -12.5, 3.7 mm



0 dB = 49.01 = 33.81 dB

HAC_T-Coil_CDMA 2000_BC1_Ch600_Z

Communication System: UID 10276 - CAB, CDMA2000 (1xRTT, RC1, 1/8 Rate); Frequency: 1880 MHz;Duty Cycle: 1:19.8153
Medium: Air Medium parameters used: $\sigma = 0$ S/m, $\varepsilon_r = 1$; $\rho = 0$ kg/m^3
Ambient Temperature：23.2 ℃

DASY5 Configuration:
- Probe: AM1DV2 - 1048; Calibrated: 2022.02.22
- Sensor-Surface: 0mm (Fix Surface)
- Electronics: DAE4 Sn480; Calibrated: 2021.06.22
- Phantom: HAC Test Arch with AMCC; Type: SD HAC P01 BA;
- Measurement SW: DASY52, Version 52.8 (8); SEMCAD X Version 14.6.10 (7331)

Ch600/z (axial) 4.2mm 50 x 50/ABM SNR(x,y,z) (13x13x1): Measurement grid: dx=10mm, dy=10mm
ABM1/ABM2 = 33.62 dB
ABM1 comp = -3.47 dBA/m
BWC Factor = 0.03 dB
Location: 0, -8.3, 3.7 mm



0 dB = 47.96 = 33.62 dB

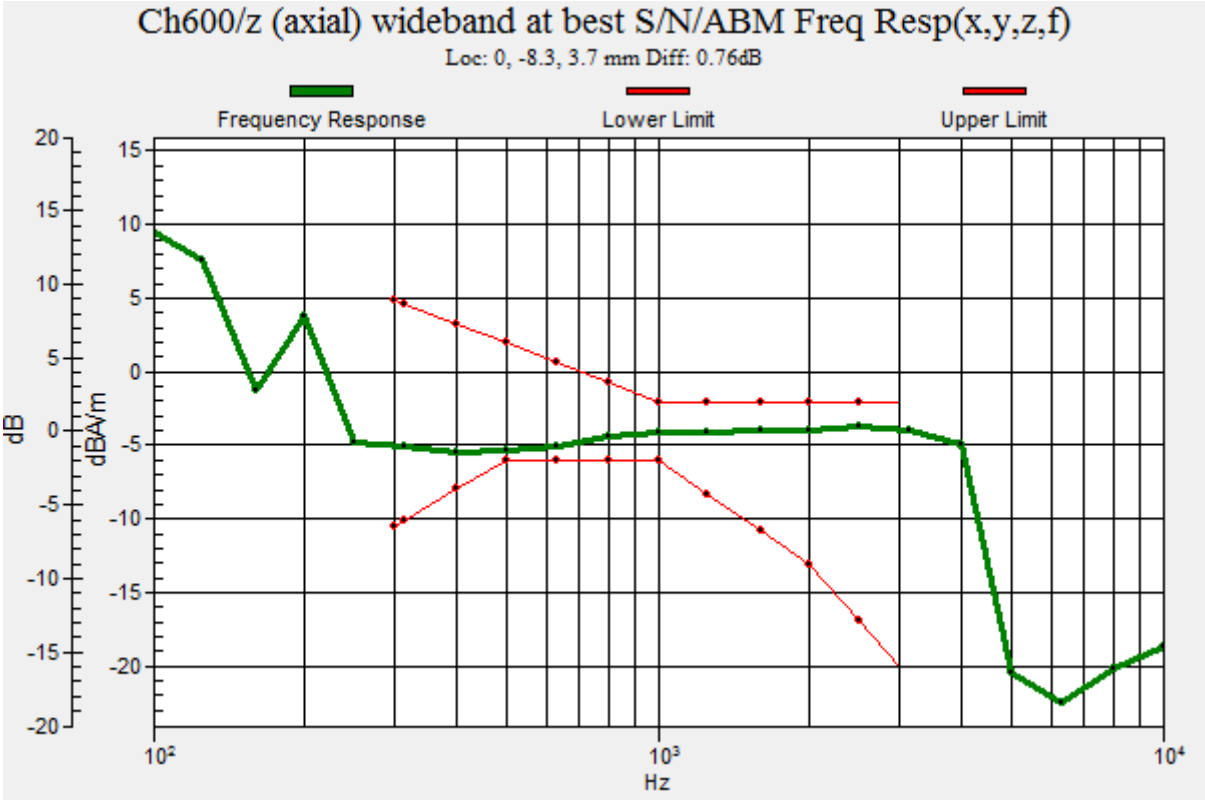
Ch600/z (axial) wideband at best S/N/ABM Freq Resp(x,y,z,f)
Loc: 0, -8.3, 3.7 mm Diff: 0.76dB
Frequency Response
Lower Limit
Upper Limit
dB
dBA/m
Hz

HAC_T-Coil_CDMA 2000_BC1_Ch600_Y

Communication System: UID 10276 - CAB, CDMA2000 (1xRTT, RC1, 1/8 Rate); Frequency: 1880 MHz;Duty Cycle: 1:19.8153
Medium: Air Medium parameters used: $\sigma = 0$ S/m, $\varepsilon_r = 1$; $\rho = 0$ kg/m^3
Ambient Temperature：23.2 ℃

DASY5 Configuration:
- Probe: AM1DV2 - 1048; Calibrated: 2022.02.22
- Sensor-Surface: 0mm (Fix Surface)
- Electronics: DAE4 Sn480; Calibrated: 2021.06.22
- Phantom: HAC Test Arch with AMCC; Type: SD HAC P01 BA;
- Measurement SW: DASY52, Version 52.8 (8); SEMCAD X Version 14.6.10 (7331)

Ch600/y (transversal) 4.2mm 50 x 50/ABM SNR(x,y,z) (13x13x1): Measurement grid: dx=10mm, dy=10mm
ABM1/ABM2 = 33.30 dB
ABM1 comp = -6.77 dBA/m
BWC Factor = 0.03 dB
Location: 0, -12.5, 3.7 mm



0 dB = 46.26 = 33.30 dB

HAC_T-Coil_LTE Band 2_20MHz_QPSK_1RB_0offset_12.2Kbps_Ch18900_Z

Communication System: UID 10169 - CAB, LTE-FDD (SC-FDMA, 1 RB, 20 MHz, QPSK);
Frequency: 1880 MHz;Duty Cycle: 1:3.74111
Medium: Air Medium parameters used: $\sigma = 0$ S/m, $\varepsilon_r = 1$; $\rho = 0$ kg/m^3
Ambient Temperature：23.2 ℃

DASY5 Configuration:
- Probe: AM1DV2 - 1048; Calibrated: 2022.02.22
- Sensor-Surface: 0mm (Fix Surface)
- Electronics: DAE4 Sn480; Calibrated: 2021.06.22
- Phantom: HAC Test Arch with AMCC; Type: SD HAC P01 BA;
- Measurement SW: DASY52, Version 52.8 (8); SEMCAD X Version 14.6.10 (7331)

Ch18900/z (axial) 4.2mm 50 x 50/ABM SNR(x,y,z) (13x15x1): Measurement grid: dx=10mm, dy=10mm
ABM1/ABM2 = 43.22 dB
ABM1 comp = -1.16 dBA/m
BWC Factor = -0.009 dB
Location: 8.3, -0.8, 3.7 mm

0 dB = 144.8 = 43.22 dB

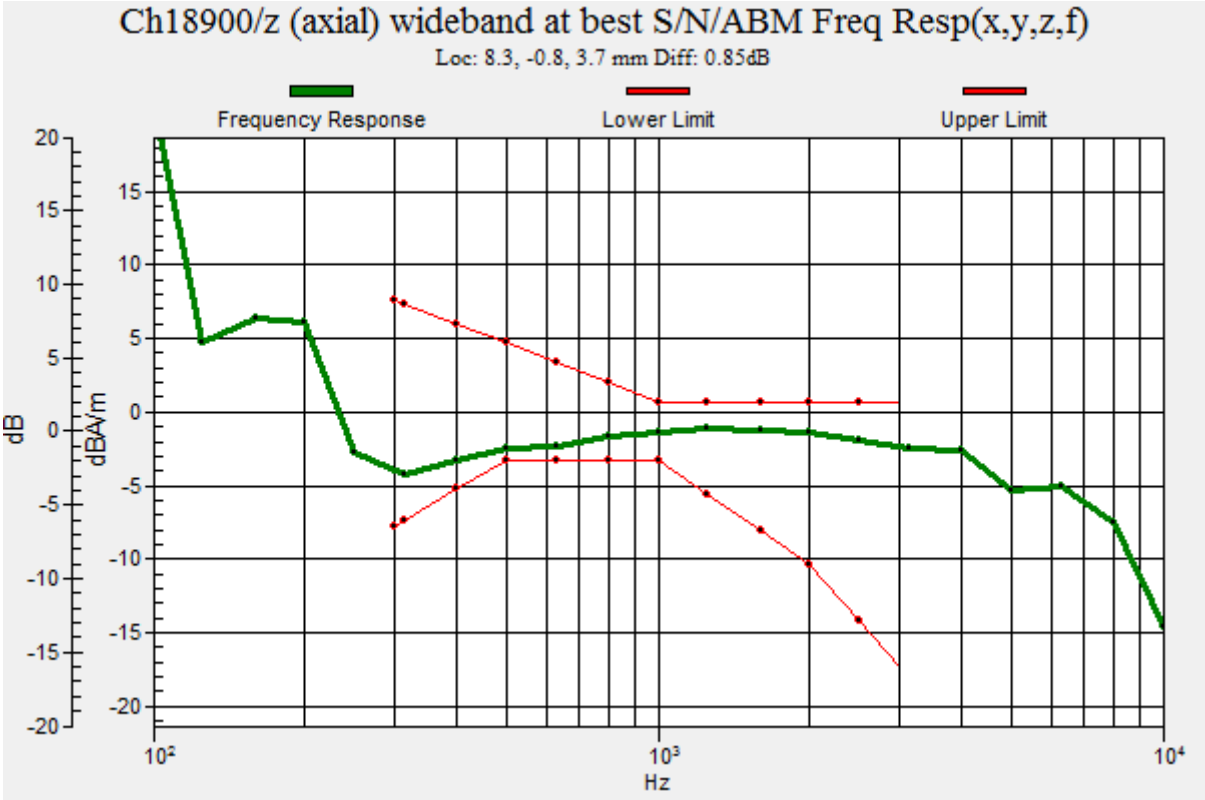
Ch18900/z (axial) wideband at best S/N/ABM Freq Resp(x,y,z,f)
Loc: 8.3, -0.8, 3.7 mm Diff: 0.85dB
Frequency Response
Lower Limit
Upper Limit
dB
dBA/m
Hz

HAC_T-Coil_LTE Band 2_20MHz_QPSK_1RB_0offset_12.2Kbps_Ch18900_Y

Communication System: UID 10169 - CAB, LTE-FDD (SC-FDMA, 1 RB, 20 MHz, QPSK);
Frequency: 1880 MHz;Duty Cycle: 1:3.74111
Medium: Air Medium parameters used: $\sigma = 0$ S/m, $\varepsilon_r = 1$; $\rho = 0$ kg/m^3
Ambient Temperature：23.2 ℃

DASY5 Configuration:
- Probe: AM1DV2 - 1048; Calibrated: 2022.02.22
- Sensor-Surface: 0mm (Fix Surface)
- Electronics: DAE4 Sn480; Calibrated: 2021.06.22
- Phantom: HAC Test Arch with AMCC; Type: SD HAC P01 BA;
- Measurement SW: DASY52, Version 52.8 (8); SEMCAD X Version 14.6.10 (7331)

Ch18900/y (transversal) 4.2mm 50 x 50/ABM SNR(x,y,z) (13x15x1): Measurement grid: dx=10mm, dy=10mm
ABM1/ABM2 = 38.45 dB
ABM1 comp = -8.76 dBA/m
BWC Factor = -0.009 dB
Location: 4.2, 11.7, 3.7 mm



0 dB = 83.68 = 38.45 dB

HAC_T-Coil_LTE Band 4_20MHz_QPSK_1RB_0offset_12.2Kbps_Ch20175_Z

Communication System: UID 10169 - CAB, LTE-FDD (SC-FDMA, 1 RB, 20 MHz, QPSK);
Frequency: 1732.5 MHz;Duty Cycle: 1:3.74111
Medium: Air Medium parameters used: $\sigma = 0$ S/m, $\varepsilon_r = 1$; $\rho = 0$ kg/m^3
Ambient Temperature：23.2 ℃

DASY5 Configuration:
- Probe: AM1DV2 - 1048; Calibrated: 2022.02.22
- Sensor-Surface: 0mm (Fix Surface)
- Electronics: DAE4 Sn480; Calibrated: 2021.06.22
- Phantom: HAC Test Arch with AMCC; Type: SD HAC P01 BA;
- Measurement SW: DASY52, Version 52.8 (8); SEMCAD X Version 14.6.10 (7331)

Ch20175/z (axial) 4.2mm 50 x 50/ABM SNR(x,y,z) (13x15x1): Measurement grid: dx=10mm, dy=10mm
ABM1/ABM2 = 42.77 dB
ABM1 comp = -1.01 dBA/m
BWC Factor = -0.01 dB
Location: 4.2, 3.3, 3.7 mm



0 dB = 137.6 = 42.77 dB

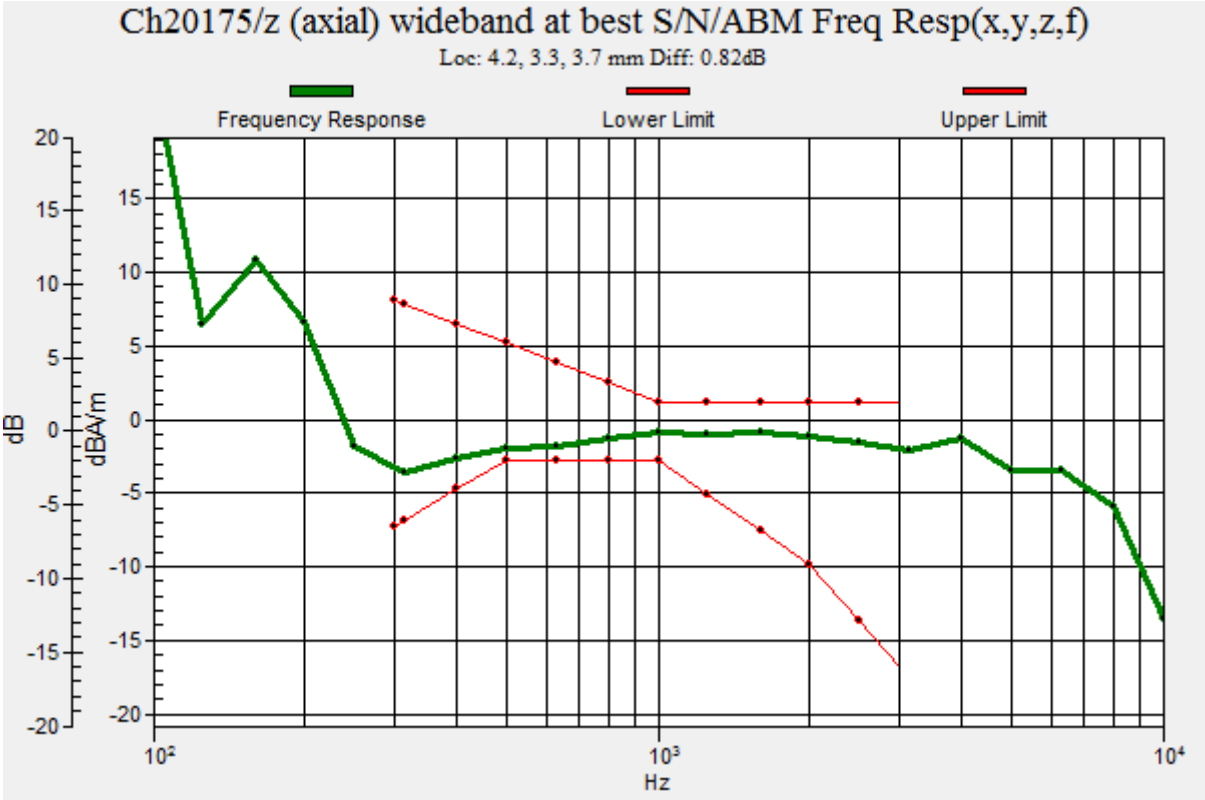
Ch20175/z (axial) wideband at best S/N/ABM Freq Resp(x,y,z,f)
Loc: 4.2, 3.3, 3.7 mm Diff: 0.82dB
Frequency Response
Lower Limit
Upper Limit
dB
dBA/m
Hz

HAC_T-Coil_LTE Band 4_20MHz_QPSK_1RB_0offset_12.2Kbps_Ch20175_Y

Communication System: UID 10169 - CAB, LTE-FDD (SC-FDMA, 1 RB, 20 MHz, QPSK);
Frequency: 1732.5 MHz;Duty Cycle: 1:3.74111
Medium: Air Medium parameters used: $\sigma = 0$ S/m, $\varepsilon_r = 1$; $\rho = 0$ kg/m^3
Ambient Temperature：23.2 ℃

DASY5 Configuration:
- Probe: AM1DV2 - 1048; Calibrated: 2022.02.22
- Sensor-Surface: 0mm (Fix Surface)
- Electronics: DAE4 Sn480; Calibrated: 2021.06.22
- Phantom: HAC Test Arch with AMCC; Type: SD HAC P01 BA;
- Measurement SW: DASY52, Version 52.8 (8); SEMCAD X Version 14.6.10 (7331)

Ch20175/y (transversal) 4.2mm 50 x 50/ABM SNR(x,y,z) (13x15x1): Measurement grid: dx=10mm, dy=10mm
ABM1/ABM2 = 38.42 dB
ABM1 comp = -8.75 dBA/m
BWC Factor = -0.01 dB
Location: 4.2, 11.7, 3.7 mm



0 dB = 83.41 = 38.42 dB

HAC_T-Coil_LTE Band 5_10MHz_QPSK_1RB_0offset_12.2Kbps_Ch20525_Z

Communication System: UID 10175 - CAB, LTE-FDD (SC-FDMA, 1 RB, 10 MHz, QPSK);
Frequency: 836.5 MHz;Duty Cycle: 1:3.7325
Medium: Air Medium parameters used: $\sigma = 0$ S/m, $\varepsilon_r = 1$; $\rho = 0$ kg/m^3
Ambient Temperature：23.2 ℃

DASY5 Configuration:
- Probe: AM1DV2 - 1048; Calibrated: 2022.02.22
- Sensor-Surface: 0mm (Fix Surface)
- Electronics: DAE4 Sn480; Calibrated: 2021.06.22
- Phantom: HAC Test Arch with AMCC; Type: SD HAC P01 BA;
- Measurement SW: DASY52, Version 52.8 (8); SEMCAD X Version 14.6.10 (7331)

Ch20525/z (axial) 4.2mm 50 x 50/ABM SNR(x,y,z) (13x15x1): Measurement grid: dx=10mm, dy=10mm
ABM1/ABM2 = 38.01 dB
ABM1 comp = -1.11 dBA/m
BWC Factor = -0.02 dB
Location: 8.3, -9.2, 3.7 mm



0 dB = 79.55 = 38.01 dB

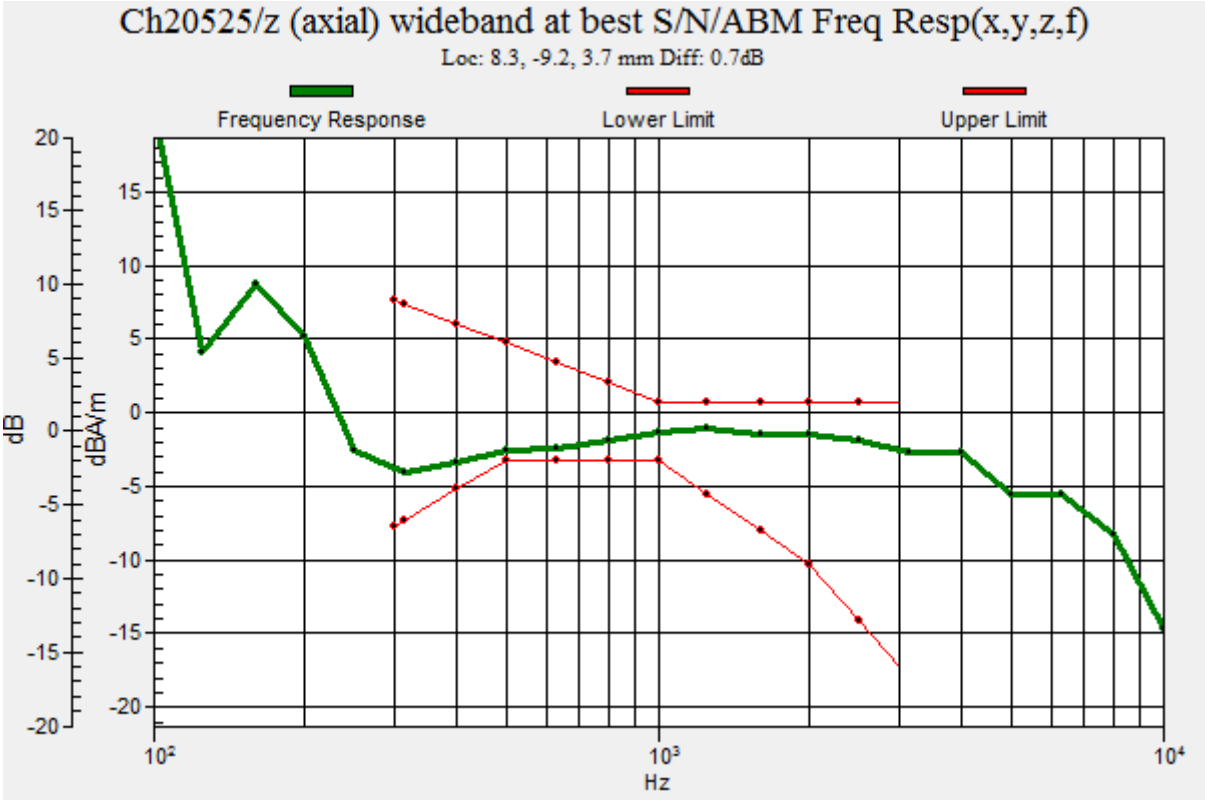
Ch20525/z (axial) wideband at best S/N/ABM Freq Resp(x,y,z,f)
Loc: 8.3, -9.2, 3.7 mm Diff: 0.7dB
Frequency Response
Lower Limit
Upper Limit
dB
dBA/m
Hz

HAC_T-Coil_LTE Band 5_10MHz_QPSK_1RB_0offset_12.2Kbps_Ch20525_Y

Communication System: UID 10175 - CAB, LTE-FDD (SC-FDMA, 1 RB, 10 MHz, QPSK);
Frequency: 836.5 MHz;Duty Cycle: 1:3.7325
Medium: Air Medium parameters used: $\sigma = 0$ S/m, $\varepsilon_r = 1$; $\rho = 0$ kg/m^3
Ambient Temperature：23.2 ℃

DASY5 Configuration:
- Probe: AM1DV2 - 1048; Calibrated: 2021.02.22
- Sensor-Surface: 0mm (Fix Surface)
- Electronics: DAE4 Sn480; Calibrated: 2021.06.22
- Phantom: HAC Test Arch with AMCC; Type: SD HAC P01 BA;
- Measurement SW: DASY52, Version 52.8 (8); SEMCAD X Version 14.6.10 (7331)

Ch20525/y (transversal) 4.2mm 50 x 50/ABM SNR(x,y,z) (13x15x1): Measurement grid: dx=10mm, dy=10mm
ABM1/ABM2 = 37.92 dB
ABM1 comp = -8.26 dBA/m
BWC Factor = -0.02 dB
Location: 4.2, -13.3, 3.7 mm



0 dB = 78.68 = 37.92 dB

HAC_T-Coil_LTE Band 7_20MHz_QPSK_1RB_0offset_12.2Kbps_Ch21100_Z

Communication System: UID 10169 - CAB, LTE-FDD (SC-FDMA, 1 RB, 20 MHz, QPSK);
Frequency: 2535 MHz;Duty Cycle: 1:3.74111
Medium: Air Medium parameters used: $\sigma = 0$ S/m, $\varepsilon_r = 1$; $\rho = 0$ kg/m^3
Ambient Temperature：23.2 ℃

DASY5 Configuration:
- Probe: AM1DV2 - 1048; Calibrated: 2022.02.22
- Sensor-Surface: 0mm (Fix Surface)
- Electronics: DAE4 Sn480; Calibrated: 2021.06.22
- Phantom: HAC Test Arch with AMCC; Type: SD HAC P01 BA;
- Measurement SW: DASY52, Version 52.8 (8); SEMCAD X Version 14.6.10 (7331)

Ch21100/z (axial) 4.2mm 50 x 50/ABM SNR(x,y,z) (13x15x1): Measurement grid: dx=10mm, dy=10mm
ABM1/ABM2 = 44.73 dB
ABM1 comp = 6.05 dBA/m
BWC Factor = 0.00069 dB
Location: 4.2, -5, 3.7 mm



0 dB = 172.3 = 44.73 dB

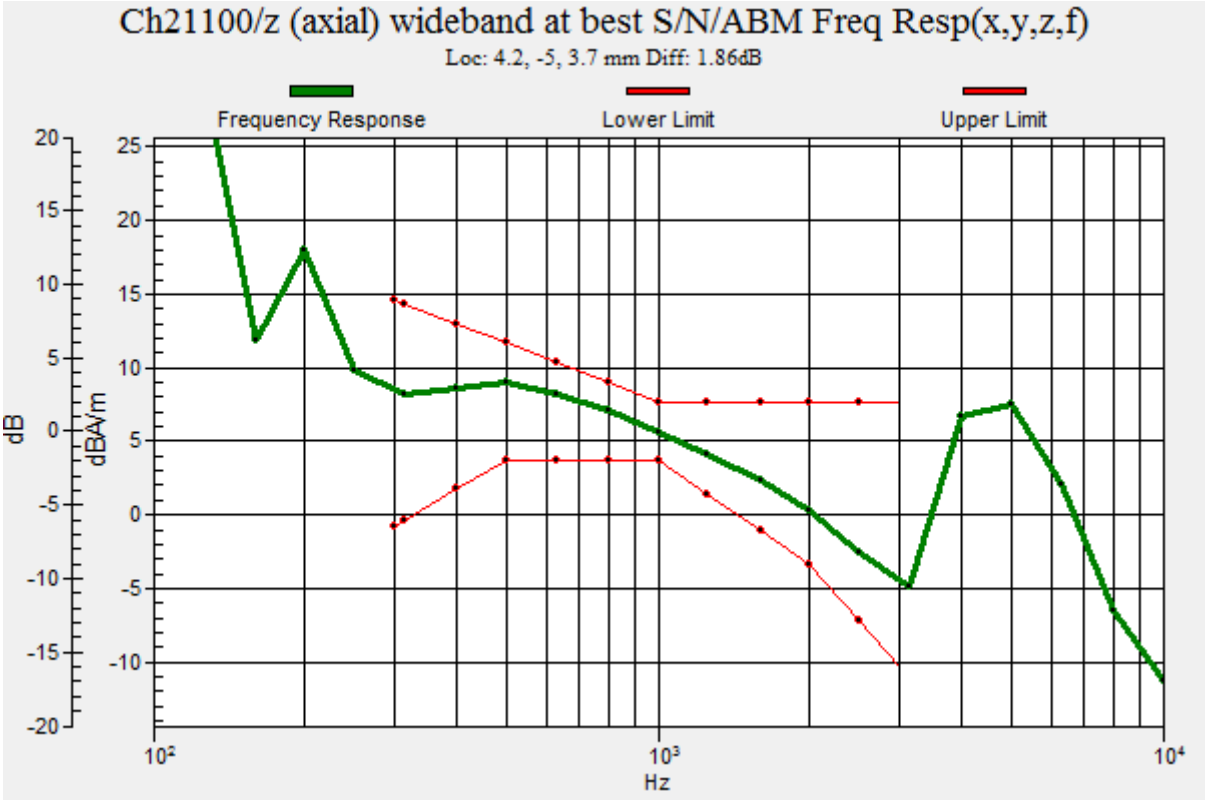
Ch21100/z (axial) wideband at best S/N/ABM Freq Resp(x,y,z,f)
Loc: 4.2, -5, 3.7 mm Diff: 1.86dB
Frequency Response
Lower Limit
Upper Limit
dB
dBA/m
Hz

HAC_T-Coil_LTE Band 7_20MHz_QPSK_1RB_0offset_12.2Kbps_Ch21100_Y

Communication System: UID 10169 - CAB, LTE-FDD (SC-FDMA, 1 RB, 20 MHz, QPSK);
Frequency: 2535 MHz;Duty Cycle: 1:3.74111
Medium: Air Medium parameters used: $\sigma = 0$ S/m, $\varepsilon_r = 1$; $\rho = 0$ kg/m^3
Ambient Temperature：23.2 ℃

DASY5 Configuration:
- Probe: AM1DV2 - 1048; Calibrated: 2022.02.22
- Sensor-Surface: 0mm (Fix Surface)
- Electronics: DAE4 Sn480; Calibrated: 2021.06.22
- Phantom: HAC Test Arch with AMCC; Type: SD HAC P01 BA;
- Measurement SW: DASY52, Version 52.8 (8); SEMCAD X Version 14.6.10 (7331)

Ch21100/y (transversal) 4.2mm 50 x 50/ABM SNR(x,y,z) (13x15x1): Measurement grid: dx=10mm, dy=10mm
ABM1/ABM2 = 42.99 dB
ABM1 comp = -2.06 dBA/m
BWC Factor = 0.00069 dB
Location: 4.2, -13.3, 3.7 mm



0 dB = 141.0 = 42.98 dB

HAC_T-Coil_LTE Band 12_10MHz_QPSK_1RB_0offset_12.2Kbps_Ch23095_Z

Communication System: UID 10175 - CAB, LTE-FDD (SC-FDMA, 1 RB, 10 MHz, QPSK);
Frequency: 707.5 MHz;Duty Cycle: 1:3.7325
Medium: Air Medium parameters used: $\sigma = 0$ S/m, $\varepsilon_r = 1$; $\rho = 0$ kg/m^3
Ambient Temperature：23.2 ℃

DASY5 Configuration:
- Probe: AM1DV2 - 1048; Calibrated: 2022.02.22
- Sensor-Surface: 0mm (Fix Surface)
- Electronics: DAE4 Sn480; Calibrated: 2021.06.22
- Phantom: HAC Test Arch with AMCC; Type: SD HAC P01 BA;
- Measurement SW: DASY52, Version 52.8 (8); SEMCAD X Version 14.6.10 (7331)

Ch23095/z (axial) 4.2mm 50 x 50/ABM SNR(x,y,z) (13x15x1): Measurement grid: dx=10mm, dy=10mm
ABM1/ABM2 = 44.57 dB
ABM1 comp = 7.73 dBA/m
BWC Factor = 0.0041 dB
Location: 8.3, -5, 3.7 mm



0 dB = 169.3 = 44.57 dB

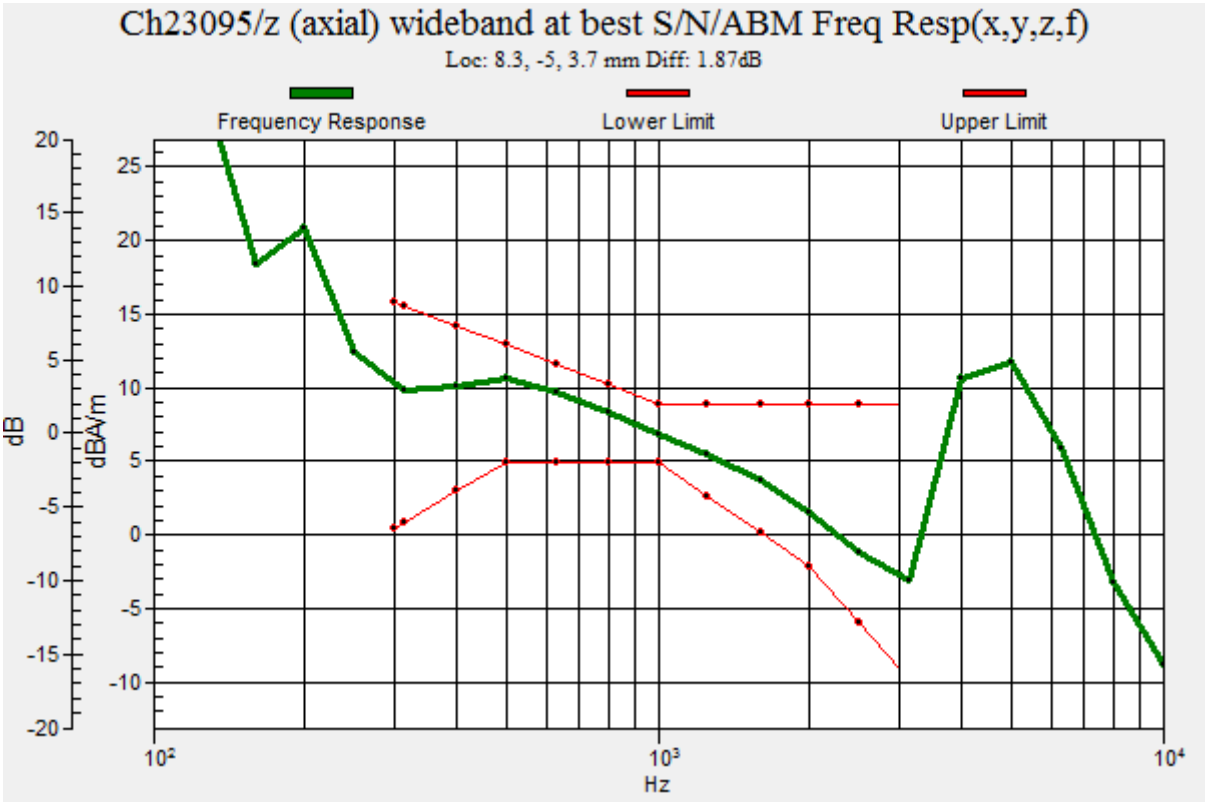
Ch23095/z (axial) wideband at best S/N/ABM Freq Resp(x,y,z,f)
Loc: 8.3, -5, 3.7 mm Diff: 1.87dB
Frequency Response
Lower Limit
Upper Limit
dB
dBA/m
Hz

HAC_T-Coil_LTE Band 12_10MHz_QPSK_1RB_0offset_12.2Kbps_Ch23095_Y

Communication System: UID 10175 - CAB, LTE-FDD (SC-FDMA, 1 RB, 10 MHz, QPSK);
Frequency: 707.5 MHz;Duty Cycle: 1:3.7325
Medium: Air Medium parameters used: $\sigma = 0$ S/m, $\varepsilon_r = 1$; $\rho = 0$ kg/m^3
Ambient Temperature：23.2 ℃

DASY5 Configuration:
- Probe: AM1DV2 - 1048; Calibrated: 2022.02.22
- Sensor-Surface: 0mm (Fix Surface)
- Electronics: DAE4 Sn480; Calibrated: 2021.06.22
- Phantom: HAC Test Arch with AMCC; Type: SD HAC P01 BA;
- Measurement SW: DASY52, Version 52.8 (8); SEMCAD X Version 14.6.10 (7331)

Ch23095/y (transversal) 4.2mm 50 x 50/ABM SNR(x,y,z) (13x15x1): Measurement grid: dx=10mm, dy=10mm
ABM1/ABM2 = 43.62 dB
ABM1 comp = -0.56 dBA/m
BWC Factor = 0.0041 dB
Location: 4.2, -13.3, 3.7 mm



0 dB = 151.7 = 43.62 dB

HAC_T-Coil_LTE Band 17_10MHz_QPSK_1RB_0offset_12.2Kbps_Ch23790_Z

Communication System: UID 10175 - CAB, LTE-FDD (SC-FDMA, 1 RB, 10 MHz, QPSK);
Frequency: 710 MHz;Duty Cycle: 1:3.7325
Medium: Air Medium parameters used: $\sigma = 0$ S/m, $\varepsilon_r = 1$; $\rho = 0$ kg/m^3
Ambient Temperature：23.2 ℃

DASY5 Configuration:
- Probe: AM1DV2 - 1048; Calibrated: 2022.02.22
- Sensor-Surface: 0mm (Fix Surface)
- Electronics: DAE4 Sn480; Calibrated: 2021.06.22
- Phantom: HAC Test Arch with AMCC; Type: SD HAC P01 BA;
- Measurement SW: DASY52, Version 52.8 (8); SEMCAD X Version 14.6.10 (7331)

Ch23790/z (axial) 4.2mm 50 x 50/ABM SNR(x,y,z) (13x15x1): Measurement grid: dx=10mm, dy=10mm
ABM1/ABM2 = 44.61 dB
ABM1 comp = 7.69 dBA/m
BWC Factor = 0.005 dB
Location: 8.3, -0.8, 3.7 mm



0 dB = 169.9 = 44.60 dB

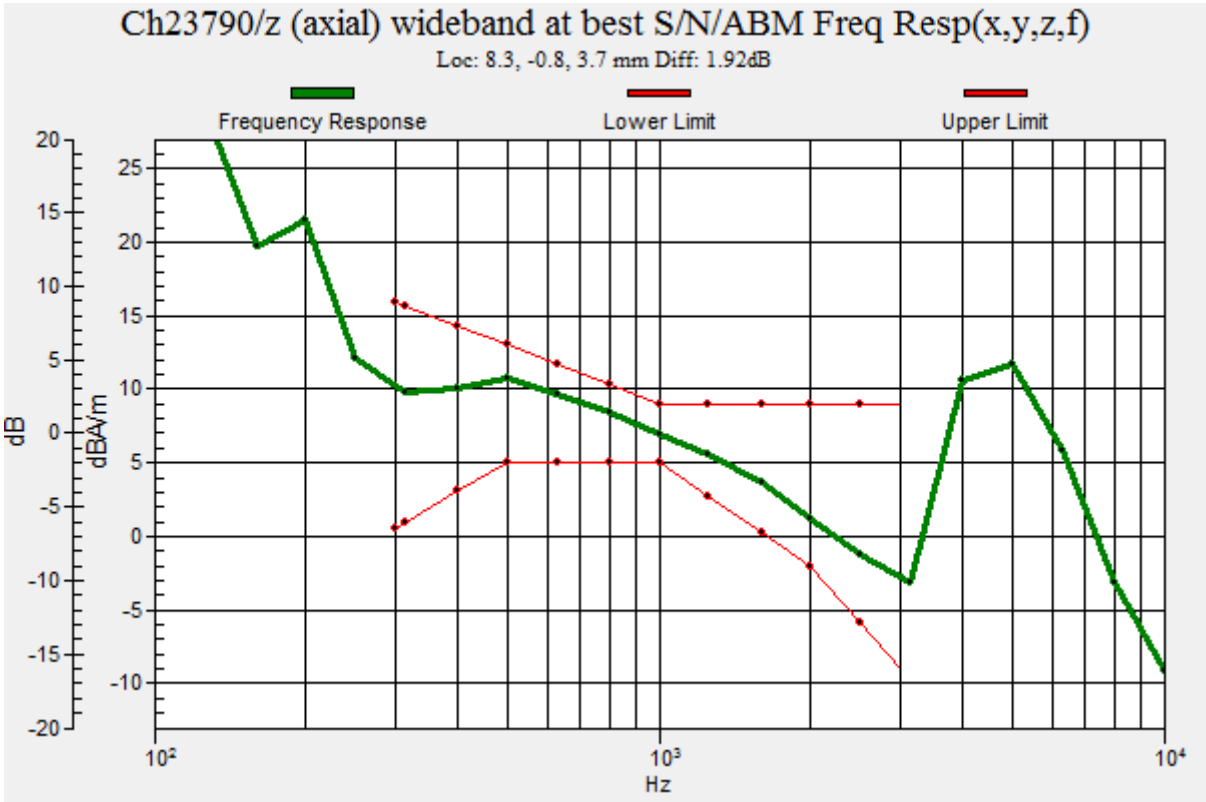
Ch23790/z (axial) wideband at best S/N/ABM Freq Resp(x,y,z,f)
Loc: 8.3, -0.8, 3.7 mm Diff: 1.92dB
Frequency Response
Lower Limit
Upper Limit
dB
dBA/m
Hz

HAC_T-Coil_LTE Band 17_10MHz_QPSK_1RB_0offset_12.2Kbps_Ch23790_Y

Communication System: UID 10175 - CAB, LTE-FDD (SC-FDMA, 1 RB, 10 MHz, QPSK);
Frequency: 710 MHz;Duty Cycle: 1:3.7325
Medium: Air Medium parameters used: $\sigma = 0$ S/m, $\varepsilon_r = 1$; $\rho = 0$ kg/m^3
Ambient Temperature：23.2 ℃

DASY5 Configuration:
- Probe: AM1DV2 - 1048; Calibrated: 2022.02.22
- Sensor-Surface: 0mm (Fix Surface)
- Electronics: DAE4 Sn480; Calibrated: 2021.06.22
- Phantom: HAC Test Arch with AMCC; Type: SD HAC P01 BA;
- Measurement SW: DASY52, Version 52.8 (8); SEMCAD X Version 14.6.10 (7331)

Ch23790/y (transversal) 4.2mm 50 x 50/ABM SNR(x,y,z) (13x15x1): Measurement grid: dx=10mm, dy=10mm
ABM1/ABM2 = 43.36 dB
ABM1 comp = -2.95 dBA/m
BWC Factor = 0.005 dB
Location: 0, -13.3, 3.7 mm



0 dB = 147.2 = 43.36 dB

HAC_T-Coil_LTE Band 18_15MHz_QPSK_1RB_0offset_12.2Kbps_Ch23925_Z

Communication System: UID 10181 - CAB, LTE-FDD (SC-FDMA, 1 RB, 15 MHz, QPSK);
Frequency: 822.5 MHz;Duty Cycle: 1:3.7325
Medium: Air Medium parameters used: $\sigma = 0$ S/m, $\varepsilon_r = 1$; $\rho = 0$ kg/m^3
Ambient Temperature：23.2 ℃

DASY5 Configuration:
- Probe: AM1DV2 - 1048; Calibrated: 2022.02.22
- Sensor-Surface: 0mm (Fix Surface)
- Electronics: DAE4 Sn480; Calibrated: 2021.06.22
- Phantom: HAC Test Arch with AMCC; Type: SD HAC P01 BA;
- Measurement SW: DASY52, Version 52.8 (8); SEMCAD X Version 14.6.10 (7331)

Ch23925/z (axial) 4.2mm 50 x 50/ABM SNR(x,y,z) (13x15x1): Measurement grid: dx=10mm, dy=10mm
ABM1/ABM2 = 44.85 dB
ABM1 comp = 3.75 dBA/m
BWC Factor = 0.002 dB
Location: 8.3, -9.2, 3.7 mm

0 dB = 174.7 = 44.85 dB

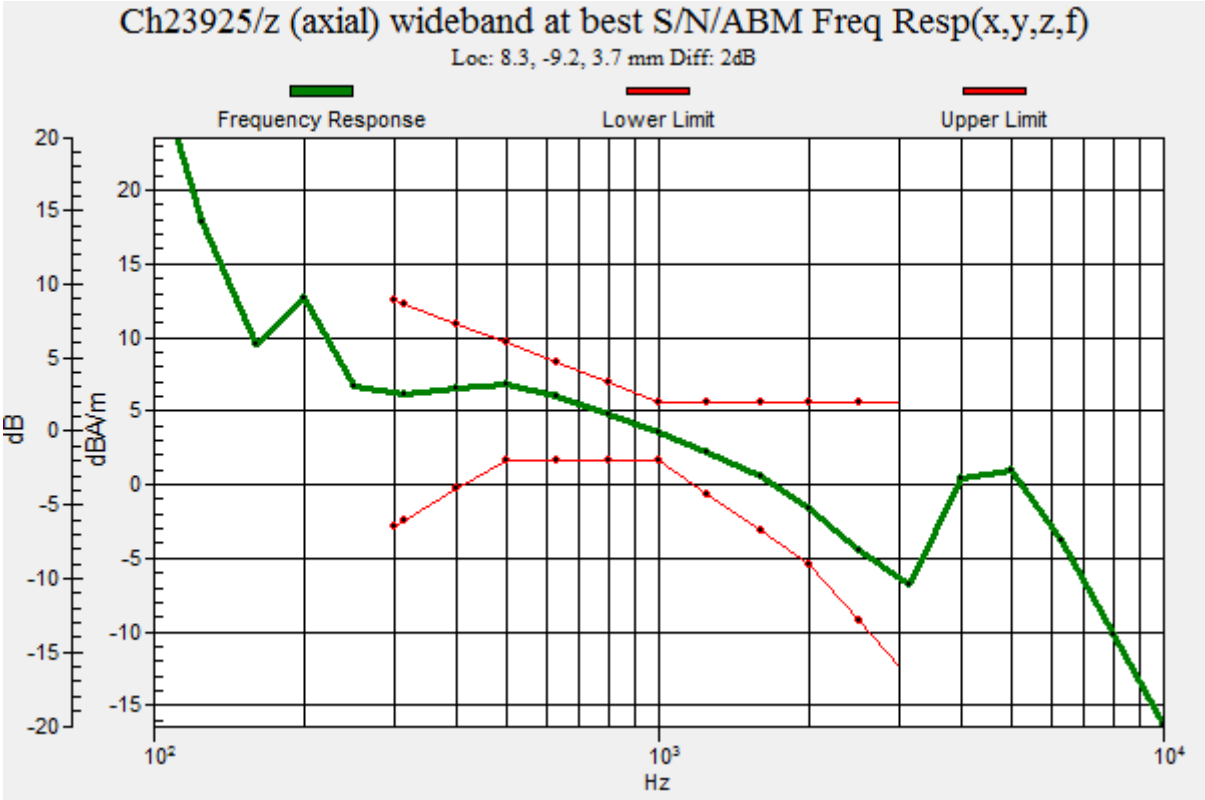
Ch23925/z (axial) wideband at best S/N/ABM Freq Resp(x,y,z,f)
Loc: 8.3, -9.2, 3.7 mm Diff: 2dB
Frequency Response
Lower Limit
Upper Limit
dB
dBA/m
Hz

HAC_T-Coil_LTE Band 18_15MHz_QPSK_1RB_0offset_12.2Kbps_Ch23925_Y

Communication System: UID 10181 - CAB, LTE-FDD (SC-FDMA, 1 RB, 15 MHz, QPSK);
Frequency: 822.5 MHz;Duty Cycle: 1:3.7325
Medium: Air Medium parameters used: $\sigma = 0$ S/m, $\varepsilon_r = 1$; $\rho = 0$ kg/m^3
Ambient Temperature：23.2 ℃

DASY5 Configuration:
- Probe: AM1DV2 - 1048; Calibrated: 2022.02.22
- Sensor-Surface: 0mm (Fix Surface)
- Electronics: DAE4 Sn480; Calibrated: 2021.06.22
- Phantom: HAC Test Arch with AMCC; Type: SD HAC P01 BA;
- Measurement SW: DASY52, Version 52.8 (8); SEMCAD X Version 14.6.10 (7331)

Ch23925/y (transversal) 4.2mm 50 x 50/ABM SNR(x,y,z) (13x15x1): Measurement grid: dx=10mm, dy=10mm
ABM1/ABM2 = 43.99 dB
ABM1 comp = -0.23 dBA/m
BWC Factor = 0.002 dB
Location: 4.2, -9.2, 3.7 mm



0 dB = 158.4 = 44.00 dB

HAC_T-Coil_LTE Band 19_15MHz_QPSK_1RB_0offset_12.2Kbps_Ch24075_Z

Communication System: UID 10181 - CAB, LTE-FDD (SC-FDMA, 1 RB, 15 MHz, QPSK);
Frequency: 837.5 MHz;Duty Cycle: 1:3.7325
Medium: Air Medium parameters used: $\sigma = 0$ S/m, $\varepsilon_r = 1$; $\rho = 0$ kg/m^3
Ambient Temperature：23.2 ℃

DASY5 Configuration:
- Probe: AM1DV2 - 1048; ; Calibrated: 2022.02.22
- Sensor-Surface: 0mm (Fix Surface)
- Electronics: DAE4 Sn480; Calibrated: 2021.06.22
- Phantom: HAC Test Arch with AMCC; Type: SD HAC P01 BA;
- Measurement SW: DASY52, Version 52.8 (8); SEMCAD X Version 14.6.10 (7331)

Ch24075/z (axial) 4.2mm 50 x 50/ABM SNR(x,y,z) (13x15x1): Measurement grid: dx=10mm, dy=10mm
ABM1/ABM2 = 44.75 dB
ABM1 comp = 3.57 dBA/m
BWC Factor = -0.0027 dB
Location: 8.3, -9.2, 3.7 mm

0 dB = 172.8 = 44.75 dB

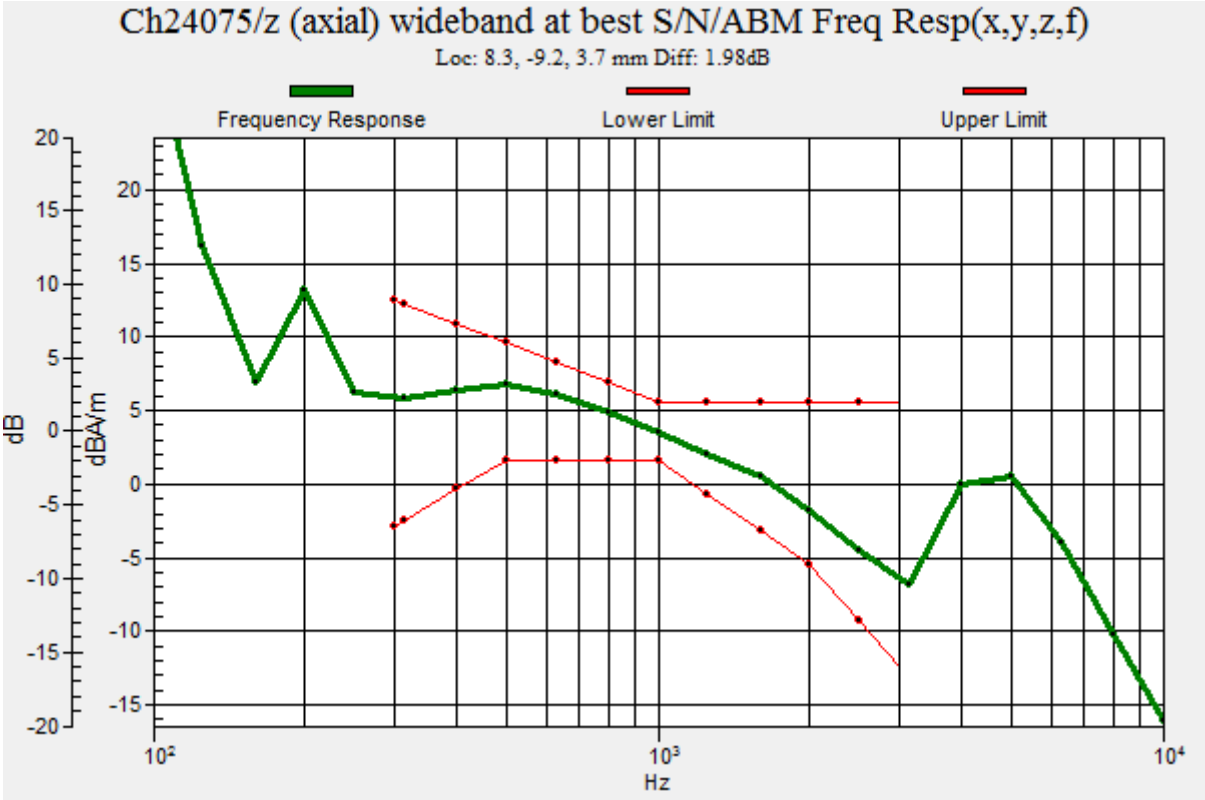
Ch24075/z (axial) wideband at best S/N/ABM Freq Resp(x,y,z,f)
Loc: 8.3, -9.2, 3.7 mm Diff: 1.98dB
Frequency Response
Lower Limit
Upper Limit
dB
dBA/m
Hz

HAC_T-Coil_LTE Band 19_15MHz_QPSK_1RB_0offset_12.2Kbps_Ch24075_Y

Communication System: UID 10181 - CAB, LTE-FDD (SC-FDMA, 1 RB, 15 MHz, QPSK);
Frequency: 837.5 MHz;Duty Cycle: 1:3.7325
Medium: Air Medium parameters used: $\sigma = 0$ S/m, $\varepsilon_r = 1$; $\rho = 0$ kg/m^3
Ambient Temperature：23.2 ℃

DASY5 Configuration:
- Probe: AM1DV2 - 1048; Calibrated: 2022.02.22
- Sensor-Surface: 0mm (Fix Surface)
- Electronics: DAE4 Sn480; Calibrated: 2021.06.22
- Phantom: HAC Test Arch with AMCC; Type: SD HAC P01 BA;
- Measurement SW: DASY52, Version 52.8 (8); SEMCAD X Version 14.6.10 (7331)

Ch24075/y (transversal) 4.2mm 50 x 50/ABM SNR(x,y,z) (13x15x1): Measurement grid: dx=10mm, dy=10mm
ABM1/ABM2 = 43.14 dB
ABM1 comp = -0.33 dBA/m
BWC Factor = -0.0027 dB
Location: 8.3, 3.3, 3.7 mm



0 dB = 143.5 = 43.14 dB

HAC_T-Coil_LTE Band 26_15MHz_QPSK_1RB_0offset_12.2Kbps_Ch26865_Z

Communication System: UID 10181 - CAB, LTE-FDD (SC-FDMA, 1 RB, 15 MHz, QPSK);
Frequency: 831.5 MHz;Duty Cycle: 1:3.7325
Medium: Air Medium parameters used: $\sigma = 0$ S/m, $\varepsilon_r = 1$; $\rho = 0$ kg/m^3
Ambient Temperature：23.2 ℃

DASY5 Configuration:
- Probe: AM1DV2 - 1048; Calibrated: 2022.02.22
- Sensor-Surface: 0mm (Fix Surface)
- Electronics: DAE4 Sn480; Calibrated: 2021.06.22
- Phantom: HAC Test Arch with AMCC; Type: SD HAC P01 BA;
- Measurement SW: DASY52, Version 52.8 (8); SEMCAD X Version 14.6.10 (7331)

Ch26865/z (axial) 4.2mm 50 x 50/ABM SNR(x,y,z) (13x15x1): Measurement grid: dx=10mm, dy=10mm
ABM1/ABM2 = 44.58 dB
ABM1 comp = 3.30 dBA/m
BWC Factor = 0.0026 dB
Location: 4.2, -9.2, 3.7 mm



0 dB = 1.000 = 0.00 dB

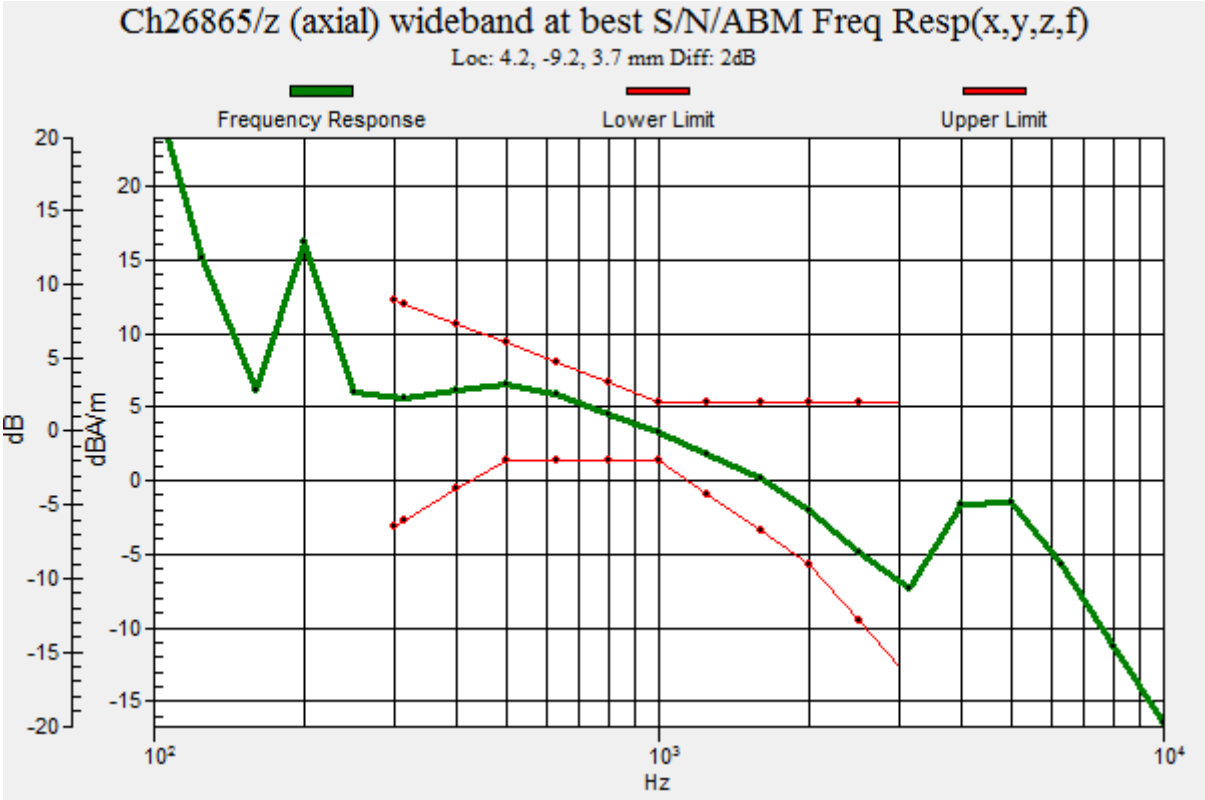
Ch26865/z (axial) wideband at best S/N/ABM Freq Resp(x,y,z,f)
Loc: 4.2, -9.2, 3.7 mm Diff: 2dB
Frequency Response
Lower Limit
Upper Limit
dB
dBA/m
Hz

HAC_T-Coil_LTE Band 26_15MHz_QPSK_1RB_0offset_12.2Kbps_Ch26865_Y

Communication System: UID 10181 - CAB, LTE-FDD (SC-FDMA, 1 RB, 15 MHz, QPSK);
Frequency: 831.5 MHz;Duty Cycle: 1:3.7325
Medium: Air Medium parameters used: $\sigma = 0$ S/m, $\varepsilon_r = 1$; $\rho = 0$ kg/m^3
Ambient Temperature：23.2 ℃

DASY5 Configuration:
- Probe: AM1DV2 - 1048; Calibrated: 2022.02.22
- Sensor-Surface: 0mm (Fix Surface)
- Electronics: DAE4 Sn480; Calibrated: 2021.06.22
- Phantom: HAC Test Arch with AMCC; Type: SD HAC P01 BA;
- Measurement SW: DASY52, Version 52.8 (8); SEMCAD X Version 14.6.10 (7331)

Ch26865/y (transversal) 4.2mm 50 x 50/ABM SNR(x,y,z) (13x15x1): Measurement grid: dx=10mm, dy=10mm
ABM1/ABM2 = 43.90 dB
ABM1 comp = -0.65 dBA/m
BWC Factor = 0.0026 dB
Location: 4.2, -13.3, 3.7 mm



0 dB = 156.7 = 43.90 dB

HAC_T-Coil_LTE Band 38_20MHz_QPSK_1RB_0offset_12.2Kbps_Ch38000_Z

Communication System: UID 10172 - CAB, LTE-TDD (SC-FDMA, 1 RB, 20 MHz, QPSK);
Frequency: 2595 MHz;Duty Cycle: 1:8.33681
Medium: Air Medium parameters used: $\sigma = 0$ S/m, $\varepsilon_r = 1$; $\rho = 0$ kg/m^3
Ambient Temperature：23.2 ℃

DASY5 Configuration:
- Probe: AM1DV2 - 1048; ; Calibrated: 2022.02.22
- Sensor-Surface: 0mm (Fix Surface)
- Electronics: DAE4 Sn480; Calibrated: 2021.06.22
- Phantom: HAC Test Arch with AMCC; Type: SD HAC P01 BA;
- Measurement SW: DASY52, Version 52.8 (8); SEMCAD X Version 14.6.10 (7331)

Ch38000/z (axial) 4.2mm 50 x 50/ABM SNR(x,y,z) (13x15x1): Measurement grid: dx=10mm, dy=10mm
ABM1/ABM2 = 43.67 dB
ABM1 comp = 8.01 dBA/m
BWC Factor = 0.0053 dB
Location: 8.3, -0.8, 3.7 mm

0 dB = 152.7 = 43.68 dB

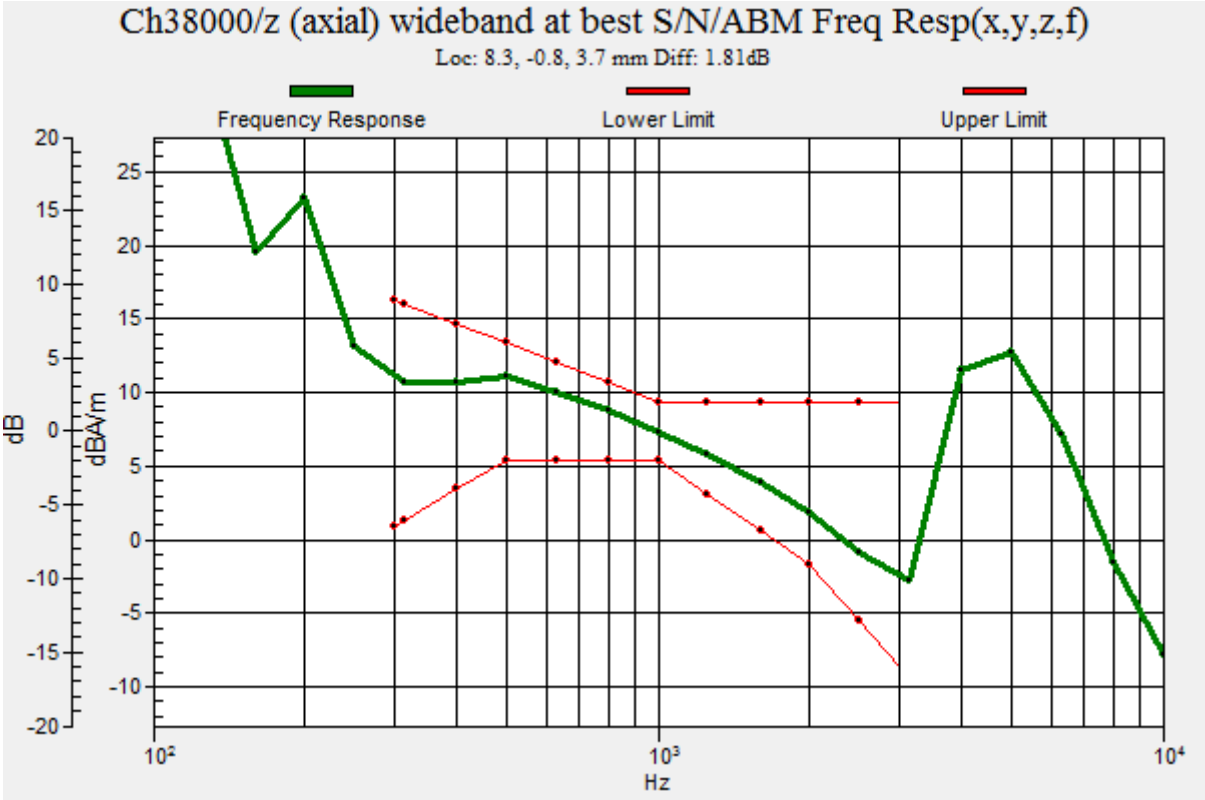
Ch38000/z (axial) wideband at best S/N/ABM Freq Resp(x,y,z,f)
Loc: 8.3, -0.8, 3.7 mm Diff: 1.81dB
Frequency Response
Lower Limit
Upper Limit
dB
dBA/m
Hz

HAC_T-Coil_LTE Band 38_20MHz_QPSK_1RB_0offset_12.2Kbps_Ch38000_Y

Communication System: UID 10172 - CAB, LTE-TDD (SC-FDMA, 1 RB, 20 MHz, QPSK);
Frequency: 2595 MHz;Duty Cycle: 1:8.33681
Medium: Air Medium parameters used: $\sigma = 0$ S/m, $\varepsilon_r = 1$; $\rho = 0$ kg/m^3
Ambient Temperature：23.2 ℃

DASY5 Configuration:
- Probe: AM1DV2 - 1048; Calibrated: 2022.02.22
- Sensor-Surface: 0mm (Fix Surface)
- Electronics: DAE4 Sn480; Calibrated: 2021.06.22
- Phantom: HAC Test Arch with AMCC; Type: SD HAC P01 BA;
- Measurement SW: DASY52, Version 52.8 (8); SEMCAD X Version 14.6.10 (7331)

Ch38000/y (transversal) 4.2mm 50 x 50/ABM SNR(x,y,z) (13x15x1): Measurement grid: dx=10mm, dy=10mm
ABM1/ABM2 = 41.88 dB
ABM1 comp = -2.32 dBA/m
BWC Factor = 0.0053 dB
Location: 0, 7.5, 3.7 mm



0 dB = 124.2 = 41.88 dB

HAC_T-Coil_LTE Band 40A_10MHz_QPSK_1RB_0offset_12.2Kbps_Ch38750_Z

Communication System: UID 10237 - CAB, LTE-TDD (SC-FDMA, 1 RB, 10 MHz, QPSK);
Frequency: 2310 MHz;Duty Cycle: 1:8.33681
Medium: Air Medium parameters used: $\sigma = 0$ S/m, $\varepsilon_r = 1$; $\rho = 0$ kg/m^3
Ambient Temperature：23.2 ℃

DASY5 Configuration:
- Probe: AM1DV2 - 1048; Calibrated: 2022.02.22
- Sensor-Surface: 0mm (Fix Surface)
- Electronics: DAE4 Sn480; Calibrated: 2021.06.22
- Phantom: HAC Test Arch with AMCC; Type: SD HAC P01 BA;
- Measurement SW: DASY52, Version 52.8 (8); SEMCAD X Version 14.6.10 (7331)

Ch38750/z (axial) 4.2mm 50 x 50/ABM SNR(x,y,z) (13x15x1): Measurement grid: dx=10mm, dy=10mm
ABM1/ABM2 = 43.79 dB
ABM1 comp = 6.58 dBA/m
BWC Factor = -0.0054 dB
Location: 8.3, -5, 3.7 mm



0 dB = 154.7 = 43.79 dB

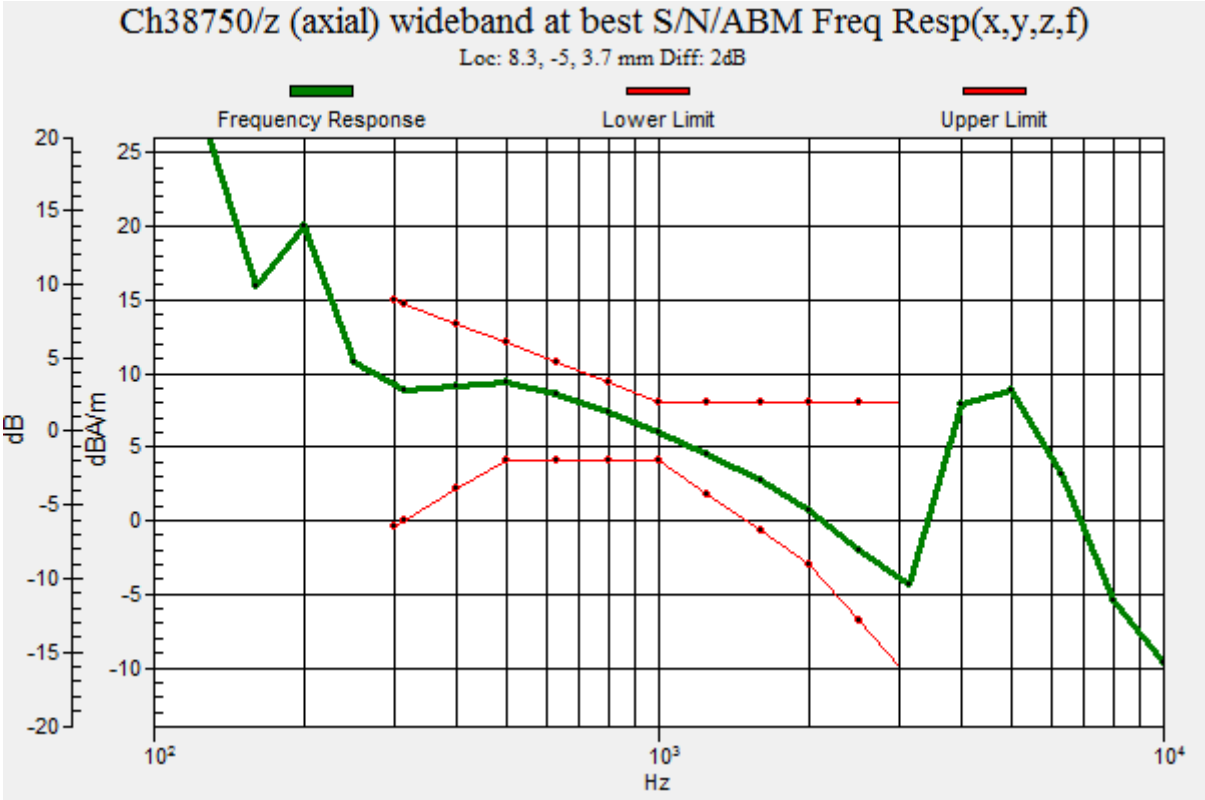
Ch38750/z (axial) wideband at best S/N/ABM Freq Resp(x,y,z,f)
Loc: 8.3, -5, 3.7 mm Diff: 2dB
Frequency Response
Lower Limit
Upper Limit
dB
dBA/m
Hz

HAC_T-Coil_LTE Band 40A_10MHz_QPSK_1RB_0offset_12.2Kbps_Ch38750_Y

Communication System: UID 10237 - CAB, LTE-TDD (SC-FDMA, 1 RB, 10 MHz, QPSK);
Frequency: 2310 MHz;Duty Cycle: 1:8.33681
Medium: Air Medium parameters used: $\sigma = 0$ S/m, $\varepsilon_r = 1$; $\rho = 0$ kg/m^3
Ambient Temperature：23.2 ℃

DASY5 Configuration:
- Probe: AM1DV2 - 1048; Calibrated: 2022.02.22
- Sensor-Surface: 0mm (Fix Surface)
- Electronics: DAE4 Sn480; Calibrated: 2021.06.22
- Phantom: HAC Test Arch with AMCC; Type: SD HAC P01 BA;
- Measurement SW: DASY52, Version 52.8 (8); SEMCAD X Version 14.6.10 (7331)

Ch38750/y (transversal) 4.2mm 50 x 50/ABM SNR(x,y,z) (13x15x1): Measurement grid: dx=10mm, dy=10mm
ABM1/ABM2 = 42.47 dB
ABM1 comp = -2.22 dBA/m
BWC Factor = -0.0054 dB
Location: 0, 7.5, 3.7 mm



0 dB = 132.9 = 42.47 dB

HAC_T-Coil_LTE Band 40B_10MHz_QPSK_1RB_0offset_12.2Kbps_Ch39200_Z

Communication System: UID 10237 - CAB, LTE-TDD (SC-FDMA, 1 RB, 10 MHz, QPSK);
Frequency: 2355 MHz;Duty Cycle: 1:8.33681
Medium: Air Medium parameters used: $\sigma = 0$ S/m, $\varepsilon_r = 1$; $\rho = 0$ kg/m^3
Ambient Temperature：23.2 ℃

DASY5 Configuration:
- Probe: AM1DV2 - 1048; Calibrated: 2022.02.22
- Sensor-Surface: 0mm (Fix Surface)
- Electronics: DAE4 Sn480; Calibrated: 2021.06.22
- Phantom: HAC Test Arch with AMCC; Type: SD HAC P01 BA;
- Measurement SW: DASY52, Version 52.8 (8); SEMCAD X Version 14.6.10 (7331)

Ch39200/z (axial) 4.2mm 50 x 50/ABM SNR(x,y,z) (13x15x1): Measurement grid: dx=10mm, dy=10mm
ABM1/ABM2 = 43.58 dB
ABM1 comp = 6.52 dBA/m
BWC Factor = -0.0041 dB
Location: 8.3, -5, 3.7 mm

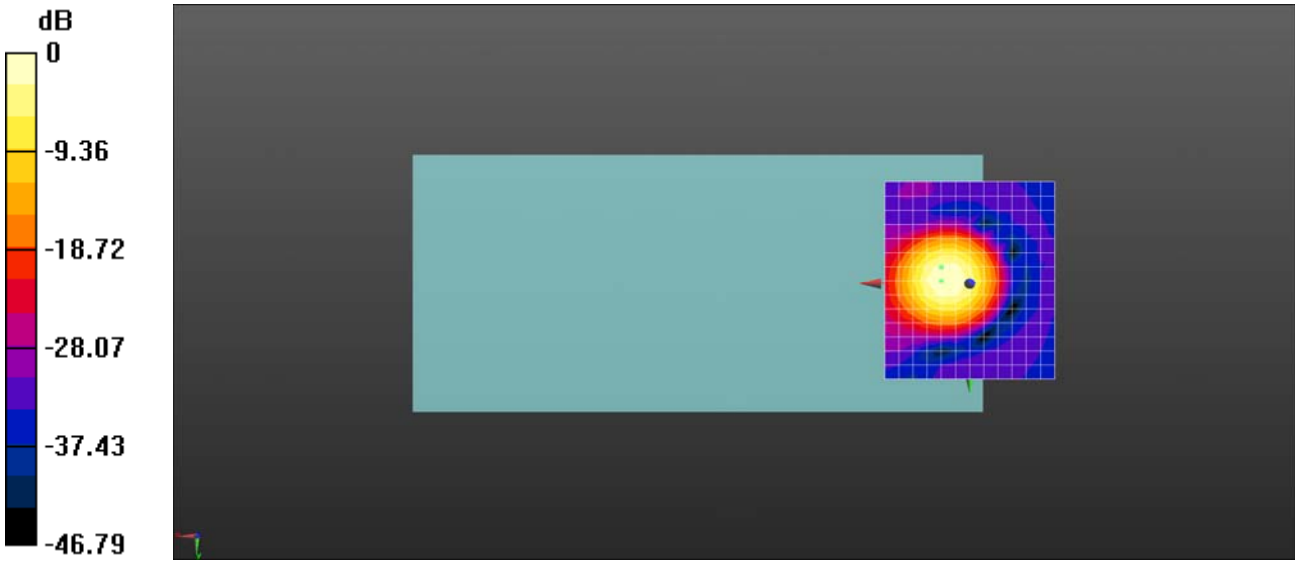

0 dB = 151.0 = 43.58 dB

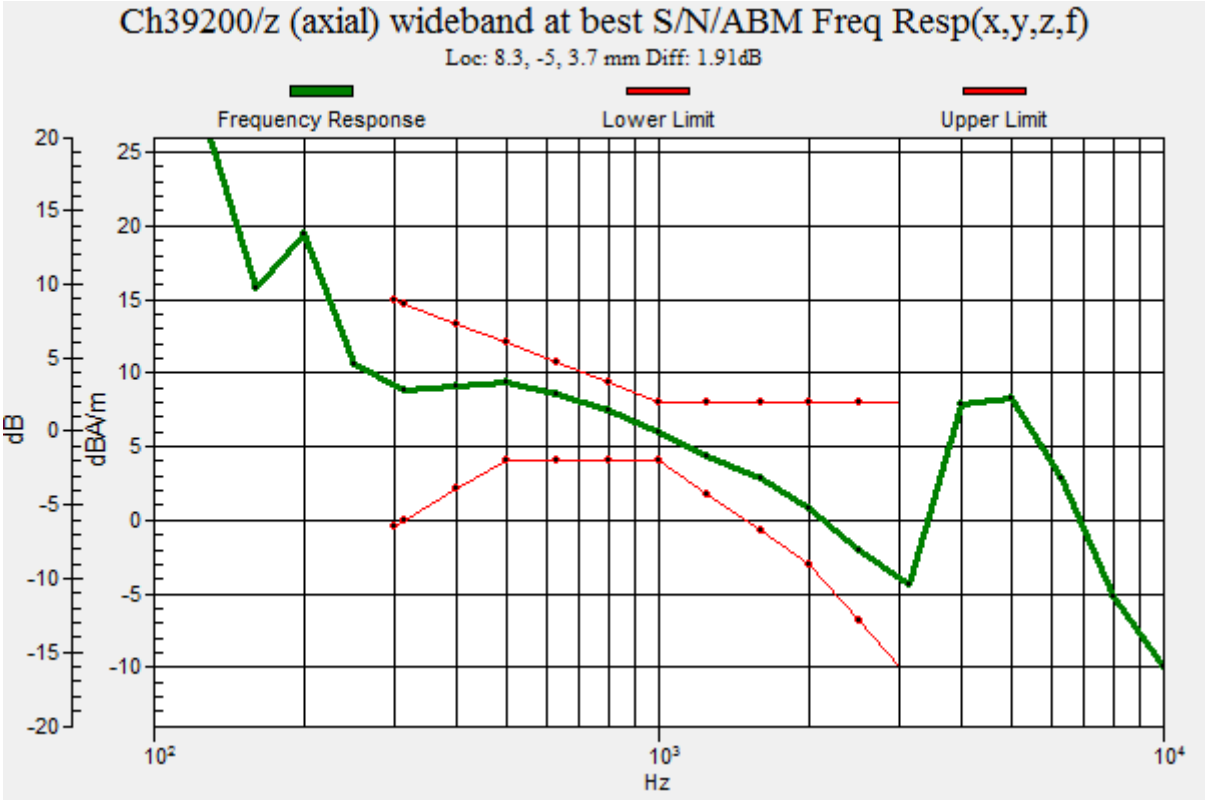
Ch39200/z (axial) wideband at best S/N/ABM Freq Resp(x,y,z,f)
Loc: 8.3, -5, 3.7 mm Diff: 1.91dB
Frequency Response
Lower Limit
Upper Limit
dB
dBA/m
Hz

HAC_T-Coil_LTE Band 40B_10MHz_QPSK_1RB_0offset_12.2Kbps_Ch39200_Y

Communication System: UID 10237 - CAB, LTE-TDD (SC-FDMA, 1 RB, 10 MHz, QPSK);
Frequency: 2355 MHz;Duty Cycle: 1:8.33681
Medium: Air Medium parameters used: $\sigma = 0$ S/m, $\varepsilon_r = 1$; $\rho = 0$ kg/m^3
Ambient Temperature：23.2 ℃

DASY5 Configuration:
- Probe: AM1DV2 - 1048; Calibrated: 2022.02.22
- Sensor-Surface: 0mm (Fix Surface)
- Electronics: DAE4 Sn480; Calibrated: 2021.06.22
- Phantom: HAC Test Arch with AMCC; Type: SD HAC P01 BA;
- Measurement SW: DASY52, Version 52.8 (8); SEMCAD X Version 14.6.10 (7331)

Ch39200/y (transversal) 4.2mm 50 x 50/ABM SNR(x,y,z) (13x15x1): Measurement grid: dx=10mm, dy=10mm
ABM1/ABM2 = 41.81 dB
ABM1 comp = -0.07 dBA/m
BWC Factor = -0.0041 dB
Location: 4.2, 7.5, 3.7 mm



0 dB = 123.2 = 41.81 dB

HAC_T-Coil_LTE Band 41_20MHz_QPSK_1RB_0offset_12.2Kbps_Ch40620_Z

Communication System: UID 10172 - CAB, LTE-TDD (SC-FDMA, 1 RB, 20 MHz, QPSK);
Frequency: 2593 MHz;Duty Cycle: 1:8.33681
Medium: Air Medium parameters used: $\sigma = 0$ S/m, $\varepsilon_r = 1$; $\rho = 0$ kg/m^3
Ambient Temperature：23.2 ℃

DASY5 Configuration:
- Probe: AM1DV2 - 1048; Calibrated: 2022.02.22
- Sensor-Surface: 0mm (Fix Surface)
- Electronics: DAE4 Sn480; Calibrated: 2021.06.22
- Phantom: HAC Test Arch with AMCC; Type: SD HAC P01 BA;
- Measurement SW: DASY52, Version 52.8 (8); SEMCAD X Version 14.6.10 (7331)

Ch40620/z (axial) 4.2mm 50 x 50/ABM SNR(x,y,z) (13x15x1): Measurement grid: dx=10mm, dy=10mm
ABM1/ABM2 = 43.54 dB
ABM1 comp = 8.08 dBA/m
BWC Factor = -0.001 dB
Location: 8.3, -0.8, 3.7 mm



0 dB = 150.4 = 43.54 dB

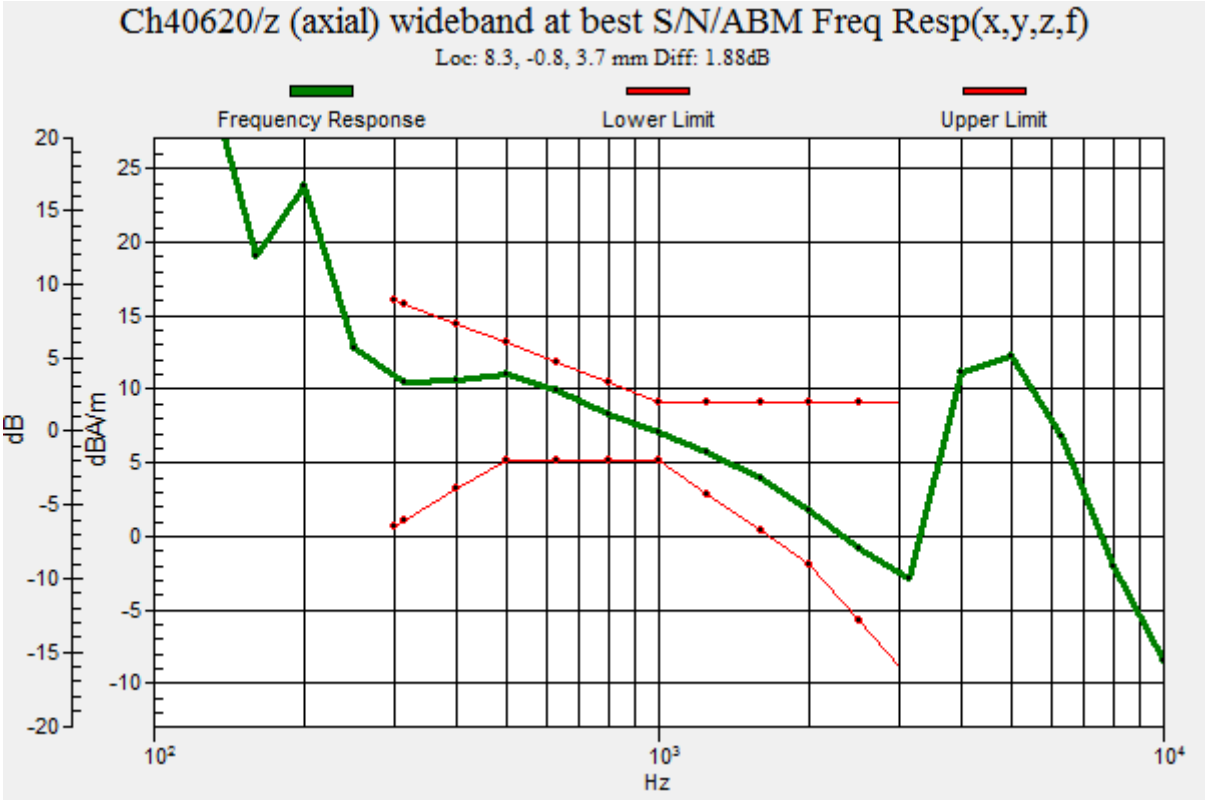
Ch40620/z (axial) wideband at best S/N/ABM Freq Resp(x,y,z,f)
Loc: 8.3, -0.8, 3.7 mm Diff: 1.88dB
Frequency Response
Lower Limit
Upper Limit
dB
dBA/m
Hz

HAC_T-Coil_LTE Band 41_20MHz_QPSK_1RB_0offset_12.2Kbps_Ch40620_Y

Communication System: UID 10172 - CAB, LTE-TDD (SC-FDMA, 1 RB, 20 MHz, QPSK);
Frequency: 2593 MHz;Duty Cycle: 1:8.33681
Medium: Air Medium parameters used: $\sigma = 0$ S/m, $\varepsilon_r = 1$; $\rho = 0$ kg/m^3
Ambient Temperature：23.2 ℃

DASY5 Configuration:
- Probe: AM1DV2 - 1048; Calibrated: 2022.02.22
- Sensor-Surface: 0mm (Fix Surface)
- Electronics: DAE4 Sn480; Calibrated: 2021.06.22
- Phantom: HAC Test Arch with AMCC; Type: SD HAC P01 BA;
- Measurement SW: DASY52, Version 52.8 (8); SEMCAD X Version 14.6.10 (7331)

Ch40620/y (transversal) 4.2mm 50 x 50/ABM SNR(x,y,z) (13x15x1): Measurement grid: dx=10mm, dy=10mm
ABM1/ABM2 = 41.09 dB
ABM1 comp = -2.26 dBA/m
BWC Factor = -0.001 dB
Location: 0, 7.5, 3.7 mm



0 dB = 113.3 = 41.08 dB

HAC_T-Coil_LTE Band 66_20MHz_QPSK_1RB_0offset_12.2Kbps_Ch132322_Z

Communication System: UID 0, LTE-FDD (SC-FDMA, 1RB, 20MHz, QPSK) (0); Frequency: 1745 MHz;Duty Cycle: 1:3.74111
Medium: Air Medium parameters used: $\sigma = 0$ S/m, $\varepsilon_r = 1$; $\rho = 0$ kg/m^3
Ambient Temperature：23.2 ℃

DASY5 Configuration:
- Probe: AM1DV2 - 1048; Calibrated: 2022.02.22
- Sensor-Surface: 0mm (Fix Surface)
- Electronics: DAE4 Sn480; Calibrated: 2021.06.22
- Phantom: HAC Test Arch with AMCC; Type: SD HAC P01 BA;
- Measurement SW: DASY52, Version 52.8 (8); SEMCAD X Version 14.6.10 (7331)

Ch132322/z (axial) 4.2mm 50 x 50/ABM SNR(x,y,z) (13x15x1): Measurement grid: dx=10mm, dy=10mm
ABM1/ABM2 = 44.77 dB
ABM1 comp = 3.35 dBA/m
BWC Factor = 0.0061 dB
Location: 0, -0.8, 3.7 mm



0 dB = 173.2 = 44.77 dB

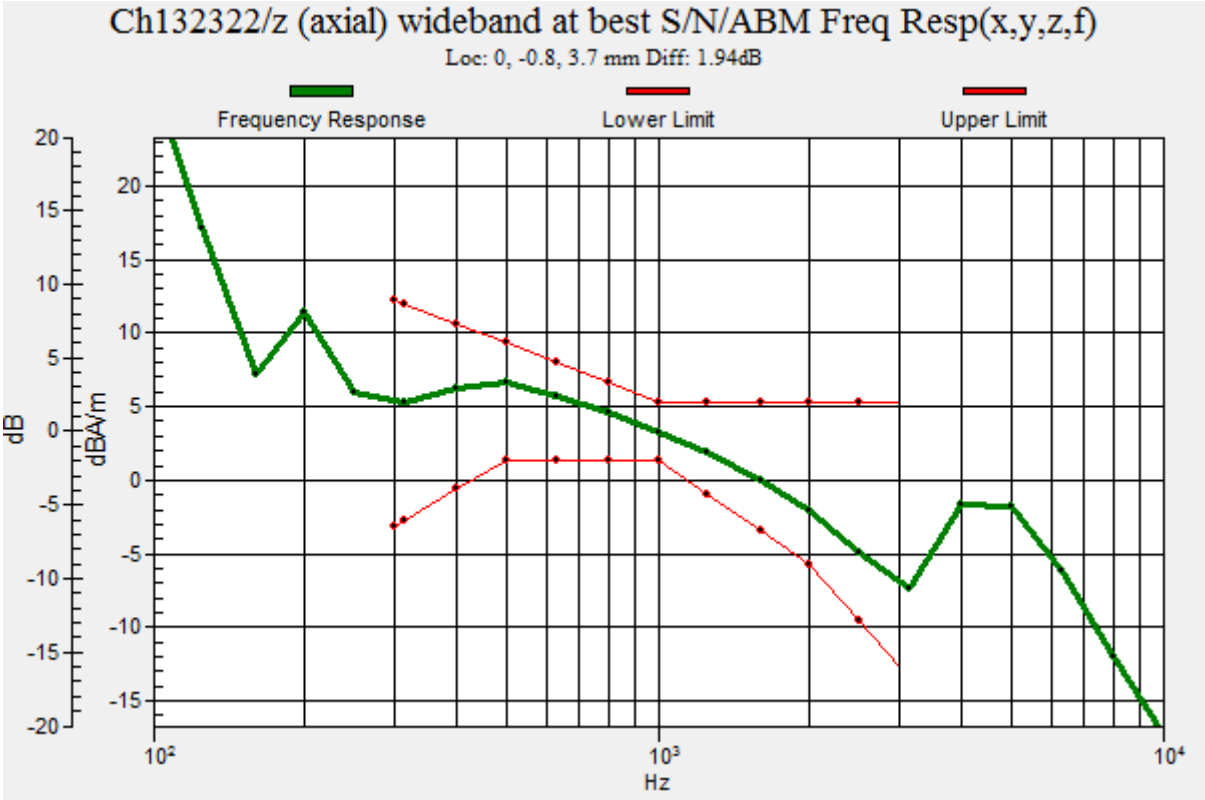
Ch132322/z (axial) wideband at best S/N/ABM Freq Resp(x,y,z,f)
Loc: 0, -0.8, 3.7 mm Diff: 1.94dB
Frequency Response
Lower Limit
Upper Limit
dB
dBA/m
Hz

HAC_T-Coil_LTE Band 66_20MHz_QPSK_1RB_0offset_12.2Kbps_Ch132322_Y

Communication System: UID 0, LTE-FDD (SC-FDMA, 1RB, 20MHz, QPSK) (0); Frequency: 1745 MHz;Duty Cycle: 1:3.74111
Medium: Air Medium parameters used: $\sigma = 0$ S/m, $\varepsilon_r = 1$; $\rho = 0$ kg/m^3
Ambient Temperature：23.2 ℃

DASY5 Configuration:
- Probe: AM1DV2 - 1048; Calibrated: 2022.02.22
- Sensor-Surface: 0mm (Fix Surface)
- Electronics: DAE4 Sn480; Calibrated: 2021.06.22
- Phantom: HAC Test Arch with AMCC; Type: SD HAC P01 BA;
- Measurement SW: DASY52, Version 52.8 (8); SEMCAD X Version 14.6.10 (7331)

Ch132322/y (transversal) 4.2mm 50 x 50/ABM SNR(x,y,z) (13x15x1): Measurement grid: dx=10mm, dy=10mm
ABM1/ABM2 = 42.99 dB
ABM1 comp = -2.92 dBA/m
BWC Factor = 0.0061 dB
Location: 0, -13.3, 3.7 mm



0 dB = 141.0 = 42.98 dB

HAC_T-Coil_VoWiFi 2.4GHz_802.11b 1Mbps_AMR 4.75Kbps_Ch6_Z

Communication System: UID 10315 - AAA, IEEE 802.11b WiFi 2.4 GHz (DSSS, 1 Mbps, 96pc duty cycle); Frequency: 2437 MHz;Duty Cycle: 1:1.48252
Medium: Air Medium parameters used: $\sigma = 0$ S/m, $\varepsilon_r = 1$; $\rho = 0$ kg/m^3
Ambient Temperature：23.2 ℃

DASY5 Configuration:
- Probe: AM1DV2 - 1048; Calibrated: 2022.02.22
- Sensor-Surface: 0mm (Fix Surface)
- Electronics: DAE4 Sn480; Calibrated: 2021.06.22
- Phantom: HAC Test Arch with AMCC; Type: SD HAC P01 BA;
- Measurement SW: DASY52, Version 52.8 (8); SEMCAD X Version 14.6.10 (7331)

Ch6/z (axial) 4.2mm 50 x 50/ABM SNR(x,y,z) (13x13x1): Measurement grid: dx=10mm, dy=10mm
ABM1/ABM2 = 27.92 dB
ABM1 comp = 8.42 dBA/m
BWC Factor = 0.0036 dB
Location: -4.2, -8.3, 3.7 mm



0 dB = 24.89 = 27.92 dB

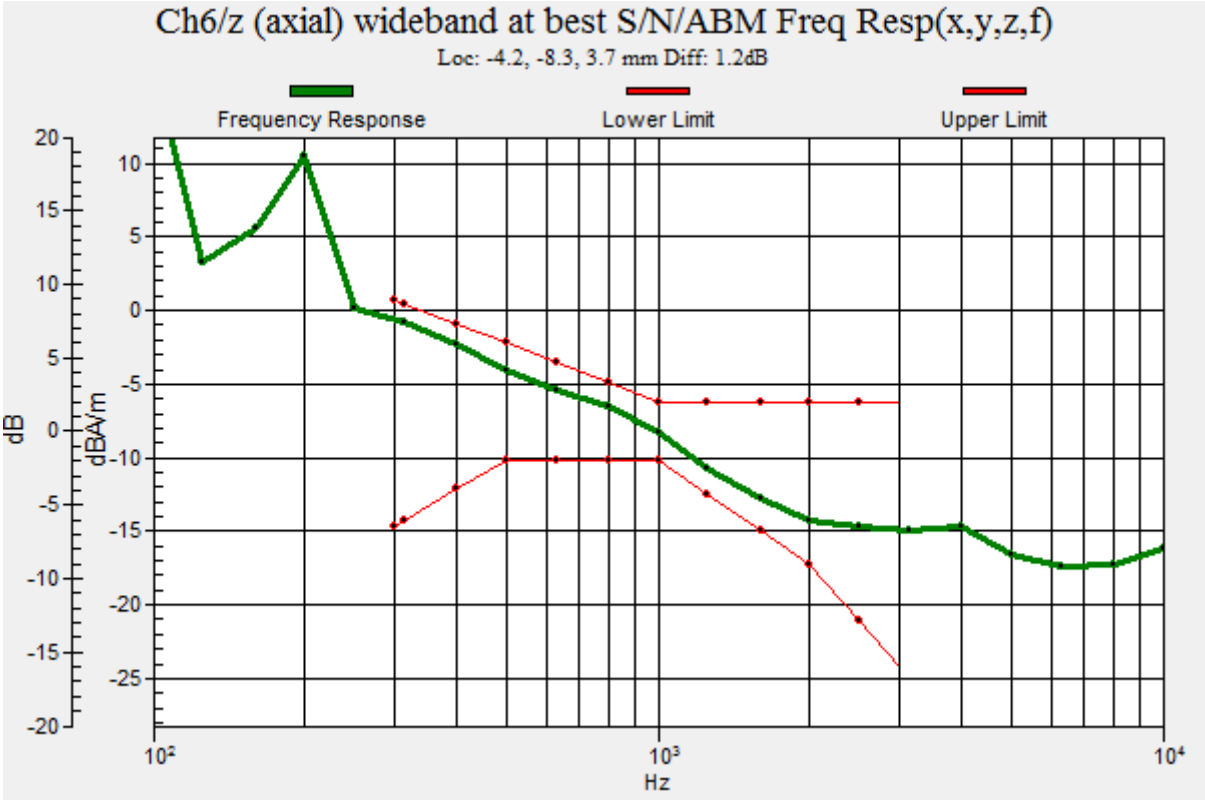
Ch6/z (axial) wideband at best S/N/ABM Freq Resp(x,y,z,f)
Loc: -4.2, -8.3, 3.7 mm Diff: 1.2dB
Frequency Response
Lower Limit
Upper Limit
dB
dBA/m
Hz

HAC_T-Coil_VoWiFi 2.4GHz_802.11b 1Mbps_AMR 4.75Kbps_Ch6_Y

Communication System: UID 10315 - AAA, IEEE 802.11b WiFi 2.4 GHz (DSSS, 1 Mbps, 96pc duty cycle); Frequency: 2437 MHz;Duty Cycle: 1:1.48252
Medium: Air Medium parameters used: $\sigma = 0$ S/m, $\varepsilon_r = 1$; $\rho = 0$ kg/m^3
Ambient Temperature：23.2 ℃

DASY5 Configuration:
- Probe: AM1DV2 - 1048; Calibrated: 2022.02.22
- Sensor-Surface: 0mm (Fix Surface)
- Electronics: DAE4 Sn480; Calibrated: 2021.06.22
- Phantom: HAC Test Arch with AMCC; Type: SD HAC P01 BA;
- Measurement SW: DASY52, Version 52.8 (8); SEMCAD X Version 14.6.10 (7331)

Ch6/y (transversal) 4.2mm 50 x 50/ABM SNR(x,y,z) (13x13x1): Measurement grid: dx=10mm, dy=10mm
ABM1/ABM2 = 57.47 dB
ABM1 comp = 6.11 dBA/m
BWC Factor = 0.0036 dB
Location: 0, 4.2, 3.7 mm



0 dB = 747.5 = 57.47 dB

HAC_T-Coil_VoWiFi 2.4GHz_802.11g 6Mbps_AMR 4.75Kbps_Ch6_Z

Communication System: UID 10419 - AAA, IEEE 802.11g WiFi 2.4 GHz (DSSS-OFDM, 6 Mbps, 99pc duty cycle, Short preambule); Frequency: 2437 MHz;Duty Cycle: 1:6.59174
Medium: Air Medium parameters used: $\sigma = 0$ S/m, $\varepsilon_r = 1$; $\rho = 0$ kg/m^3
Ambient Temperature：23.2 ℃

DASY5 Configuration:
- Probe: AM1DV2 - 1048; Calibrated: 2022.02.22
- Sensor-Surface: 0mm (Fix Surface)
- Electronics: DAE4 Sn480; Calibrated: 2021.06.22
- Phantom: HAC Test Arch with AMCC; Type: SD HAC P01 BA;
- Measurement SW: DASY52, Version 52.8 (8); SEMCAD X Version 14.6.10 (7331)

Ch6/z (axial) 4.2mm 50 x 50/ABM SNR(x,y,z) (13x13x1): Measurement grid: dx=10mm, dy=10mm
ABM1/ABM2 = 59.07 dB
ABM1 comp = 14.72 dBA/m
BWC Factor = -0.0034 dB
Location: 8.3, -12.5, 3.7 mm



0 dB = 898.8 = 59.07 dB

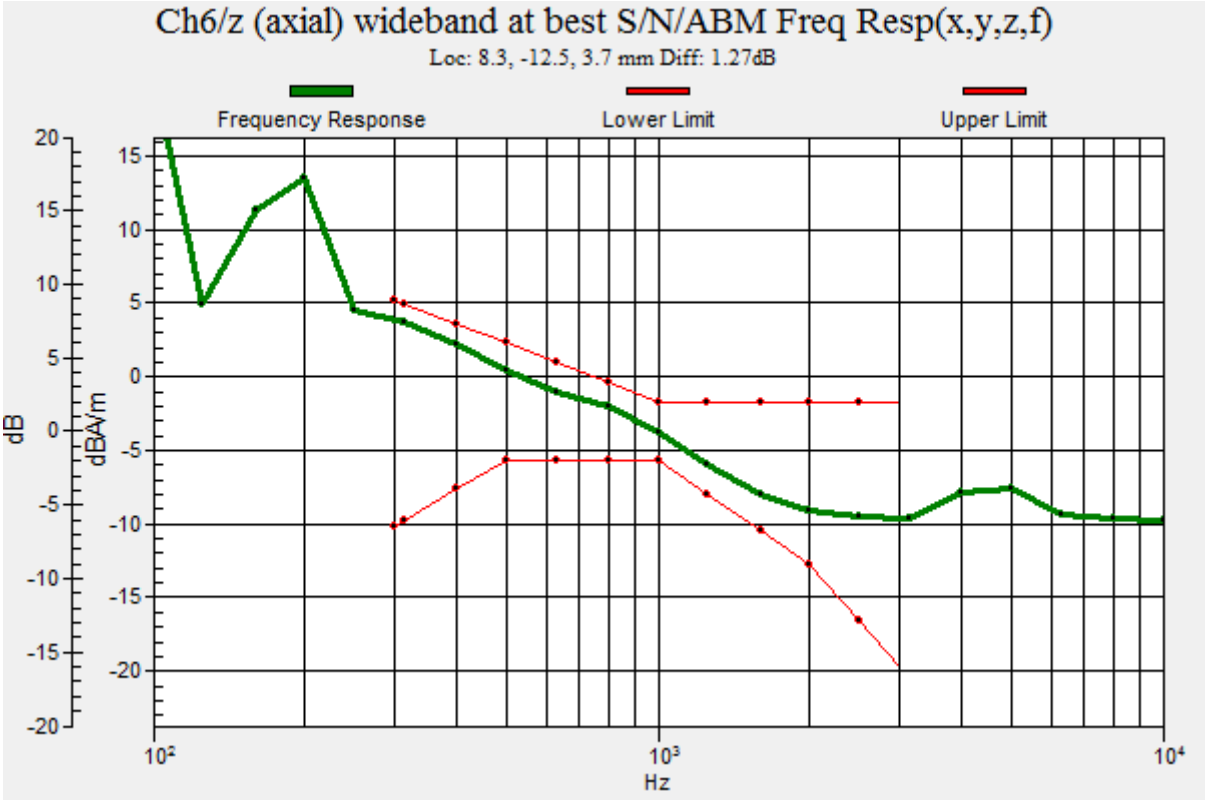
Ch6/z (axial) wideband at best S/N/ABM Freq Resp(x,y,z,f)
Loc: 8.3, -12.5, 3.7 mm Diff: 1.27dB
Frequency Response
Lower Limit
Upper Limit
dB
dBA/m
Hz

HAC_T-Coil_VoWiFi 2.4GHz_802.11g 6Mbps_AMR 4.75Kbps_Ch6_Y

Communication System: UID 10419 - AAA, IEEE 802.11g WiFi 2.4 GHz (DSSS-OFDM, 6 Mbps, 99pc duty cycle, Short preambule); Frequency: 2437 MHz;Duty Cycle: 1:6.59174
Medium: Air Medium parameters used: $\sigma = 0$ S/m, $\varepsilon_r = 1$; $\rho = 0$ kg/m^3
Ambient Temperature：23.2 ℃

DASY5 Configuration:
- Probe: AM1DV2 - 1048; Calibrated: 2022.02.22
- Sensor-Surface: 0mm (Fix Surface)
- Electronics: DAE4 Sn480; Calibrated: 2021.06.22
- Phantom: HAC Test Arch with AMCC; Type: SD HAC P01 BA;
- Measurement SW: DASY52, Version 52.8 (8); SEMCAD X Version 14.6.10 (7331)

Ch6/y (transversal) 4.2mm 50 x 50/ABM SNR(x,y,z) (13x13x1): Measurement grid: dx=10mm, dy=10mm
ABM1/ABM2 = 47.99 dB
ABM1 comp = 5.32 dBA/m
BWC Factor = -0.0034 dB
Location: 4.2, 8.3, 3.7 mm

0 dB = 250.9 = 47.99 dB

HAC_T-Coil_VoWiFi 2.4GHz_802.11n-HT20 MCS0_AMR 4.75Kbps_Ch6_Z

Communication System: UID 10193 - CAA, IEEE 802.11n (HT Greenfield, 6.5 Mbps, BPSK);
Frequency: 2437 MHz;Duty Cycle: 1:6.44169
Medium: Air Medium parameters used: $\sigma = 0$ S/m, $\varepsilon_r = 1$; $\rho = 0$ kg/m^3
Ambient Temperature：23.2 ℃

DASY5 Configuration:
- Probe: AM1DV2 - 1048; Calibrated: 2022.02.22
- Sensor-Surface: 0mm (Fix Surface)
- Electronics: DAE4 Sn480; Calibrated: 2021.06.22
- Phantom: HAC Test Arch with AMCC; Type: SD HAC P01 BA;
- Measurement SW: DASY52, Version 52.8 (8); SEMCAD X Version 14.6.10 (7331)

Ch6/z (axial) 4.2mm 50 x 50/ABM SNR(x,y,z) (13x13x1): Measurement grid: dx=10mm, dy=10mm
ABM1/ABM2 = 27.99 dB
ABM1 comp = 7.39 dBA/m
BWC Factor = -0.0023 dB
Location: -4.2, -8.3, 3.7 mm

0 dB = 25.10 = 27.99 dB

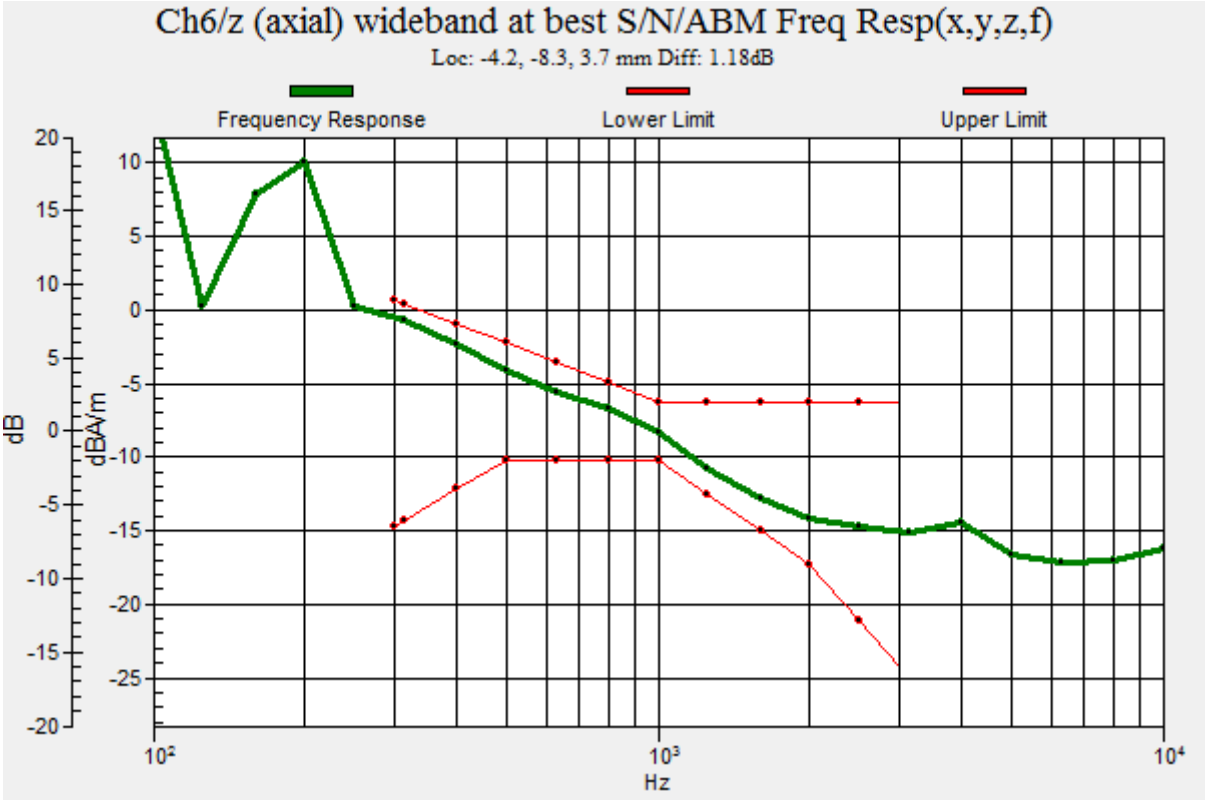
Ch6/z (axial) wideband at best S/N/ABM Freq Resp(x,y,z,f)
Loc: -4.2, -8.3, 3.7 mm Diff: 1.18dB
Frequency Response
Lower Limit
Upper Limit
dB
dBA/m
Hz

HAC_T-Coil_VoWiFi 2.4GHz_802.11n-HT20 MCS0_AMR 4.75Kbps_Ch6_Y

Communication System: UID 10193 - CAA, IEEE 802.11n (HT Greenfield, 6.5 Mbps, BPSK);
Frequency: 2437 MHz;Duty Cycle: 1:6.44169
Medium: Air Medium parameters used: $\sigma = 0$ S/m, $\varepsilon_r = 1$; $\rho = 0$ kg/m^3
Ambient Temperature：23.2 ℃

DASY5 Configuration:
- Probe: AM1DV2 - 1048; Calibrated: 2022.02.22
- Sensor-Surface: 0mm (Fix Surface)
- Electronics: DAE4 Sn480; Calibrated: 2021.06.22
- Phantom: HAC Test Arch with AMCC; Type: SD HAC P01 BA;
- Measurement SW: DASY52, Version 52.8 (8); SEMCAD X Version 14.6.10 (7331)

Ch6/y (transversal) 4.2mm 50 x 50/ABM SNR(x,y,z) (13x13x1): Measurement grid: dx=10mm, dy=10mm
ABM1/ABM2 = 49.65 dB
ABM1 comp = 4.68 dBA/m
BWC Factor = -0.0023 dB
Location: 4.2, 8.3, 3.7 mm

0 dB = 303.9 = 49.65 dB

HAC_T-Coil_VoWiFi 2.4GHz_802.11ax-HEW20 RU26_AMR 4.75Kbps_Ch6_Z

Communication System: UID 10415 - AAA, IEEE 802.11b WiFi 2.4 GHz (DSSS, 1 Mbps, 99pc duty cycle); Frequency: 2437 MHz;Duty Cycle: 1:1.42561
Medium: Air Medium parameters used: $\sigma = 0$ S/m, $\varepsilon_r = 1$; $\rho = 0$ kg/m^3
Ambient Temperature：23.2 ℃

DASY5 Configuration:
- Probe: AM1DV2 - 1048; Calibrated: 2022.02.22
- Sensor-Surface: 0mm (Fix Surface)
- Electronics: DAE4 Sn480; Calibrated: 2021.06.22
- Phantom: HAC Test Arch with AMCC; Type: SD HAC P01 BA;
- Measurement SW: DASY52, Version 52.8 (8); SEMCAD X Version 14.6.10 (7331)

Ch6/z (axial) 4.2mm 50 x 50/ABM SNR(x,y,z) (13x13x1): Measurement grid: dx=10mm, dy=10mm
ABM1/ABM2 = 28.53 dB
ABM1 comp = 8.09 dBA/m
BWC Factor = 0.0019 dB
Location: 4.2, 8.3, 3.7 mm

0 dB = 26.70 = 28.53 dB

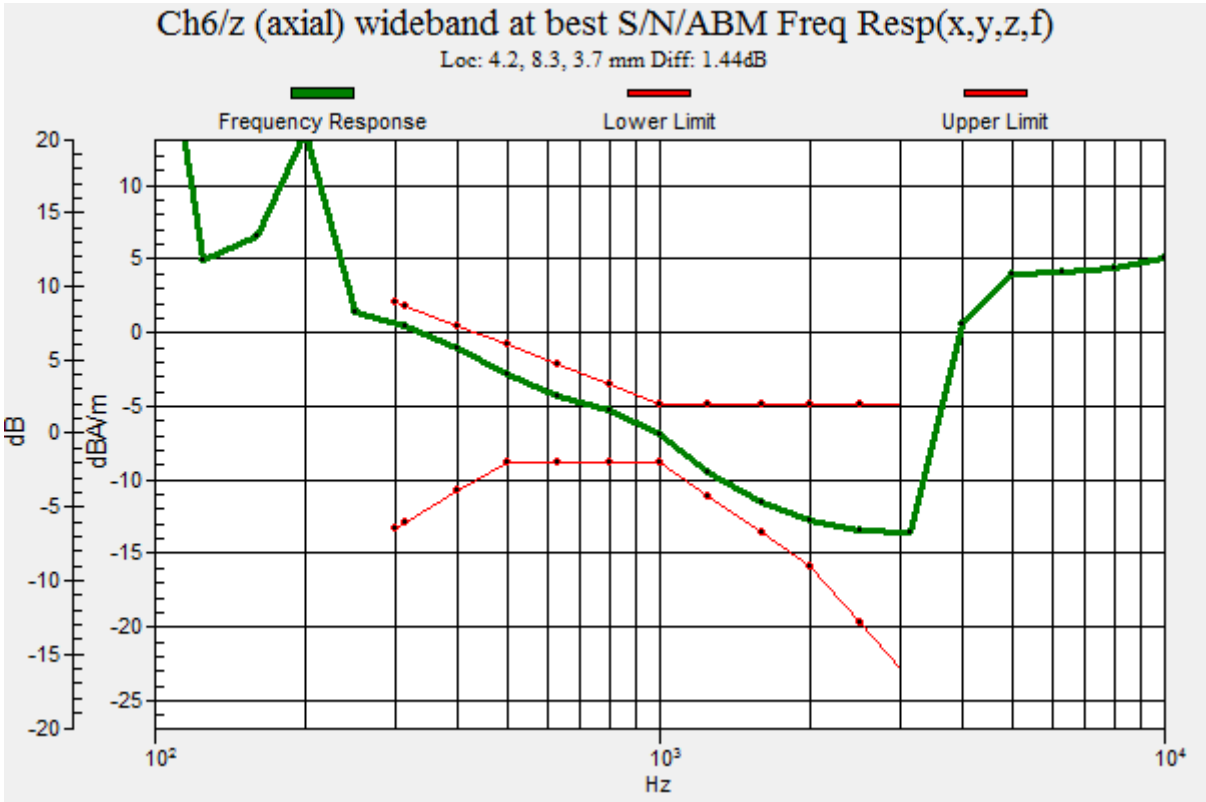
Ch6/z (axial) wideband at best S/N/ABM Freq Resp(x,y,z,f)
Loc: 4.2, 8.3, 3.7 mm Diff: 1.44dB
Frequency Response
Lower Limit
Upper Limit
dB
dBA/m
Hz

HAC_T-Coil_VoWiFi 2.4GHz_802.11ax-HEW20 RU26_AMR 4.75Kbps_Ch6_Y

Communication System: UID 10415 - AAA, IEEE 802.11b WiFi 2.4 GHz (DSSS, 1 Mbps, 99pc duty cycle); Frequency: 2437 MHz;Duty Cycle: 1:1.42561
Medium: Air Medium parameters used: $\sigma = 0$ S/m, $\varepsilon_r = 1$; $\rho = 0$ kg/m^3
Ambient Temperature：23.2 ℃

DASY5 Configuration:
- Probe: AM1DV2 - 1048; Calibrated: 2021.02.22
- Sensor-Surface: 0mm (Fix Surface)
- Electronics: DAE4 Sn480; Calibrated: 2021.06.22
- Phantom: HAC Test Arch with AMCC; Type: SD HAC P01 BA;
- Measurement SW: DASY52, Version 52.8 (8); SEMCAD X Version 14.6.10 (7331)

Ch6/y (transversal) 4.2mm 50 x 50/ABM SNR(x,y,z) (13x13x1): Measurement grid: dx=10mm, dy=10mm
ABM1/ABM2 = 55.30 dB
ABM1 comp = 5.22 dBA/m
BWC Factor = 0.0019 dB
Location: 0, 12.5, 3.7 mm

0 dB = 582.4 = 55.30 dB

HAC_T-Coil_VoWiFi 2.4GHz_802.11ax-HEW20 RU242_AMR 4.75Kbps_Ch6_Z

Communication System: UID 10415 - AAA, IEEE 802.11b WiFi 2.4 GHz (DSSS, 1 Mbps, 99pc duty cycle); Frequency: 2437 MHz;Duty Cycle: 1:1.42561
Medium: Air Medium parameters used: $\sigma = 0$ S/m, $\varepsilon_r = 1$; $\rho = 0$ kg/m^3
Ambient Temperature：23.2 ℃

DASY5 Configuration:
- Probe: AM1DV2 - 1048; ; Calibrated: 2022.02.22
- Sensor-Surface: 0mm (Fix Surface)
- Electronics: DAE4 Sn480; Calibrated: 2021.06.22
- Phantom: HAC Test Arch with AMCC; Type: SD HAC P01 BA;
- Measurement SW: DASY52, Version 52.8 (8); SEMCAD X Version 14.6.10 (7331)

Ch6/z (axial) 4.2mm 50 x 50/ABM SNR(x,y,z) (13x13x1): Measurement grid: dx=10mm, dy=10mm
ABM1/ABM2 = 60.70 dB
ABM1 comp = 13.95 dBA/m
BWC Factor = 0.0013 dB
Location: 0, -4.2, 3.7 mm

0 dB = 1084 = 60.70 dB

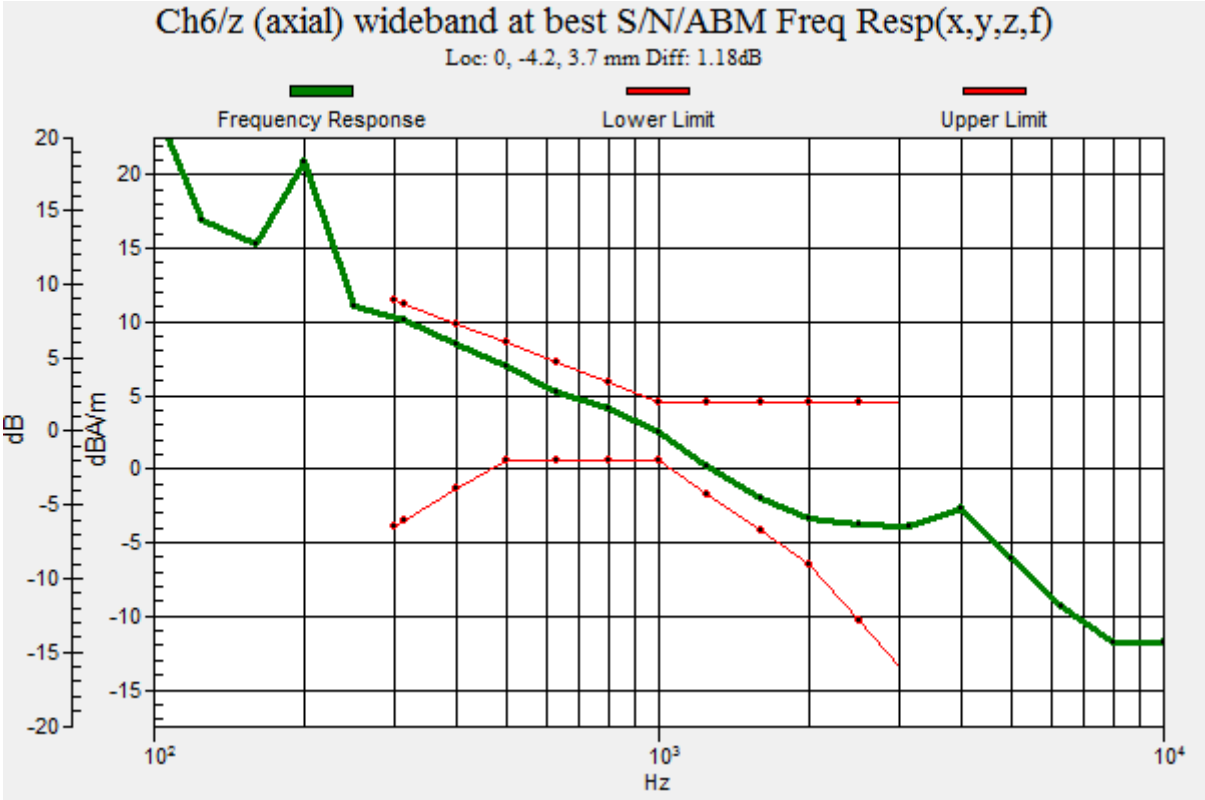
Ch6/z (axial) wideband at best S/N/ABM Freq Resp(x,y,z,f)
Loc: 0, -4.2, 3.7 mm Diff: 1.18dB
Frequency Response
Lower Limit
Upper Limit
dB
dBA/m
Hz

HAC_T-Coil_VoWiFi 2.4GHz_802.11ax-HEW20 RU242_AMR 4.75Kbps_Ch6_Y

Communication System: UID 10415 - AAA, IEEE 802.11b WiFi 2.4 GHz (DSSS, 1 Mbps, 99pc duty cycle); Frequency: 2437 MHz;Duty Cycle: 1:1.42561
Medium: Air Medium parameters used: $\sigma = 0$ S/m, $\varepsilon_r = 1$; $\rho = 0$ kg/m^3
Ambient Temperature：23.2 ℃

DASY5 Configuration:
- Probe: AM1DV2 - 1048; ; Calibrated: 2021.02.22
- Sensor-Surface: 0mm (Fix Surface)
- Electronics: DAE4 Sn480; Calibrated: 2021.06.22
- Phantom: HAC Test Arch with AMCC; Type: SD HAC P01 BA;
- Measurement SW: DASY52, Version 52.8 (8); SEMCAD X Version 14.6.10 (7331)

Ch6/y (transversal) 4.2mm 50 x 50/ABM SNR(x,y,z) (13x13x1): Measurement grid: dx=10mm, dy=10mm
ABM1/ABM2 = 56.73 dB
ABM1 comp = 7.52 dBA/m
BWC Factor = 0.0013 dB
Location: 4.2, 12.5, 3.7 mm

0 dB = 686.4 = 56.73 dB

HAC_T-Coil_VoWiFi 5.2GHz_802.11a 6Mbps_AMR 4.75Kbps_Ch44_Z

Communication System: UID 10317 - AAA, IEEE 802.11a WiFi 5 GHz (OFDM, 6 Mbps, 96pc duty cycle); Frequency: 5220 MHz;Duty Cycle: 1:6.85488
Medium: Air Medium parameters used: $\sigma = 0$ S/m, $\varepsilon_r = 1$; $\rho = 0$ kg/m^3
Ambient Temperature：23.2 ℃

DASY5 Configuration:
- Probe: AM1DV2 - 1048; ; Calibrated: 2022.02.22
- Sensor-Surface: 0mm (Fix Surface)
- Electronics: DAE4 Sn480; Calibrated: 2021.06.22
- Phantom: HAC Test Arch with AMCC; Type: SD HAC P01 BA;
- Measurement SW: DASY52, Version 52.8 (8); SEMCAD X Version 14.6.10 (7331)

Ch44/z (axial) 4.2mm 50 x 50/ABM SNR(x,y,z) (13x13x1): Measurement grid: dx=10mm, dy=10mm
ABM1/ABM2 = 62.26 dB
ABM1 comp = 15.64 dBA/m
BWC Factor = -0.0021 dB
Location: 4.2, -4.2, 3.7 mm

0 dB = 1297 = 62.26 dB

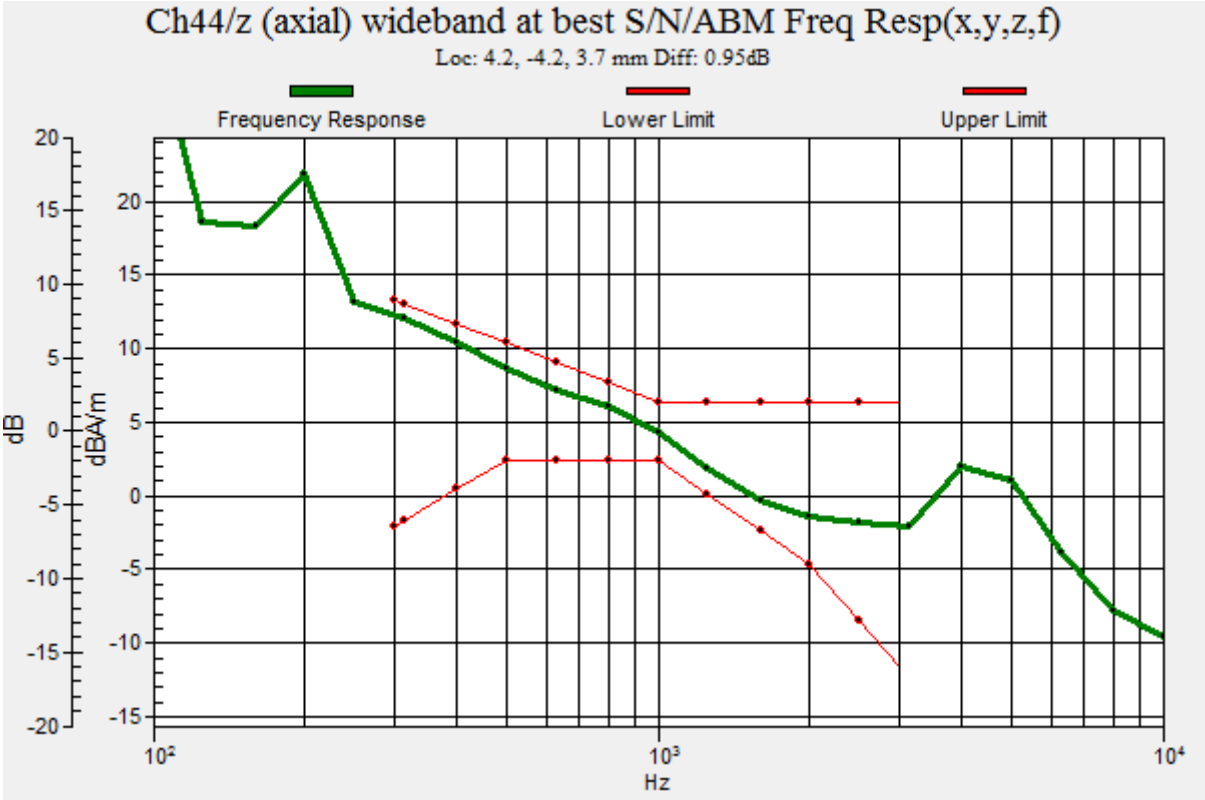
Ch44/z (axial) wideband at best S/N/ABM Freq Resp(x,y,z,f)
Loc: 4.2, -4.2, 3.7 mm Diff: 0.95dB
Frequency Response
Lower Limit
Upper Limit
dB
dBA/m
Hz

HAC_T-Coil_VoWiFi 5.2GHz_802.11a 6Mbps_AMR 4.75Kbps_Ch44_Y

Communication System: UID 10317 - AAA, IEEE 802.11a WiFi 5 GHz (OFDM, 6 Mbps, 96pc duty cycle); Frequency: 5220 MHz;Duty Cycle: 1:6.85488
Medium: Air Medium parameters used: $\sigma = 0$ S/m, $\varepsilon_r = 1$; $\rho = 0$ kg/m^3
Ambient Temperature：23.2 ℃

DASY5 Configuration:
- Probe: AM1DV2 - 1048; Calibrated: 2021.02.22
- Sensor-Surface: 0mm (Fix Surface)
- Electronics: DAE4 Sn480; Calibrated: 2021.06.22
- Phantom: HAC Test Arch with AMCC; Type: SD HAC P01 BA;
- Measurement SW: DASY52, Version 52.8 (8); SEMCAD X Version 14.6.10 (7331)

Ch44/y (transversal) 4.2mm 50 x 50/ABM SNR(x,y,z) (13x13x1): Measurement grid: dx=10mm, dy=10mm
ABM1/ABM2 = 54.30 dB
ABM1 comp = 2.57 dBA/m
BWC Factor = -0.0021 dB
Location: -4.2, 8.3, 3.7 mm

0 dB = 518.9 = 54.30 dB

HAC_T-Coil_VoWiFi 5.3GHz_802.11a 6Mbps_AMR 4.75Kbps_Ch60_Z

Communication System: UID 10317 - AAA, IEEE 802.11a WiFi 5 GHz (OFDM, 6 Mbps, 96pc duty cycle); Frequency: 5300 MHz;Duty Cycle: 1:6.85488
Medium: Air Medium parameters used: $\sigma = 0$ S/m, $\varepsilon_r = 1$; $\rho = 0$ kg/m^3
Ambient Temperature：23.2 ℃

DASY5 Configuration:
- Probe: AM1DV2 - 1048; Calibrated: 2022.02.22
- Sensor-Surface: 0mm (Fix Surface)
- Electronics: DAE4 Sn480; Calibrated: 2021.06.22
- Phantom: HAC Test Arch with AMCC; Type: SD HAC P01 BA;
- Measurement SW: DASY52, Version 52.8 (8); SEMCAD X Version 14.6.10 (7331)

Ch60/z (axial) 4.2mm 50 x 50/ABM SNR(x,y,z) (13x13x1): Measurement grid: dx=10mm, dy=10mm
ABM1/ABM2 = 60.78 dB
ABM1 comp = 15.37 dBA/m
BWC Factor = -0.0078 dB
Location: 4.2, -4.2, 3.7 mm



0 dB = 1093 = 60.77 dB

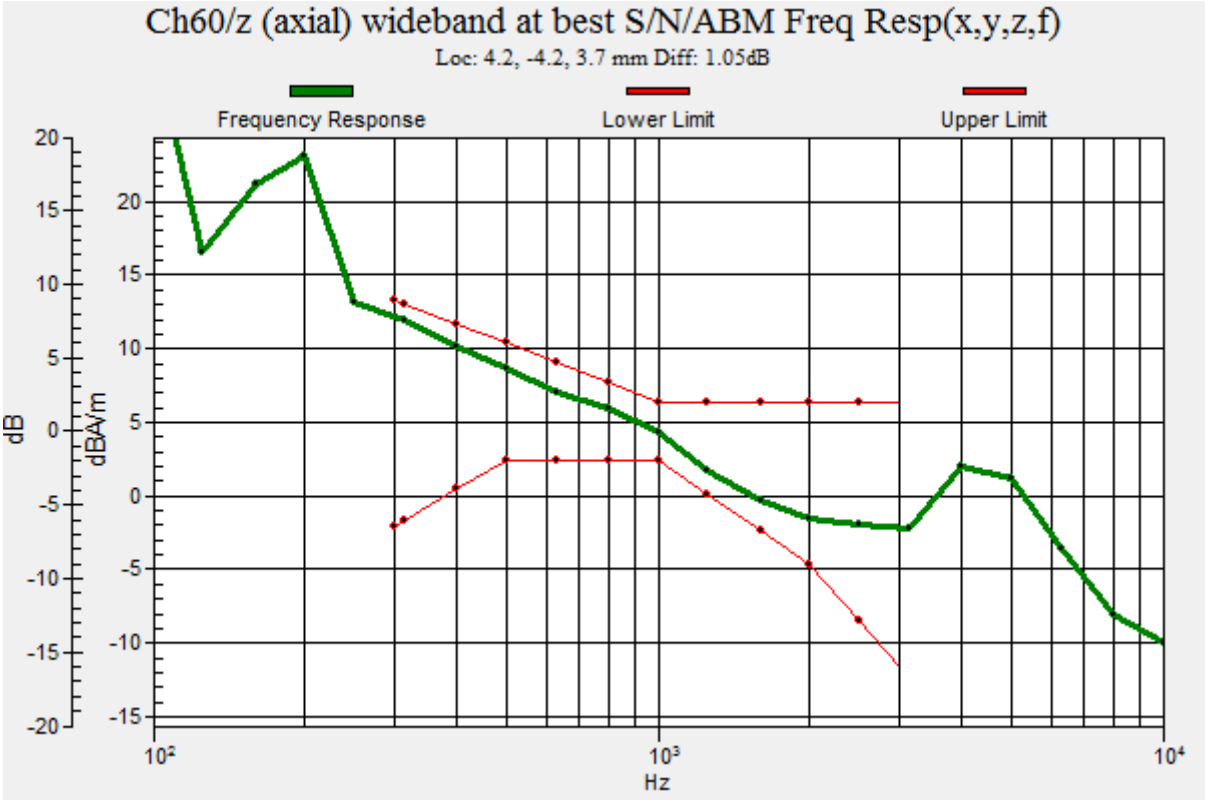
Ch60/z (axial) wideband at best S/N/ABM Freq Resp(x,y,z,f)
Loc: 4.2, -4.2, 3.7 mm Diff: 1.05dB
Frequency Response
Lower Limit
Upper Limit
dB
dBA/m
Hz

HAC_T-Coil_VoWiFi 5.3GHz_802.11a 6Mbps_AMR 4.75Kbps_Ch60_Y

Communication System: UID 10317 - AAA, IEEE 802.11a WiFi 5 GHz (OFDM, 6 Mbps, 96pc duty cycle); Frequency: 5300 MHz;Duty Cycle: 1:6.85488
Medium: Air Medium parameters used: $\sigma = 0$ S/m, $\varepsilon_r = 1$; $\rho = 0$ kg/m^3
Ambient Temperature：23.2 ℃

DASY5 Configuration:
- Probe: AM1DV2 - 1048; Calibrated: 2022.02.22
- Sensor-Surface: 0mm (Fix Surface)
- Electronics: DAE4 Sn480; Calibrated: 2021.06.22
- Phantom: HAC Test Arch with AMCC; Type: SD HAC P01 BA;
- Measurement SW: DASY52, Version 52.8 (8); SEMCAD X Version 14.6.10 (7331)

Ch60/y (transversal) 4.2mm 50 x 50/ABM SNR(x,y,z) (13x13x1): Measurement grid: dx=10mm, dy=10mm
ABM1/ABM2 = 28.17 dB
ABM1 comp = 3.09 dBA/m
BWC Factor = -0.0078 dB
Location: 0, -20.8, 3.7 mm

0 dB = 25.63 = 28.17 dB

HAC_T-Coil_VoWiFi 5.5GHz_802.11a 6Mbps_AMR 4.75Kbps_Ch120_Z

Communication System: UID 10317 - AAA, IEEE 802.11a WiFi 5 GHz (OFDM, 6 Mbps, 96pc duty cycle); Frequency: 5600 MHz;Duty Cycle: 1:6.85488
Medium: Air Medium parameters used: $\sigma = 0$ S/m, $\varepsilon_r = 1$; $\rho = 0$ kg/m^3
Ambient Temperature：23.2 ℃

DASY5 Configuration:
- Probe: AM1DV2 - 1048; Calibrated: 2022.02.22
- Sensor-Surface: 0mm (Fix Surface)
- Electronics: DAE4 Sn480; Calibrated: 2021.06.22
- Phantom: HAC Test Arch with AMCC; Type: SD HAC P01 BA;
- Measurement SW: DASY52, Version 52.8 (8); SEMCAD X Version 14.6.10 (7331)

Ch120/z (axial) 4.2mm 50 x 50/ABM SNR(x,y,z) (13x13x1): Measurement grid: dx=10mm, dy=10mm
ABM1/ABM2 = 28.58 dB
ABM1 comp = 8.32 dBA/m
BWC Factor = 0.0077 dB
Location: 8.3, -12.5, 3.7 mm

0 dB = 26.86 = 28.58 dB

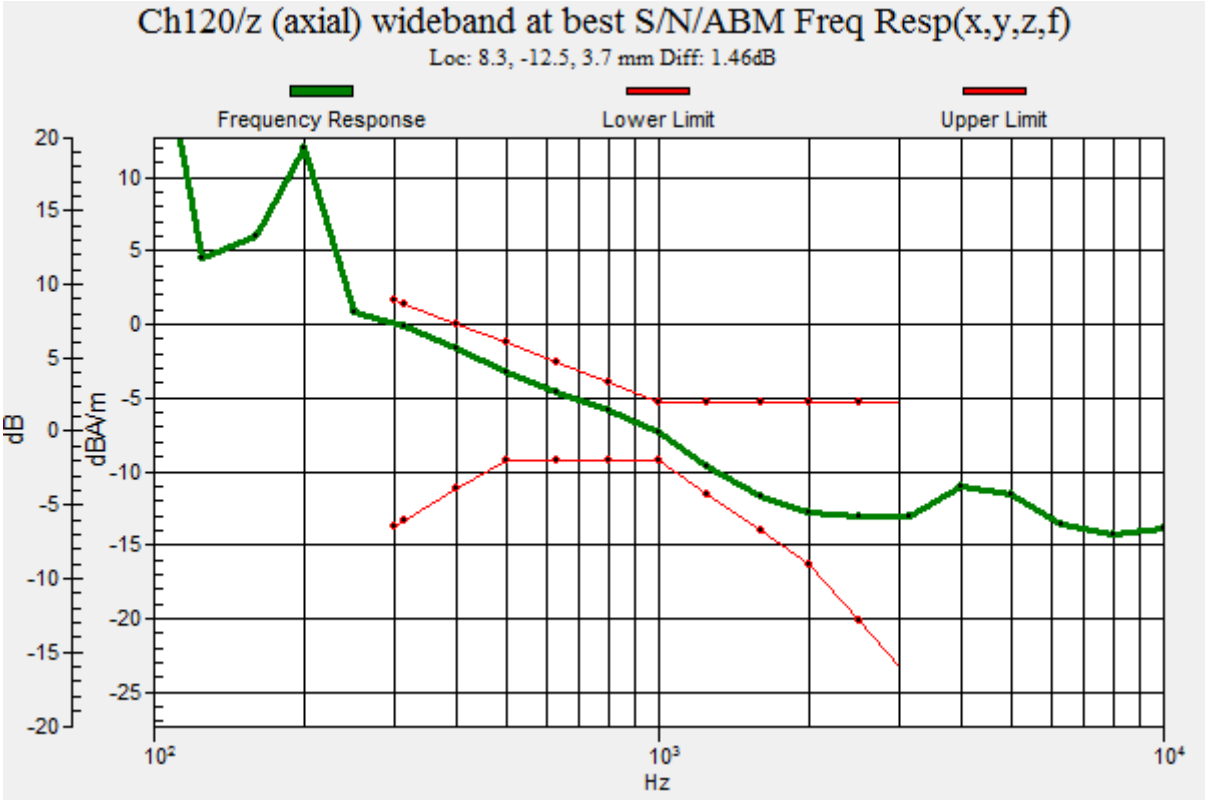
Ch120/z (axial) wideband at best S/N/ABM Freq Resp(x,y,z,f)
Loc: 8.3, -12.5, 3.7 mm Diff: 1.46dB
Frequency Response
Lower Limit
Upper Limit
dB
dBA/m
Hz

HAC_T-Coil_VoWiFi 5.5GHz_802.11a 6Mbps_AMR 4.75Kbps_Ch120_Y

Communication System: UID 10317 - AAA, IEEE 802.11a WiFi 5 GHz (OFDM, 6 Mbps, 96pc duty cycle); Frequency: 5600 MHz;Duty Cycle: 1:6.85488
Medium: Air Medium parameters used: $\sigma = 0$ S/m, $\varepsilon_r = 1$; $\rho = 0$ kg/m^3
Ambient Temperature：23.2 ℃

DASY5 Configuration:
- Probe: AM1DV2 - 1048; Calibrated: 2021.02.22
- Sensor-Surface: 0mm (Fix Surface)
- Electronics: DAE4 Sn480; Calibrated: 2021.06.22
- Phantom: HAC Test Arch with AMCC; Type: SD HAC P01 BA;
- Measurement SW: DASY52, Version 52.8 (8); SEMCAD X Version 14.6.10 (7331)

Ch120/y (transversal) 4.2mm 50 x 50/ABM SNR(x,y,z) (13x13x1): Measurement grid: dx=10mm, dy=10mm
ABM1/ABM2 = 54.12 dB
ABM1 comp = 4.87 dBA/m
BWC Factor = 0.0077 dB
Location: 0, 12.5, 3.7 mm

0 dB = 508.4 = 54.12 dB

HAC_T-Coil_VoWiFi 5.8GHz_802.11a 6Mbps_AMR 4.75Kbps_Ch157_Z

Communication System: UID 10317 - AAA, IEEE 802.11a WiFi 5 GHz (OFDM, 6 Mbps, 96pc duty cycle); Frequency: 5785 MHz;Duty Cycle: 1:6.85488
Medium: Air Medium parameters used: $\sigma = 0$ S/m, $\varepsilon_r = 1$; $\rho = 0$ kg/m^3
Ambient Temperature：23.2 ℃

DASY5 Configuration:
- Probe: AM1DV2 - 1048; Calibrated: 2022.02.22
- Sensor-Surface: 0mm (Fix Surface)
- Electronics: DAE4 Sn480; Calibrated: 2021.06.22
- Phantom: HAC Test Arch with AMCC; Type: SD HAC P01 BA;
- Measurement SW: DASY52, Version 52.8 (8); SEMCAD X Version 14.6.10 (7331)

Ch157/z (axial) 4.2mm 50 x 50/ABM SNR(x,y,z) (13x13x1): Measurement grid: dx=10mm, dy=10mm
ABM1/ABM2 = 27.95 dB
ABM1 comp = 9.88 dBA/m
BWC Factor = 0.0074 dB
Location: 8.3, 8.3, 3.7 mm

0 dB = 24.97 = 27.95 dB

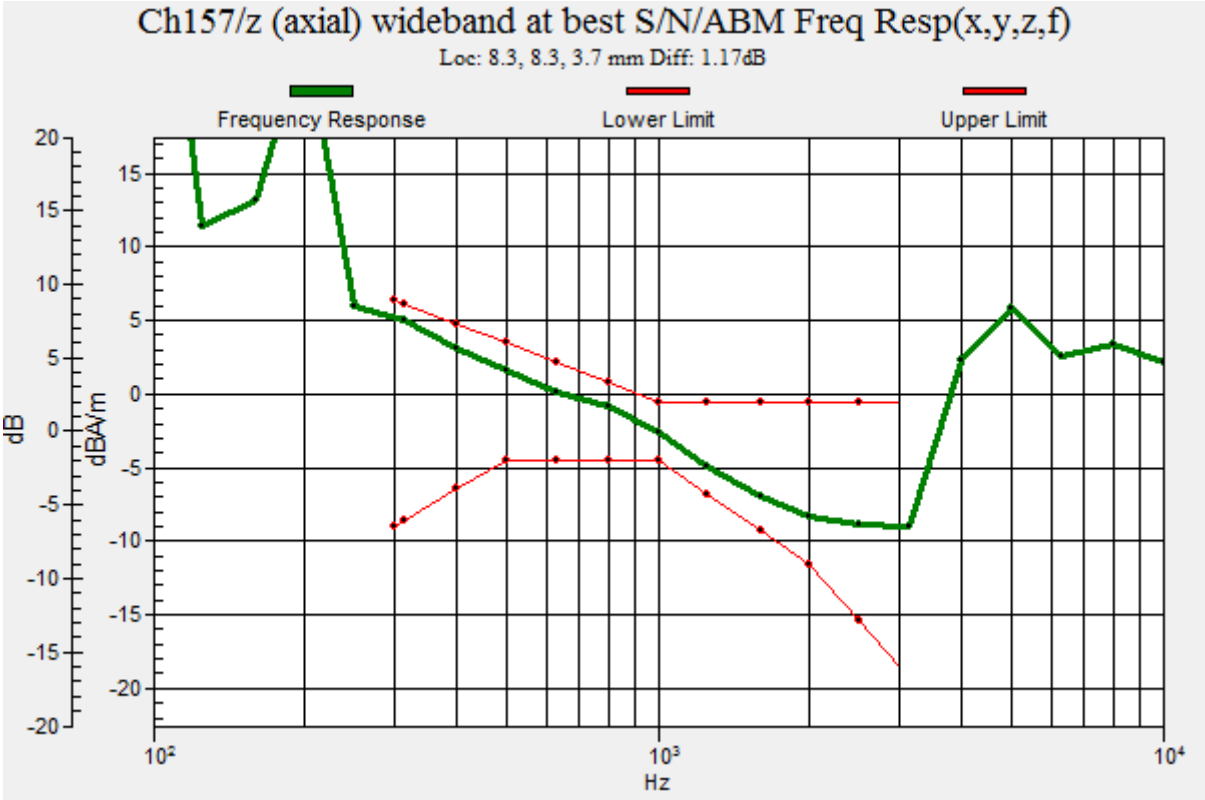
Ch157/z (axial) wideband at best S/N/ABM Freq Resp(x,y,z,f)
Loc: 8.3, 8.3, 3.7 mm Diff: 1.17dB
Frequency Response
Lower Limit
Upper Limit
dB
dBA/m
Hz

HAC_T-Coil_VoWiFi 5.8GHz_802.11a 6Mbps_AMR 4.75Kbps_Ch157_Y

Communication System: UID 10317 - AAA, IEEE 802.11a WiFi 5 GHz (OFDM, 6 Mbps, 96pc duty cycle); Frequency: 5785 MHz;Duty Cycle: 1:6.85488
Medium: Air Medium parameters used: $\sigma = 0$ S/m, $\varepsilon_r = 1$; $\rho = 0$ kg/m^3
Ambient Temperature：23.2 ℃

DASY5 Configuration:
- Probe: AM1DV2 - 1048; Calibrated: 2022.02.22
- Sensor-Surface: 0mm (Fix Surface)
- Electronics: DAE4 Sn480; Calibrated: 2021.06.22
- Phantom: HAC Test Arch with AMCC; Type: SD HAC P01 BA;
- Measurement SW: DASY52, Version 52.8 (8); SEMCAD X Version 14.6.10 (7331)

Ch157/y (transversal) 4.2mm 50 x 50/ABM SNR(x,y,z) (13x13x1): Measurement grid: dx=10mm, dy=10mm
ABM1/ABM2 = 28.41 dB
ABM1 comp = 6.33 dBA/m
BWC Factor = 0.0074 dB
Location: 0, -4.2, 3.7 mm

0 dB = 26.34 = 28.41 dB

HAC_T-Coil_VoWiFi 5.8GHz_802.11n-HT20 MCS0_AMR 4.75Kbps_Ch157_Z

Communication System: UID 10193 - CAA, IEEE 802.11n (HT Greenfield, 6.5 Mbps, BPSK);
Frequency: 5785 MHz;Duty Cycle: 1:6.44169
Medium: Air Medium parameters used: $\sigma = 0$ S/m, $\varepsilon_r = 1$; $\rho = 0$ kg/m^3
Ambient Temperature：23.2 ℃

DASY5 Configuration:
- Probe: AM1DV2 - 1048; Calibrated: 2022.02.22
- Sensor-Surface: 0mm (Fix Surface)
- Electronics: DAE4 Sn480; Calibrated: 2021.06.22
- Phantom: HAC Test Arch with AMCC; Type: SD HAC P01 BA;
- Measurement SW: DASY52, Version 52.8 (8); SEMCAD X Version 14.6.10 (7331)

Ch157/z (axial) 4.2mm 50 x 50/ABM SNR(x,y,z) (13x13x1): Measurement grid: dx=10mm, dy=10mm
ABM1/ABM2 = 62.29 dB
ABM1 comp = 15.56 dBA/m
BWC Factor = -0.0024 dB
Location: 4.2, -4.2, 3.7 mm

0 dB = 1302 = 62.29 dB

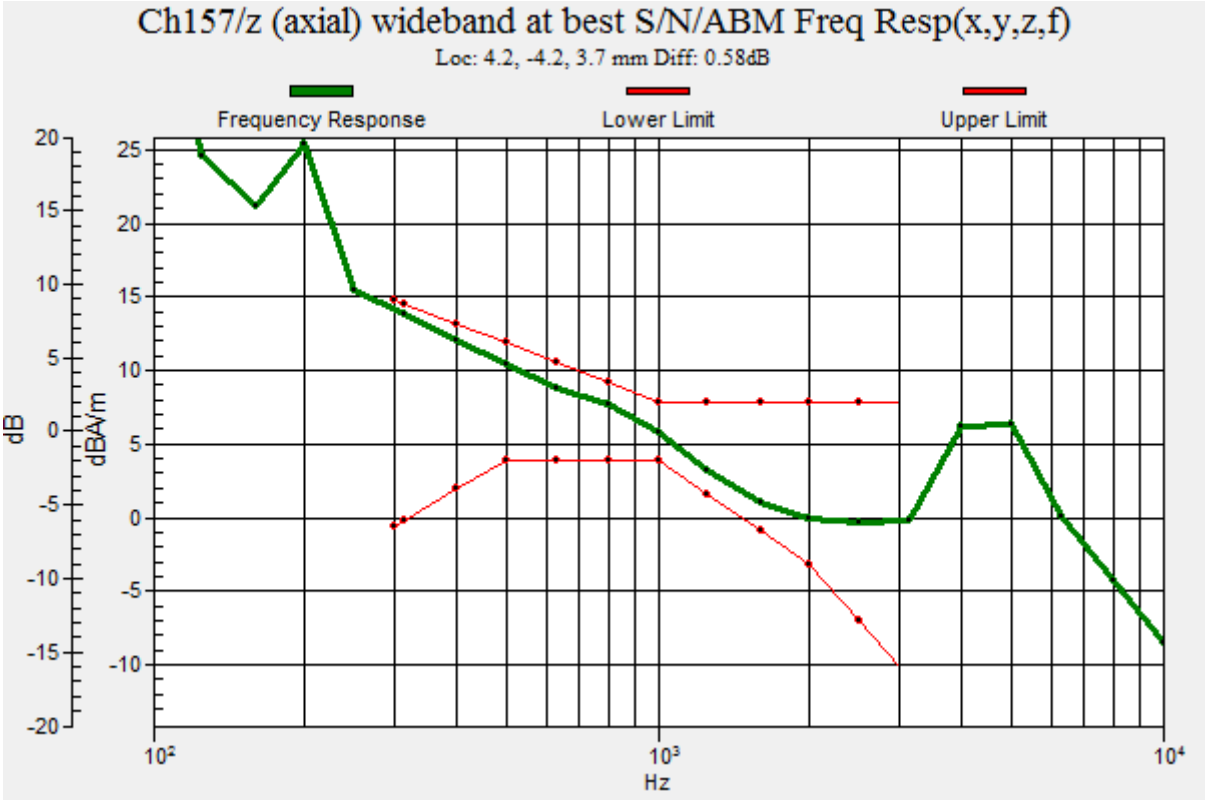
Ch157/z (axial) wideband at best S/N/ABM Freq Resp(x,y,z,f)
Loc: 4.2, -4.2, 3.7 mm Diff: 0.58dB
Frequency Response
Lower Limit
Upper Limit
dB
dBA/m
Hz

HAC_T-Coil_VoWiFi 5.8GHz_802.11n-HT20 MCS0_AMR 4.75Kbps_Ch157_Y

Communication System: UID 10193 - CAA, IEEE 802.11n (HT Greenfield, 6.5 Mbps, BPSK);
Frequency: 5785 MHz;Duty Cycle: 1:6.44169
Medium: Air Medium parameters used: $\sigma = 0$ S/m, $\varepsilon_r = 1$; $\rho = 0$ kg/m^3
Ambient Temperature：23.2 ℃

DASY5 Configuration:
- Probe: AM1DV2 - 1048; Calibrated: 2022.02.22
- Sensor-Surface: 0mm (Fix Surface)
- Electronics: DAE4 Sn480; Calibrated: 2021.06.22
- Phantom: HAC Test Arch with AMCC; Type: SD HAC P01 BA;
- Measurement SW: DASY52, Version 52.8 (8); SEMCAD X Version 14.6.10 (7331)

Ch157/y (transversal) 4.2mm 50 x 50/ABM SNR(x,y,z) (13x13x1): Measurement grid: dx=10mm, dy=10mm
ABM1/ABM2 = 53.65 dB
ABM1 comp = 6.02 dBA/m
BWC Factor = -0.0024 dB
Location: 0, 8.3, 3.7 mm

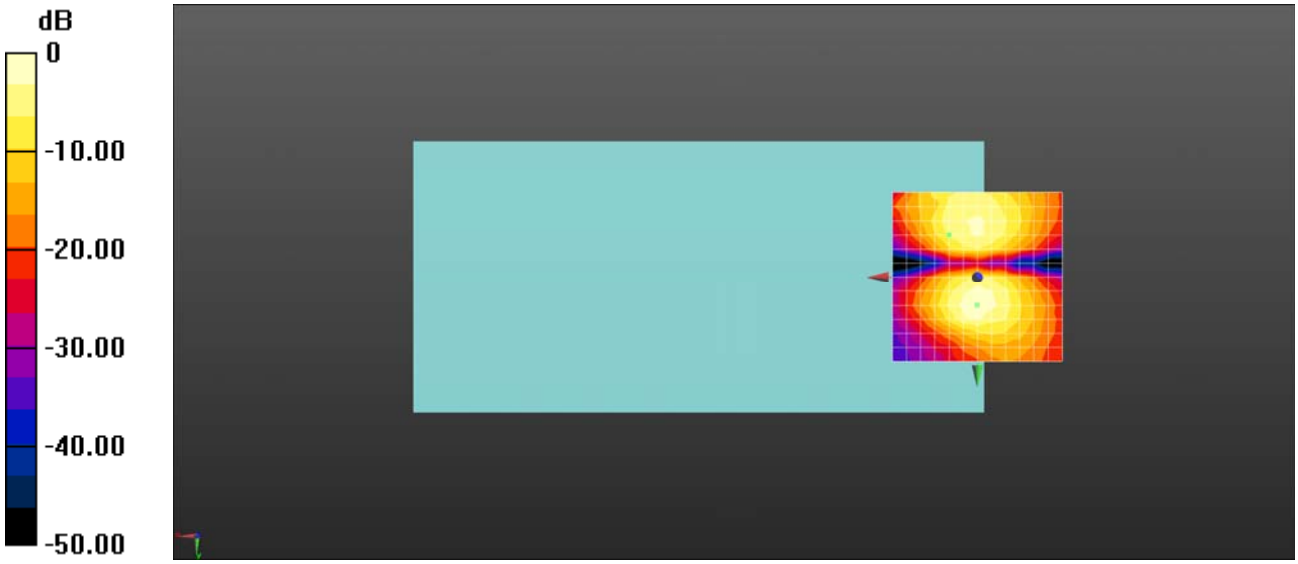

0 dB = 481.7 = 53.66 dB

HAC_T-Coil_VoWiFi 5.8GHz_802.11n-HT40 MCS0_AMR 4.75Kbps_Ch159_Z

Communication System: UID 10117 - CAA, IEEE 802.11n (HT Mixed, 13.5 Mbps, BPSK);
Frequency: 5795 MHz;Duty Cycle: 1:6.4121
Medium: Air Medium parameters used: $\sigma = 0$ S/m, $\varepsilon_r = 1$; $\rho = 0$ kg/m^3
Ambient Temperature：23.2 ℃

DASY5 Configuration:
- Probe: AM1DV2 - 1048; ; Calibrated: 2022.02.22
- Sensor-Surface: 0mm (Fix Surface)
- Electronics: DAE4 Sn480; Calibrated: 2021.06.22
- Phantom: HAC Test Arch with AMCC; Type: SD HAC P01 BA;
- Measurement SW: DASY52, Version 52.8 (8); SEMCAD X Version 14.6.10 (7331)

Ch159/z (axial) 4.2mm 50 x 50/ABM SNR(x,y,z) (13x13x1): Measurement grid: dx=10mm, dy=10mm
ABM1/ABM2 = 27.85 dB
ABM1 comp = 2.82 dBA/m
BWC Factor = 0.0018 dB
Location: 12.5, -12.5, 3.7 mm

0 dB = 24.68 = 27.85 dB

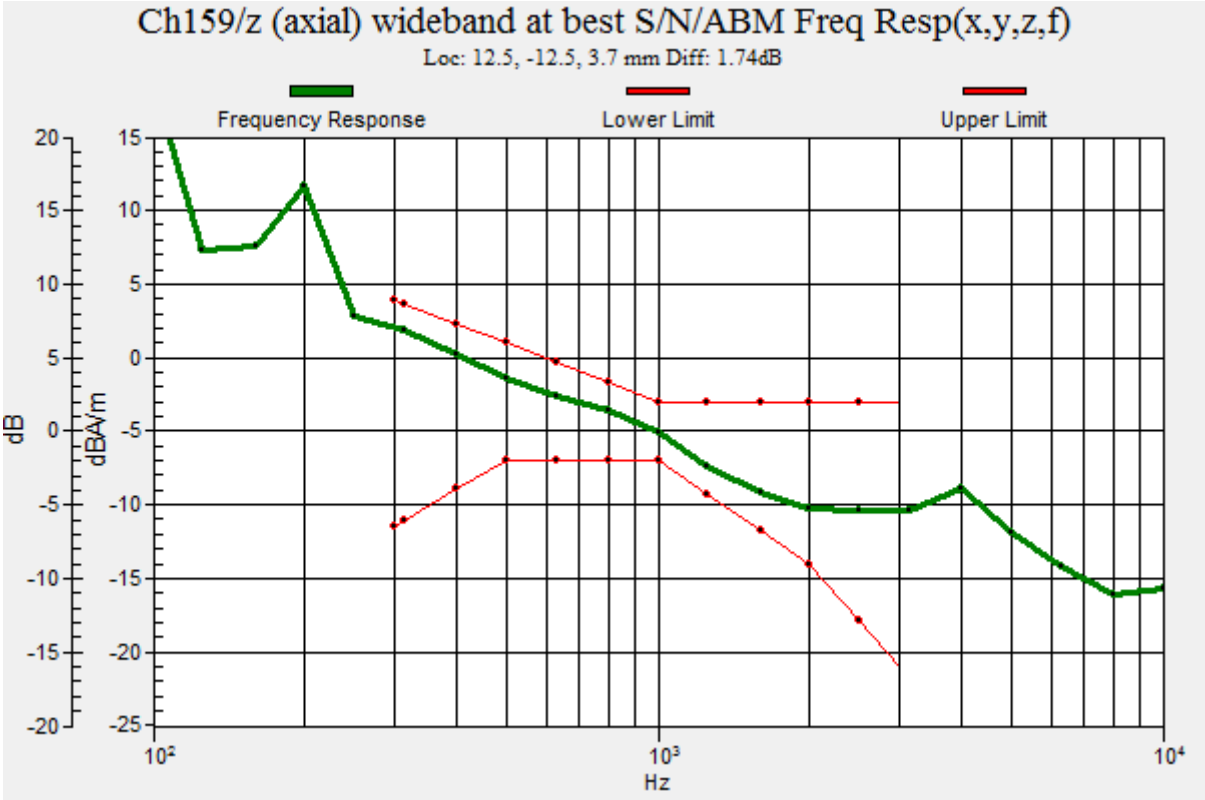
Ch159/z (axial) wideband at best S/N/ABM Freq Resp(x,y,z,f)
Loc: 12.5, -12.5, 3.7 mm Diff: 1.74dB
Frequency Response
Lower Limit
Upper Limit
dB
dBA/m
Hz

HAC_T-Coil_VoWiFi 5.8GHz_802.11n-HT40 MCS0_AMR 4.75Kbps_Ch159_Y

Communication System: UID 10117 - CAA, IEEE 802.11n (HT Mixed, 13.5 Mbps, BPSK);
Frequency: 5795 MHz;Duty Cycle: 1:6.4121
Medium: Air Medium parameters used: $\sigma = 0$ S/m, $\varepsilon_r = 1$; $\rho = 0$ kg/m^3
Ambient Temperature：23.2 ℃

DASY5 Configuration:
- Probe: AM1DV2 - 1048; Calibrated: 2022.02.22
- Sensor-Surface: 0mm (Fix Surface)
- Electronics: DAE4 Sn480; Calibrated: 2021.06.22
- Phantom: HAC Test Arch with AMCC; Type: SD HAC P01 BA;
- Measurement SW: DASY52, Version 52.8 (8); SEMCAD X Version 14.6.10 (7331)

Ch159/y (transversal) 4.2mm 50 x 50/ABM SNR(x,y,z) (13x13x1): Measurement grid: dx=10mm, dy=10mm
ABM1/ABM2 = 52.87 dB
ABM1 comp = 7.39 dBA/m
BWC Factor = 0.0018 dB
Location: 0, 8.3, 3.7 mm



0 dB = 1.000 = 0.00 dB

HAC_T-Coil_VoWiFi 5.8GHz_802.11ac-VHT20 MCS0_AMR 4.75Kbps_Ch157_Z

Communication System: UID 10400 - AAA, IEEE 802.11ac WiFi (20MHz, 64-QAM, 99pc duty cycle); Frequency: 5785 MHz;Duty Cycle: 1:6.87068
Medium: Air Medium parameters used: $\sigma = 0$ S/m, $\varepsilon_r = 1$; $\rho = 0$ kg/m^3
Ambient Temperature：23.2 ℃

DASY5 Configuration:
- Probe: AM1DV2 - 1048; Calibrated: 2022.02.22
- Sensor-Surface: 0mm (Fix Surface)
- Electronics: DAE4 Sn480; Calibrated: 2021.06.22
- Phantom: HAC Test Arch with AMCC; Type: SD HAC P01 BA;
- Measurement SW: DASY52, Version 52.8 (8); SEMCAD X Version 14.6.10 (7331)

Ch157/z (axial) 4.2mm 50 x 50/ABM SNR(x,y,z) (13x13x1): Measurement grid: dx=10mm, dy=10mm
ABM1/ABM2 = 28.23 dB
ABM1 comp = 5.00 dBA/m
BWC Factor = 0.0039 dB
Location: -4.2, -8.3, 3.7 mm



0 dB = 25.79 = 28.23 dB

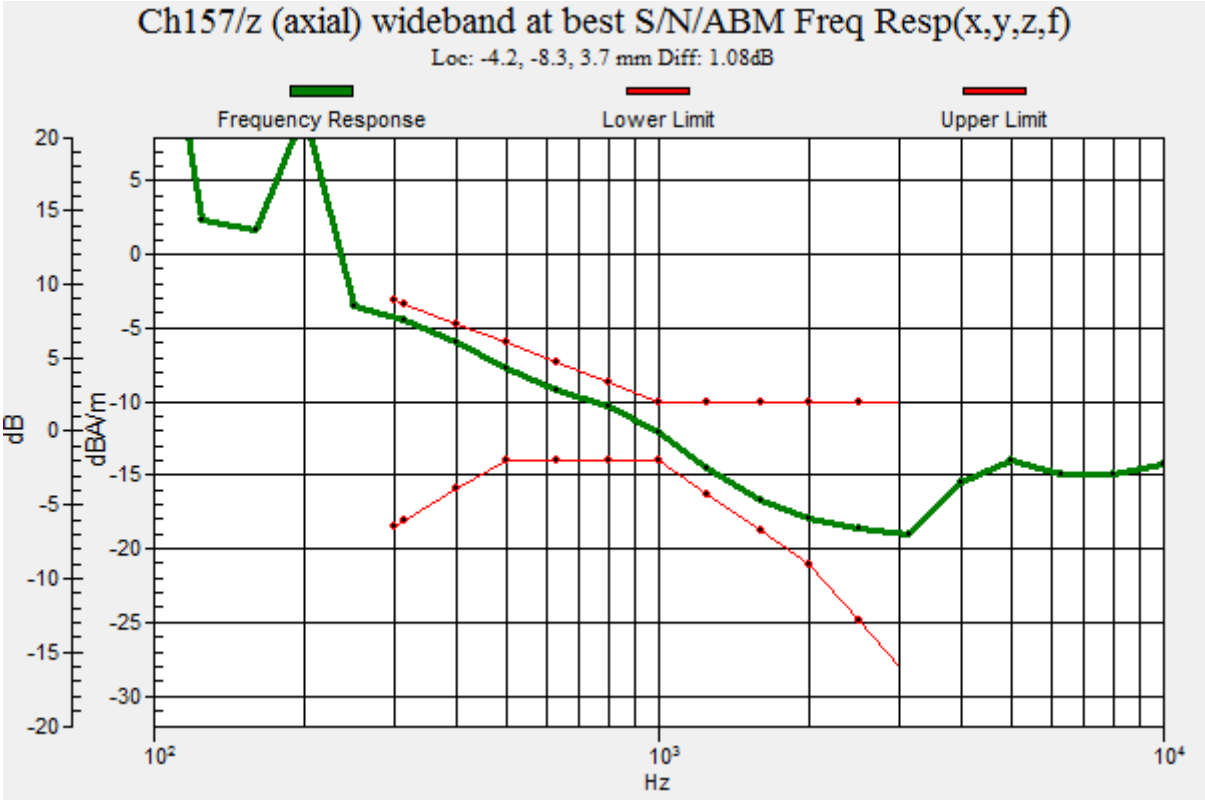
Ch157/z (axial) wideband at best S/N/ABM Freq Resp(x,y,z,f)
Loc: -4.2, -8.3, 3.7 mm Diff: 1.08dB
Frequency Response
Lower Limit
Upper Limit
dB
dBA/m
Hz

HAC_T-Coil_VoWiFi 5.8GHz_802.11ac-VHT20 MCS0_AMR 4.75Kbps_Ch157_Y

Communication System: UID 10400 - AAA, IEEE 802.11ac WiFi (20MHz, 64-QAM, 99pc duty cycle); Frequency: 5785 MHz;Duty Cycle: 1:6.87068
Medium: Air Medium parameters used: $\sigma = 0$ S/m, $\varepsilon_r = 1$; $\rho = 0$ kg/m^3
Ambient Temperature：23.2 ℃;

DASY5 Configuration:
- Probe: AM1DV2 - 1048; Calibrated: 2022.02.22
- Sensor-Surface: 0mm (Fix Surface)
- Electronics: DAE4 Sn480; Calibrated: 2021.06.22
- Phantom: HAC Test Arch with AMCC; Type: SD HAC P01 BA;
- Measurement SW: DASY52, Version 52.8 (8); SEMCAD X Version 14.6.10 (7331)

Ch157/y (transversal) 4.2mm 50 x 50/ABM SNR(x,y,z) (13x13x1): Measurement grid: dx=10mm, dy=10mm
ABM1/ABM2 = 54.09 dB
ABM1 comp = 7.08 dBA/m
BWC Factor = 0.0039 dB
Location: 0, 8.3, 3.7 mm



0 dB = 506.6 = 54.09 dB

HAC_T-Coil_VoWiFi 5.8GHz_802.11ac-VHT40 MCS0_AMR 4.75Kbps_Ch159_Z

Communication System: UID 10401 - AAA, IEEE 802.11ac WiFi (40MHz, 64-QAM, 99pc duty cycle); Frequency: 5795 MHz;Duty Cycle: 1:7.24436
Medium: Air Medium parameters used: $\sigma = 0$ S/m, $\varepsilon_r = 1$; $\rho = 0$ kg/m^3
Ambient Temperature：23.2 C

DASY5 Configuration:
- Probe: AM1DV2 - 1048; Calibrated: 2022.02.22
- Sensor-Surface: 0mm (Fix Surface)
- Electronics: DAE4 Sn480; Calibrated: 2021.06.22
- Phantom: HAC Test Arch with AMCC; Type: SD HAC P01 BA;
- Measurement SW: DASY52, Version 52.8 (8); SEMCAD X Version 14.6.10 (7331)

Ch159/z (axial) 4.2mm 50 x 50/ABM SNR(x,y,z) (13x13x1): Measurement grid: dx=10mm, dy=10mm
ABM1/ABM2 = 62.48 dB
ABM1 comp = 15.25 dBA/m
BWC Factor = -0.00083 dB
Location: 4.2, -4.2, 3.7 mm

0 dB = 1331 = 62.48 dB

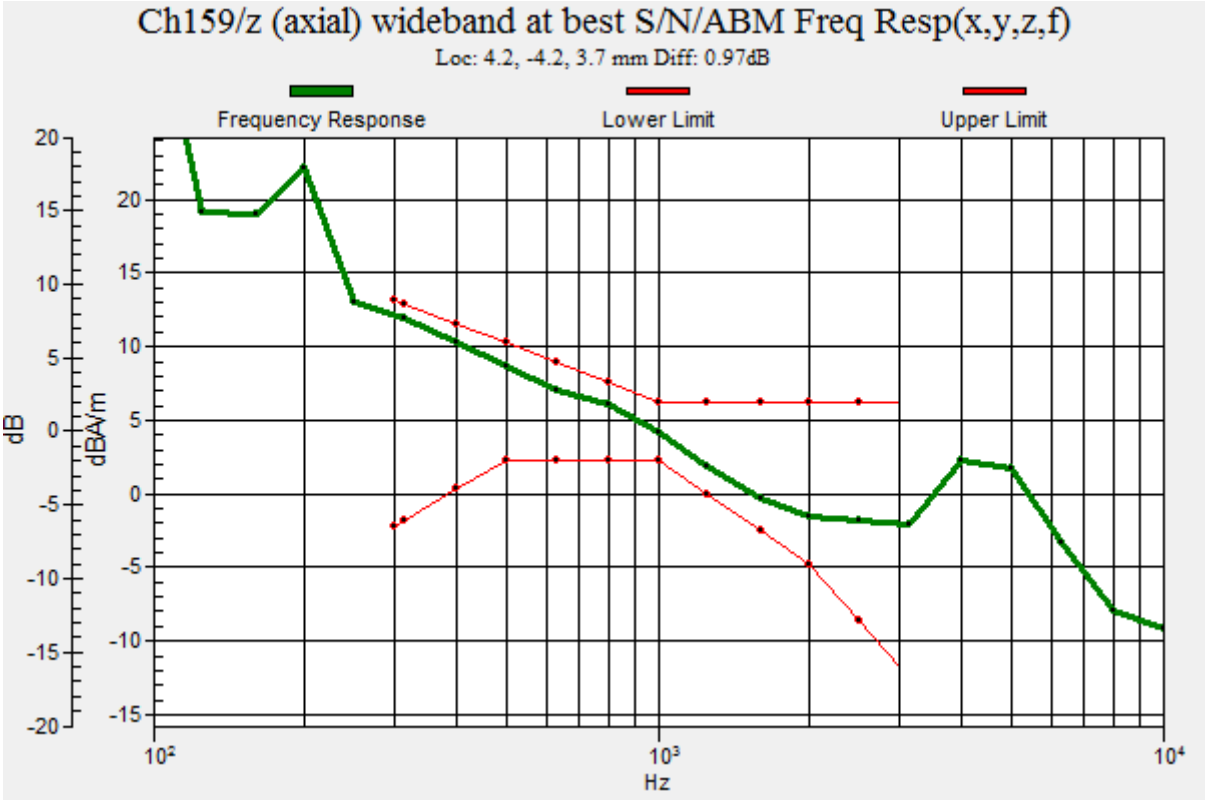
Ch159/z (axial) wideband at best S/N/ABM Freq Resp(x,y,z,f)
Loc: 4.2, -4.2, 3.7 mm Diff: 0.97dB
Frequency Response
Lower Limit
Upper Limit
dB
dBA/m
Hz

HAC_T-Coil_VoWiFi 5.8GHz_802.11ac-VHT40 MCS0_AMR 4.75Kbps_Ch159_Y

Communication System: UID 10401 - AAA, IEEE 802.11ac WiFi (40MHz, 64-QAM, 99pc duty cycle); Frequency: 5795 MHz;Duty Cycle: 1:7.24436
Medium: Air Medium parameters used: $\sigma = 0$ S/m, $\varepsilon_r = 1$; $\rho = 0$ kg/m^3
Ambient Temperature：23.2 ℃

DASY5 Configuration:
- Probe: AM1DV2 - 1048; Calibrated: 2022.02.22
- Sensor-Surface: 0mm (Fix Surface)
- Electronics: DAE4 Sn480; Calibrated: 2021.06.22
- Phantom: HAC Test Arch with AMCC; Type: SD HAC P01 BA;
- Measurement SW: DASY52, Version 52.8 (8); SEMCAD X Version 14.6.10 (7331)

Ch159/y (transversal) 4.2mm 50 x 50/ABM SNR(x,y,z) (13x13x1): Measurement grid: dx=10mm, dy=10mm
ABM1/ABM2 = 53.51 dB
ABM1 comp = 6.63 dBA/m
BWC Factor = -0.00083 dB
Location: 0, 8.3, 3.7 mm



0 dB = 474.0 = 53.52 dB

HAC_T-Coil_VoWiFi 5.8GHz_802.11ac-VHT80 MCS0_AMR 4.75Kbps_Ch155_Z

Communication System: UID 10402 - AAA, IEEE 802.11ac WiFi (80MHz, 64-QAM, 99pc duty cycle); Frequency: 5775 MHz;Duty Cycle: 1:7.12853
Medium: Air Medium parameters used: $\sigma = 0$ S/m, $\varepsilon_r = 1$; $\rho = 0$ kg/m^3
Ambient Temperature：23.2 ℃

DASY5 Configuration:
- Probe: AM1DV2 - 1048; Calibrated: 2022.02.22
- Sensor-Surface: 0mm (Fix Surface)
- Electronics: DAE4 Sn480; Calibrated: 2021.06.22
- Phantom: HAC Test Arch with AMCC; Type: SD HAC P01 BA;
- Measurement SW: DASY52, Version 52.8 (8); SEMCAD X Version 14.6.10 (7331)

Ch155/z (axial) 4.2mm 50 x 50/ABM SNR(x,y,z) (13x13x1): Measurement grid: dx=10mm, dy=10mm
ABM1/ABM2 = 62.04 dB
ABM1 comp = 15.09 dBA/m
BWC Factor = 0.01 dB
Location: 4.2, -4.2, 3.7 mm

0 dB = 1265 = 62.04 dB

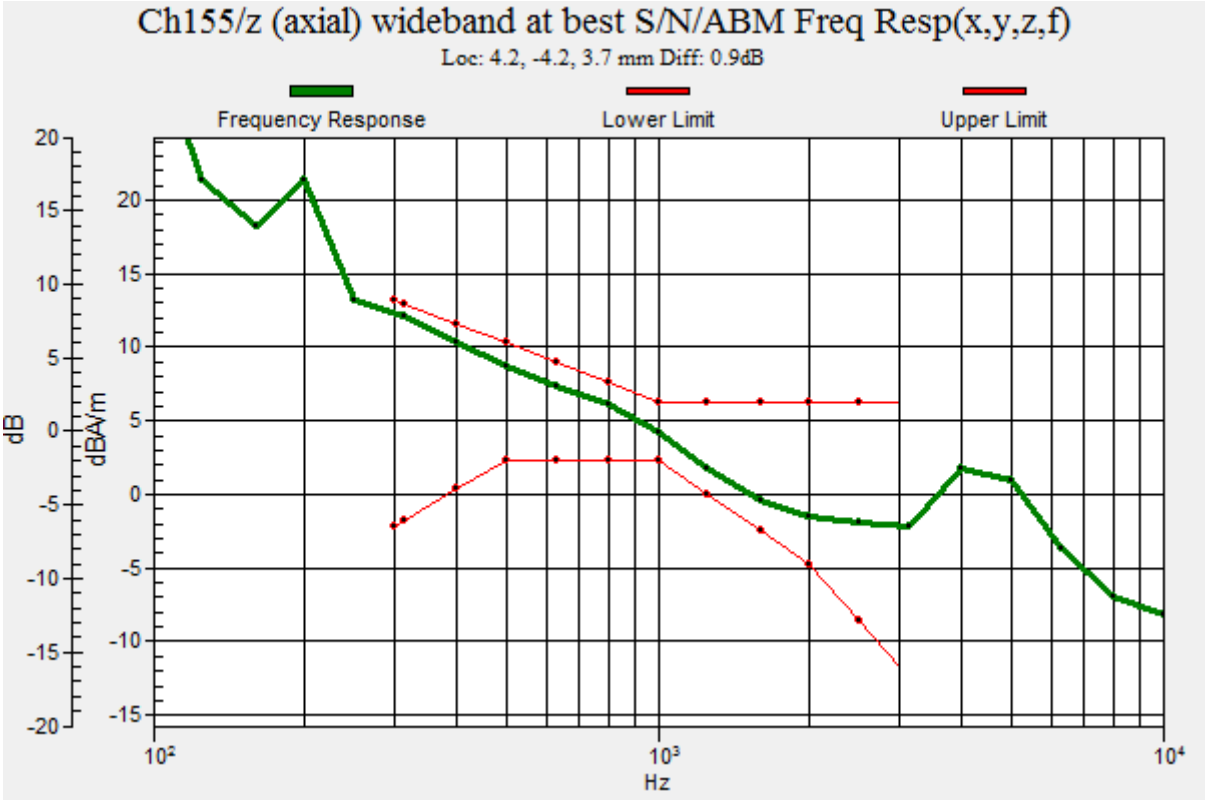
Ch155/z (axial) wideband at best S/N/ABM Freq Resp(x,y,z,f)
Loc: 4.2, -4.2, 3.7 mm Diff: 0.9dB
Frequency Response
Lower Limit
Upper Limit
dB
dBA/m
Hz

HAC_T-Coil_VoWiFi 5.8GHz_802.11ac-VHT80 MCS0_AMR 4.75Kbps_Ch155_Y

Communication System: UID 10402 - AAA, IEEE 802.11ac WiFi (80MHz, 64-QAM, 99pc duty cycle); Frequency: 5775 MHz;Duty Cycle: 1:7.12853
Medium: Air Medium parameters used: $\sigma = 0$ S/m, $\varepsilon_r = 1$; $\rho = 0$ kg/m^3
Ambient Temperature：23.2 ℃

DASY5 Configuration:
- Probe: AM1DV2 - 1048; Calibrated: 2022.02.22
- Sensor-Surface: 0mm (Fix Surface)
- Electronics: DAE4 Sn480; Calibrated: 2021.06.22
- Phantom: HAC Test Arch with AMCC; Type: SD HAC P01 BA;
- Measurement SW: DASY52, Version 52.8 (8); SEMCAD X Version 14.6.10 (7331)

Ch155/y (transversal) 4.2mm 50 x 50/ABM SNR(x,y,z) (13x13x1): Measurement grid: dx=10mm, dy=10mm
ABM1/ABM2 = 53.64 dB
ABM1 comp = 6.20 dBA/m
BWC Factor = 0.01 dB
Location: 0, 8.3, 3.7 mm



0 dB = 480.6 = 53.64 dB

HAC_T-Coil_VoWiFi 5.8GHz_802.11ax-HEW20 RU26_AMR 4.75Kbps_Ch157_Z

Communication System: UID 10400 - AAA, IEEE 802.11ac WiFi (20MHz, 64-QAM, 99pc duty cycle); Frequency: 5785 MHz;Duty Cycle: 1:6.87068
Medium: Air Medium parameters used: $\sigma = 0$ S/m, $\varepsilon_r = 1$; $\rho = 0$ kg/m^3
Ambient Temperature：23.2 ℃

DASY5 Configuration:
- Probe: AM1DV2 - 1048; Calibrated: 2022.02.22
- Sensor-Surface: 0mm (Fix Surface)
- Electronics: DAE4 Sn480; Calibrated: 2021.06.22
- Phantom: HAC Test Arch with AMCC; Type: SD HAC P01 BA;
- Measurement SW: DASY52, Version 52.8 (8); SEMCAD X Version 14.6.10 (7331)

Ch157/z (axial) 4.2mm 50 x 50/ABM SNR(x,y,z) (13x13x1): Measurement grid: dx=10mm, dy=10mm
ABM1/ABM2 = 61.42 dB
ABM1 comp = 15.26 dBA/m
BWC Factor = 0.0011 dB
Location: 4.2, 0, 3.7 mm

0 dB = 1178 = 61.42 dB

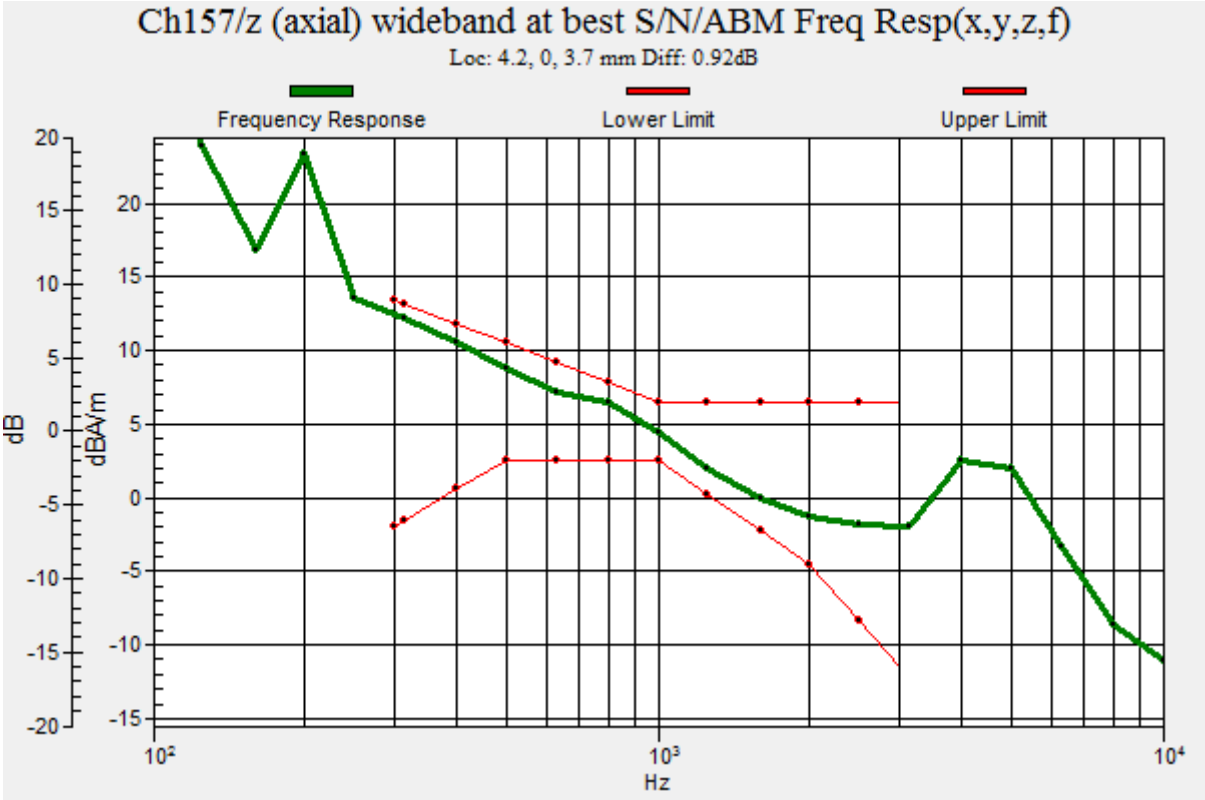
Ch157/z (axial) wideband at best S/N/ABM Freq Resp(x,y,z,f)
Loc: 4.2, 0, 3.7 mm Diff: 0.92dB
Frequency Response
Lower Limit
Upper Limit
dB
dBA/m
Hz

HAC_T-Coil_VoWiFi 5.8GHz_802.11ax-HEW20 RU26_AMR 4.75Kbps_Ch157_Y

Communication System: UID 10400 - AAA, IEEE 802.11ac WiFi (20MHz, 64-QAM, 99pc duty cycle); Frequency: 5785 MHz;Duty Cycle: 1:6.87068
Medium: Air Medium parameters used: $\sigma = 0$ S/m, $\varepsilon_r = 1$; $\rho = 0$ kg/m^3
Ambient Temperature：23.2 ℃

DASY5 Configuration:
- Probe: AM1DV2 - 1048; Calibrated: 2022.02.22
- Sensor-Surface: 0mm (Fix Surface)
- Electronics: DAE4 Sn480; Calibrated: 2021.06.22
- Phantom: HAC Test Arch with AMCC; Type: SD HAC P01 BA;
- Measurement SW: DASY52, Version 52.8 (8); SEMCAD X Version 14.6.10 (7331)

Ch157/y (transversal) 4.2mm 50 x 50/ABM SNR(x,y,z) (13x13x1): Measurement grid: dx=10mm, dy=10mm
ABM1/ABM2 = 52.80 dB
ABM1 comp = 5.03 dBA/m
BWC Factor = 0.0011 dB
Location: 0, 12.5, 3.7 mm



0 dB = 436.7 = 52.80 dB

HAC_T-Coil_VoWiFi 5.8GHz_802.11ax-HEW20 RU242_AMR 4.75Kbps_Ch157_Z

Communication System: UID 10400 - AAA, IEEE 802.11ac WiFi (20MHz, 64-QAM, 99pc duty cycle); Frequency: 5785 MHz;Duty Cycle: 1:6.87068
Medium: Air Medium parameters used: $\sigma = 0$ S/m, $\varepsilon_r = 1$; $\rho = 0$ kg/m^3
Ambient Temperature：23.2 ℃

DASY5 Configuration:
- Probe: AM1DV2 - 1048; ; Calibrated: 2022.02.22
- Sensor-Surface: 0mm (Fix Surface)
- Electronics: DAE4 Sn480; Calibrated: 2021.06.22
- Phantom: HAC Test Arch with AMCC; Type: SD HAC P01 BA;
- Measurement SW: DASY52, Version 52.8 (8); SEMCAD X Version 14.6.10 (7331)

Ch157/z (axial) 4.2mm 50 x 50/ABM SNR(x,y,z) (13x13x1): Measurement grid: dx=10mm, dy=10mm
ABM1/ABM2 = 28.24 dB
ABM1 comp = 5.94 dBA/m
BWC Factor = -0.00051 dB
Location: 0, 8.3, 3.7 mm

0 dB = 25.83 = 28.24 dB

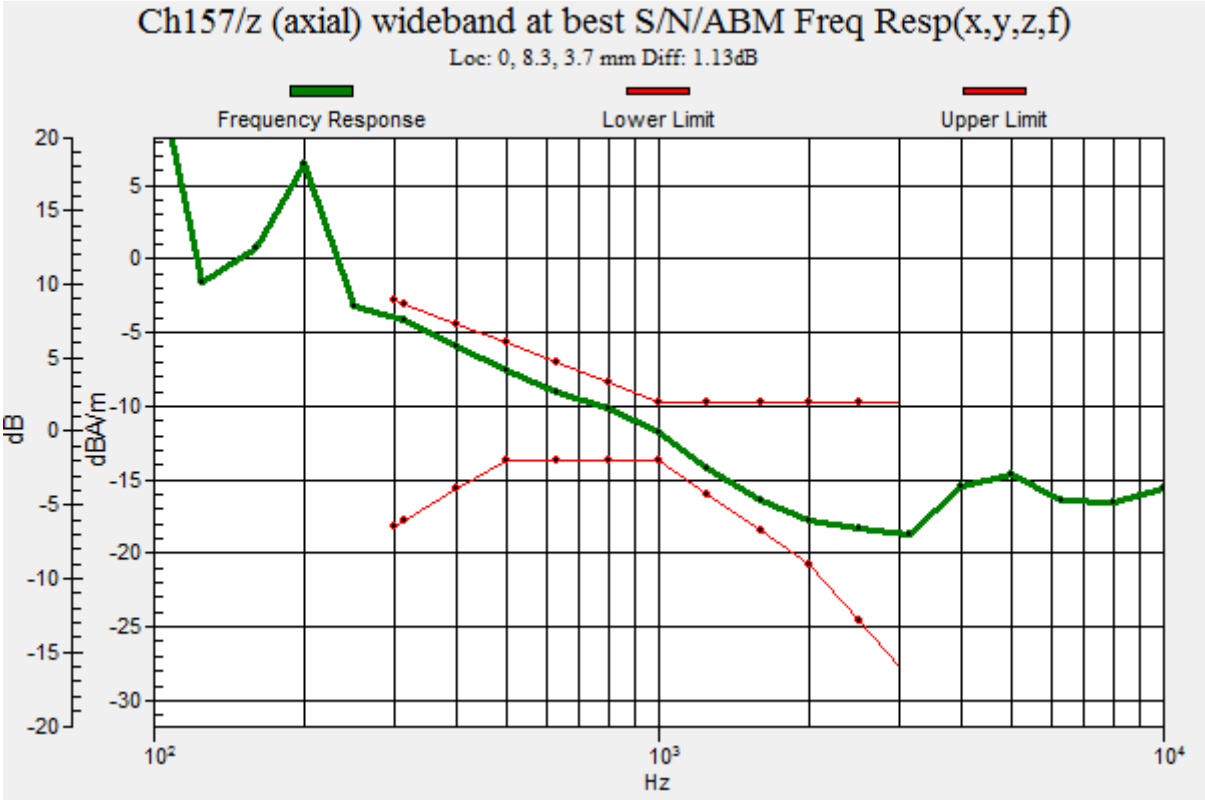
Ch157/z (axial) wideband at best S/N/ABM Freq Resp(x,y,z,f)
Loc: 0, 8.3, 3.7 mm Diff: 1.13dB
Frequency Response
Lower Limit
Upper Limit
dB
dBA/m
Hz

HAC_T-Coil_VoWiFi 5.8GHz_802.11ax-HEW20 RU242_AMR 4.75Kbps_Ch157_Y

Communication System: UID 10400 - AAA, IEEE 802.11ac WiFi (20MHz, 64-QAM, 99pc duty cycle); Frequency: 5785 MHz;Duty Cycle: 1:6.87068
Medium: Air Medium parameters used: $\sigma = 0$ S/m, $\varepsilon_r = 1$; $\rho = 0$ kg/m^3
Ambient Temperature：23.2 ℃

DASY5 Configuration:
- Probe: AM1DV2 - 1048; ; Calibrated: 2022.02.22
- Sensor-Surface: 0mm (Fix Surface)
- Electronics: DAE4 Sn480; Calibrated: 2021.06.22
- Phantom: HAC Test Arch with AMCC; Type: SD HAC P01 BA;
- Measurement SW: DASY52, Version 52.8 (8); SEMCAD X Version 14.6.10 (7331)

Ch157/y (transversal) 4.2mm 50 x 50/ABM SNR(x,y,z) (13x13x1): Measurement grid: dx=10mm, dy=10mm
ABM1/ABM2 = 54.38 dB
ABM1 comp = 5.55 dBA/m
BWC Factor = -0.00051 dB
Location: 0, 12.5, 3.7 mm



0 dB = 523.5 = 54.38 dB

HAC_T-Coil_VoWiFi 5.8GHz_802.11ax-HEW40 RU242_AMR 4.75Kbps_Ch159_Z

Communication System: UID 10401 - AAA, IEEE 802.11ac WiFi (40MHz, 64-QAM, 99pc duty cycle); Frequency: 5795 MHz;Duty Cycle: 1:7.24436
Medium: Air Medium parameters used: $\sigma = 0$ S/m, $\varepsilon_r = 1$; $\rho = 0$ kg/m^3
Ambient Temperature：23.2 ℃

DASY5 Configuration:
- Probe: AM1DV2 - 1048; Calibrated: 2022.02.22
- Sensor-Surface: 0mm (Fix Surface)
- Electronics: DAE4 Sn480; Calibrated: 2021.06.22
- Phantom: HAC Test Arch with AMCC; Type: SD HAC P01 BA;
- Measurement SW: DASY52, Version 52.8 (8); SEMCAD X Version 14.6.10 (7331)

Ch159/z (axial) 4.2mm 50 x 50/ABM SNR(x,y,z) (13x13x1): Measurement grid: dx=10mm, dy=10mm
ABM1/ABM2 = 62.42 dB
ABM1 comp = 14.79 dBA/m
BWC Factor = -8.7e-006 dB
Location: 4.2, -4.2, 3.7 mm

0 dB = 1322 = 62.42 dB

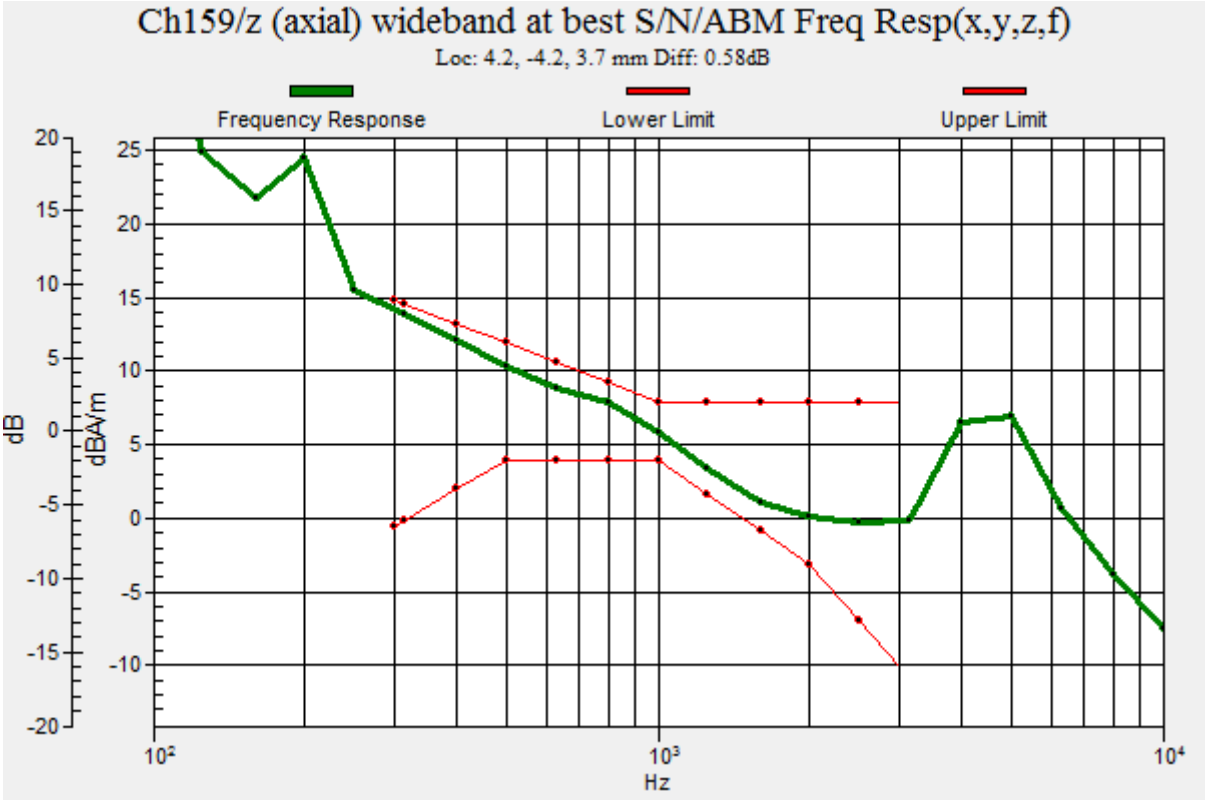
Ch159/z (axial) wideband at best S/N/ABM Freq Resp(x,y,z,f)
Loc: 4.2, -4.2, 3.7 mm Diff: 0.58dB
Frequency Response
Lower Limit
Upper Limit
dB
dBA/m
Hz

HAC_T-Coil_VoWiFi 5.8GHz_802.11ax-HEW40 RU242_AMR 4.75Kbps_Ch159_Y

Communication System: UID 10401 - AAA, IEEE 802.11ac WiFi (40MHz, 64-QAM, 99pc duty cycle); Frequency: 5795 MHz;Duty Cycle: 1:7.24436
Medium: Air Medium parameters used: $\sigma = 0$ S/m, $\varepsilon_r = 1$; $\rho = 0$ kg/m^3
Ambient Temperature：23.2 ℃

DASY5 Configuration:
- Probe: AM1DV2 - 1048; Calibrated: 2022.02.22
- Sensor-Surface: 0mm (Fix Surface)
- Electronics: DAE4 Sn480; Calibrated: 2021.06.22
- Phantom: HAC Test Arch with AMCC; Type: SD HAC P01 BA;
- Measurement SW: DASY52, Version 52.8 (8); SEMCAD X Version 14.6.10 (7331)

Ch159/y (transversal) 4.2mm 50 x 50/ABM SNR(x,y,z) (13x13x1): Measurement grid: dx=10mm, dy=10mm
ABM1/ABM2 = 53.57 dB
ABM1 comp = 1.93 dBA/m
BWC Factor = -8.7e-006 dB
Location: -4.2, 12.5, 3.7 mm



0 dB = 476.7 = 53.56 dB

HAC_T-Coil_VoWiFi 5.8GHz_802.11ax-HEW80 RU242_AMR 4.75Kbps_Ch155_Z

Communication System: UID 10402 - AAA, IEEE 802.11ac WiFi (80MHz, 64-QAM, 99pc duty cycle); Frequency: 5775 MHz;Duty Cycle: 1:7.12853
Medium: Air Medium parameters used: $\sigma = 0$ S/m, $\varepsilon_r = 1$; $\rho = 0$ kg/m^3
Ambient Temperature：23.2 ℃

DASY5 Configuration:
- Probe: AM1DV2 - 1048; Calibrated: 2022.02.22
- Sensor-Surface: 0mm (Fix Surface)
- Electronics: DAE4 Sn480; Calibrated: 2021.06.22
- Phantom: HAC Test Arch with AMCC; Type: SD HAC P01 BA;
- Measurement SW: DASY52, Version 52.8 (8); SEMCAD X Version 14.6.10 (7331)

Ch155/z (axial) 4.2mm 50 x 50/ABM SNR(x,y,z) (13x13x1): Measurement grid: dx=10mm, dy=10mm
ABM1/ABM2 = 62.29 dB
ABM1 comp = 14.23 dBA/m
BWC Factor = 0.0068 dB
Location: 8.3, -4.2, 3.7 mm

0 dB = 1302 = 62.29 dB

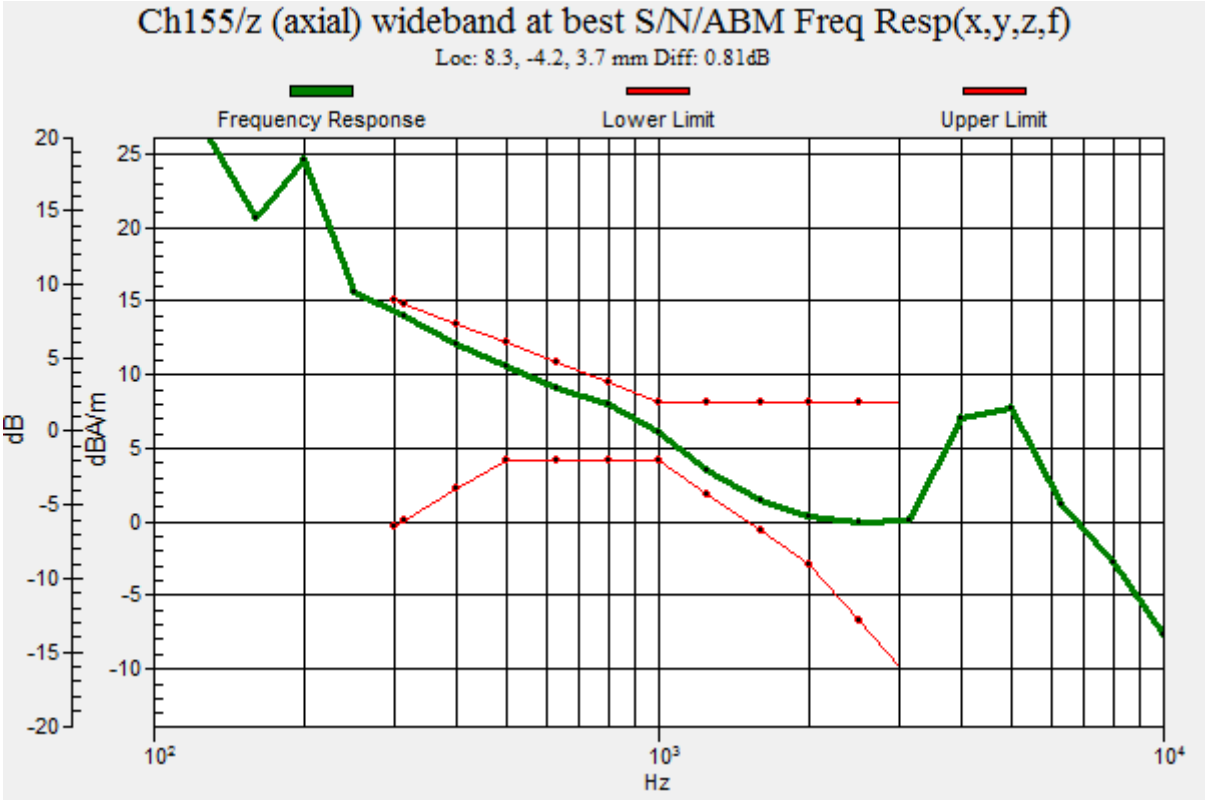
Ch155/z (axial) wideband at best S/N/ABM Freq Resp(x,y,z,f)
Loc: 8.3, -4.2, 3.7 mm Diff: 0.81dB
Frequency Response
Lower Limit
Upper Limit
dB
dBA/m
Hz

HAC_T-Coil_VoWiFi 5.8GHz_802.11ax-HEW80 RU242_AMR 4.75Kbps_Ch155_Y

Communication System: UID 10402 - AAA, IEEE 802.11ac WiFi (80MHz, 64-QAM, 99pc duty cycle); Frequency: 5775 MHz;Duty Cycle: 1:7.12853
Medium: Air Medium parameters used: $\sigma = 0$ S/m, $\varepsilon_r = 1$; $\rho = 0$ kg/m^3
Ambient Temperature：23.2 ℃

DASY5 Configuration:
- Probe: AM1DV2 - 1048; Calibrated: 2022.02.22
- Sensor-Surface: 0mm (Fix Surface)
- Electronics: DAE4 Sn480; Calibrated: 2021.06.22
- Phantom: HAC Test Arch with AMCC; Type: SD HAC P01 BA;
- Measurement SW: DASY52, Version 52.8 (8); SEMCAD X Version 14.6.10 (7331)

Ch155/y (transversal) 4.2mm 50 x 50/ABM SNR(x,y,z) (13x13x1): Measurement grid: dx=10mm, dy=10mm
ABM1/ABM2 = 54.73 dB
ABM1 comp = 4.88 dBA/m
BWC Factor = 0.0068 dB
Location: 0, 12.5, 3.7 mm

0 dB = 545.1 = 54.73 dB

HAC_T-Coil_OTT VoIP_GSM850_EDGE(4TX Slots)_Ch189_Z

Communication System: UID 0, Generic GSM (0); Frequency: 836.6 MHz;Duty Cycle: 1:8.30042
Medium: Air Medium parameters used: $\sigma = 0$ S/m, $\varepsilon_r = 1$; $\rho = 0$ kg/m^3
Ambient Temperature：23.2 ℃

DASY5 Configuration:
- Probe: AM1DV2 - 1048; Calibrated: 2022.02.22
- Sensor-Surface: 0mm (Fix Surface)
- Electronics: DAE4 Sn480; Calibrated: 2021.06.22
- Phantom: HAC Test Arch with AMCC; Type: SD HAC P01 BA;
- Measurement SW: DASY52, Version 52.8 (8); SEMCAD X Version 14.6.10 (7331)

Ch189/z (axial) 4.2mm 50 x 50/ABM SNR(x,y,z) (13x13x1): Measurement grid: dx=10mm, dy=10mm
ABM1/ABM2 = 32.14 dB
ABM1 comp = 8.89 dBA/m
BWC Factor = 0.0069 dB
Location: 8.3, 4.2, 3.7 mm



0 dB = 40.45 = 32.14 dB

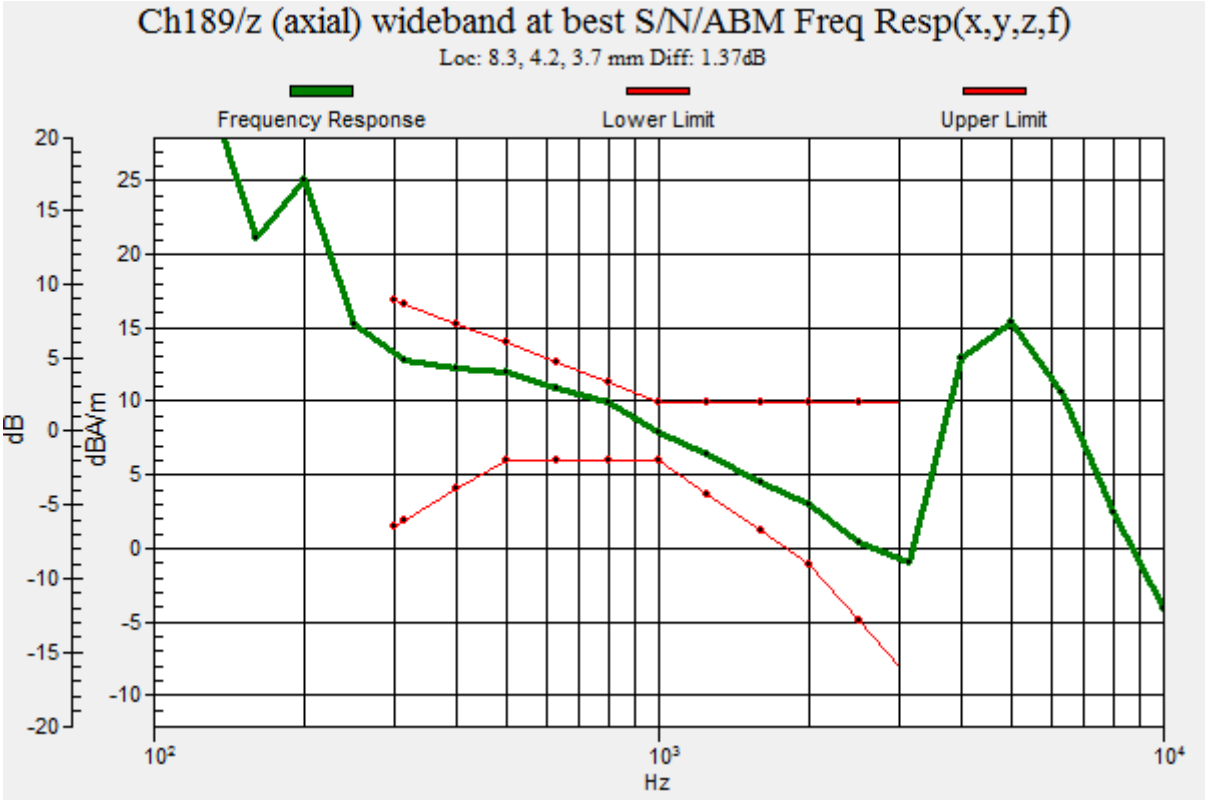
Ch189/z (axial) wideband at best S/N/ABM Freq Resp(x,y,z,f)
Loc: 8.3, 4.2, 3.7 mm Diff: 1.37dB
Frequency Response
Lower Limit
Upper Limit
dB
dBA/m
Hz

HAC_T-Coil_OTT VoIP_GSM850_EDGE(4TX Slots)_Ch189_Y

Communication System: UID 0, Generic GSM (0); Frequency: 836.6 MHz;Duty Cycle: 1:8.30042
Medium: Air Medium parameters used: $\sigma = 0$ S/m, $\varepsilon_r = 1$; $\rho = 0$ kg/m^3
Ambient Temperature：23.2 ℃

DASY5 Configuration:
- Probe: AM1DV2 - 1048; Calibrated: 2022.02.22
- Sensor-Surface: 0mm (Fix Surface)
- Electronics: DAE4 Sn480; Calibrated: 2021.06.22
- Phantom: HAC Test Arch with AMCC; Type: SD HAC P01 BA;
- Measurement SW: DASY52, Version 52.8 (8); SEMCAD X Version 14.6.10 (7331)

Ch189/y (transversal) 4.2mm 50 x 50/ABM SNR(x,y,z) (13x13x1): Measurement grid: dx=10mm, dy=10mm
ABM1/ABM2 = 32.51 dB
ABM1 comp = -1.91 dBA/m
BWC Factor = 0.0069 dB
Location: -4.2, 8.3, 3.7 mm



0 dB = 42.21 = 32.51 dB

HAC_T-Coil_OTT VoIP_GSM1900_EDGE(4TX Slots)_Ch661_Z

Communication System: UID 0, Generic GSM (0); Frequency: 1880 MHz;Duty Cycle: 1:8.30042
Medium: Air Medium parameters used: $\sigma = 0$ S/m, $\varepsilon_r = 1$; $\rho = 0$ kg/m^3
Ambient Temperature：23.2 ℃

DASY5 Configuration:
- Probe: AM1DV2 - 1048; Calibrated: 2022.02.22
- Sensor-Surface: 0mm (Fix Surface)
- Electronics: DAE4 Sn480; Calibrated: 2021.06.22
- Phantom: HAC Test Arch with AMCC; Type: SD HAC P01 BA;
- Measurement SW: DASY52, Version 52.8 (8); SEMCAD X Version 14.6.10 (7331)

Ch661/z (axial) 4.2mm 50 x 50/ABM SNR(x,y,z) (13x13x1): Measurement grid: dx=10mm, dy=10mm
ABM1/ABM2 = 32.90 dB
ABM1 comp = 8.99 dBA/m
BWC Factor = -0.0049 dB
Location: 8.3, 4.2, 3.7 mm



0 dB = 44.16 = 32.90 dB

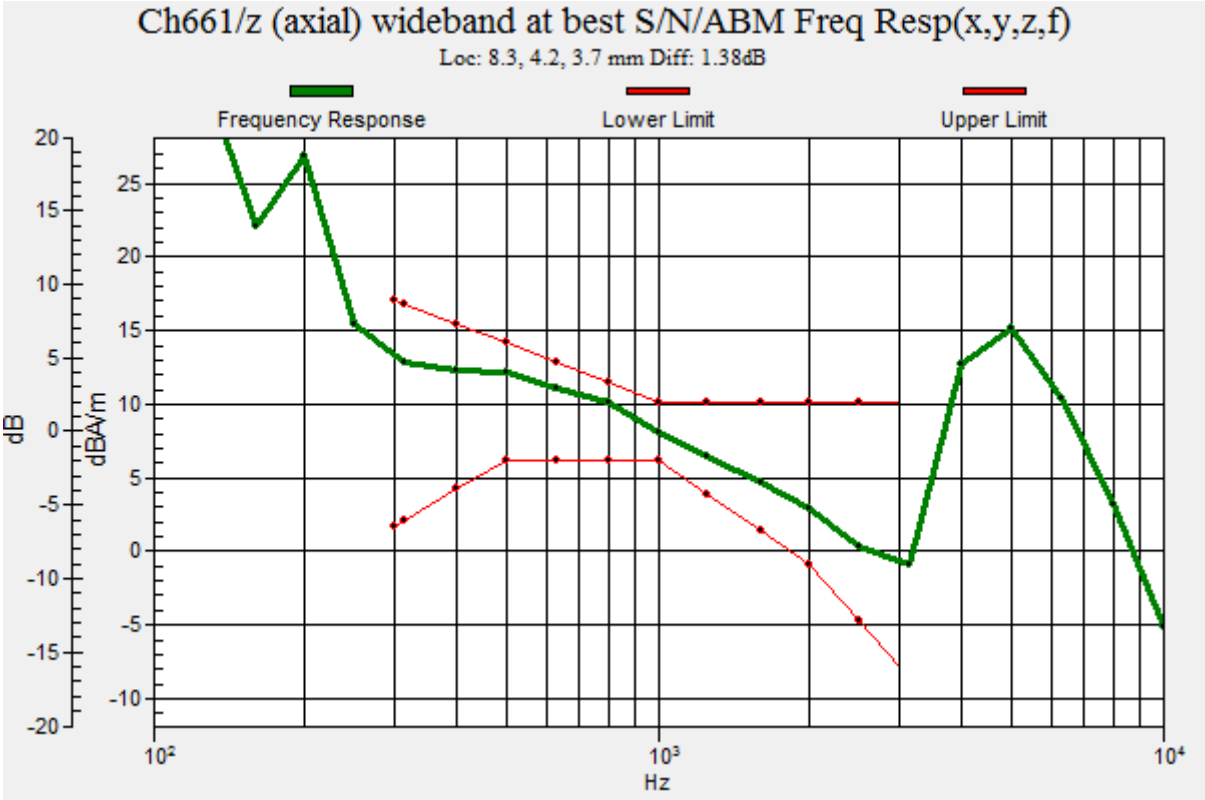
Ch661/z (axial) wideband at best S/N/ABM Freq Resp(x,y,z,f)
Loc: 8.3, 4.2, 3.7 mm Diff: 1.38dB
Frequency Response
Lower Limit
Upper Limit
dB
dBA/m
Hz

HAC_T-Coil_OTT VoIP_GSM1900_EDGE(4TX Slots)_Ch661_Y

Communication System: UID 0, Generic GSM (0); Frequency: 1880 MHz;Duty Cycle: 1:8.30042
Medium: Air Medium parameters used: $\sigma = 0$ S/m, $\varepsilon_r = 1$; $\rho = 0$ kg/m^3
Ambient Temperature：23.2 ℃

DASY5 Configuration:
- Probe: AM1DV2 - 1048; Calibrated: 2022.02.22
- Sensor-Surface: 0mm (Fix Surface)
- Electronics: DAE4 Sn480; Calibrated: 2021.06.22
- Phantom: HAC Test Arch with AMCC; Type: SD HAC P01 BA;
- Measurement SW: DASY52, Version 52.8 (8); SEMCAD X Version 14.6.10 (7331)

Ch661/y (transversal) 4.2mm 50 x 50/ABM SNR(x,y,z) (13x13x1): Measurement grid: dx=10mm, dy=10mm
ABM1/ABM2 = 33.06 dB
ABM1 comp = -1.79 dBA/m
BWC Factor = -0.0049 dB
Location: -4.2, 8.3, 3.7 mm

0 dB = 44.97 = 33.06 dB

HAC_T-Coil_OTT VoIP_WCDMA Band II_HSPA_Ch9400_Z

Communication System: UID 10011 - CAB, UMTS-FDD (WCDMA); Frequency: 1880 MHz;Duty Cycle: 1:1.95434
Medium: Air Medium parameters used: $\sigma = 0$ S/m, $\varepsilon_r = 1$; $\rho = 0$ kg/m^3
Ambient Temperature：23.2 ℃

DASY5 Configuration:
- Probe: AM1DV2 - 1048; Calibrated: 2022.02.22
- Sensor-Surface: 0mm (Fix Surface)
- Electronics: DAE4 Sn480; Calibrated: 2021.06.22
- Phantom: HAC Test Arch with AMCC; Type: SD HAC P01 BA;
- Measurement SW: DASY52, Version 52.8 (8); SEMCAD X Version 14.6.10 (7331)

Ch9400/z (axial) 4.2mm 50 x 50/ABM SNR(x,y,z) (13x13x1): Measurement grid: dx=10mm, dy=10mm
ABM1/ABM2 = 33.21 dB
ABM1 comp = 2.20 dBA/m
BWC Factor = -0.0022 dB
Location: -4.2, -4.2, 3.7 mm

0 dB = 45.75 = 33.21 dB

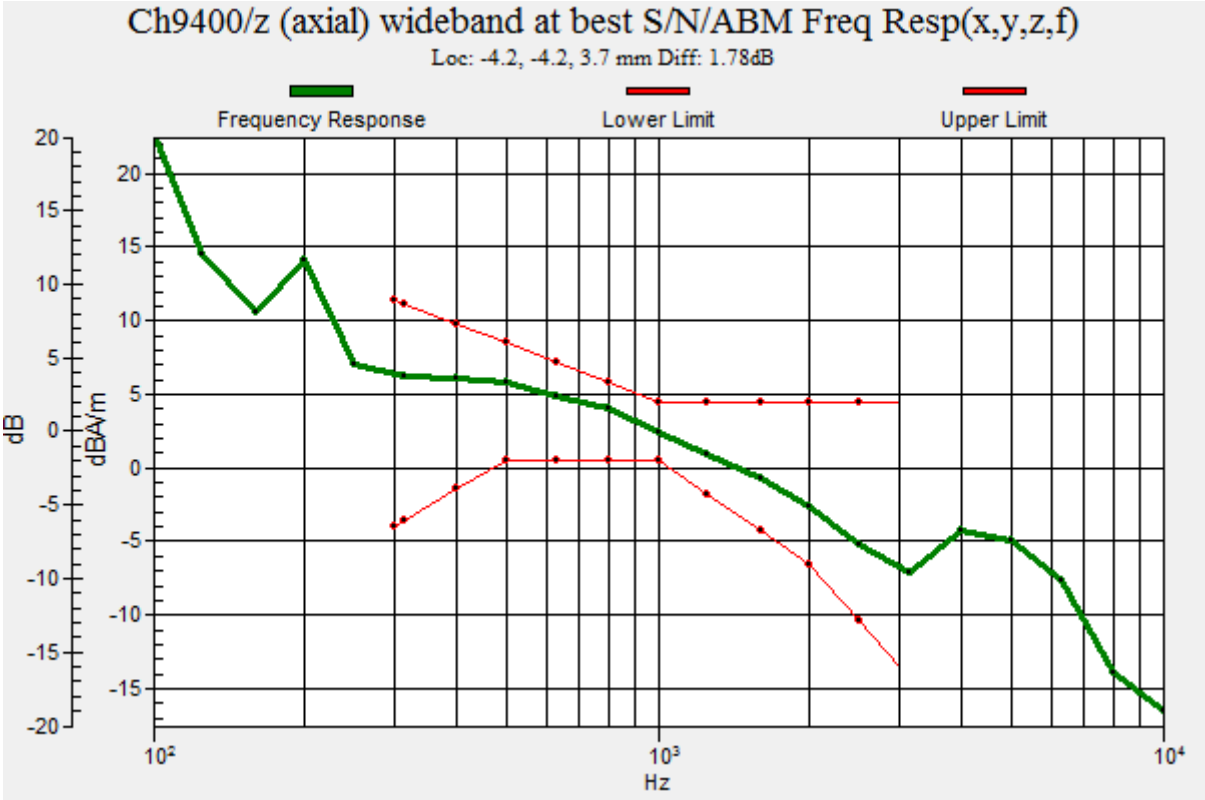
Ch9400/z (axial) wideband at best S/N/ABM Freq Resp(x,y,z,f)
Loc: -4.2, -4.2, 3.7 mm Diff: 1.78dB
Frequency Response
Lower Limit
Upper Limit
dB
dBA/m
Hz

HAC_T-Coil_OTT VoIP_WCDMA Band II_HSPA_Ch9400_Y

Communication System: UID 10011 - CAB, UMTS-FDD (WCDMA); Frequency: 1880 MHz;Duty Cycle: 1:1.95434
Medium: Air Medium parameters used: $\sigma = 0$ S/m, $\varepsilon_r = 1$; $\rho = 0$ kg/m^3
Ambient Temperature：23.2 ℃

DASY5 Configuration:
- Probe: AM1DV2 - 1048; Calibrated: 2022.02.22
- Sensor-Surface: 0mm (Fix Surface)
- Electronics: DAE4 Sn480; Calibrated: 2021.06.22
- Phantom: HAC Test Arch with AMCC; Type: SD HAC P01 BA;
- Measurement SW: DASY52, Version 52.8 (8); SEMCAD X Version 14.6.10 (7331)

Ch9400/y (transversal) 4.2mm 50 x 50/ABM SNR(x,y,z) (13x13x1): Measurement grid: dx=10mm, dy=10mm
ABM1/ABM2 = 33.23 dB
ABM1 comp = 3.87 dBA/m
BWC Factor = -0.0022 dB
Location: 4.2, -8.3, 3.7 mm

0 dB = 45.88 = 33.23 dB

HAC_T-Coil_OTT VoIP_WCDMA Band V_HSPA_Ch4182_Z

Communication System: UID 10011 - CAB, UMTS-FDD (WCDMA); Frequency: 836.4 MHz;Duty Cycle: 1:1.95434
Medium: Air Medium parameters used: $\sigma = 0$ S/m, $\varepsilon_r = 1$; $\rho = 0$ kg/m^3
Ambient Temperature：23.2 ℃

DASY5 Configuration:
- Probe: AM1DV2 - 1048; Calibrated: 2022.02.22
- Sensor-Surface: 0mm (Fix Surface)
- Electronics: DAE4 Sn480; Calibrated: 2021.06.22
- Phantom: HAC Test Arch with AMCC; Type: SD HAC P01 BA;
- Measurement SW: DASY52, Version 52.8 (8); SEMCAD X Version 14.6.10 (7331)

Ch4182/z (axial) 4.2mm 50 x 50/ABM SNR(x,y,z) (13x13x1): Measurement grid: dx=10mm, dy=10mm
ABM1/ABM2 = 33.15 dB
ABM1 comp = 0.87 dBA/m
BWC Factor = -0.0035 dB
Location: 4.2, -12.5, 3.7 mm

0 dB = 45.47 = 33.15 dB

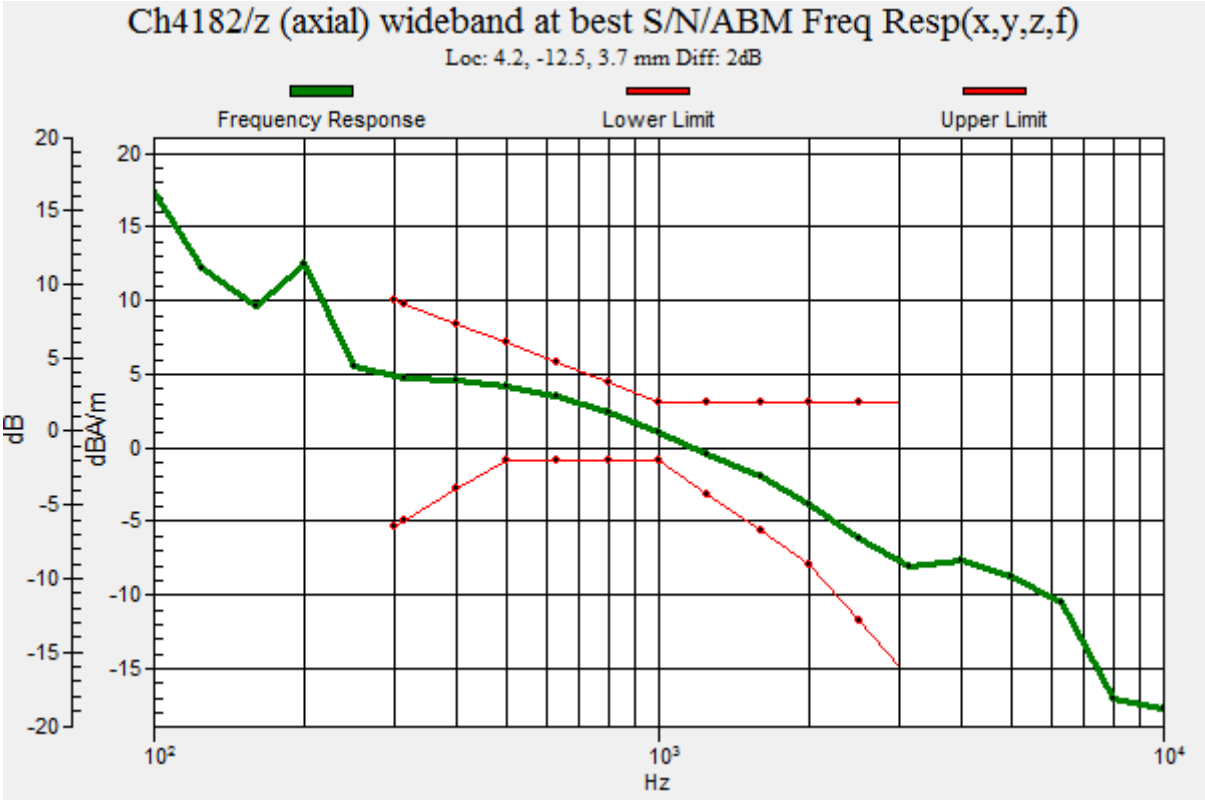
Ch4182/z (axial) wideband at best S/N/ABM Freq Resp(x,y,z,f)
Loc: 4.2, -12.5, 3.7 mm Diff: 2dB
Frequency Response
Lower Limit
Upper Limit
dB
dBA/m
20
15
10
5
0
-5
-10
-15
-20
10^2
10^3
10^4
Hz

HAC_T-Coil_OTT VoIP_WCDMA Band V_HSPA_Ch4182_Y

Communication System: UID 10011 - CAB, UMTS-FDD (WCDMA); Frequency: 836.4 MHz;Duty Cycle: 1:1.95434
Medium: Air Medium parameters used: $\sigma = 0$ S/m, $\varepsilon_r = 1$; $\rho = 0$ kg/m^3
Ambient Temperature：23.2 ℃

DASY5 Configuration:
- Probe: AM1DV2 - 1048; Calibrated: 2022.02.22
- Sensor-Surface: 0mm (Fix Surface)
- Electronics: DAE4 Sn480; Calibrated: 2021.06.22
- Phantom: HAC Test Arch with AMCC; Type: SD HAC P01 BA;
- Measurement SW: DASY52, Version 52.8 (8); SEMCAD X Version 14.6.10 (7331)

Ch4182/y (transversal) 4.2mm 50 x 50/ABM SNR(x,y,z) (13x13x1): Measurement grid: dx=10mm, dy=10mm
ABM1/ABM2 = 33.19 dB
ABM1 comp = -0.50 dBA/m
BWC Factor = -0.0035 dB
Location: 0, -16.7, 3.7 mm



0 dB = 45.68 = 33.19 dB

HAC_T-Coil_VoIP_LTE Band 2_20MHz_QPSK_1RB_0offset_12.2Kbps_Ch18900_Z

Communication System: UID 10169 - CAB, LTE-FDD (SC-FDMA, 1 RB, 20 MHz, QPSK);
Frequency: 1880 MHz;Duty Cycle: 1:3.74111
Medium: Air Medium parameters used: $\sigma = 0$ S/m, $\varepsilon_r = 1$; $\rho = 0$ kg/m^3
Ambient Temperature：23.2 ℃

DASY5 Configuration:
- Probe: AM1DV2 - 1048; Calibrated: 2022.02.22
- Sensor-Surface: 0mm (Fix Surface)
- Electronics: DAE4 Sn480; Calibrated: 2021.06.22
- Phantom: HAC Test Arch with AMCC; Type: SD HAC P01 BA;
- Measurement SW: DASY52, Version 52.8 (8); SEMCAD X Version 14.6.10 (7331)

Ch18900/z (axial) 4.2mm 50 x 50/ABM SNR(x,y,z) (13x15x1): Measurement grid: dx=10mm, dy=10mm
ABM1/ABM2 = 44.80 dB
ABM1 comp = 2.39 dBA/m
BWC Factor = -0.004 dB
Location: 0, -5, 3.7 mm



0 dB = 173.7 = 44.80 dB

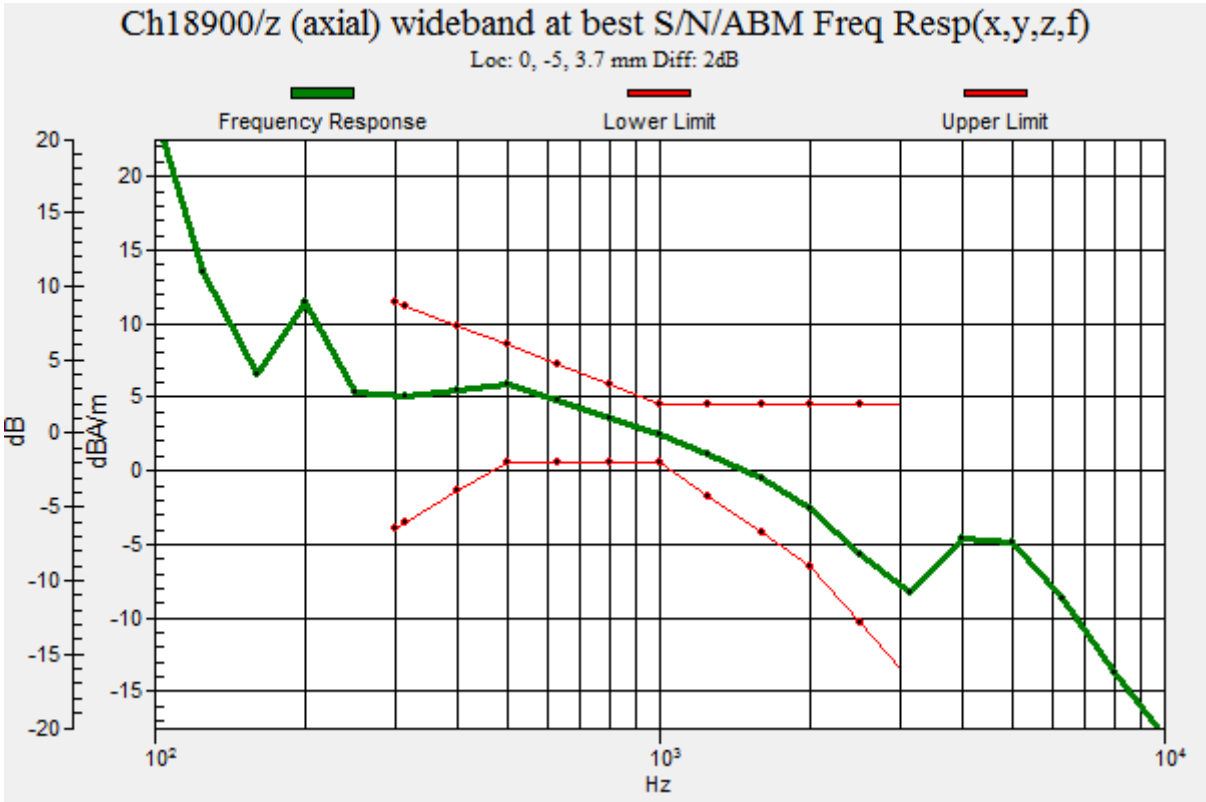
Ch18900/z (axial) wideband at best S/N/ABM Freq Resp(x,y,z,f)
Loc: 0, -5, 3.7 mm Diff: 2dB
Frequency Response
Lower Limit
Upper Limit
dB
dBA/m
Hz

HAC_T-Coil_VoIP_LTE Band 2_20MHz_QPSK_1RB_0offset_12.2Kbps_Ch18900_Y

Communication System: UID 10169 - CAB, LTE-FDD (SC-FDMA, 1 RB, 20 MHz, QPSK);
Frequency: 1880 MHz;Duty Cycle: 1:3.74111
Medium: Air Medium parameters used: $\sigma = 0$ S/m, $\varepsilon_r = 1$; $\rho = 0$ kg/m^3
Ambient Temperature：23.2 ℃

DASY5 Configuration:
- Probe: AM1DV2 - 1048; Calibrated: 2022.02.22
- Sensor-Surface: 0mm (Fix Surface)
- Electronics: DAE4 Sn480; Calibrated: 2021.06.22
- Phantom: HAC Test Arch with AMCC; Type: SD HAC P01 BA;
- Measurement SW: DASY52, Version 52.8 (8); SEMCAD X Version 14.6.10 (7331)

Ch18900/y (transversal) 4.2mm 50 x 50/ABM SNR(x,y,z) (13x15x1): Measurement grid: dx=10mm, dy=10mm
ABM1/ABM2 = 43.45 dB
ABM1 comp = 0.01 dBA/m
BWC Factor = -0.004 dB
Location: 4.2, 7.5, 3.7 mm



0 dB = 148.8 = 43.45 dB

HAC_T-Coil_VoIP_LTE Band 5_10MHz_QPSK_1RB_0offset_12.2Kbps_Ch20525_Z

Communication System: UID 10175 - CAB, LTE-FDD (SC-FDMA, 1 RB, 10 MHz, QPSK);
Frequency: 836.5 MHz;Duty Cycle: 1:3.7325
Medium: Air Medium parameters used: $\sigma = 0$ S/m, $\varepsilon_r = 1$; $\rho = 0$ kg/m^3
Ambient Temperature：23.2 ℃

DASY5 Configuration:
- Probe: AM1DV2 - 1048; Calibrated: 2022.02.22
- Sensor-Surface: 0mm (Fix Surface)
- Electronics: DAE4 Sn480; Calibrated: 2021.06.22
- Phantom: HAC Test Arch with AMCC; Type: SD HAC P01 BA;
- Measurement SW: DASY52, Version 52.8 (8); SEMCAD X Version 14.6.10 (7331)

Ch20525/z (axial) 4.2mm 50 x 50/ABM SNR(x,y,z) (13x15x1): Measurement grid: dx=10mm, dy=10mm
ABM1/ABM2 = 44.50 dB
ABM1 comp = 3.28 dBA/m
BWC Factor = -0.0029 dB
Location: 4.2, -9.2, 3.7 mm

0 dB = 167.8 = 44.50 dB

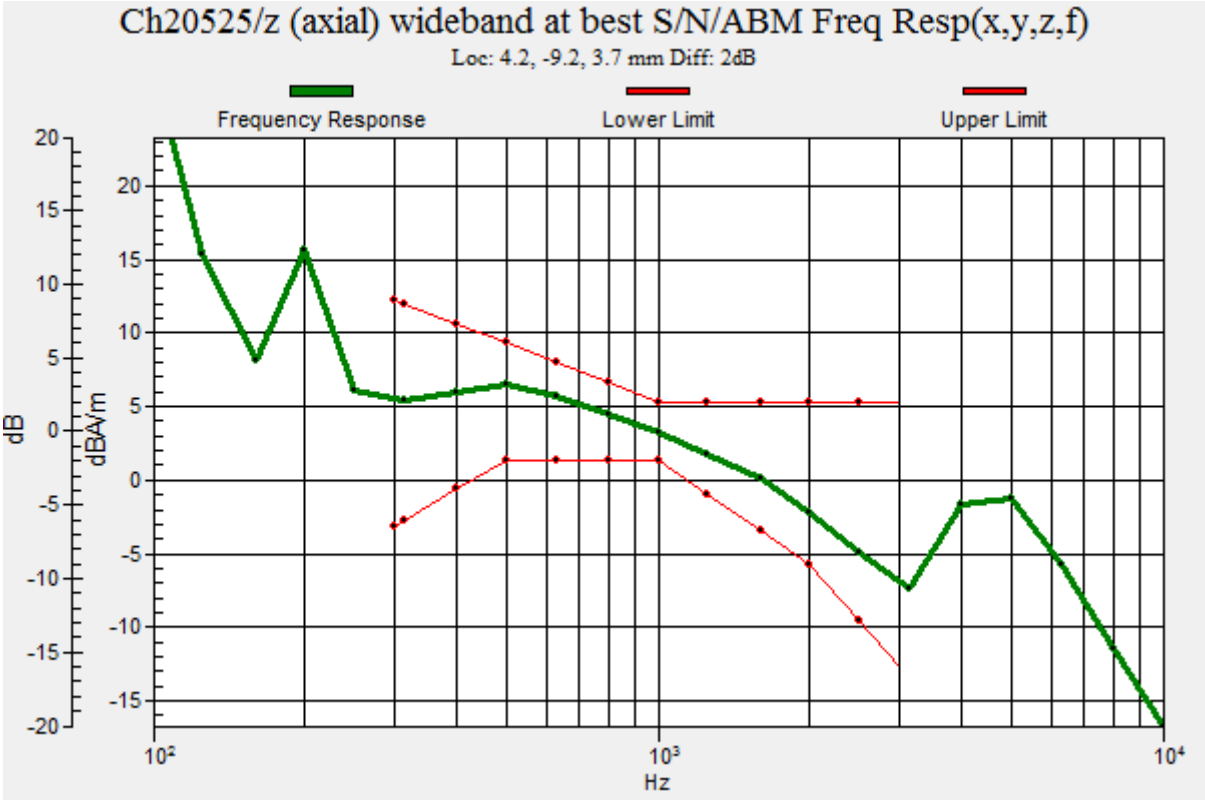
Ch20525/z (axial) wideband at best S/N/ABM Freq Resp(x,y,z,f)
Loc: 4.2, -9.2, 3.7 mm Diff: 2dB
Frequency Response
Lower Limit
Upper Limit
dB
dBA/m
Hz
20
15
10
5
0
-5
-10
-15
-20
10^2
10^3
10^4

HAC_T-Coil_VoIP_LTE Band 5_10MHz_QPSK_1RB_0offset_12.2Kbps_Ch20525_Y

Communication System: UID 10175 - CAB, LTE-FDD (SC-FDMA, 1 RB, 10 MHz, QPSK);
Frequency: 836.5 MHz;Duty Cycle: 1:3.7325
Medium: Air Medium parameters used: $\sigma = 0$ S/m, $\varepsilon_r = 1$; $\rho = 0$ kg/m^3
Ambient Temperature：23.2 ℃

DASY5 Configuration:
- Probe: AM1DV2 - 1048; Calibrated: 2022.02.22
- Sensor-Surface: 0mm (Fix Surface)
- Electronics: DAE4 Sn480; Calibrated: 2021.06.22
- Phantom: HAC Test Arch with AMCC; Type: SD HAC P01 BA;
- Measurement SW: DASY52, Version 52.8 (8); SEMCAD X Version 14.6.10 (7331)

Ch20525/y (transversal) 4.2mm 50 x 50/ABM SNR(x,y,z) (13x15x1): Measurement grid: dx=10mm, dy=10mm
ABM1/ABM2 = 44.28 dB
ABM1 comp = -0.70 dBA/m
BWC Factor = -0.0029 dB
Location: 4.2, -13.3, 3.7 mm

0 dB = 163.6 = 44.28 dB

HAC_T-Coil_VoIP_LTE Band 7_20MHz_QPSK_1RB_0offset_12.2Kbps_Ch21100_Z

Communication System: UID 10169 - CAB, LTE-FDD (SC-FDMA, 1 RB, 20 MHz, QPSK);
Frequency: 2535 MHz;Duty Cycle: 1:3.74111
Medium: Air Medium parameters used: $\sigma = 0$ S/m, $\varepsilon_r = 1$; $\rho = 0$ kg/m^3
Ambient Temperature：23.2 ℃

DASY5 Configuration:
- Probe: AM1DV2 - 1048; Calibrated: 2022.02.22
- Sensor-Surface: 0mm (Fix Surface)
- Electronics: DAE4 Sn480; Calibrated: 2021.06.22
- Phantom: HAC Test Arch with AMCC; Type: SD HAC P01 BA;
- Measurement SW: DASY52, Version 52.8 (8); SEMCAD X Version 14.6.10 (7331)

Ch21100/z (axial) 4.2mm 50 x 50/ABM SNR(x,y,z) (13x15x1): Measurement grid: dx=10mm, dy=10mm
ABM1/ABM2 = 44.84 dB
ABM1 comp = 2.65 dBA/m
BWC Factor = -0.0025 dB
Location: 0, -0.8, 3.7 mm

0 dB = 174.7 = 44.85 dB

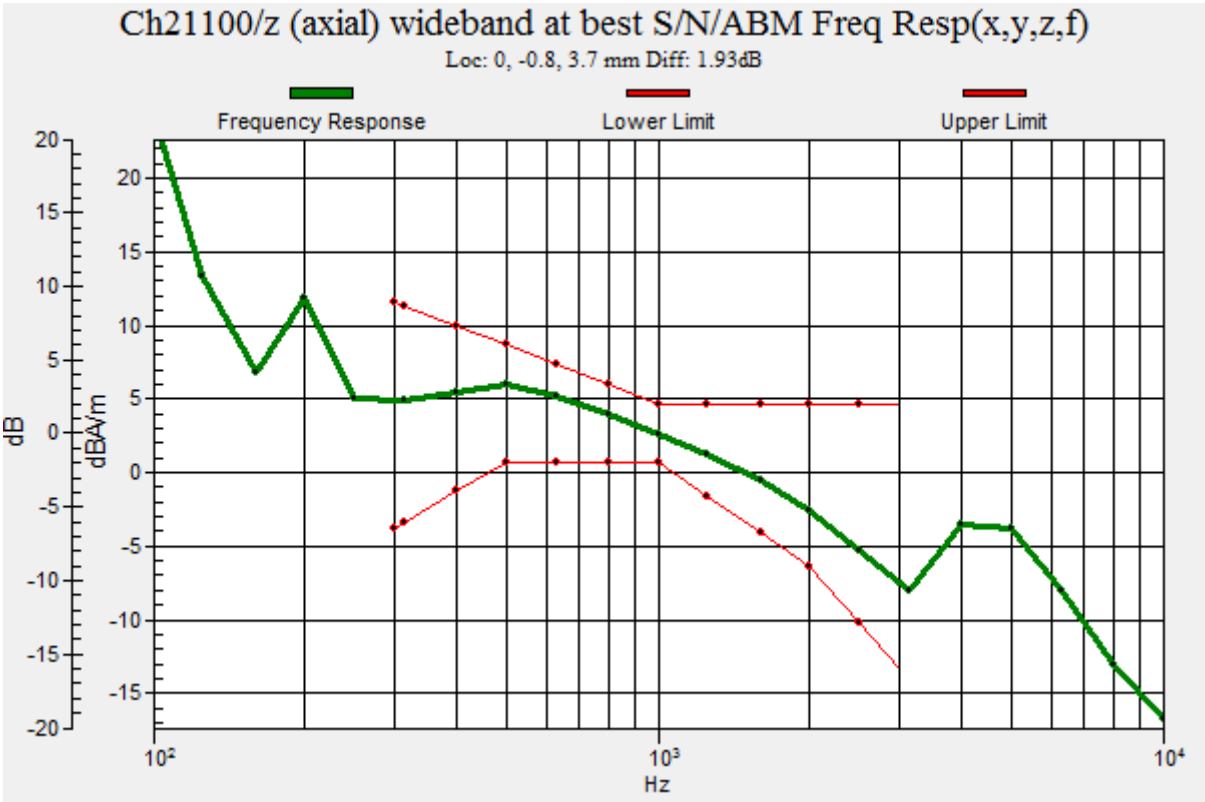
Ch21100/z (axial) wideband at best S/N/ABM Freq Resp(x,y,z,f)
Loc: 0, -0.8, 3.7 mm Diff: 1.93dB
Frequency Response
Lower Limit
Upper Limit
dB
dBA/m
Hz

HAC_T-Coil_VoIP_LTE Band 7_20MHz_QPSK_1RB_0offset_12.2Kbps_Ch21100_Y

Communication System: UID 10169 - CAB, LTE-FDD (SC-FDMA, 1 RB, 20 MHz, QPSK);
Frequency: 2535 MHz;Duty Cycle: 1:3.74111
Medium: Air Medium parameters used: $\sigma = 0$ S/m, $\varepsilon_r = 1$; $\rho = 0$ kg/m^3
Ambient Temperature：23.2 ℃

DASY5 Configuration:
- Probe: AM1DV2 - 1048; Calibrated: 2022.02.22
- Sensor-Surface: 0mm (Fix Surface)
- Electronics: DAE4 Sn480; Calibrated: 2021.06.22
- Phantom: HAC Test Arch with AMCC; Type: SD HAC P01 BA;
- Measurement SW: DASY52, Version 52.8 (8); SEMCAD X Version 14.6.10 (7331)

Ch21100/y (transversal) 4.2mm 50 x 50/ABM SNR(x,y,z) (13x15x1): Measurement grid: dx=10mm, dy=10mm
ABM1/ABM2 = 43.42 dB
ABM1 comp = -0.48 dBA/m
BWC Factor = -0.0025 dB
Location: 4.2, -13.3, 3.7 mm



0 dB = 148.3 = 43.42 dB

HAC_T-Coil_VoIP_VoWiFi 5.8GHz_802.11n-HT40 MCS0_AMR 4.75Kbps_Ch159_Z

Communication System: UID 10117 - CAA, IEEE 802.11n (HT Mixed, 13.5 Mbps, BPSK);
Frequency: 5795 MHz;Duty Cycle: 1:6.4121
Medium: Air Medium parameters used: $\sigma = 0$ S/m, $\varepsilon_r = 1$; $\rho = 0$ kg/m^3
Ambient Temperature：23.2 ℃

DASY5 Configuration:
- Probe: AM1DV2 - 1048; Calibrated: 2022.02.22
- Sensor-Surface: 0mm (Fix Surface)
- Electronics: DAE4 Sn480; Calibrated: 2021.06.22
- Phantom: HAC Test Arch with AMCC; Type: SD HAC P01 BA;
- Measurement SW: DASY52, Version 52.8 (8); SEMCAD X Version 14.6.10 (7331)

Ch159/z (axial) 4.2mm 50 x 50/ABM SNR(x,y,z) (13x13x1): Measurement grid: dx=10mm, dy=10mm
ABM1/ABM2 = 63.45 dB
ABM1 comp = 15.20 dBA/m
BWC Factor = 0.003 dB
Location: 8.3, -4.2, 3.7 mm



0 dB = 1488 = 63.45 dB

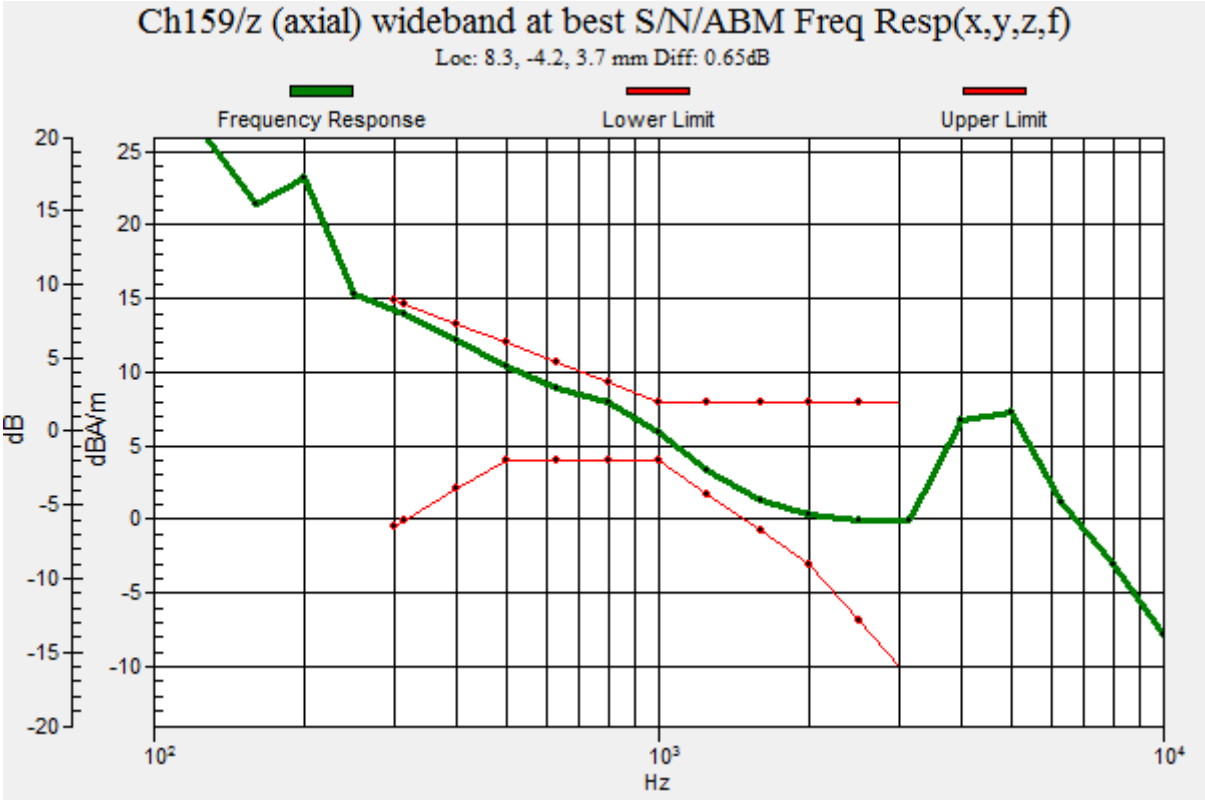
Ch159/z (axial) wideband at best S/N/ABM Freq Resp(x,y,z,f)
Loc: 8.3, -4.2, 3.7 mm Diff: 0.65dB
Frequency Response
Lower Limit
Upper Limit
dB
dBA/m
Hz

HAC_T-Coil_VoIP_VoWiFi 5.8GHz_802.11n-HT40 MCS0_AMR 4.75Kbps_Ch159_Y

Communication System: UID 10117 - CAA, IEEE 802.11n (HT Mixed, 13.5 Mbps, BPSK);
Frequency: 5795 MHz;Duty Cycle: 1:6.4121
Medium: Air Medium parameters used: $\sigma = 0$ S/m, $\varepsilon_r = 1$; $\rho = 0$ kg/m^3
Ambient Temperature：23.2 ℃

DASY5 Configuration:
- Probe: AM1DV2 - 1048; Calibrated: 2022.02.22
- Sensor-Surface: 0mm (Fix Surface)
- Electronics: DAE4 Sn480; Calibrated: 2021.06.22
- Phantom: HAC Test Arch with AMCC; Type: SD HAC P01 BA;
- Measurement SW: DASY52, Version 52.8 (8); SEMCAD X Version 14.6.10 (7331)

Ch159/y (transversal) 4.2mm 50 x 50/ABM SNR(x,y,z) (13x13x1): Measurement grid: dx=10mm, dy=10mm
ABM1/ABM2 = 55.05 dB
ABM1 comp = 4.88 dBA/m
BWC Factor = 0.003 dB
Location: 0, 12.5, 3.7 mm

0 dB = 565.5 = 55.05 dB