B41-30M-20G / 10MHz / High CH / QPSK

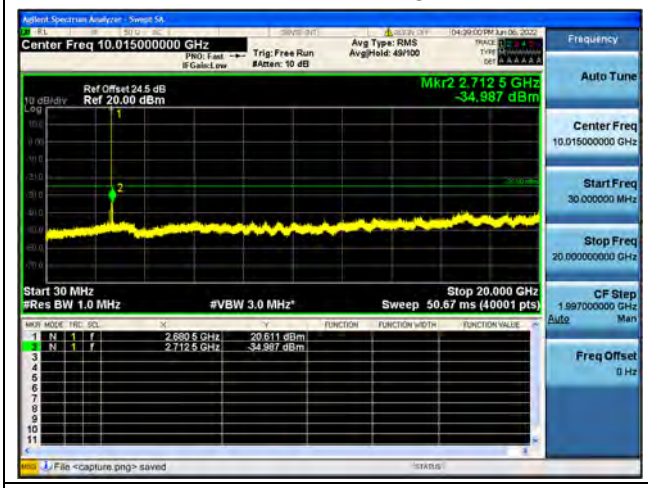

B41-20G-27G / 10MHz / High CH / QPSK

B41-30M-20G / 10MHz / High CH / 16QAM

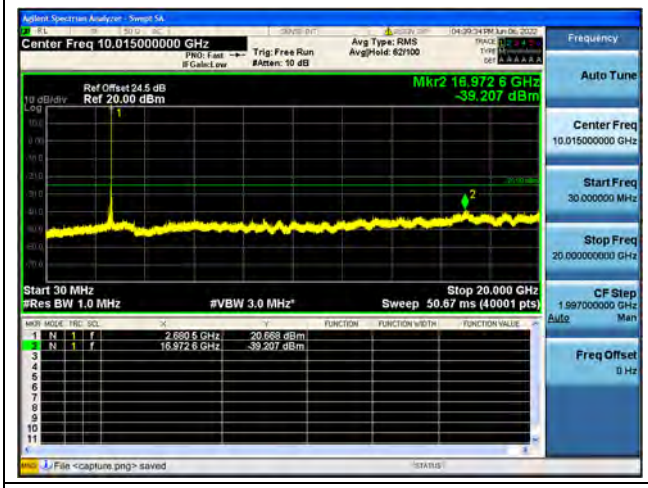

B41-20G-27G / 10MHz / High CH / 16QAM

B41-30M-20G / 10MHz / High CH / 64QAM

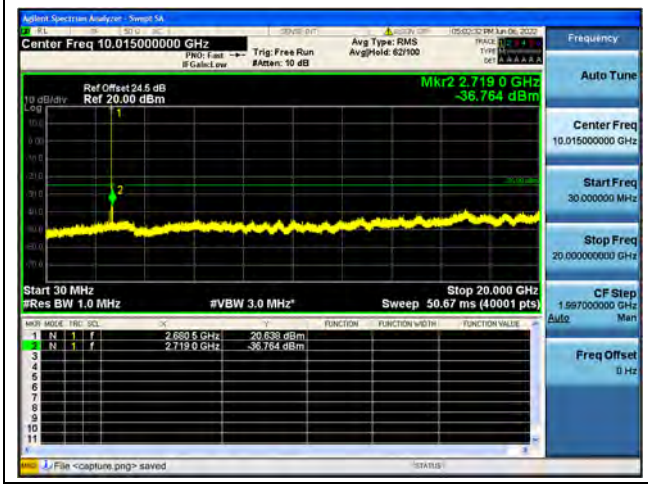

B41-20G-27G / 10MHz / High CH / 64QAM

B41-30M-20G / 15MHz / Low CH / QPSK

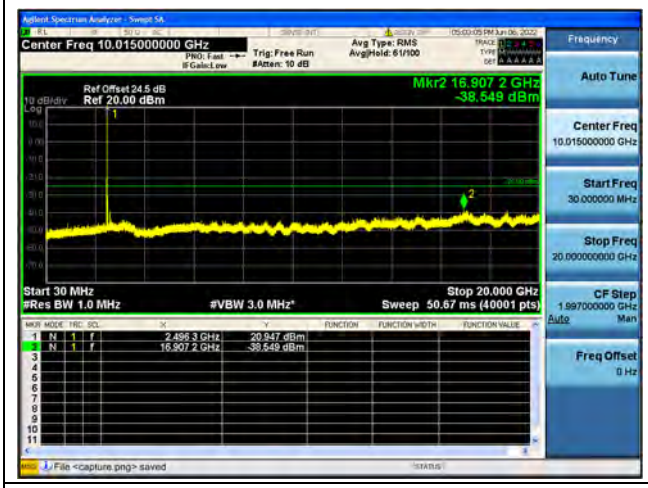

B41-20G-27G / 15MHz / Low CH / QPSK

B41-30M-20G / 15MHz / Low CH / 16QAM

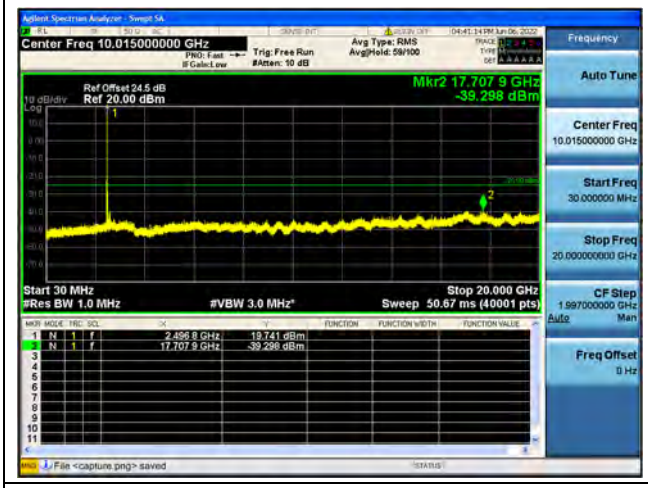

B41-20G-27G / 15MHz / Low CH / 16QAM

B41-30M-20G / 15MHz / Low CH / 64QAM

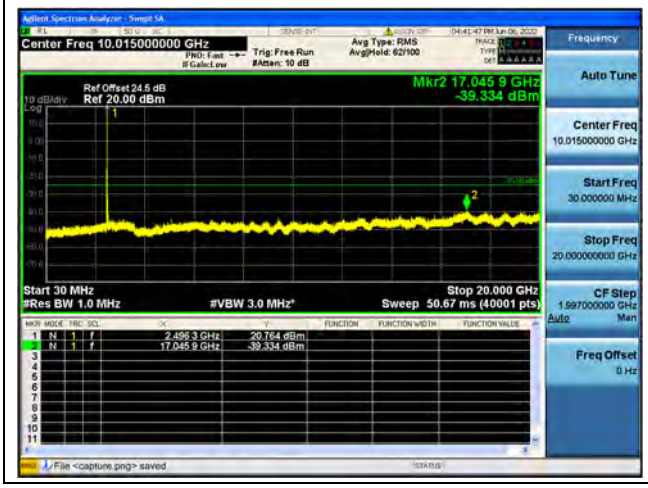

B41-20G-27G / 15MHz / Low CH / 64QAM

B41-30M-20G / 15MHz / Mid CH / QPSK

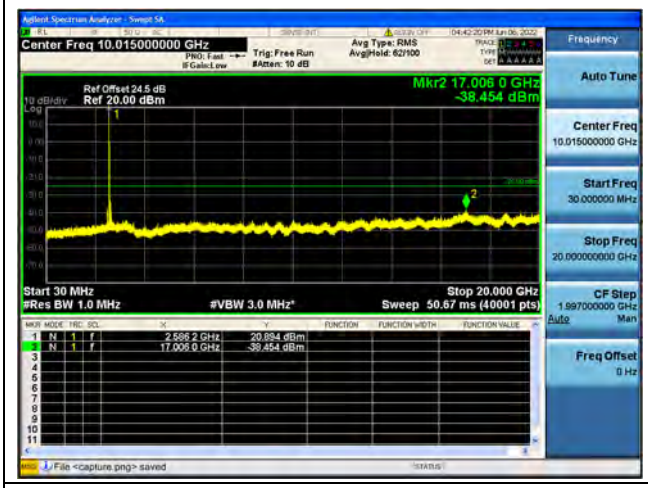

B41-20G-27G / 15MHz / Mid CH / QPSK

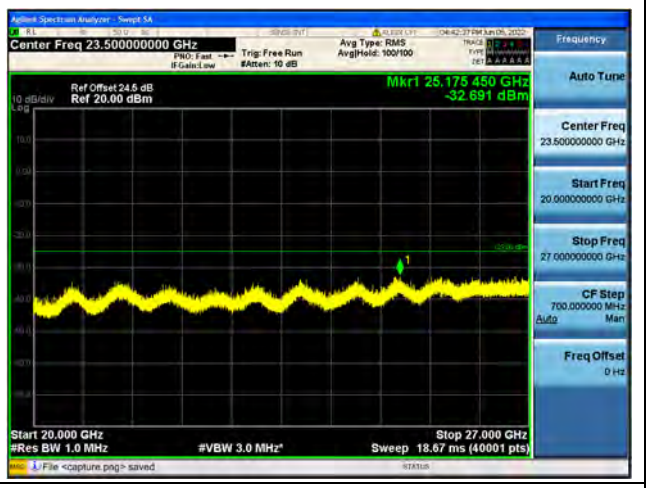

B41-30M-20G / 15MHz / Mid CH / 16QAM

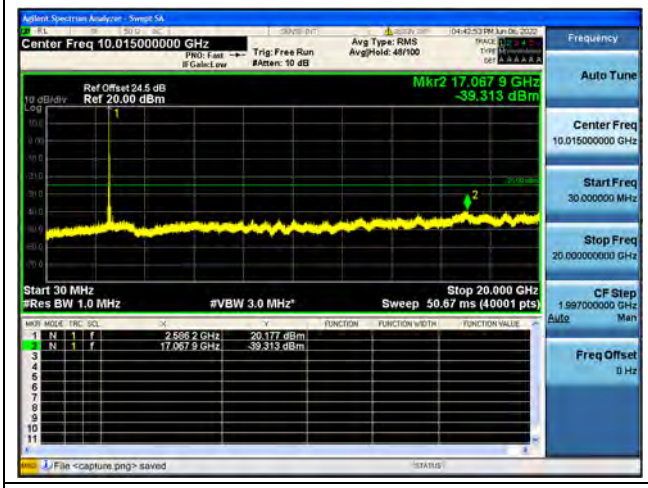

B41-20G-27G / 15MHz / Mid CH / 16QAM

B41-30M-20G / 15MHz / Mid CH / 64QAM

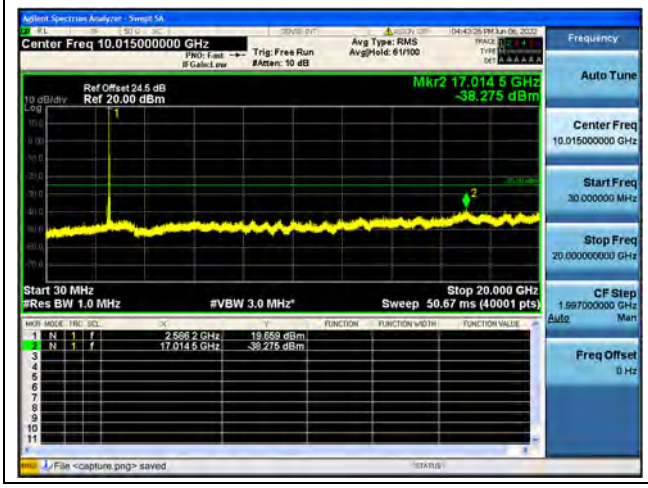

B41-20G-27G / 15MHz / Mid CH / 64QAM

B41-30M-20G / 15MHz / High CH / QPSK

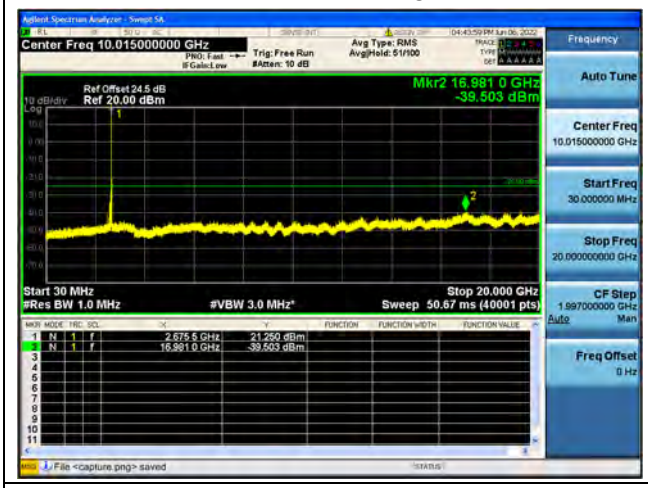

B41-20G-27G / 15MHz / High CH / QPSK

B41-30M-20G / 15MHz / High CH / 16QAM

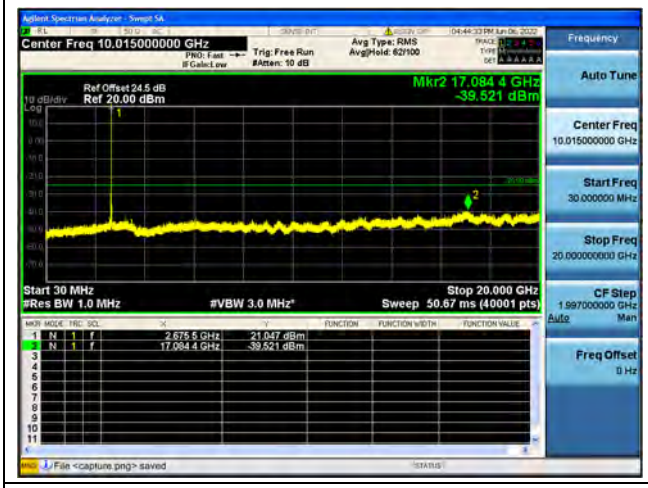

B41-20G-27G / 15MHz / High CH / 16QAM

B41-30M-20G / 15MHz / High CH / 64QAM

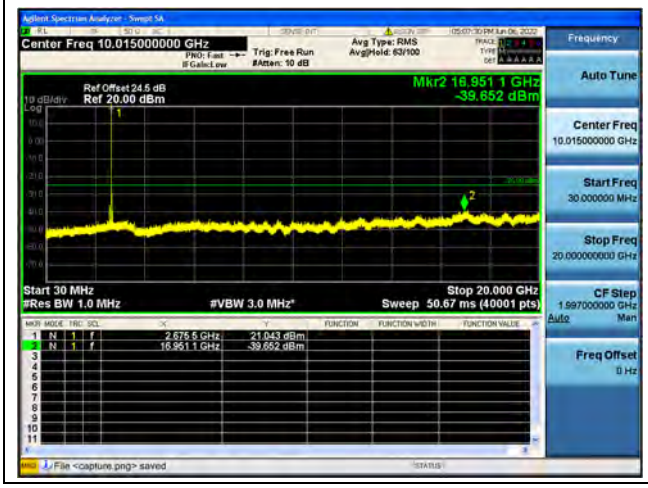

B41-20G-27G / 15MHz / High CH / 64QAM

B41-30M-20G / 20MHz / Low CH / QPSK

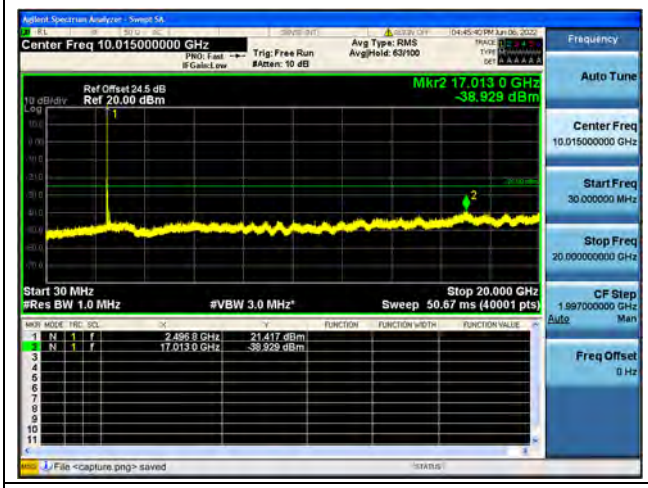

B41-20G-27G / 20MHz / Low CH / QPSK

B41-30M-20G / 20MHz / Low CH / 16QAM

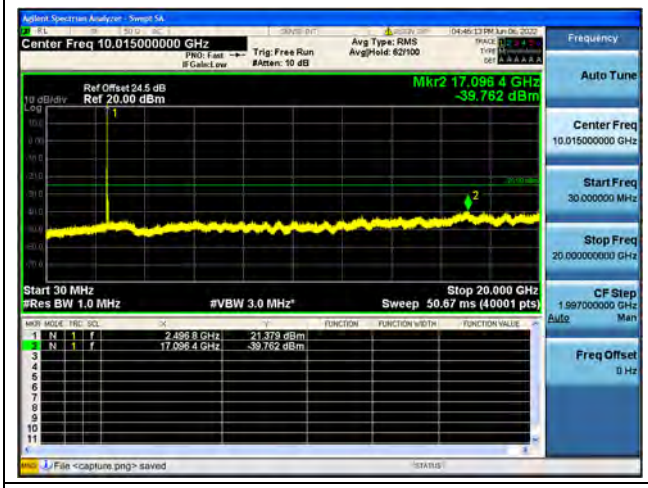

B41-20G-27G / 20MHz / Low CH / 16QAM

B41-30M-20G / 20MHz / Low CH / 64QAM

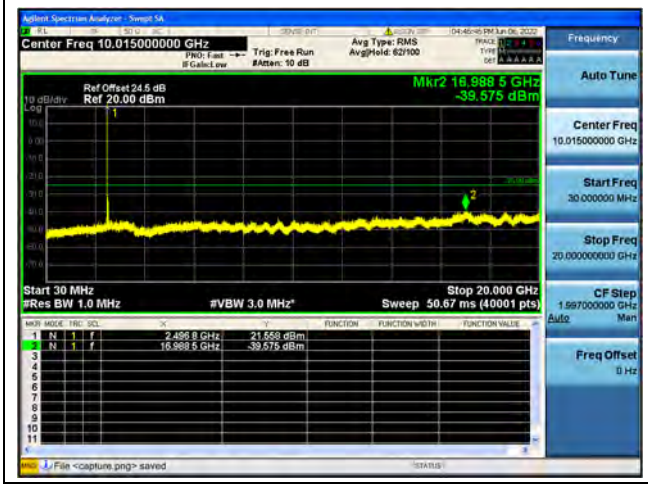

B41-20G-27G / 20MHz / Low CH / 64QAM

B41-30M-20G / 20MHz / Mid CH / QPSK

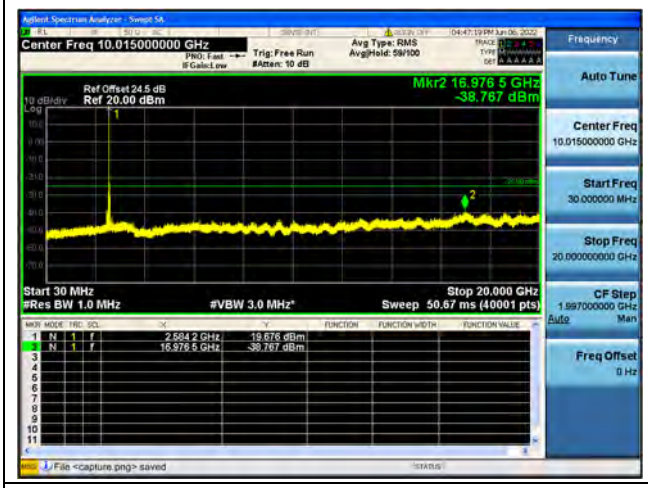

B41-20G-27G / 20MHz / Mid CH / QPSK

B41-30M-20G / 20MHz / Mid CH / 16QAM

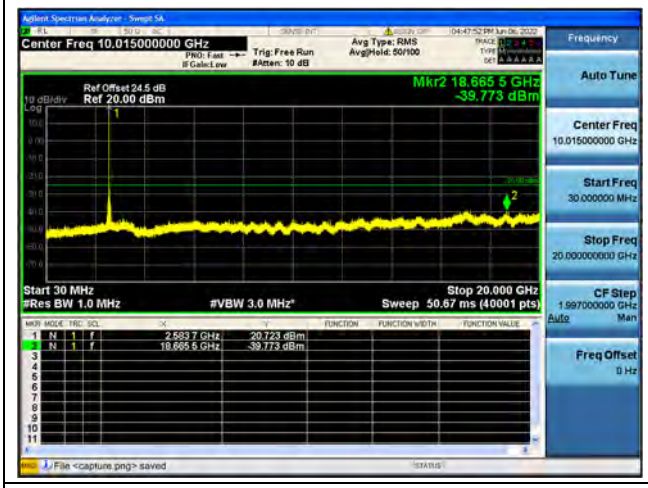

B41-20G-27G / 20MHz / Mid CH / 16QAM

B41-30M-20G / 20MHz / Mid CH / 64QAM

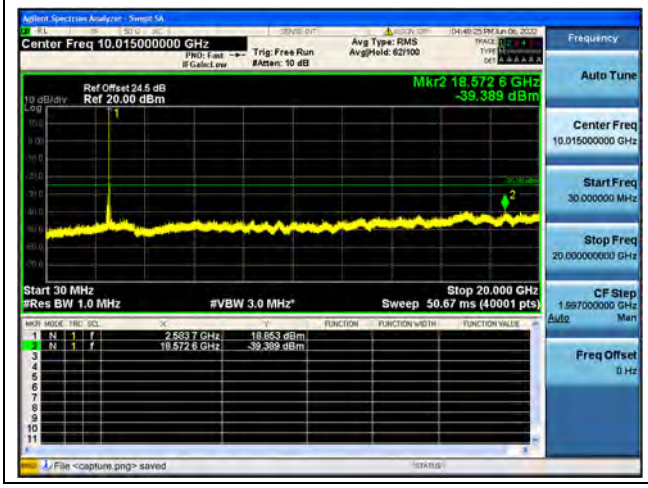

B41-20G-27G / 20MHz / Mid CH / 64QAM

B41-30M-20G / 20MHz / High CH / QPSK

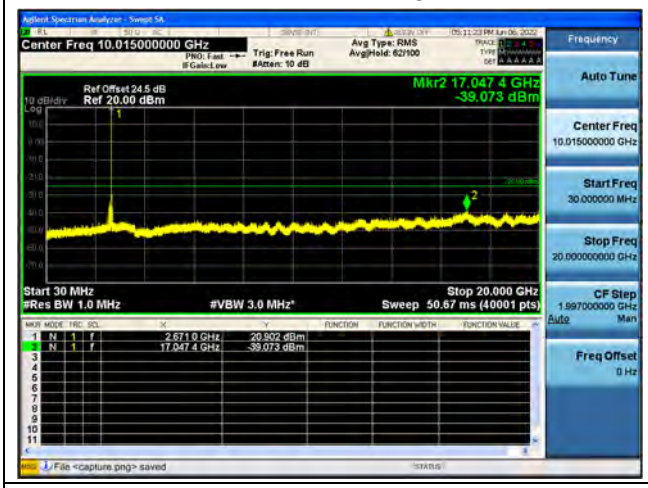

B41-20G-27G / 20MHz / High CH / QPSK

B41-30M-20G / 20MHz / High CH / 16QAM

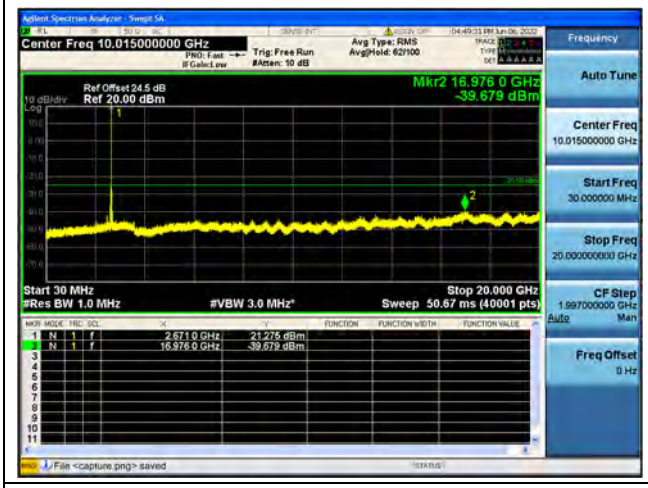

B41-20G-27G / 20MHz / High CH / 16QAM

B41-30M-20G / 20MHz / High CH / 64QAM

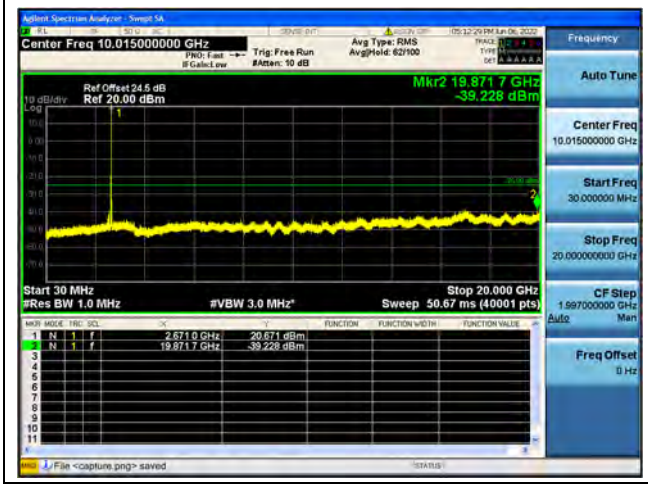

B41-20G-27G / 20MHz / High CH / 64QAM

B66 / 1.4MHz / Low CH / QPSK

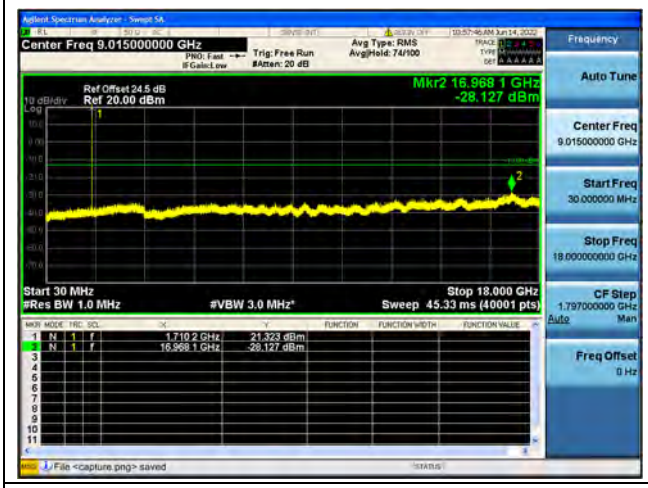

B66 / 1.4MHz / Low CH / 16QAM

B66 / 1.4MHz / Low CH / 64QAM

B66 / 1.4MHz / Mid CH / QPSK

B66 / 1.4MHz / Mid CH / 16QAM

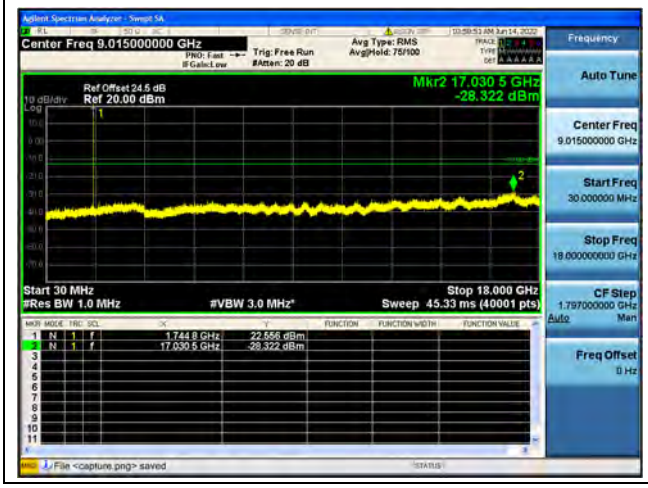

B66 / 1.4MHz / Mid CH / 64QAM

B66 / 1.4MHz / High CH / QPSK

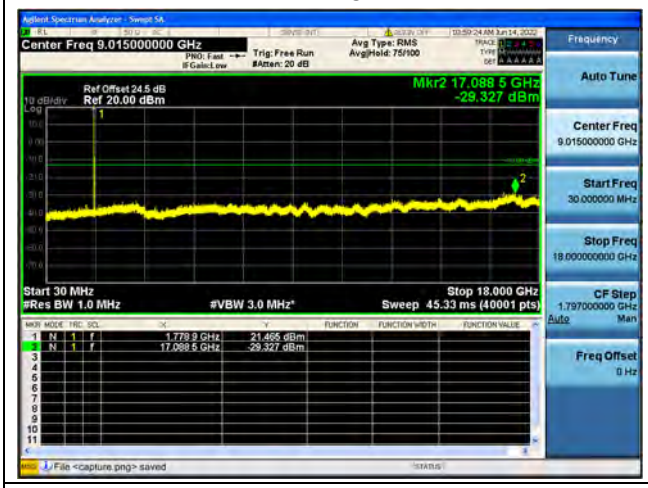

B66 / 1.4MHz / High CH / 16QAM

B66 / 1.4MHz / High CH / 64QAM

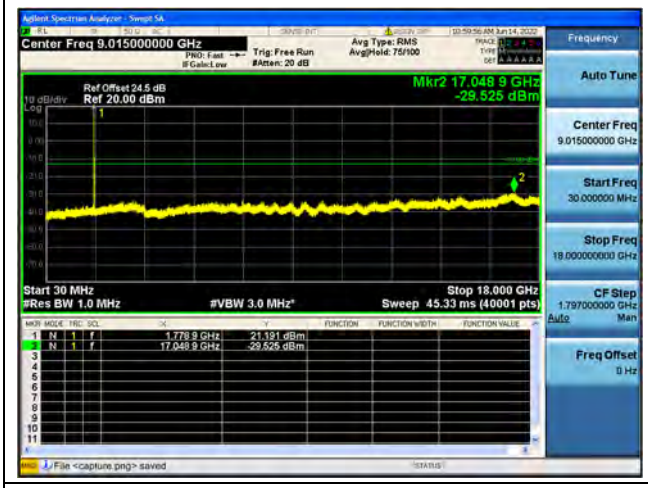

B66 / 3MHz / Low CH / QPSK

B66 / 3MHz / Low CH / 16QAM

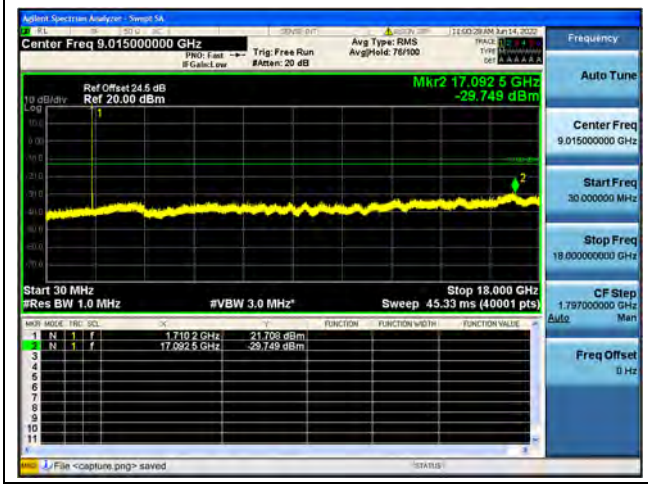

B66 / 3MHz / Low CH / 64QAM

B66 / 3MHz / Mid CH / QPSK

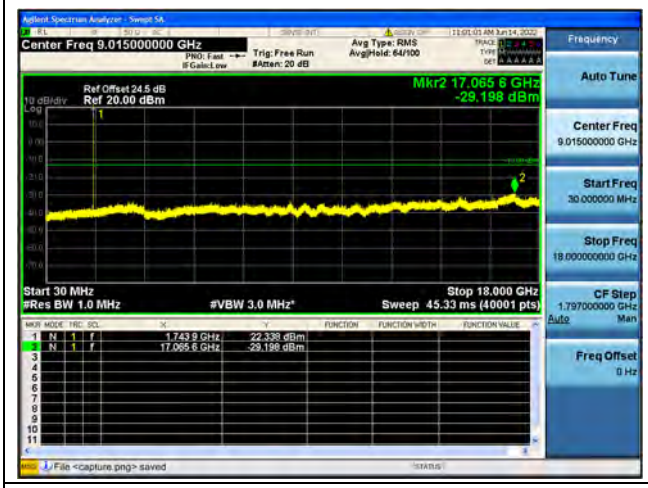

B66 / 3MHz / Mid CH / 16QAM

B66 / 3MHz / Mid CH / 64QAM

B66 / 3MHz / High CH / QPSK

B66 / 3MHz / High CH / 16QAM

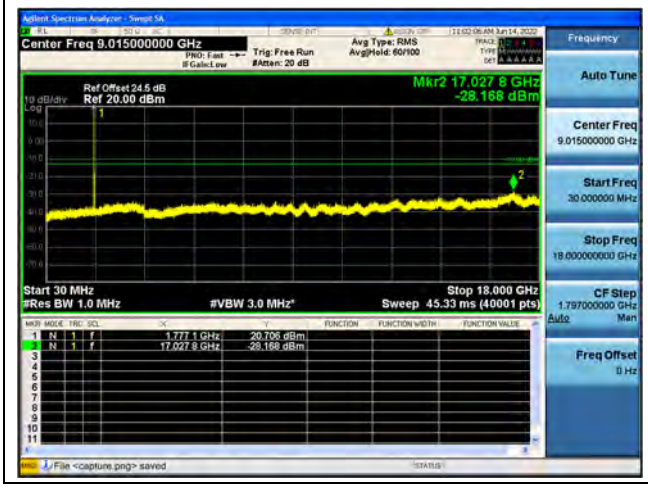

B66 / 3MHz / High CH / 64QAM

B66 / 5MHz / Low CH / QPSK

B66 / 5MHz / Low CH / 16QAM

B66 / 5MHz / Low CH / 64QAM

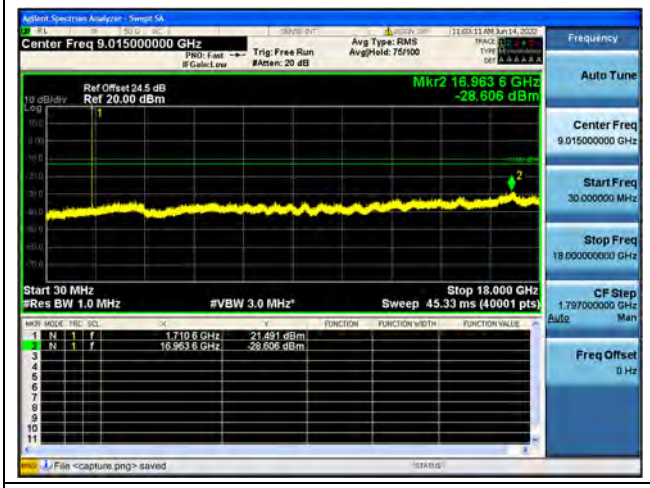

B66 / 5MHz / Mid CH / QPSK

B66 / 5MHz / Mid CH / 16QAM

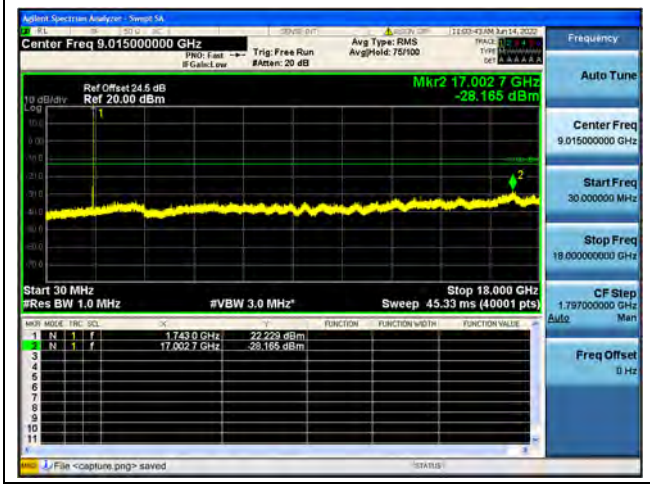

B66 / 5MHz / Mid CH / 64QAM

B66 / 5MHz / High CH / QPSK

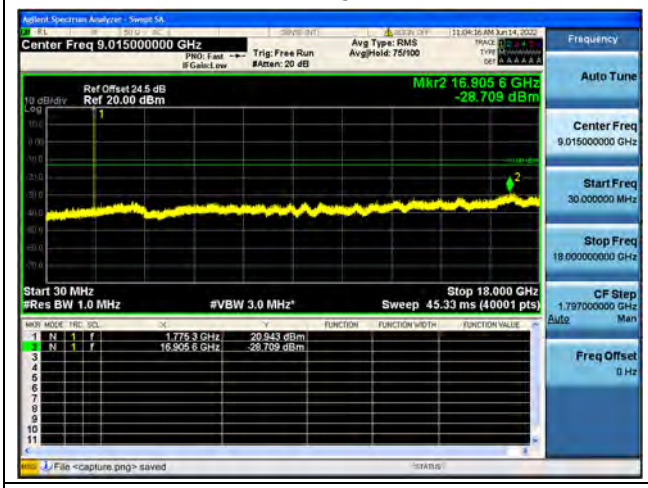

B66 / 5MHz / High CH / 16QAM

B66 / 5MHz / High CH / 64QAM

B66 / 10MHz / Low CH / QPSK

B66 / 10MHz / Low CH / 16QAM

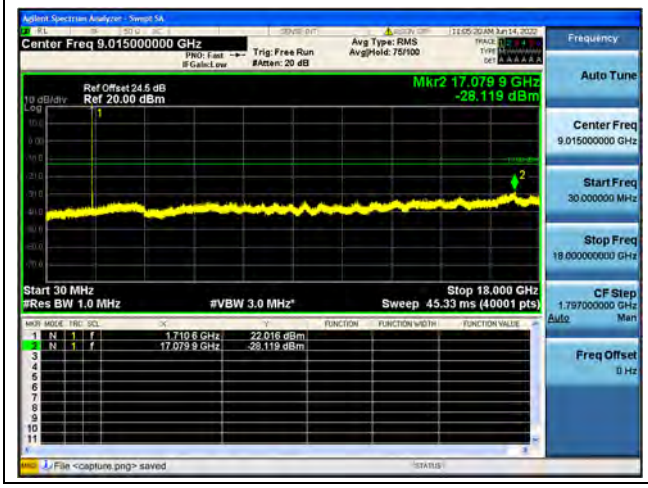

B66 / 10MHz / Low CH / 64QAM

B66 / 10MHz / Mid CH / QPSK

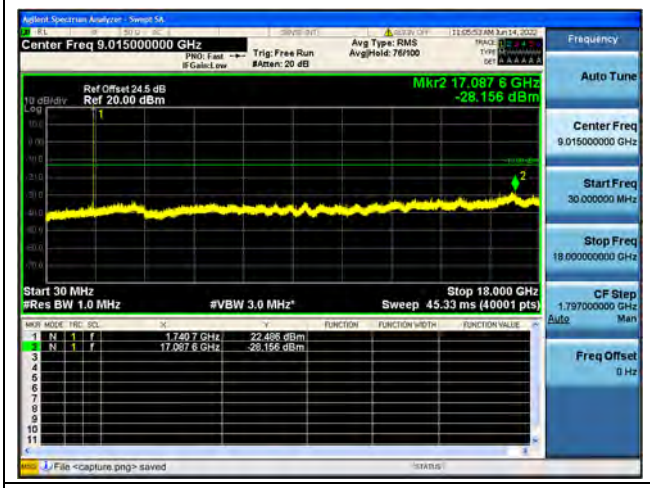

B66 / 10MHz / Mid CH / 16QAM

B66 / 10MHz / Mid CH / 64QAM

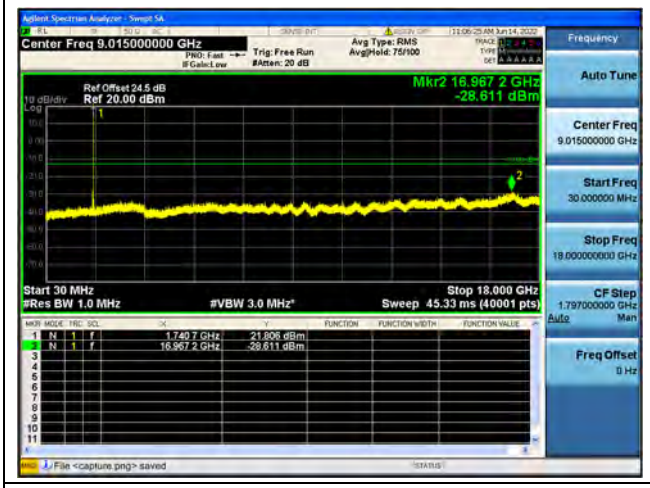

B66 / 10MHz / High CH / QPSK

B66 / 10MHz / High CH / 16QAM

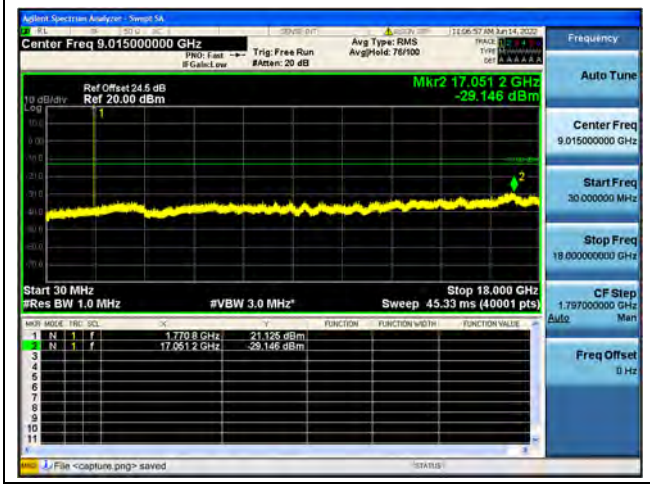

B66 / 10MHz / High CH / 64QAM

B66 / 15MHz / Low CH / QPSK

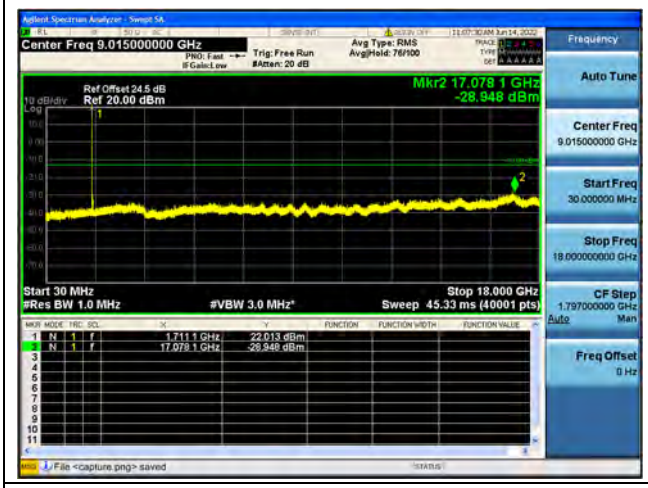

B66 / 15MHz / Low CH / 16QAM

B66 / 15MHz / Low CH / 64QAM

B66 / 15MHz / Mid CH / QPSK

B66 / 15MHz / Mid CH / 16QAM

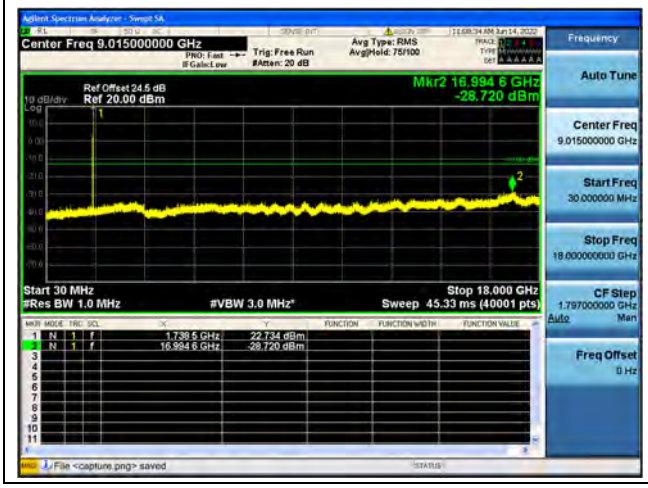

B66 / 15MHz / Mid CH / 64QAM

B66 / 15MHz / High CH / QPSK

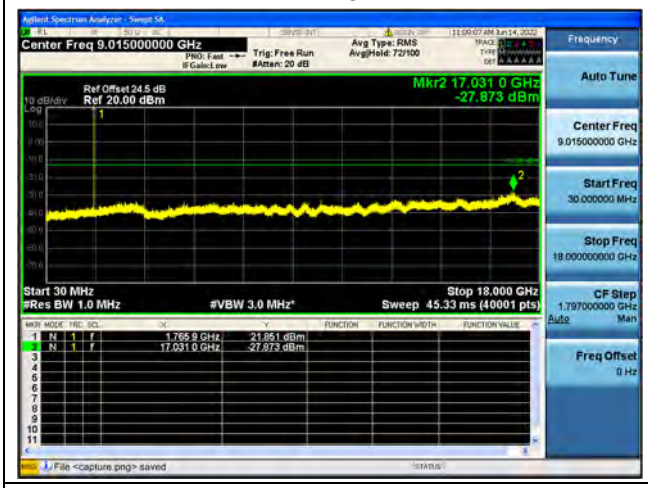

B66 / 15MHz / High CH / 16QAM

B66 / 15MHz / High CH / 64QAM

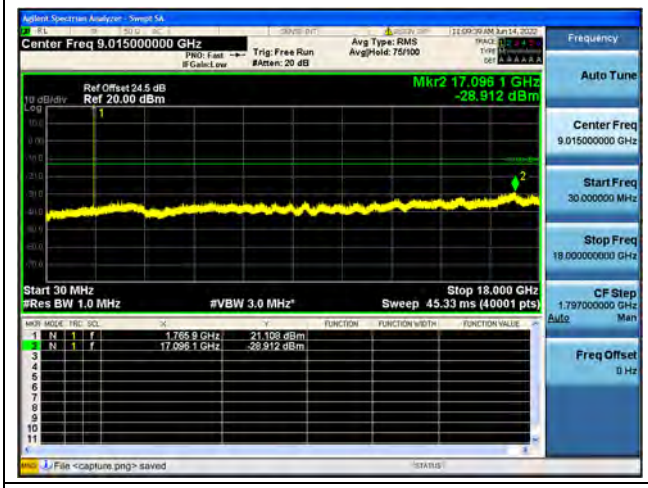

B66 / 20MHz / Low CH / QPSK

B66 / 20MHz / Low CH / 16QAM

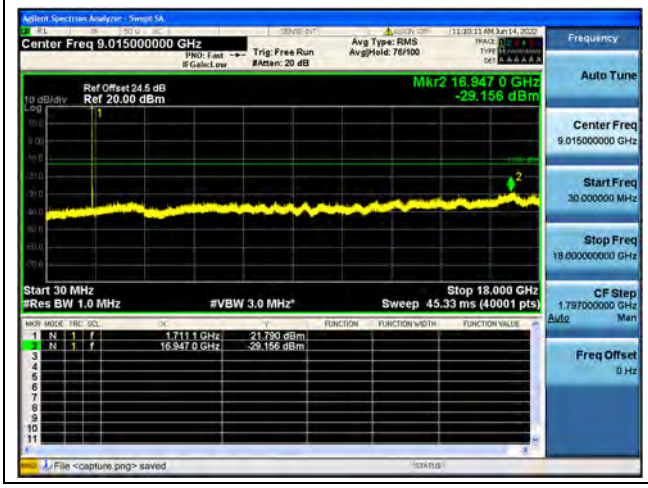

B66 / 20MHz / Low CH / 64QAM

B66 / 20MHz / Mid CH / QPSK

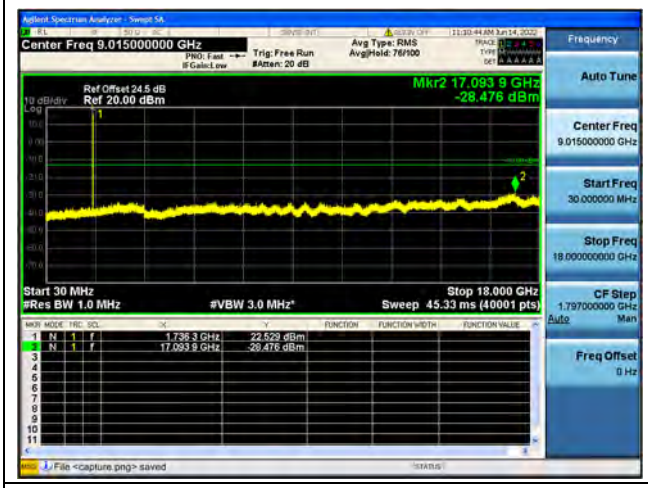

B66 / 20MHz / Mid CH / 16QAM

B66 / 20MHz / Mid CH / 64QAM

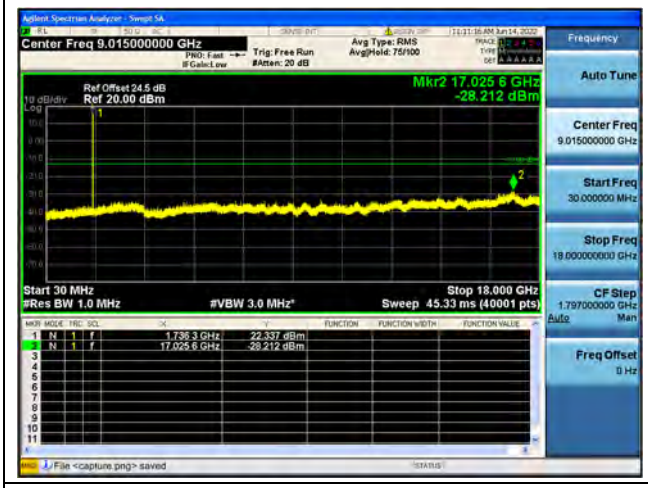

B66 / 20MHz / High CH / QPSK

B66 / 20MHz / High CH / 16QAM

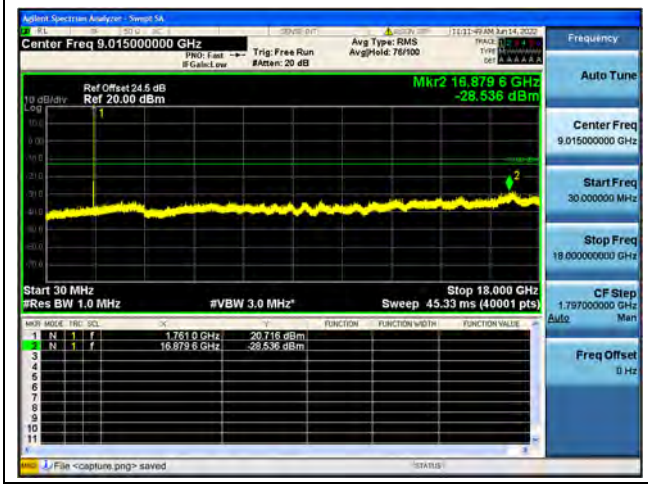

B66 / 20MHz / High CH / 64QAM

2.6. Band Edge

2.6.1. Requirement

Band 2

According to FCC section 24.238(a), for operations in the 1850–1910MHz bands, the power of any emission outside of the authorized operating frequency ranges must be attenuated below the transmitting power (P) by a factor of at least 43 + 10 log(P) dB in a 1MHz bandwidth. However, in the 1 MHz bands immediately outside and adjacent to the licensee's frequency block, a resolution bandwidth of at least one percent of the emission bandwidth of the fundamental emission of the transmitter may be employed.

Band 4, 66

According to FCC section 27.53(h), for operations in the 1710–1755MHz bands, the power of any emission outside a licensee's frequency block shall be attenuated below the transmitter power (P) by at least 43 + 10 log10(P) dB a 1MHz bandwidth. However, in the 1 MHz bands immediately outside and adjacent to the licensee's frequency block, a resolution bandwidth of at least one percent of the emission bandwidth of the fundamental emission of the transmitter may be employed.

Band 5, 18, 19, 26

According to FCC section 22.917(a), for operations in the 824–849MHz bands, the power of any emission outside of the authorized operating frequency ranges must be attenuated below the transmitting power (P) by a factor of at least 43 + 10 log(P) dB in a 100kHz bandwidth. However, in the 1 MHz bands immediately outside and adjacent to the licensee's frequency block, a resolution bandwidth of at least one percent of the emission bandwidth of the fundamental emission of the transmitter may be employed.

Band 12, 17

For operations in the 600 MHz band and the 698-746 MHz band, the power of any emission outside a licensee's frequency band(s) of operation shall be attenuated below the transmitter power (P) within the licensed band(s) of operation, measured in watts, by at least 43 + 10 log (P) dB. Compliance with this provision is based on the use of measurement instrumentation employing a resolution bandwidth of 100 kilohertz or greater. However, in the 100 kilohertz bands immediately outside and adjacent to a licensee's frequency block, a resolution bandwidth of at least 30 kHz may be employed.

Band 7, 38, 41

According to FCC section 27.53(m) (4), for mobile digital stations, the attenuation factor shall be not less than 40 + 10 log (P) dB on all frequencies between the channel edge and 5 megahertz from the channel edge, 43 + 10 log (P) dB on all frequencies between 5 megahertz and X megahertz from the channel edge, and 55 + 10 log (P) dB on all frequencies more than X megahertz from the channel edge, where X is the greater of 6 megahertz or the actual emission bandwidth as defined in paragraph (m)(6) of this section. In addition, the attenuation factor shall not be less that 43 + 10 log (P) dB on all frequencies between 2490.5 MHz and 2496 MHz and 55 + 10 log (P) dB at or below 2490.5 MHz. Mobile Satellite Service licensees operating on frequencies below 2495 MHz may also submit a documented interference complaint against BRS licensees operating on channel BRS Channel 1 on the same terms and conditions as adjacent channel BRS or EBS licensees.

Band 40

According to FCC section 27.53(a) (4), for mobile and portable stations operating in the 2305-2315 MHz and 2350-2360 MHz bands:

(i) By a factor of not less than: 43 + 10 log (P) dB on all frequencies between 2305 and 2320 MHz and on all frequencies between 2345 and 2360 MHz that are outside the licensed band(s) of operation, not less than 55 + 10 log (P) dB on all frequencies between 2320 and 2324 MHz and on all frequencies between 2341 and 2345 MHz, not less than 61 + 10 log (P) dB on all frequencies between 2324 and 2328 MHz and on all frequencies between 2337 and 2341 MHz, and not less than 67 + 10 log (P) dB on all frequencies between 2328 and 2337 MHz;

(ii) By a factor of not less than 43 + 10 log (P) dB on all frequencies between 2300 and 2305 MHz, 55 + 10 log (P) dB on all frequencies between 2296 and 2300 MHz, 61 + 10 log (P) dB on all frequencies between 2292 and 2296 MHz, 67 + 10 log (P) dB on all frequencies between 2288 and 2292 MHz, and 70 + 10 log (P) dB below 2288 MHz;

(iii) By a factor of not less than 43 + 10 log (P) dB on all frequencies between 2360 and 2365 MHz, and not less than 70 + 10 log (P) dB above 2365 MHz.

2.6.2. Test Description

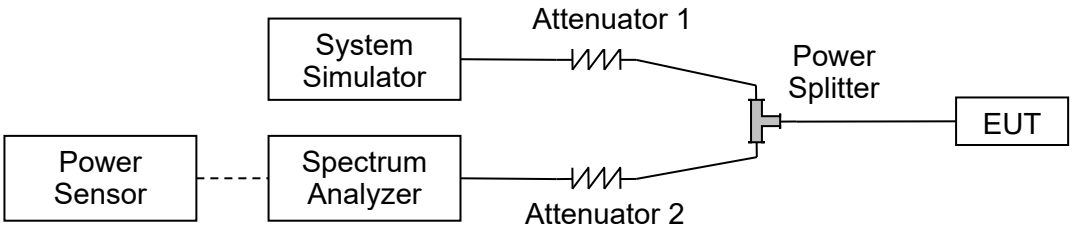

The EUT is coupled to the Spectrum Analyzer (SA) and the System Simulator (SS) with Attenuators through the Power Splitter; the RF load attached to the EUT antenna terminal is 50Ohm; the path loss as the factor is calibrated to correct the reading. The EUT is commanded by the SS to operate at the maximum output power. A call is established between the EUT and the SS.

2.6.3. Test Procedure

KDB 971168 D01v03 Section 6.0 and ANSI/TIA-603-E-2016.

2.6.4. Test Result

B2 / 1.4MHz / Low CH / QPSK / 1 RB

B2 / 1.4MHz / Low CH / QPSK / FULL RB

B2 / 1.4MHz / High CH / QPSK / 1 RB

B2 / 1.4MHz / High CH / QPSK / FULL RB

B2 / 3MHz / Low CH / QPSK / 1 RB

B2 / 3MHz / Low CH / QPSK / FULL RB

B2 / 3MHz / High CH / QPSK / 1 RB

B2 / 3MHz / High CH / QPSK / FULL RB

B2 / 5MHz / Low CH / QPSK / 1 RB

B2 / 5MHz / Low CH / QPSK / FULL RB

B2 / 5MHz / High CH / QPSK / 1 RB

B2 / 5MHz / High CH / QPSK / FULL RB

B2 / 10MHz / Low CH / QPSK / 1 RB

B2 / 10MHz / Low CH / QPSK / FULL RB

B2 / 10MHz / High CH / QPSK / 1 RB

B2 / 10MHz / High CH / QPSK / FULL RB

B2 / 15MHz / Low CH / QPSK / 1 RB

B2 / 15MHz / Low CH / QPSK / FULL RB

B2 / 15MHz / High CH / QPSK / 1 RB

B2 / 15MHz / High CH / QPSK / FULL RB

B2 / 20MHz / Low CH / QPSK / 1 RB

B2 / 20MHz / Low CH / QPSK / FULL RB

B2 / 20MHz / High CH / QPSK / 1 RB

B2 / 20MHz / High CH / QPSK / FULL RB

B4 / 1.4MHz / Low CH / QPSK / 1 RB

B4 / 1.4MHz / Low CH / QPSK / FULL RB

B4 / 1.4MHz / High CH / QPSK / 1 RB

B4 / 1.4MHz / High CH / QPSK / FULL RB

B4 / 3MHz / Low CH / QPSK / 1 RB

B4 / 3MHz / Low CH / QPSK / FULL RB

B4 / 3MHz / High CH / QPSK / 1 RB

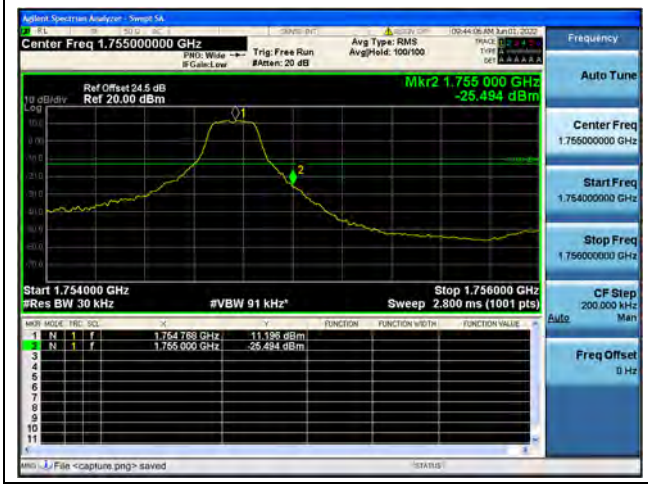

B4 / 3MHz / High CH / QPSK / FULL RB

B4 / 5MHz / Low CH / QPSK / 1 RB

B4 / 5MHz / Low CH / QPSK / FULL RB

B4 / 5MHz / High CH / QPSK / 1 RB

B4 / 5MHz / High CH / QPSK / FULL RB

B4 / 10MHz / Low CH / QPSK / 1 RB

B4 / 10MHz / Low CH / QPSK / FULL RB

B4 / 10MHz / High CH / QPSK / 1 RB

B4 / 10MHz / High CH / QPSK / FULL RB

B4 / 15MHz / Low CH / QPSK / 1 RB

B4 / 15MHz / Low CH / QPSK / FULL RB

B4 / 15MHz / High CH / QPSK / 1 RB

B4 / 15MHz / High CH / QPSK / FULL RB

B4 / 20MHz / Low CH / QPSK / 1 RB

B4 / 20MHz / Low CH / QPSK / FULL RB

B4 / 20MHz / High CH / QPSK / 1 RB

B4 / 20MHz / High CH / QPSK / FULL RB

B5 / 1.4MHz / Low CH / QPSK / 1 RB

B5 / 1.4MHz / Low CH / QPSK / FULL RB

B5 / 1.4MHz / High CH / QPSK / 1 RB

B5 / 1.4MHz / High CH / QPSK / FULL RB

B5 / 3MHz / Low CH / QPSK / 1 RB

B5 / 3MHz / Low CH / QPSK / FULL RB

B5 / 3MHz / High CH / QPSK / 1 RB

B5 / 3MHz / High CH / QPSK / FULL RB

B5 / 5MHz / Low CH / QPSK / 1 RB

B5 / 5MHz / Low CH / QPSK / FULL RB

B5 / 5MHz / High CH / QPSK / 1 RB

B5 / 5MHz / High CH / QPSK / FULL RB

B5 / 10MHz / Low CH / QPSK / 1 RB

B5 / 10MHz / Low CH / QPSK / FULL RB

B5 / 10MHz / High CH / QPSK / 1 RB

B5 / 10MHz / High CH / QPSK / FULL RB

Band7 / 5MHz / Low CH / QPSK / 1 RB

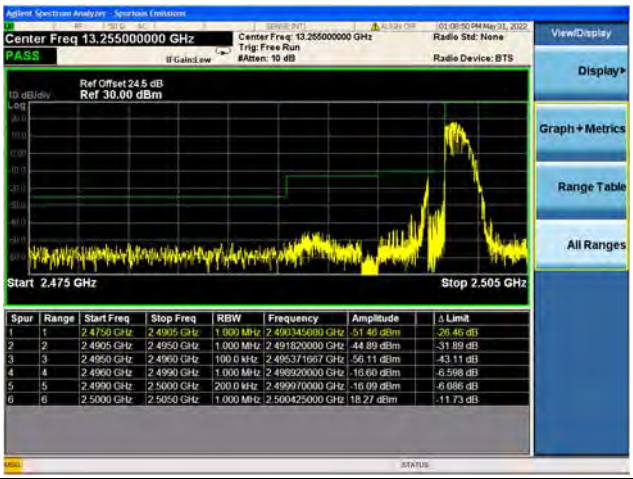

Band7 / 5MHz / Low CH / QPSK / FULL RB

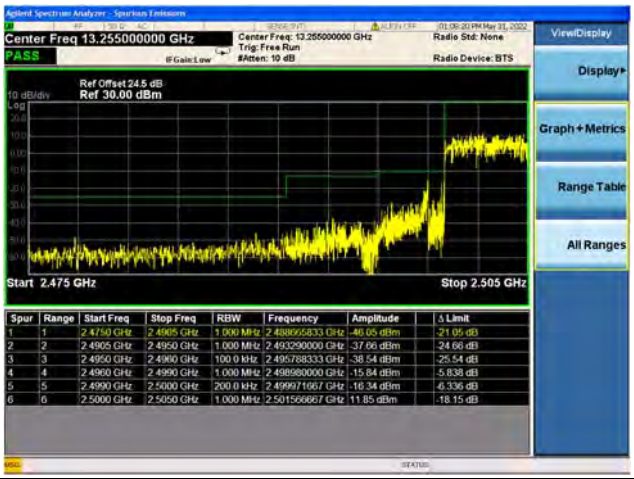

Band7 / 5MHz / High CH / QPSK / 1 RB

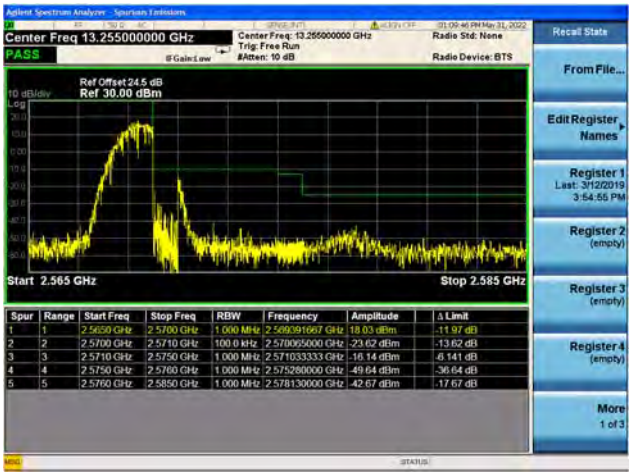

Band7 / 5MHz / High CH / QPSK / FULL RB

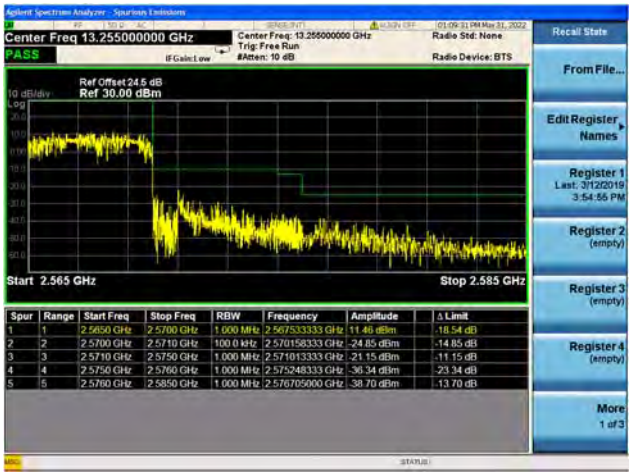

Band7 / 10MHz / Low CH / QPSK / 1 RB

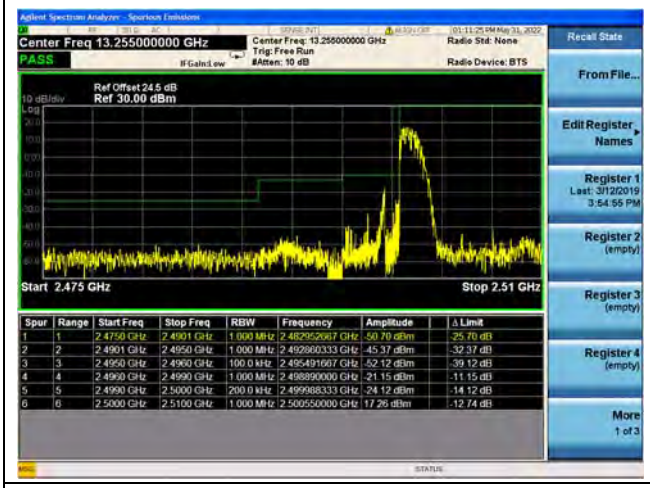

Spur	Range	Start Freq	Stop Freq	RBW	Frequency	Amplitude	Δ Limit
1	1	2.4750 GHz	2.4901 GHz	1.000 MHz	2.482952667 GHz	-50.70 dBm	-25.70 dB
2	2	2.4901 GHz	2.4950 GHz	1.000 MHz	2.492860333 GHz	-45.37 dBm	-32.37 dB
3	3	2.4950 GHz	2.4960 GHz	100.0 kHz	2.495491667 GHz	-52.12 dBm	-39.12 dB
4	4	2.4960 GHz	2.4990 GHz	1.000 MHz	2.498890000 GHz	-21.15 dBm	-11.15 dB
5	5	2.4990 GHz	2.5000 GHz	200.0 kHz	2.499988333 GHz	-24.12 dBm	-14.12 dB
6	6	2.5000 GHz	2.5100 GHz	1.000 MHz	2.509550000 GHz	17.26 dBm	-12.74 dB

Band7 / 10MHz / Low CH / QPSK / FULL RB

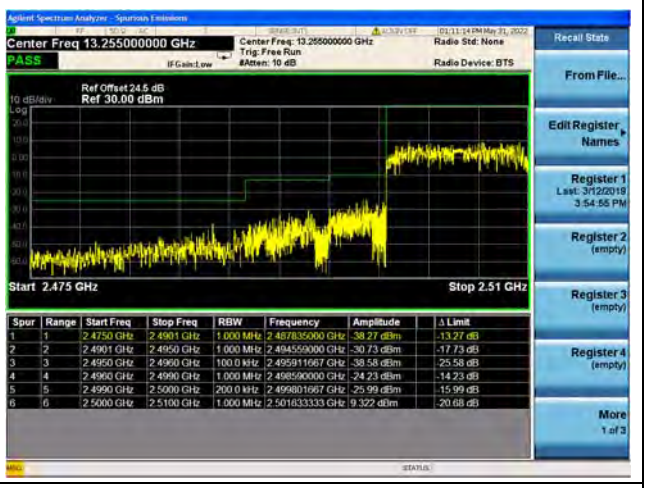

Spur	Range	Start Freq	Stop Freq	RBW	Frequency	Amplitude	Δ Limit
1	1	2.4750 GHz	2.4901 GHz	1.000 MHz	2.487835000 GHz	-38.27 dBm	-13.27 dB
2	2	2.4901 GHz	2.4950 GHz	1.000 MHz	2.494559000 GHz	-30.73 dBm	-17.73 dB
3	3	2.4950 GHz	2.4960 GHz	100.0 kHz	2.495911667 GHz	-38.58 dBm	-25.58 dB
4	4	2.4960 GHz	2.4990 GHz	1.000 MHz	2.498590000 GHz	-24.23 dBm	-14.23 dB
5	5	2.4990 GHz	2.5000 GHz	200.0 kHz	2.499801667 GHz	-25.99 dBm	-15.99 dB
6	6	2.5000 GHz	2.5100 GHz	1.000 MHz	2.501833333 GHz	9.322 dBm	-20.68 dB

Band7 / 10MHz / High CH / QPSK / 1 RB

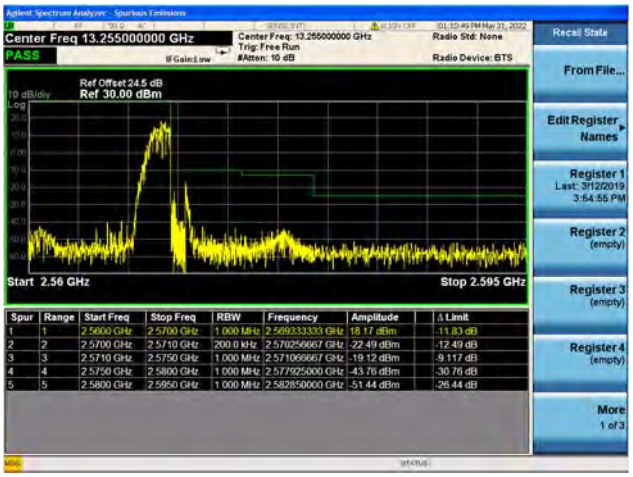

Spur	Range	Start Freq	Stop Freq	RBW	Frequency	Amplitude	Δ Limit
1	1	2.5600 GHz	2.5700 GHz	1.000 MHz	2.569333333 GHz	18.17 dBm	-11.83 dB
2	2	2.5700 GHz	2.5710 GHz	200.0 kHz	2.570256667 GHz	-22.49 dBm	-12.49 dB
3	3	2.5710 GHz	2.5750 GHz	1.000 MHz	2.571666667 GHz	-19.12 dBm	-9.117 dB
4	4	2.5750 GHz	2.5800 GHz	1.000 MHz	2.577925000 GHz	-43.76 dBm	-30.76 dB
5	5	2.5800 GHz	2.5950 GHz	1.000 MHz	2.582850000 GHz	-51.44 dBm	-26.44 dB

Band7 / 10MHz / High CH / QPSK / FULL RB

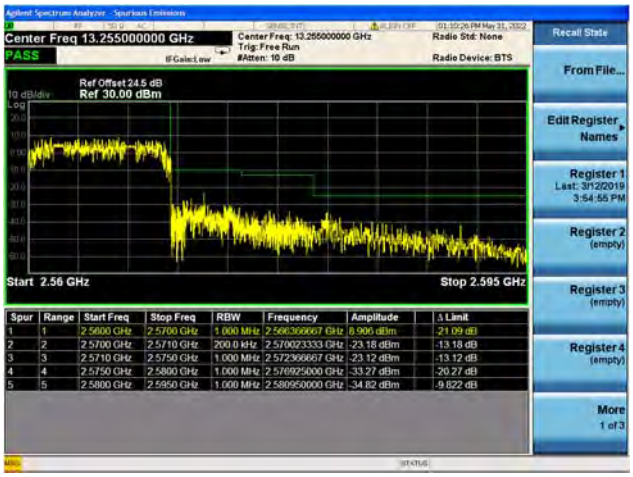

Spur	Range	Start Freq	Stop Freq	RBW	Frequency	Amplitude	Δ Limit
1	1	2.5600 GHz	2.5700 GHz	1.000 MHz	2.569366667 GHz	8.906 dBm	-21.09 dB
2	2	2.5700 GHz	2.5710 GHz	200.0 kHz	2.570023333 GHz	-23.18 dBm	-13.18 dB
3	3	2.5710 GHz	2.5750 GHz	1.000 MHz	2.572366667 GHz	-23.12 dBm	-13.12 dB
4	4	2.5750 GHz	2.5800 GHz	1.000 MHz	2.576925000 GHz	-33.27 dBm	-20.27 dB
5	5	2.5800 GHz	2.5950 GHz	1.000 MHz	2.580950000 GHz	-34.82 dBm	-9.822 dB

Band7 / 15MHz / Low CH / QPSK / 1 RB

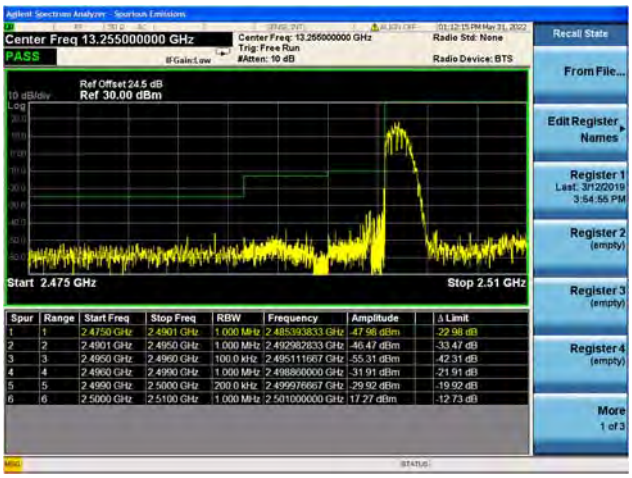

Spur	Range	Start Freq	Stop Freq	RBW	Frequency	Amplitude	Δ Limit
1	1	2.4750 GHz	2.4901 GHz	1.000 MHz	2.485393833 GHz	-47.96 dBm	-22.98 dB
2	2	2.4901 GHz	2.4950 GHz	1.000 MHz	2.492982833 GHz	-46.47 dBm	-33.47 dB
3	3	2.4950 GHz	2.4960 GHz	100.0 kHz	2.495111667 GHz	-55.31 dBm	-42.31 dB
4	4	2.4960 GHz	2.4990 GHz	1.000 MHz	2.498800000 GHz	-31.91 dBm	-21.91 dB
5	5	2.4990 GHz	2.5000 GHz	200.0 kHz	2.499976667 GHz	-29.92 dBm	-19.92 dB
6	6	2.5000 GHz	2.5100 GHz	1.000 MHz	2.501000000 GHz	17.27 dBm	-12.73 dB

Band7 / 15MHz / Low CH / QPSK / FULL RB

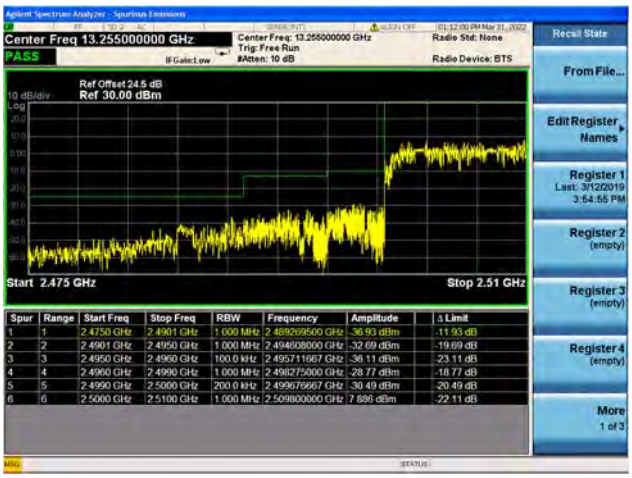

Spur	Range	Start Freq	Stop Freq	RBW	Frequency	Amplitude	Δ Limit
1	1	2.4750 GHz	2.4901 GHz	1.000 MHz	2.489269500 GHz	-36.93 dBm	-11.93 dB
2	2	2.4901 GHz	2.4950 GHz	1.000 MHz	2.494608000 GHz	-32.69 dBm	-19.69 dB
3	3	2.4950 GHz	2.4960 GHz	100.0 kHz	2.495711667 GHz	-36.11 dBm	-23.11 dB
4	4	2.4960 GHz	2.4990 GHz	1.000 MHz	2.498275000 GHz	-28.77 dBm	-18.77 dB
5	5	2.4990 GHz	2.5000 GHz	200.0 kHz	2.499676667 GHz	-30.49 dBm	-20.49 dB
6	6	2.5000 GHz	2.5100 GHz	1.000 MHz	2.509800000 GHz	7.886 dBm	-22.11 dB

Band7 / 15MHz / High CH / QPSK / 1 RB

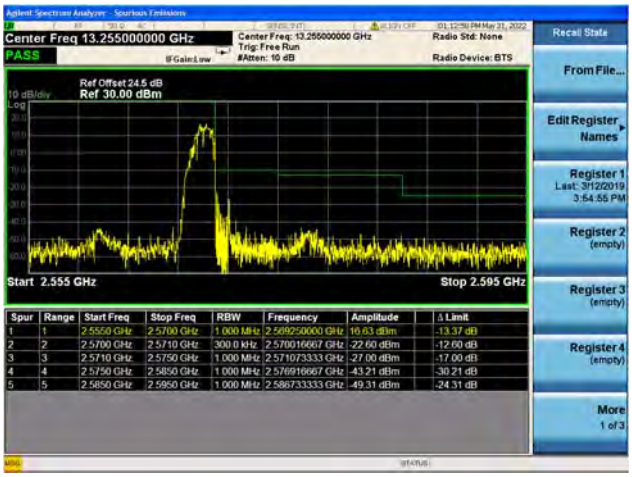

Spur	Range	Start Freq	Stop Freq	RBW	Frequency	Amplitude	Δ Limit
1	1	2.5550 GHz	2.5700 GHz	1.000 MHz	2.569250000 GHz	-16.63 dBm	-13.37 dB
2	2	2.5700 GHz	2.5710 GHz	300.0 kHz	2.570016667 GHz	-22.60 dBm	-12.60 dB
3	3	2.5710 GHz	2.5750 GHz	1.000 MHz	2.571073333 GHz	-27.00 dBm	-17.00 dB
4	4	2.5750 GHz	2.5850 GHz	1.000 MHz	2.576916667 GHz	-43.21 dBm	-30.21 dB
5	5	2.5850 GHz	2.5950 GHz	1.000 MHz	2.586733333 GHz	-49.31 dBm	-24.31 dB

Band7 / 15MHz / High CH / QPSK / FULL RB

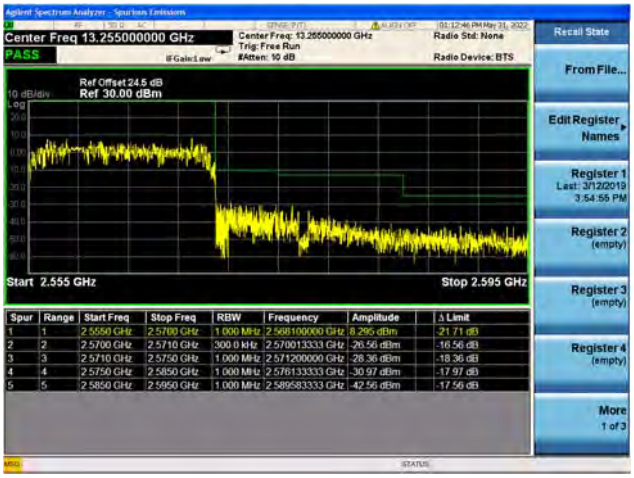

Spur	Range	Start Freq	Stop Freq	RBW	Frequency	Amplitude	Δ Limit
1	1	2.5550 GHz	2.5700 GHz	1.000 MHz	2.568100000 GHz	8.295 dBm	-21.71 dB
2	2	2.5700 GHz	2.5710 GHz	300.0 kHz	2.570013333 GHz	-26.56 dBm	-16.56 dB
3	3	2.5710 GHz	2.5750 GHz	1.000 MHz	2.571200000 GHz	-28.36 dBm	-18.36 dB
4	4	2.5750 GHz	2.5850 GHz	1.000 MHz	2.576133333 GHz	-30.97 dBm	-17.97 dB
5	5	2.5850 GHz	2.5950 GHz	1.000 MHz	2.589583333 GHz	-42.56 dBm	-17.56 dB

Band7 / 20MHz / Low CH / QPSK / 1 RB

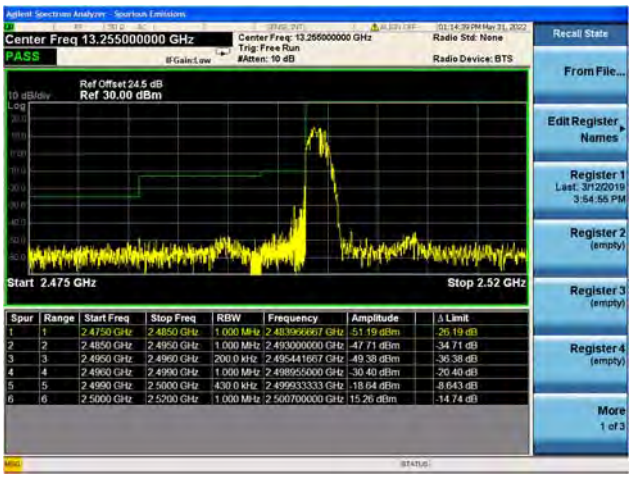

Spur	Range	Start Freq	Stop Freq	RBW	Frequency	Amplitude	Δ Limit
1	1	2.4750 GHz	2.4850 GHz	1.000 MHz	2.483966667 GHz	-51.19 dBm	-26.19 dB
2	2	2.4850 GHz	2.4950 GHz	1.000 MHz	2.493000000 GHz	-47.71 dBm	-34.71 dB
3	3	2.4950 GHz	2.4960 GHz	200.0 kHz	2.495441667 GHz	-49.38 dBm	-36.38 dB
4	4	2.4960 GHz	2.4990 GHz	1.000 MHz	2.498955000 GHz	-30.40 dBm	-20.40 dB
5	5	2.4990 GHz	2.5000 GHz	430.0 kHz	2.499933333 GHz	-18.64 dBm	-8.643 dB
6	6	2.5000 GHz	2.5200 GHz	1.000 MHz	2.500700000 GHz	15.26 dBm	-14.74 dB

Band7 / 20MHz / Low CH / QPSK / FULL RB

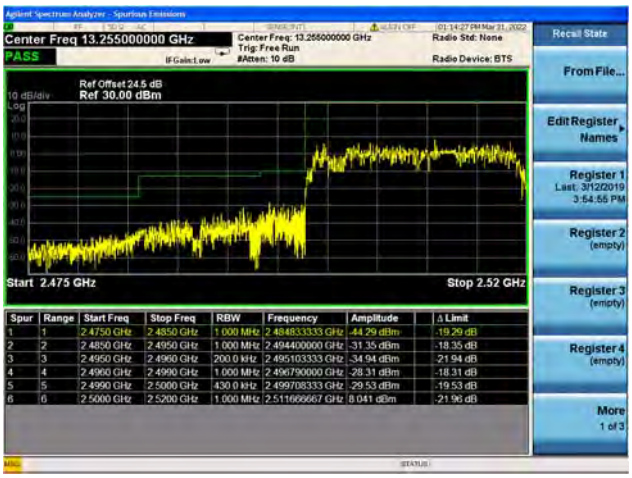

Spur	Range	Start Freq	Stop Freq	RBW	Frequency	Amplitude	Δ Limit
1	1	2.4750 GHz	2.4850 GHz	1.000 MHz	2.484833333 GHz	-44.29 dBm	-19.29 dB
2	2	2.4850 GHz	2.4950 GHz	1.000 MHz	2.494400000 GHz	-31.35 dBm	-18.35 dB
3	3	2.4950 GHz	2.4960 GHz	200.0 kHz	2.495103333 GHz	-34.94 dBm	-21.94 dB
4	4	2.4960 GHz	2.4990 GHz	1.000 MHz	2.496790000 GHz	-28.31 dBm	-18.31 dB
5	5	2.4990 GHz	2.5000 GHz	430.0 kHz	2.499708333 GHz	-29.53 dBm	-19.53 dB
6	6	2.5000 GHz	2.5200 GHz	1.000 MHz	2.511666667 GHz	8.041 dBm	-21.96 dB

Band7 / 20MHz / High CH / QPSK / 1 RB

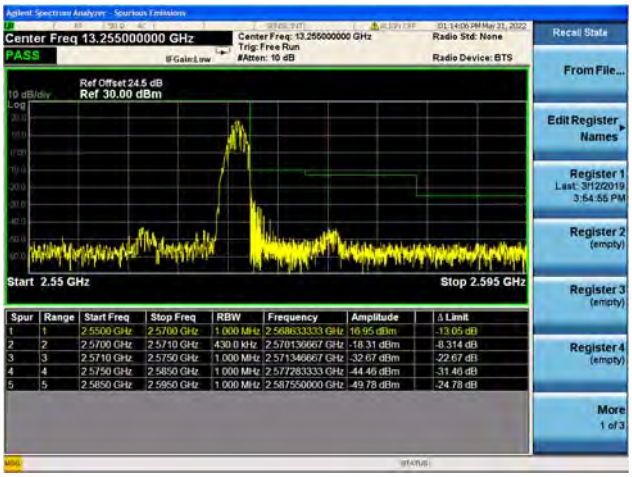

Spur	Range	Start Freq	Stop Freq	RBW	Frequency	Amplitude	Δ Limit
1	1	2.5500 GHz	2.5700 GHz	1.000 MHz	2.568833333 GHz	-16.95 dBm	-13.05 dB
2	2	2.5700 GHz	2.5710 GHz	430.0 kHz	2.570136667 GHz	-18.31 dBm	-8.314 dB
3	3	2.5710 GHz	2.5750 GHz	1.000 MHz	2.571346667 GHz	-32.67 dBm	-22.67 dB
4	4	2.5750 GHz	2.5850 GHz	1.000 MHz	2.577283333 GHz	-44.46 dBm	-31.46 dB
5	5	2.5850 GHz	2.5950 GHz	1.000 MHz	2.587550000 GHz	-49.78 dBm	-24.78 dB

Band7 / 20MHz / High CH / QPSK / FULL RB

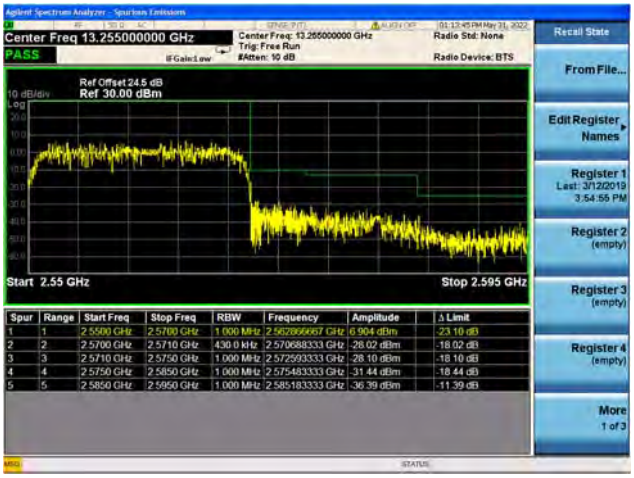

Spur	Range	Start Freq	Stop Freq	RBW	Frequency	Amplitude	Δ Limit
1	1	2.5500 GHz	2.5700 GHz	1.000 MHz	2.562866667 GHz	-6.904 dBm	-23.10 dB
2	2	2.5700 GHz	2.5710 GHz	430.0 kHz	2.570688333 GHz	-28.02 dBm	-18.02 dB
3	3	2.5710 GHz	2.5750 GHz	1.000 MHz	2.572593333 GHz	-28.10 dBm	-18.10 dB
4	4	2.5750 GHz	2.5850 GHz	1.000 MHz	2.575483333 GHz	-31.44 dBm	-18.44 dB
5	5	2.5850 GHz	2.5950 GHz	1.000 MHz	2.585183333 GHz	-36.39 dBm	-11.39 dB

B12 / 1.4MHz / Low CH / QPSK / 1 RB

B12 / 1.4MHz / Low CH / QPSK / FULL RB

B12 / 1.4MHz / High CH / QPSK / 1 RB

B12 / 1.4MHz / High CH / QPSK / FULL RB

B12 / 3MHz / Low CH / QPSK / 1 RB

B12 / 3MHz / Low CH / QPSK / FULL RB

B12 / 3MHz / High CH / QPSK / 1 RB

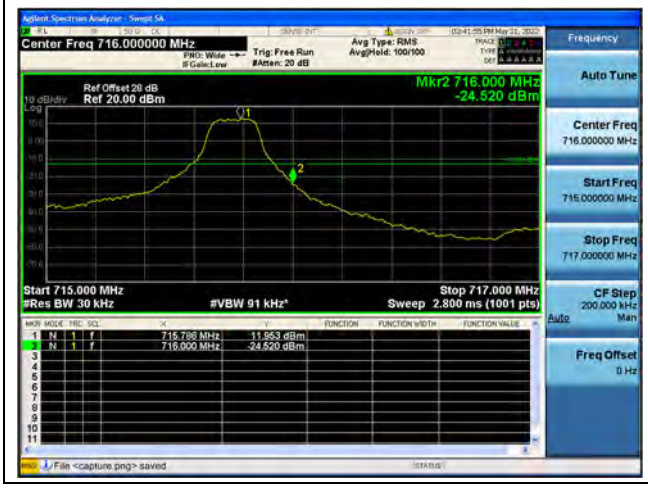

B12 / 3MHz / High CH / QPSK / FULL RB

B12 / 5MHz / Low CH / QPSK / 1 RB

B12 / 5MHz / Low CH / QPSK / FULL RB

B12 / 5MHz / High CH / QPSK / 1 RB

B12 / 5MHz / High CH / QPSK / FULL RB

B12 / 10MHz / Low CH / QPSK / 1 RB

B12 / 10MHz / Low CH / QPSK / FULL RB

B12 / 10MHz / High CH / QPSK / 1 RB

B12 / 10MHz / High CH / QPSK / FULL RB

B17 / 5MHz / Low CH / QPSK / 1 RB

B17 / 5MHz / Low CH / QPSK / FULL RB

B17 / 5MHz / High CH / QPSK / 1 RB

B17 / 5MHz / High CH / QPSK / FULL RB

B17 / 10MHz / Low CH / QPSK / 1 RB

B17 / 10MHz / Low CH / QPSK / FULL RB

B17 / 10MHz / High CH / QPSK / 1 RB

B17 / 10MHz / High CH / QPSK / FULL RB

B18Part22 / 5MHz / Low CH / QPSK / 1 RB

B18Part22 / 5MHz / Low CH / QPSK / FULL RB

B18Part22 / 5MHz / High CH / QPSK / 1 RB

B18Part22 / 5MHz / High CH / QPSK / FULL RB

B19 / 5MHz / Low CH / QPSK / 1 RB

B19 / 5MHz / Low CH / QPSK / FULL RB

B19 / 5MHz / High CH / QPSK / 1 RB

B19 / 5MHz / High CH / QPSK / FULL RB

B19 / 10MHz / Low CH / QPSK / 1 RB

B19 / 10MHz / Low CH / QPSK / FULL RB

B19 / 10MHz / High CH / QPSK / 1 RB

B19 / 10MHz / High CH / QPSK / FULL RB

B19 / 15MHz / Low CH / QPSK / 1 RB

B19 / 15MHz / Low CH / QPSK / FULL RB

B19 / 15MHz / High CH / QPSK / 1 RB

B19 / 15MHz / High CH / QPSK / FULL RB

Band26 / 1.4MHz / Low CH / QPSK / 1 RB

Band26 / 1.4MHz / Low CH / QPSK / FULL RB

Band26 / 1.4MHz / High CH / QPSK / 1 RB

Band26 / 1.4MHz / High CH / QPSK / FULL RB

Band26 / 3MHz / Low CH / QPSK / 1 RB

Band26 / 3MHz / Low CH / QPSK / FULL RB

Band26 / 3MHz / High CH / QPSK / 1 RB

Band26 / 3MHz / High CH / QPSK / FULL RB

Band26 / 5MHz / Low CH / QPSK / 1 RB

Band26 / 5MHz / Low CH / QPSK / FULL RB

Band26 / 5MHz / High CH / QPSK / 1 RB

Band26 / 5MHz / High CH / QPSK / FULL RB

Band26 / 10MHz / Low CH / QPSK / 1 RB

Band26 / 10MHz / Low CH / QPSK / FULL RB

Band26 / 10MHz / High CH / QPSK / 1 RB

Band26 / 10MHz / High CH / QPSK / FULL RB

Band26 / 15MHz / Low CH / QPSK / 1 RB

Band26 / 15MHz / Low CH / QPSK / FULL RB

Band26 / 15MHz / High CH / QPSK / 1 RB

Band26 / 15MHz / High CH / QPSK / FULL RB

Band38 / 5MHz / Low CH / QPSK / 1 RB

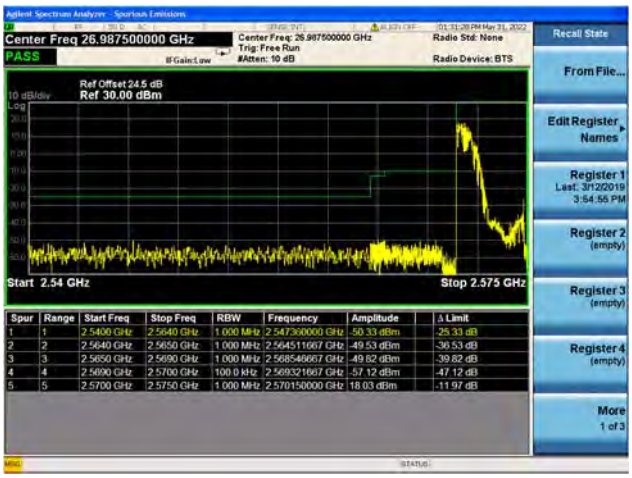

Spur	Range	Start Freq	Stop Freq	RBW	Frequency	Amplitude	Δ Limit
1	1	2.5400 GHz	2.5640 GHz	1.000 MHz	2.547360000 GHz	-50.33 dBm	-25.33 dB
2	2	2.5640 GHz	2.5650 GHz	1.000 MHz	2.564511667 GHz	-49.53 dBm	-36.53 dB
3	3	2.5650 GHz	2.5690 GHz	1.000 MHz	2.568546667 GHz	-49.82 dBm	-39.82 dB
4	4	2.5690 GHz	2.5700 GHz	100.0 kHz	2.569321667 GHz	-57.12 dBm	-47.12 dB
5	5	2.5700 GHz	2.5750 GHz	1.000 MHz	2.570150000 GHz	18.03 dBm	-11.97 dB

Band38 / 5MHz / Low CH / QPSK / FULL RB

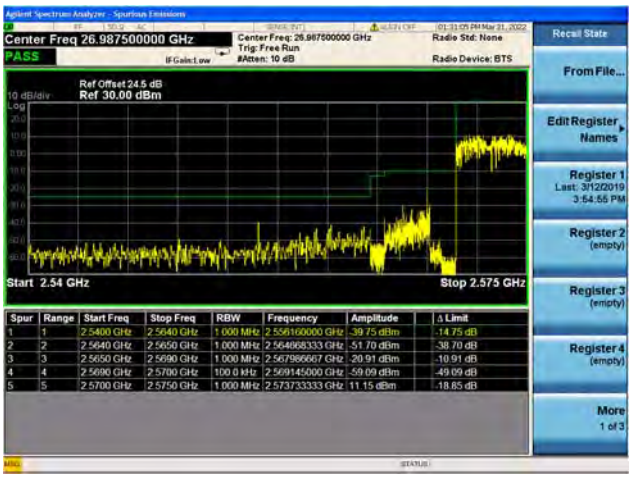

Spur	Range	Start Freq	Stop Freq	RBW	Frequency	Amplitude	Δ Limit
1	1	2.5400 GHz	2.5640 GHz	1.000 MHz	2.556160000 GHz	-39.75 dBm	-14.75 dB
2	2	2.5640 GHz	2.5650 GHz	1.000 MHz	2.564868333 GHz	-51.70 dBm	-38.70 dB
3	3	2.5650 GHz	2.5690 GHz	1.000 MHz	2.567986667 GHz	-20.91 dBm	-10.91 dB
4	4	2.5690 GHz	2.5700 GHz	100.0 kHz	2.569145000 GHz	-59.09 dBm	-49.09 dB
5	5	2.5700 GHz	2.5750 GHz	1.000 MHz	2.573733333 GHz	11.15 dBm	-18.85 dB

Band38 / 5MHz / High CH / QPSK / 1 RB

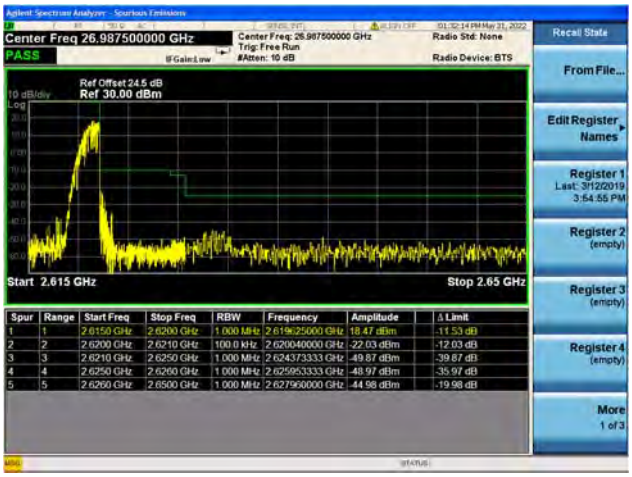

Spur	Range	Start Freq	Stop Freq	RBW	Frequency	Amplitude	Δ Limit
1	1	2.6150 GHz	2.6200 GHz	1.000 MHz	2.619625000 GHz	18.47 dBm	-11.53 dB
2	2	2.6200 GHz	2.6210 GHz	100.0 kHz	2.620040000 GHz	-22.03 dBm	-12.03 dB
3	3	2.6210 GHz	2.6250 GHz	1.000 MHz	2.624373333 GHz	-49.87 dBm	-39.87 dB
4	4	2.6250 GHz	2.6260 GHz	1.000 MHz	2.625953333 GHz	-48.97 dBm	-35.97 dB
5	5	2.6260 GHz	2.6500 GHz	1.000 MHz	2.627960000 GHz	-44.98 dBm	-19.98 dB

Band38 / 5MHz / High CH / QPSK / FULL RB

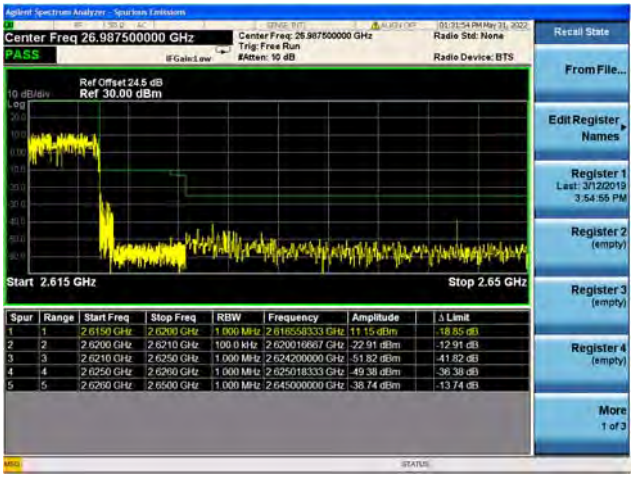

Spur	Range	Start Freq	Stop Freq	RBW	Frequency	Amplitude	Δ Limit
1	1	2.6150 GHz	2.6200 GHz	1.000 MHz	2.618558333 GHz	11.15 dBm	-18.85 dB
2	2	2.6200 GHz	2.6210 GHz	100.0 kHz	2.620016667 GHz	-22.91 dBm	-12.91 dB
3	3	2.6210 GHz	2.6250 GHz	1.000 MHz	2.624200000 GHz	-51.82 dBm	-41.82 dB
4	4	2.6250 GHz	2.6260 GHz	1.000 MHz	2.625018333 GHz	-49.38 dBm	-36.38 dB
5	5	2.6260 GHz	2.6500 GHz	1.000 MHz	2.645000000 GHz	-38.74 dBm	-13.74 dB

Band38 / 10MHz / Low CH / QPSK / 1 RB

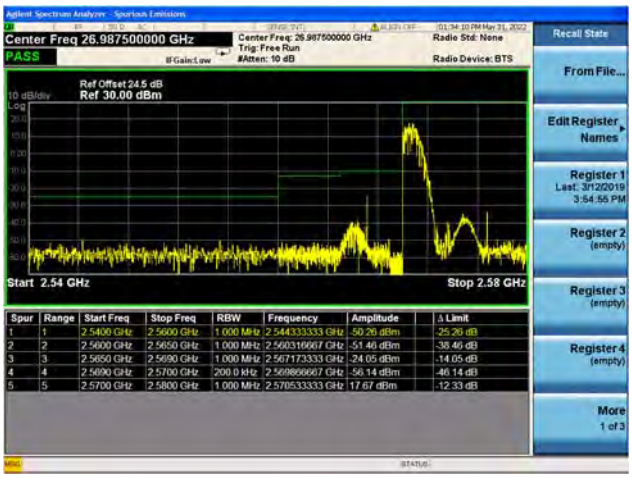

Spur	Range	Start Freq	Stop Freq	RBW	Frequency	Amplitude	Δ Limit
1	1	2.5400 GHz	2.5600 GHz	1.000 MHz	2.544333333 GHz	-50.26 dBm	-25.26 dB
2	2	2.5600 GHz	2.5650 GHz	1.000 MHz	2.560316667 GHz	-51.46 dBm	-38.46 dB
3	3	2.5650 GHz	2.5690 GHz	1.000 MHz	2.567173333 GHz	-24.05 dBm	-14.05 dB
4	4	2.5690 GHz	2.5700 GHz	200.0 kHz	2.569866667 GHz	-56.14 dBm	-46.14 dB
5	5	2.5700 GHz	2.5800 GHz	1.000 MHz	2.570533333 GHz	17.67 dBm	-12.33 dB

Band38 / 10MHz / Low CH / QPSK / FULL RB

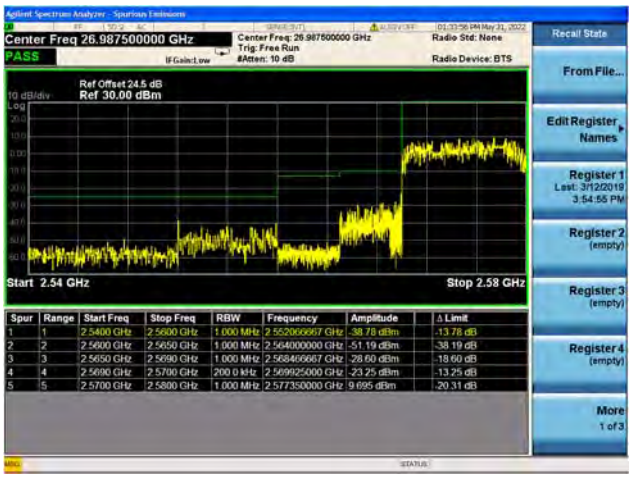

Spur	Range	Start Freq	Stop Freq	RBW	Frequency	Amplitude	Δ Limit
1	1	2.5400 GHz	2.5600 GHz	1.000 MHz	2.552066667 GHz	-38.78 dBm	-13.78 dB
2	2	2.5600 GHz	2.5650 GHz	1.000 MHz	2.564000000 GHz	-51.19 dBm	-38.19 dB
3	3	2.5650 GHz	2.5690 GHz	1.000 MHz	2.568466667 GHz	-28.60 dBm	-18.60 dB
4	4	2.5690 GHz	2.5700 GHz	200.0 kHz	2.569925000 GHz	-23.25 dBm	-13.25 dB
5	5	2.5700 GHz	2.5800 GHz	1.000 MHz	2.577350000 GHz	9.695 dBm	-20.31 dB

Band38 / 10MHz / High CH / QPSK / 1 RB

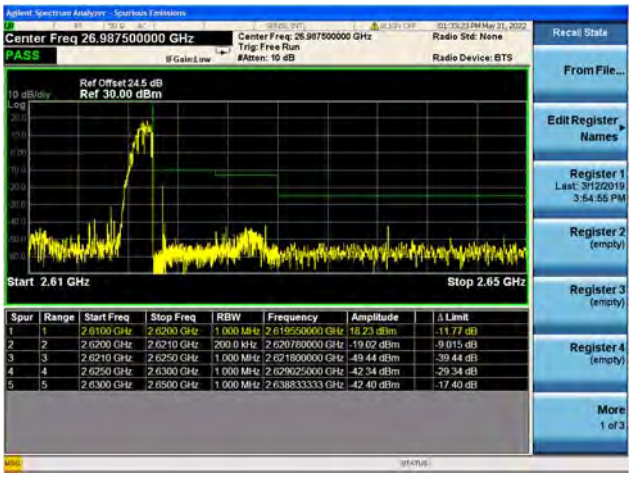

Spur	Range	Start Freq	Stop Freq	RBW	Frequency	Amplitude	Δ Limit
1	1	2.6100 GHz	2.6200 GHz	1.000 MHz	2.619550000 GHz	18.23 dBm	-11.77 dB
2	2	2.6200 GHz	2.6210 GHz	200.0 kHz	2.620780000 GHz	-19.02 dBm	-9.015 dB
3	3	2.6210 GHz	2.6250 GHz	1.000 MHz	2.621800000 GHz	-49.44 dBm	-39.44 dB
4	4	2.6250 GHz	2.6300 GHz	1.000 MHz	2.629025000 GHz	-42.34 dBm	-29.34 dB
5	5	2.6300 GHz	2.6500 GHz	1.000 MHz	2.638833333 GHz	-42.40 dBm	-17.40 dB

Band38 / 10MHz / High CH / QPSK / FULL RB

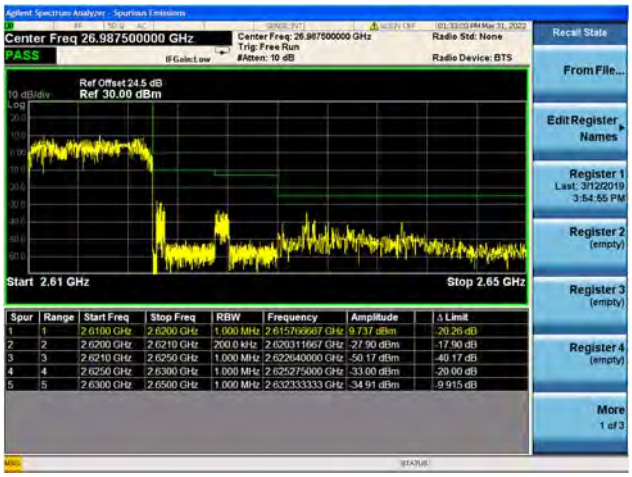

Spur	Range	Start Freq	Stop Freq	RBW	Frequency	Amplitude	Δ Limit
1	1	2.6100 GHz	2.6200 GHz	1.000 MHz	2.615766667 GHz	9.737 dBm	-20.26 dB
2	2	2.6200 GHz	2.6210 GHz	200.0 kHz	2.620311667 GHz	-27.90 dBm	-17.90 dB
3	3	2.6210 GHz	2.6250 GHz	1.000 MHz	2.622640000 GHz	-50.17 dBm	-40.17 dB
4	4	2.6250 GHz	2.6300 GHz	1.000 MHz	2.625275000 GHz	-33.00 dBm	-20.00 dB
5	5	2.6300 GHz	2.6500 GHz	1.000 MHz	2.632333333 GHz	-34.91 dBm	-9.915 dB

Band38 / 15MHz / Low CH / QPSK / 1 RB

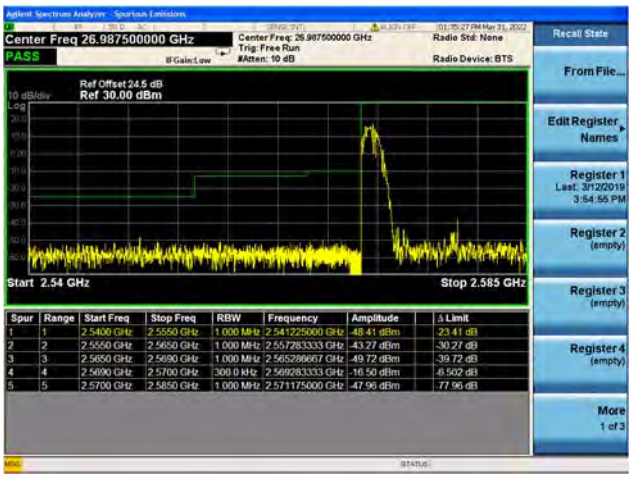

Spur	Range	Start Freq	Stop Freq	RBW	Frequency	Amplitude	Δ Limit
1	1	2.5400 GHz	2.5550 GHz	1.000 MHz	2.541225000 GHz	-48.41 dBm	-23.41 dB
2	2	2.5550 GHz	2.5650 GHz	1.000 MHz	2.557283333 GHz	-43.27 dBm	-30.27 dB
3	3	2.5650 GHz	2.5690 GHz	1.000 MHz	2.565286667 GHz	-49.72 dBm	-39.72 dB
4	4	2.5690 GHz	2.5700 GHz	300.0 kHz	2.569283333 GHz	-16.50 dBm	-8.502 dB
5	5	2.5700 GHz	2.5850 GHz	1.000 MHz	2.571175000 GHz	-47.96 dBm	-77.96 dB

Band38 / 15MHz / Low CH / QPSK / FULL RB

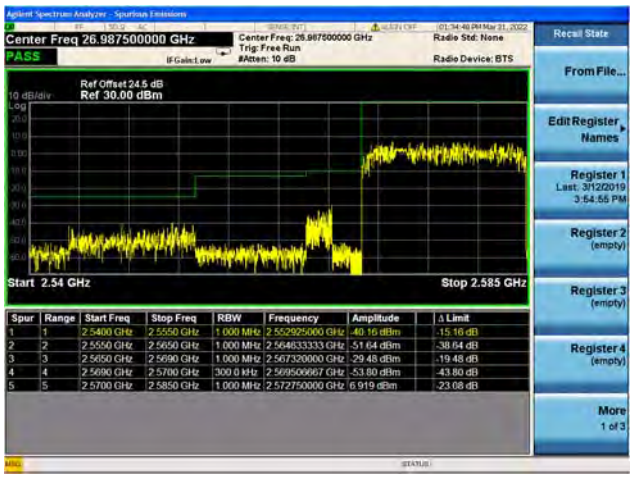

Spur	Range	Start Freq	Stop Freq	RBW	Frequency	Amplitude	Δ Limit
1	1	2.5400 GHz	2.5550 GHz	1.000 MHz	2.552925000 GHz	-40.16 dBm	-15.16 dB
2	2	2.5550 GHz	2.5650 GHz	1.000 MHz	2.564833333 GHz	-51.64 dBm	-38.64 dB
3	3	2.5650 GHz	2.5690 GHz	1.000 MHz	2.567320000 GHz	-29.48 dBm	-19.48 dB
4	4	2.5690 GHz	2.5700 GHz	300.0 kHz	2.569500667 GHz	-53.80 dBm	-43.80 dB
5	5	2.5700 GHz	2.5850 GHz	1.000 MHz	2.572750000 GHz	6.919 dBm	-23.08 dB

Band38 / 15MHz / High CH / QPSK / 1 RB

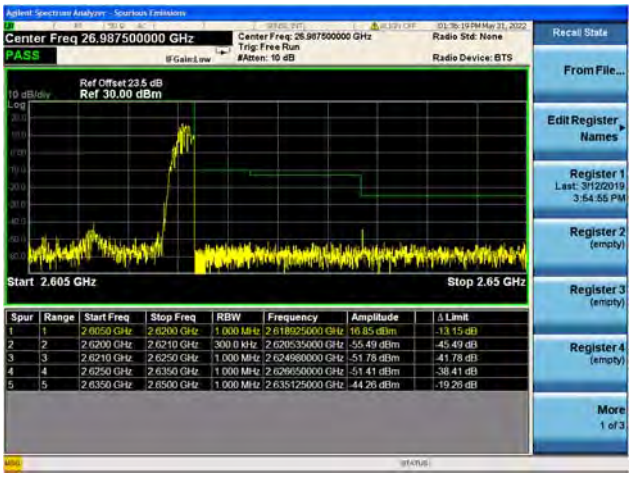

Spur	Range	Start Freq	Stop Freq	RBW	Frequency	Amplitude	Δ Limit
1	1	2.6050 GHz	2.6200 GHz	1.000 MHz	2.618925000 GHz	-16.85 dBm	-13.15 dB
2	2	2.6200 GHz	2.6210 GHz	300.0 kHz	2.620535000 GHz	-55.49 dBm	-45.49 dB
3	3	2.6210 GHz	2.6250 GHz	1.000 MHz	2.624980000 GHz	-51.78 dBm	-41.78 dB
4	4	2.6250 GHz	2.6350 GHz	1.000 MHz	2.629850000 GHz	-51.41 dBm	-38.41 dB
5	5	2.6350 GHz	2.6500 GHz	1.000 MHz	2.635125000 GHz	-44.26 dBm	-19.26 dB

Band38 / 15MHz / High CH / QPSK / FULL RB

Spur	Range	Start Freq	Stop Freq	RBW	Frequency	Amplitude	Δ Limit
1	1	2.6050 GHz	2.6200 GHz	1.000 MHz	2.615425000 GHz	6.246 dBm	-23.75 dB
2	2	2.6200 GHz	2.6210 GHz	300.0 kHz	2.620398333 GHz	-22.81 dBm	-12.81 dB
3	3	2.6210 GHz	2.6250 GHz	1.000 MHz	2.621453333 GHz	-51.36 dBm	-41.36 dB
4	4	2.6250 GHz	2.6350 GHz	1.000 MHz	2.627016667 GHz	-52.37 dBm	-39.37 dB
5	5	2.6350 GHz	2.6500 GHz	1.000 MHz	2.637125000 GHz	-39.78 dBm	-14.78 dB

Band38 / 20MHz / Low CH / QPSK / 1 RB

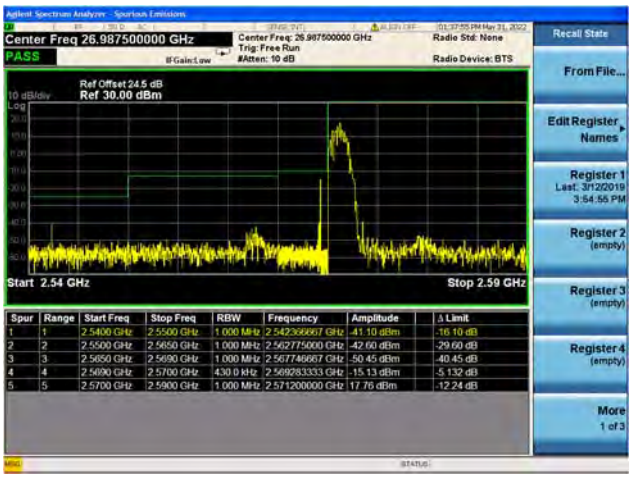

Band38 / 20MHz / Low CH / QPSK / FULL RB

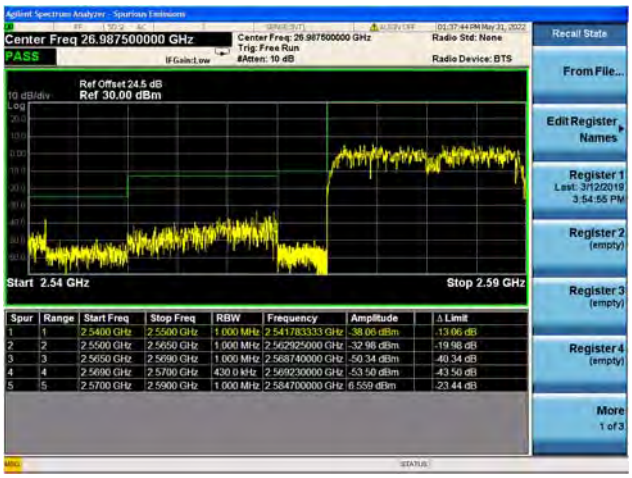

Band38 / 20MHz / High CH / QPSK / 1 RB

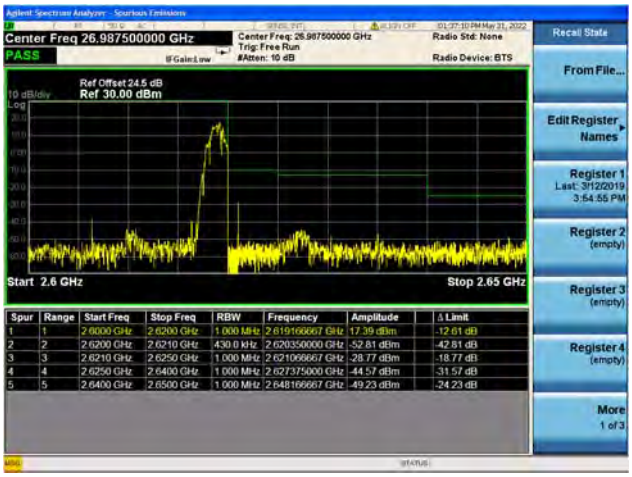

Band38 / 20MHz / High CH / QPSK / FULL RB

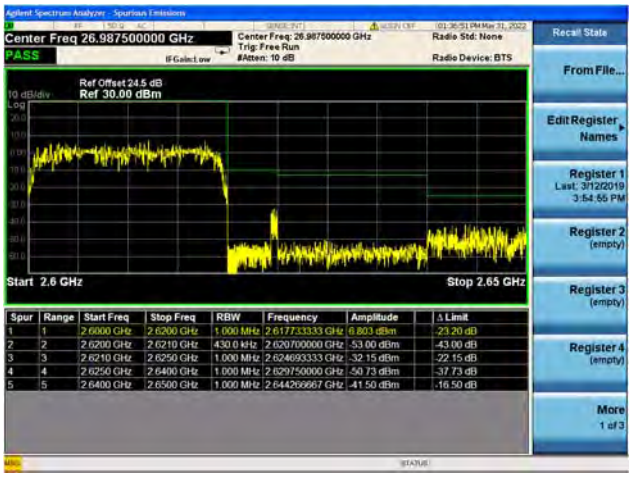

Band 40, Block A

Band40 / 5MHz / Low CH / QPSK / 1 RB

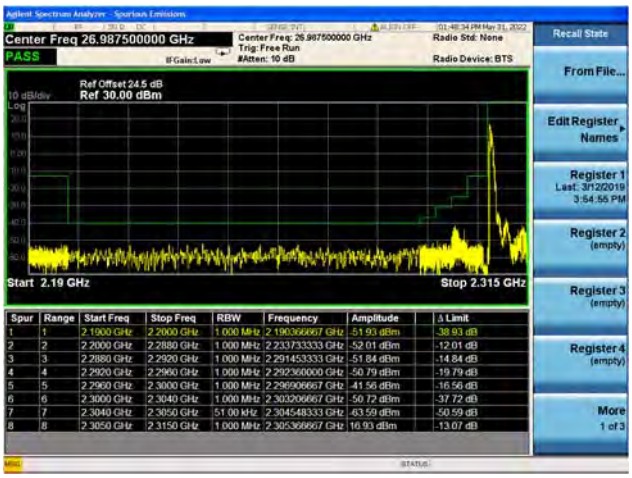

Spur	Range	Start Freq	Stop Freq	RBW	Frequency	Amplitude	Δ Limit
1	1	2.1900 GHz	2.2000 GHz	1.000 MHz	2.196366667 GHz	-51.93 dBm	-38.93 dB
2	2	2.2000 GHz	2.2880 GHz	1.000 MHz	2.233733333 GHz	-52.01 dBm	-12.01 dB
3	3	2.2880 GHz	2.2920 GHz	1.000 MHz	2.291453333 GHz	-51.84 dBm	-14.84 dB
4	4	2.2920 GHz	2.2960 GHz	1.000 MHz	2.292366000 GHz	-50.79 dBm	-19.79 dB
5	5	2.2960 GHz	2.3000 GHz	1.000 MHz	2.296906667 GHz	-41.56 dBm	-16.56 dB
6	6	2.3000 GHz	2.3040 GHz	1.000 MHz	2.303206667 GHz	-50.72 dBm	-37.72 dB
7	7	2.3040 GHz	2.3050 GHz	51.00 kHz	2.304548333 GHz	-63.59 dBm	-50.59 dB
8	8	2.3050 GHz	2.3150 GHz	1.000 MHz	2.305366667 GHz	16.93 dBm	-13.07 dB

Band40 / 5MHz / Low CH / QPSK / FULL RB

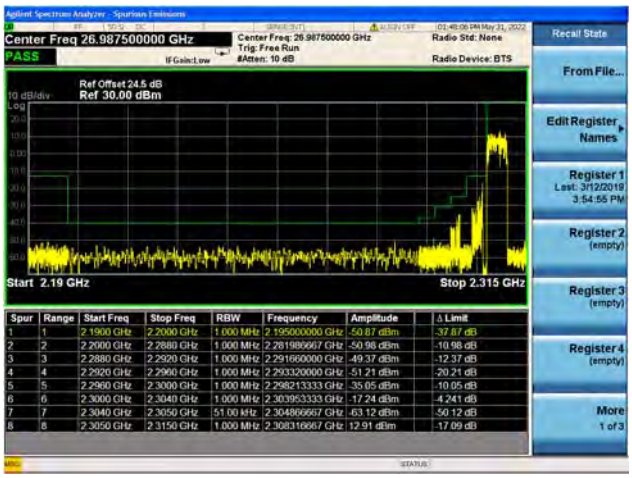

Spur	Range	Start Freq	Stop Freq	RBW	Frequency	Amplitude	Δ Limit
1	1	2.1900 GHz	2.2000 GHz	1.000 MHz	2.195000000 GHz	-50.87 dBm	-37.87 dB
2	2	2.2000 GHz	2.2880 GHz	1.000 MHz	2.281666667 GHz	-50.98 dBm	-10.98 dB
3	3	2.2880 GHz	2.2920 GHz	1.000 MHz	2.291660000 GHz	-49.37 dBm	-12.37 dB
4	4	2.2920 GHz	2.2960 GHz	1.000 MHz	2.293320000 GHz	-51.21 dBm	-20.21 dB
5	5	2.2960 GHz	2.3000 GHz	1.000 MHz	2.298213333 GHz	-35.05 dBm	-10.05 dB
6	6	2.3000 GHz	2.3040 GHz	1.000 MHz	2.303953333 GHz	-17.24 dBm	-4.241 dB
7	7	2.3040 GHz	2.3050 GHz	51.00 kHz	2.304866667 GHz	-63.12 dBm	-50.12 dB
8	8	2.3050 GHz	2.3150 GHz	1.000 MHz	2.308316667 GHz	12.91 dBm	-17.09 dB

Band40 / 5MHz / High CH / QPSK / 1 RB

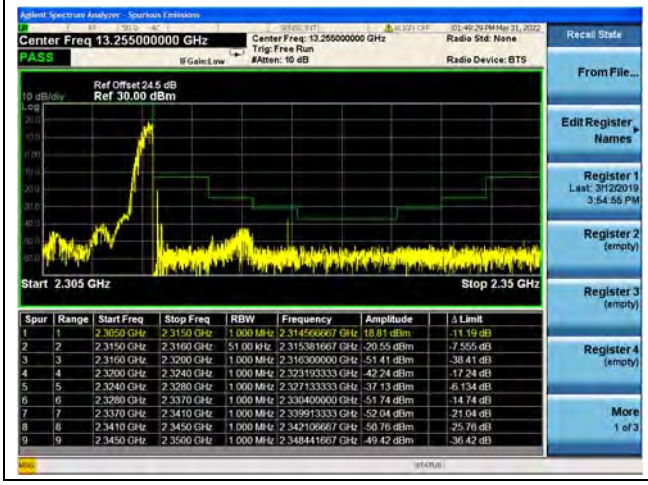

Spur	Range	Start Freq	Stop Freq	RBW	Frequency	Amplitude	Δ Limit
1	1	2.3050 GHz	2.3150 GHz	1.000 MHz	2.314566667 GHz	18.81 dBm	-11.19 dB
2	2	2.3150 GHz	2.3160 GHz	51.00 kHz	2.315381667 GHz	-20.55 dBm	-7.555 dB
3	3	2.3160 GHz	2.3200 GHz	1.000 MHz	2.316300000 GHz	-51.41 dBm	-38.41 dB
4	4	2.3200 GHz	2.3240 GHz	1.000 MHz	2.323193333 GHz	-42.24 dBm	-17.24 dB
5	5	2.3240 GHz	2.3280 GHz	1.000 MHz	2.327133333 GHz	-37.13 dBm	-6.134 dB
6	6	2.3280 GHz	2.3370 GHz	1.000 MHz	2.330400000 GHz	-51.74 dBm	-14.74 dB
7	7	2.3370 GHz	2.3410 GHz	1.000 MHz	2.339913333 GHz	-52.04 dBm	-21.04 dB
8	8	2.3410 GHz	2.3450 GHz	1.000 MHz	2.342106667 GHz	-50.76 dBm	-25.76 dB
9	9	2.3450 GHz	2.3500 GHz	1.000 MHz	2.348441667 GHz	-49.42 dBm	-36.42 dB

Band40 / 5MHz / High CH / QPSK / FULL RB

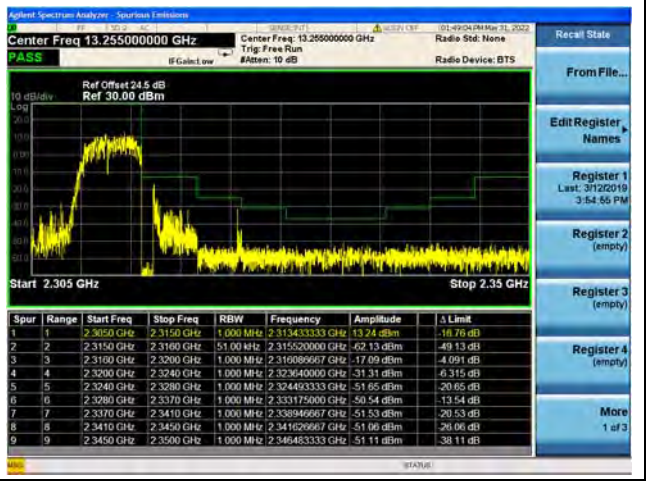

Spur	Range	Start Freq	Stop Freq	RBW	Frequency	Amplitude	Δ Limit
1	1	2.3050 GHz	2.3150 GHz	1.000 MHz	2.313433333 GHz	13.24 dBm	-16.76 dB
2	2	2.3150 GHz	2.3160 GHz	51.00 kHz	2.315520000 GHz	-62.13 dBm	-49.13 dB
3	3	2.3160 GHz	2.3200 GHz	1.000 MHz	2.316086667 GHz	-17.09 dBm	-4.091 dB
4	4	2.3200 GHz	2.3240 GHz	1.000 MHz	2.323640000 GHz	-31.31 dBm	-6.315 dB
5	5	2.3240 GHz	2.3280 GHz	1.000 MHz	2.324493333 GHz	-51.65 dBm	-20.65 dB
6	6	2.3280 GHz	2.3370 GHz	1.000 MHz	2.333175000 GHz	-50.54 dBm	-13.54 dB
7	7	2.3370 GHz	2.3410 GHz	1.000 MHz	2.338946667 GHz	-51.53 dBm	-20.53 dB
8	8	2.3410 GHz	2.3450 GHz	1.000 MHz	2.341626667 GHz	-51.06 dBm	-26.06 dB
9	9	2.3450 GHz	2.3500 GHz	1.000 MHz	2.346483333 GHz	-51.11 dBm	-38.11 dB