Measurement Results

1-0843/20-01-04_log1_conducted

Test logging

This addendum is electronically signed and valid without handwritten signature.
For verification of the electronic signatures, the public keys can be requested at the testing laboratory.

Document authorized:

cn=Michael Dorongovski, o=CTC Advanced GmbH, ou=RCE-201118, email=Michael.Dorongovski@ctcadvanced.com, c=DE
2021.02.04 13:51:36 +01'00'

Michael Dorongovski
Lab Manager
Radio Communications

Table of Content

EUT Summary 3
1. FCC Part 15.247 Maximum Peak Conducted Output Power DTS ~ BT LE 1 Msps 4
2. FCC Part 15.247 Bandwidth 6dB DTS ~ BT LE 1 Msps 11
3. FCC Part 15.247 Peak Power Spectral Density DTS ~ BT LE 1 Msps 15
4. FCC Part 15.247 Bandwidth 99PCT-20dB ~ BT LE 1 Msps 19
5. FCC Part 15.247 TX Spurious Conduced ~ BT LE 1 Msps 26
6. Common2G4 Peak OP 3MHz/3MHz ~ BT LE 1 Msps 30

EUT Summary

IUT DEFINITION & Common settings	
Manufacturer	Oticon Medical AB
Type	Ponto 4-45
Serial No. | Setup No.	63942343 | 1.0
SW Version | HW Version	NI | NI
Comment 1 | 2	|
Tlow | Tmid | Thigh [°C]	0 | 20 | 40
Vlow | Vmid | Vhigh [V] @Imax [A]	1.4 | 1.4 | 1.4 @1
Auto Control enabled Power Supply | Climatic Box	No | No
Additional Path Loss [dB]	0.8

IUT Common Settings BT Low Energy	
Intermodulation Value N	3
Image Freq. Low | Mid | High [MHz]	0 | 0 | 0
Power Class	2
1 Mbps supported	True | TXpayload 37 | RXpayload 37
2 Mbps supported	False | TXpayload 255 | RXpayload 255
Longrange S8 supported	False | TXpayload 255 | RXpayload 255
Longrange S2 supported	False | TXpayload 255 | RXpayload 255
Signaling Settings	None | HCI | 1 | 2400 | None | S1 | None | On
Signaling RF Settings	RF1com | 0 | 0 | On |
User Interaction	Yes
Switch Matrix & Pathcompensation enabled	Yes

1. FCC Part 15.247 Maximum Peak Conducted Output Power DTS ~ BT LE 1 Msps

Test References	
TC Start	16.11.2020 14:39:22
Ambit Temp [°C] | Humidity [rel%]	23.2 | 40
System Version	1.0.1.2
Test Specification	FCC Part 15.247
Test Method	DTS: KDB 558074 D01 V05 - Chapter 8.3.1.1 RBW ≥ DTS Bandwidth
Class / TC Version	TC_VM_FCC15247_Maximum_Peak_Conducted_Output_Power_DTS_V01 Version: 0.0.1
My Description	FCC 15.247 Maximum Peak Output Power Conducted DTS - BT LE 1 Msps
Add. Information	

Test Parameter	
Technology to test	BT LE 1 Msps
Antenna Port used	1
Temperature	mid
Voltage	mid
Frequency low to test	True | Freq [MHz] 2402
Frequency mid to test	True | Freq [MHz] 2440
Frequency high to test	True | Freq [MHz] 2480
Switched Path	IUT - SignalingUnit - SpectrumAnalyzer
Devices in use	SigBT: Rohde&Schwarz,CMW,1201.0002k75/100683,3.7.170 | SA: Rohde&Schwarz,FSV-30,1321.3008K30/103809,3.60

Test at TX 2402 MHz

READ SA SETTINGS:	
RefLevel [dBm] | RefLevelOffset [dB] | InpAtt [dB]	4.26 | 10.89 | 10
Start [MHz] | Stop [MHz]	2401.000 | 2403.000
RBW [MHz] | VBW [MHz]	0.100000 | 0.300000
Detector | TraceMode	POS | MAXH
Sweep: Time [ms] | Count | Points per Section | Type	50 | 200 | 10001 | SWE

DTS Bandwidth					
Test Description	Lower Limit	Upper Limit	Measured	Unit	Verdict
DTS Bandwidth (6dB)	---	---	730	kHz	INFO

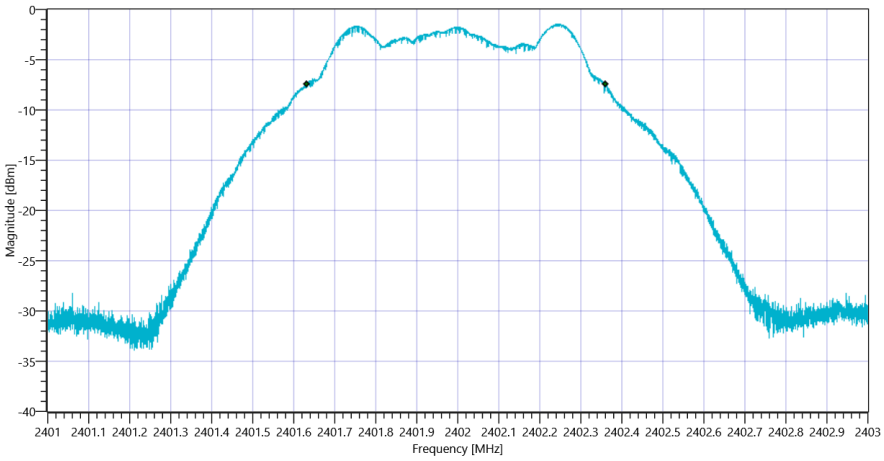

Plot_FCC Part 15.247 Maximum Peak Conducted Output Power DTS ~ BT LE 1 Msps DTS BW_16112020_143950.png

READ SA SETTINGS:	
RefLevel [dBm] | RefLevelOffset [dB] | InpAtt [dB]	9.26 | 10.89 | 15
Start [MHz] | Stop [MHz]	2401.000 | 2403.000
RBW [MHz] | VBW [MHz]	1.000000 | 5.000000
Detector | TraceMode	POS | MAXH
Sweep: Time [ms] | Count | Points per Section | Type	50 | 200 | 1001 | SWE

RESULT					
Test Description	Lower Limit	Upper Limit	Measured	Unit	Verdict
Peak Power	---	30.00	-0.85	dBm	PASS
Peak Power	---	1000	0.822243	mW	PASS
Frequency at Peak	---	---	2402.254	MHz	INFO

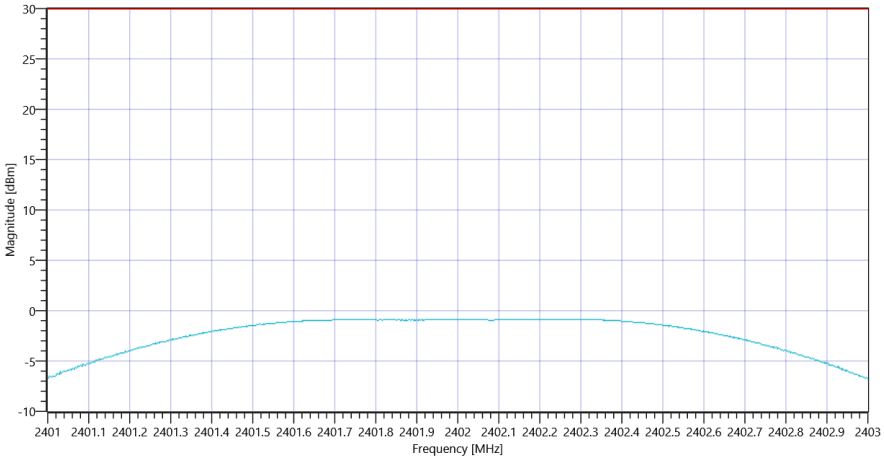

Plot_FCC Part 15.247 Maximum Peak Conducted Output Power DTS ~ BT LE 1 Msps_16112020_144005.png

Test at TX 2440 MHz

READ SA SETTINGS:	
RefLevel [dBm] | RefLevelOffset [dB] | InpAtt [dB]	5.13 | 10.9 | 10
Start [MHz] | Stop [MHz]	2439.000 | 2441.000
RBW [MHz] | VBW [MHz]	0.100000 | 0.300000
Detector | TraceMode	POS | MAXH
Sweep: Time [ms] | Count | Points per Section | Type	50 | 200 | 10001 | SWE

DTS Bandwidth					
Test Description	Lower Limit	Upper Limit	Measured	Unit	Verdict
DTS Bandwidth (6dB)	---	---	733	kHz	INFO

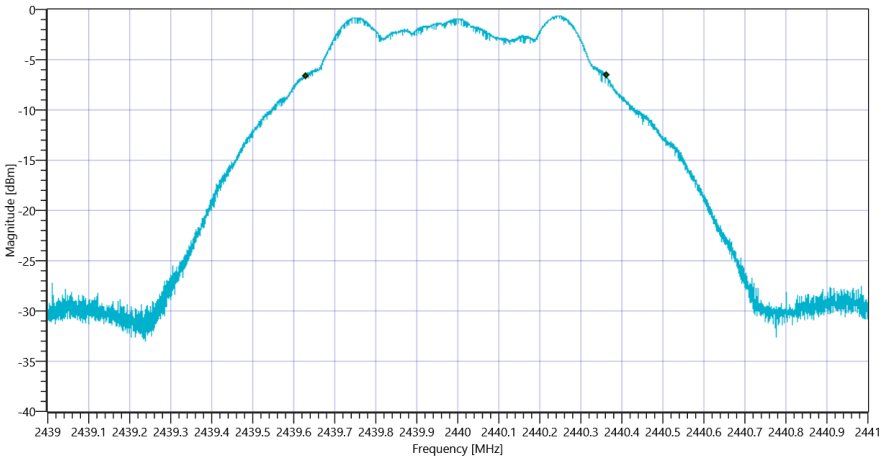

Plot_FCC Part 15.247 Maximum Peak Conducted Output Power DTS ~ BT LE 1 Msps DTS BW_16112020_144045.png

READ SA SETTINGS:	
RefLevel [dBm] | RefLevelOffset [dB] | InpAtt [dB]	10.13 | 10.9 | 15
Start [MHz] | Stop [MHz]	2439.000 | 2441.000
RBW [MHz] | VBW [MHz]	1.000000 | 5.000000
Detector | TraceMode	POS | MAXH
Sweep: Time [ms] | Count | Points per Section | Type	50 | 200 | 1001 | SWE

RESULT					
Test Description	Lower Limit	Upper Limit	Measured	Unit	Verdict
Peak Power	---	30.00	0.01	dBm	PASS
Peak Power	---	1000	1.002305	mW	PASS
Frequency at Peak	---	---	2440.236	MHz	INFO

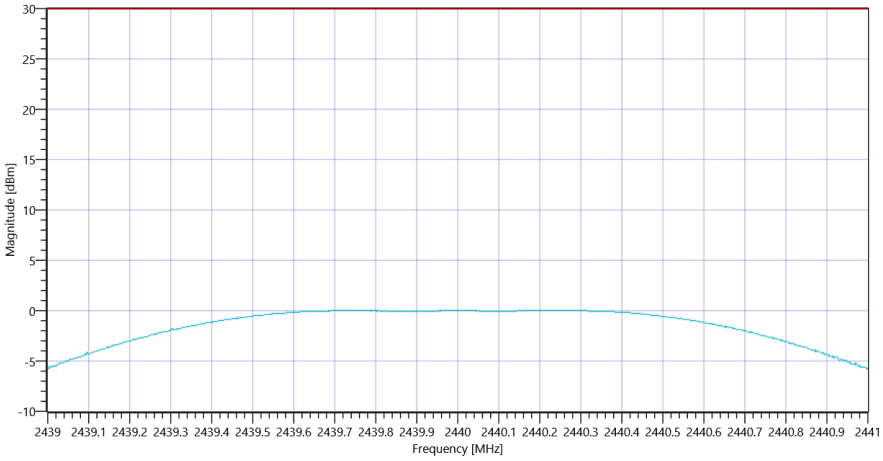

Plot_FCC Part 15.247 Maximum Peak Conducted Output Power DTS ~ BT LE 1 Msps_16112020_144101.png

Test at TX 2480 MHz

READ SA SETTINGS:	
RefLevel [dBm] | RefLevelOffset [dB] | InpAtt [dB]	4.81 | 10.95 | 10
Start [MHz] | Stop [MHz]	2479.000 | 2481.000
RBW [MHz] | VBW [MHz]	0.100000 | 0.300000
Detector | TraceMode	POS | MAXH
Sweep: Time [ms] | Count | Points per Section | Type	50 | 200 | 10001 | SWE

DTS Bandwidth					
Test Description	Lower Limit	Upper Limit	Measured	Unit	Verdict
DTS Bandwidth (6dB)	---	---	729	kHz	INFO

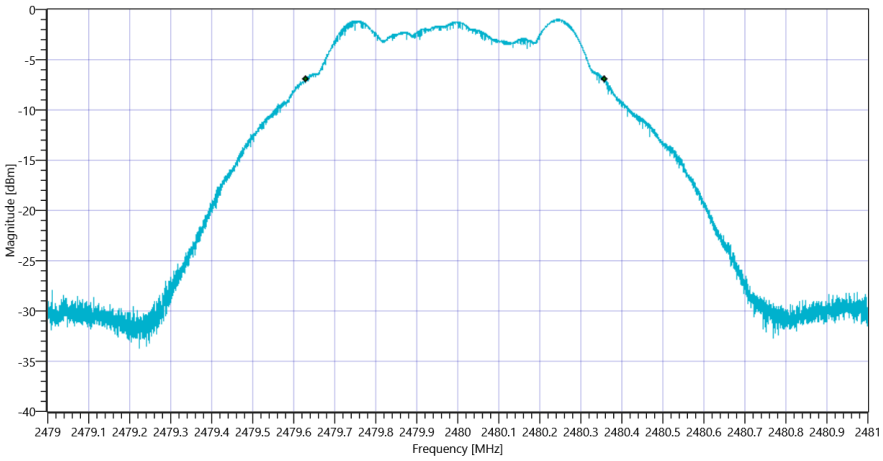

Plot_FCC Part 15.247 Maximum Peak Conducted Output Power DTS ~ BT LE 1 Msps DTS BW_16112020_144140.png

READ SA SETTINGS:	
RefLevel [dBm] | RefLevelOffset [dB] | InpAtt [dB]	9.81 | 10.95 | 15
Start [MHz] | Stop [MHz]	2479.000 | 2481.000
RBW [MHz] | VBW [MHz]	1.000000 | 5.000000
Detector | TraceMode	POS | MAXH
Sweep: Time [ms] | Count | Points per Section | Type	50 | 200 | 1001 | SWE

RESULT					
Test Description	Lower Limit	Upper Limit	Measured	Unit	Verdict
Peak Power	---	30.00	-0.24	dBm	PASS
Peak Power	---	1000	0.946237	mW	PASS
Frequency at Peak	---	---	2479.756	MHz	INFO

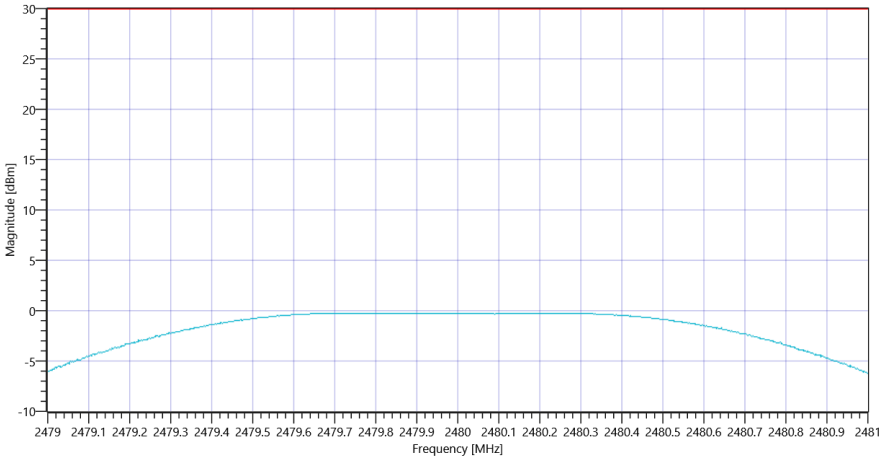

Plot_FCC Part 15.247 Maximum Peak Conducted Output Power DTS ~ BT LE 1 Msps_16112020_144156.png

TEST FINISHED		
General Verdict	16.11.2020 14:41:56 / RT: 154 s	PASS

2. FCC Part 15.247 Bandwidth 6dB DTS ~ BT LE 1 Msps

Test References	
TC Start	16.11.2020 14:42:00
Ambit Temp [°C] | Humidity [rel%]	23.2 | 40
System Version	1.0.1.2
Test Specification	FCC Part 15.247
Test Method	99
Class / TC Version	TC_VM_FCC15247_Bandwidth_6dB_DTS_V01 Version: 0.0.1
My Description	FCC 15.247 Bandwidth 6DB DTS - BT LE 1 Msps
Add. Information	

Test Parameter	
Technology to test	BT LE 1 Msps
Antenna Port used	1
Temperature	mid
Voltage	mid
Frequency low to test	True | Freq [MHz] 2402
Frequency mid to test	True | Freq [MHz] 2440
Frequency high to test	True | Freq [MHz] 2480
Switched Path	IUT - SignalingUnit - SpectrumAnalyzer
Devices in use	SigBT: Rohde&Schwarz,CMW,1201.0002k75/100683,3.7.170 | SA: Rohde&Schwarz,FSV-30,1321.3008K30/103809,3.60

Test at TX 2402 MHz

READ SA SETTINGS:	
RefLevel [dBm] | RefLevelOffset [dB] | InpAtt [dB]	4.34 | 10.89 | 10
Start [MHz] | Stop [MHz]	2401.000 | 2403.000
RBW [MHz] | VBW [MHz]	0.100000 | 0.300000
Detector | TraceMode	POS | MAXH
Sweep: Time [ms] | Count | Points per Section | Type	50 | 200 | 10001 | SWE

RESULT					
Test Description	Lower Limit	Upper Limit	Measured	Unit	Verdict
DTS Bandwidth (6dB)	500	---	730	kHz	PASS

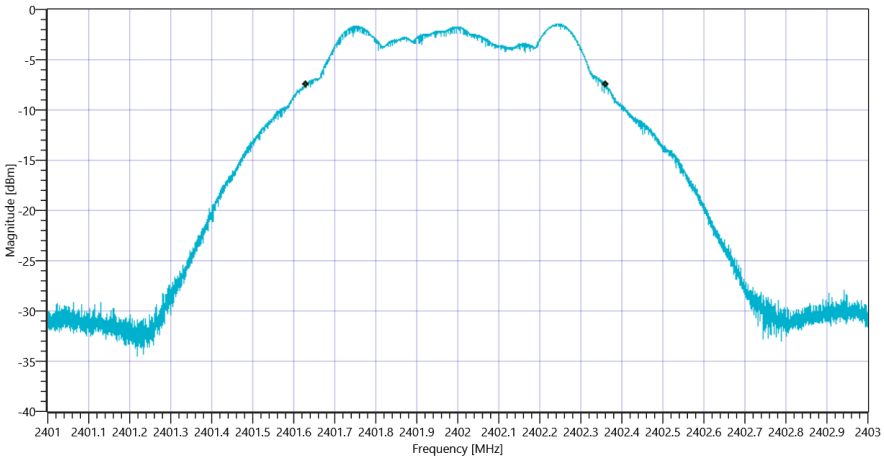

Plot_FCC Part 15.247 Bandwidth 6dB DTS ~ BT LE 1 Msps_16112020_144237.png

Test at TX 2440 MHz

READ SA SETTINGS:	
RefLevel [dBm] | RefLevelOffset [dB] | InpAtt [dB]	5.14 | 10.9 | 10
Start [MHz] | Stop [MHz]	2439.000 | 2441.000
RBW [MHz] | VBW [MHz]	0.100000 | 0.300000
Detector | TraceMode	POS | MAXH
Sweep: Time [ms] | Count | Points per Section | Type	50 | 200 | 10001 | SWE

RESULT					
Test Description	Lower Limit	Upper Limit	Measured	Unit	Verdict
DTS Bandwidth (6dB)	500	---	733	kHz	PASS

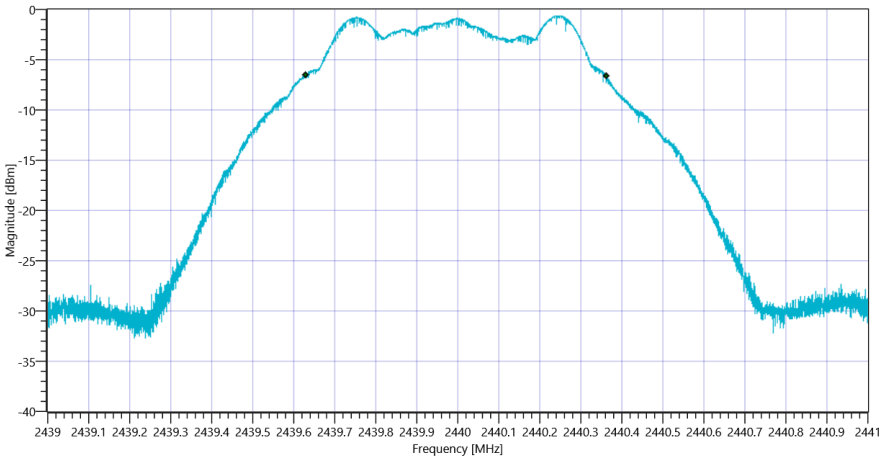

Plot_FCC Part 15.247 Bandwidth 6dB DTS ~ BT LE 1 Msps_16112020_144315.png

Test at TX 2480 MHz

READ SA SETTINGS:	
RefLevel [dBm] | RefLevelOffset [dB] | InpAtt [dB]	4.85 | 10.95 | 10
Start [MHz] | Stop [MHz]	2479.000 | 2481.000
RBW [MHz] | VBW [MHz]	0.100000 | 0.300000
Detector | TraceMode	POS | MAXH
Sweep: Time [ms] | Count | Points per Section | Type	50 | 200 | 10001 | SWE

RESULT

Test Description	Lower Limit	Upper Limit	Measured	Unit	Verdict
DTS Bandwidth (6dB)	500	---	732	kHz	PASS

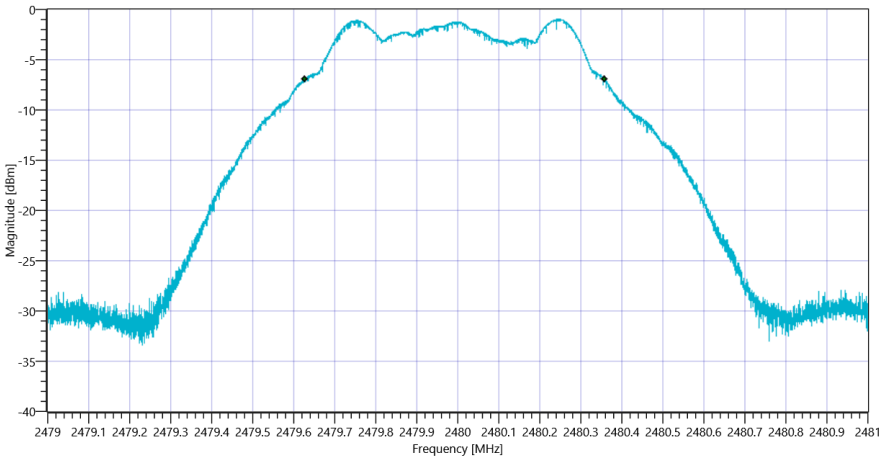

Plot_FCC Part 15.247 Bandwidth 6dB DTS ~ BT LE 1 Msps_16112020_144356.png

TEST FINISHED		
General Verdict	16.11.2020 14:43:56 / RT: 116 s	PASS

3. FCC Part 15.247 Peak Power Spectral Density DTS ~ BT LE 1 Msps

Test References	
TC Start	16.11.2020 14:44:01
Ambit Temp [°C] | Humidity [rel%]	23.2 | 40
System Version	1.0.1.2
Test Specification	FCC Part 15.247
Test Method	DTS: KDB 558074 D01 V05 - Chapter 8.4 DTS maximum power spectral density level in the fundamental emission
Class / TC Version	TC_VM_FCC15247_Peak_Power_Spectral_Density_DTS_V01 Version: 0.0.1
My Description	FCC 15.247 Peak Power Spectral Density DTS - BT LE 1 Msps
Add. Information	

Test Parameter	
Technology to test	BT LE 1 Msps
Antenna Port used	1
Temperature	mid
Voltage	mid
Frequency low to test	True | Freq [MHz] 2402
Frequency mid to test	True | Freq [MHz] 2440
Frequency high to test	True | Freq [MHz] 2480
Switched Path	IUT - SignalingUnit - SpectrumAnalyzer
Devices in use	SigBT: Rohde&Schwarz,CMW,1201.0002k75/100683,3.7.170 | SA: Rohde&Schwarz,FSV-30,1321.3008K30/103809,3.60

Test at TX 2402 MHz

READ SA SETTINGS:	
RefLevel [dBm] | RefLevelOffset [dB] | InpAtt [dB]	4.28 | 10.89 | 10
Start [MHz] | Stop [MHz]	2401.250 | 2402.750
RBW [MHz] | VBW [MHz]	0.003000 | 0.010000
Detector | TraceMode	POS | MAXH
Sweep: Time [ms] | Count | Points per Section | Type	1000 | 20 | 1001 | SWE

RESULT					
Test Description	Lower Limit	Upper Limit	Measured	Unit	Verdict
Max Peak power Density	---	8	-16.37	dBm/3KHz	PASS

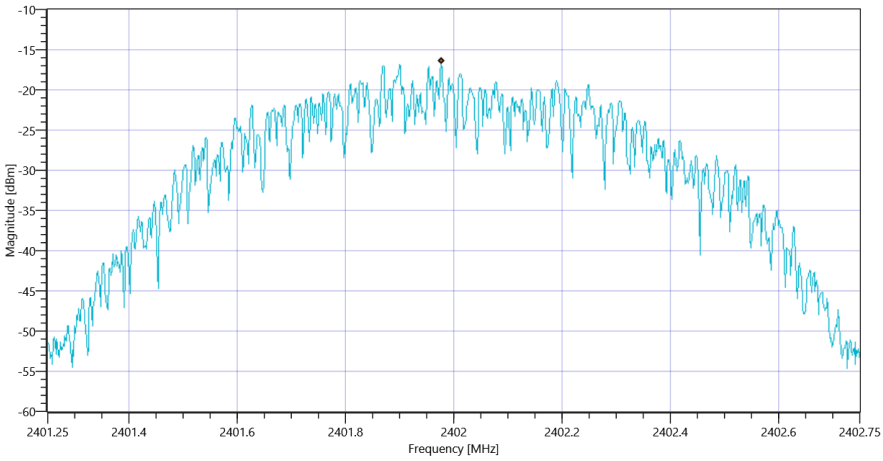

Plot_FCC Part 15.247 Peak Power Spectral Density DTS ~ BT LE 1 Msps_16112020_144449.png

Test at TX 2440 MHz

READ SA SETTINGS:	
RefLevel [dBm] | RefLevelOffset [dB] | InpAtt [dB]	5.22 | 10.9 | 10
Start [MHz] | Stop [MHz]	2439.250 | 2440.750
RBW [MHz] | VBW [MHz]	0.003000 | 0.010000
Detector | TraceMode	POS | MAXH
Sweep: Time [ms] | Count | Points per Section | Type	1000 | 20 | 1001 | SWE

RESULT					
Test Description	Lower Limit	Upper Limit	Measured	Unit	Verdict
Max Peak power Density	---	8	-15.49	dBm/3KHz	PASS

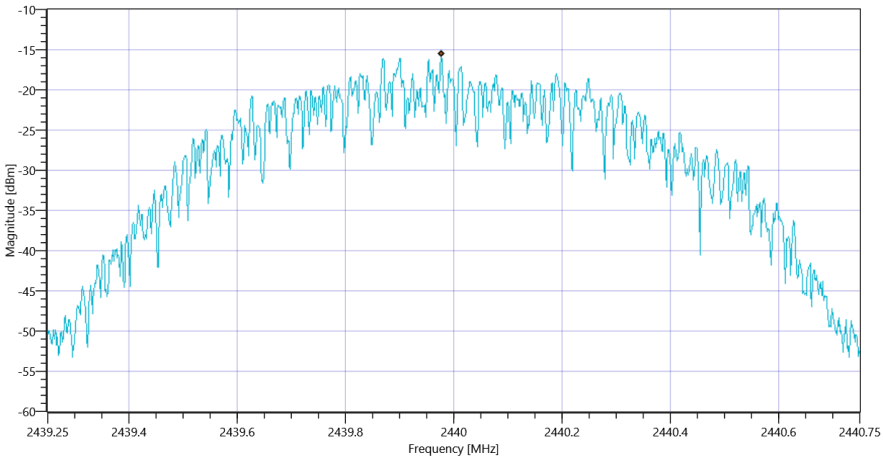

Plot_FCC Part 15.247 Peak Power Spectral Density DTS ~ BT LE 1 Msps_16112020_144539.png

Test at TX 2480 MHz

READ SA SETTINGS:	
RefLevel [dBm] | RefLevelOffset [dB] | InpAtt [dB]	4.88 | 10.95 | 10
Start [MHz] | Stop [MHz]	2479.250 | 2480.750
RBW [MHz] | VBW [MHz]	0.003000 | 0.010000
Detector | TraceMode	POS | MAXH
Sweep: Time [ms] | Count | Points per Section | Type	1000 | 20 | 1001 | SWE

RESULT

Test Description	Lower Limit	Upper Limit	Measured	Unit	Verdict
Max Peak power Density	---	8	-15.83	dBm/3KHz	PASS

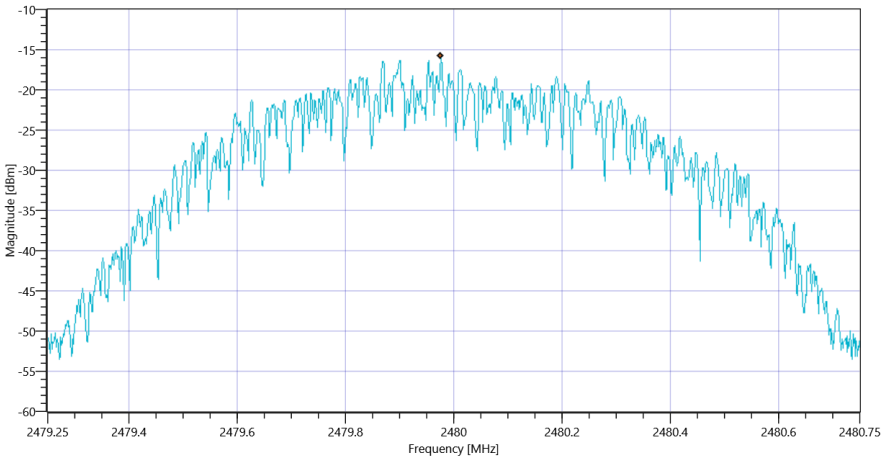

Plot_FCC Part 15.247 Peak Power Spectral Density DTS ~ BT LE 1 Msps_16112020_144626.png

TEST FINISHED		
General Verdict	16.11.2020 14:46:26 / RT: 145 s	PASS

4. FCC Part 15.247 Bandwidth 99PCT-20dB ~ BT LE 1 Msps

Test References	
TC Start	16.11.2020 14:46:30
Ambit Temp [°C] | Humidity [rel%]	23.2 | 40
System Version	1.0.1.2
Test Specification	FCC Part 15.247
Test Method	
Class / TC Version	TC_VM_FCC15247_Bandwidth_99PCT_20dB_DTS_FHSS_V01 Version: 0.0.2
My Description	FCC 15.247 Bandwidth 99PCT-20DB DTS - BT LE 1 Msps
Add. Information	

Test Parameter	
Technology to test	BT LE 1 Msps
Antenna Port used	1
Temperature	mid
Voltage	mid
Frequency low to test	True | Freq [MHz] 2402
Frequency mid to test	True | Freq [MHz] 2440
Frequency high to test	True | Freq [MHz] 2480
Switched Path	IUT - SignalingUnit - SpectrumAnalyzer
Devices in use	SigBT: Rohde&Schwarz,CMW,1201.0002k75/100683,3.7.170 | SA: Rohde&Schwarz,FSV-30,1321.3008K30/103809,3.60

Test at TX 2402 MHz

READ SA SETTINGS:	
RefLevel [dBm] | RefLevelOffset [dB] | InpAtt [dB]	4.33 | 10.89 | 10
Start [MHz] | Stop [MHz]	2401.000 | 2403.000
RBW [MHz] | VBW [MHz]	0.020000 | 0.100000
Detector | TraceMode	POS | MAXH
Sweep: Time [ms] | Count | Points per Section | Type	50 | 200 | 10001 | SWE

RESULT					
Test Description	Lower Limit	Upper Limit	Measured	Unit	Verdict
Bandwidth 99%	---	---	1049	kHz	INFO
T1 99%	2400.000000	---	2401.4843	MHz	PASS
T2 99%	---	2483.500000	2402.5333	MHz	PASS

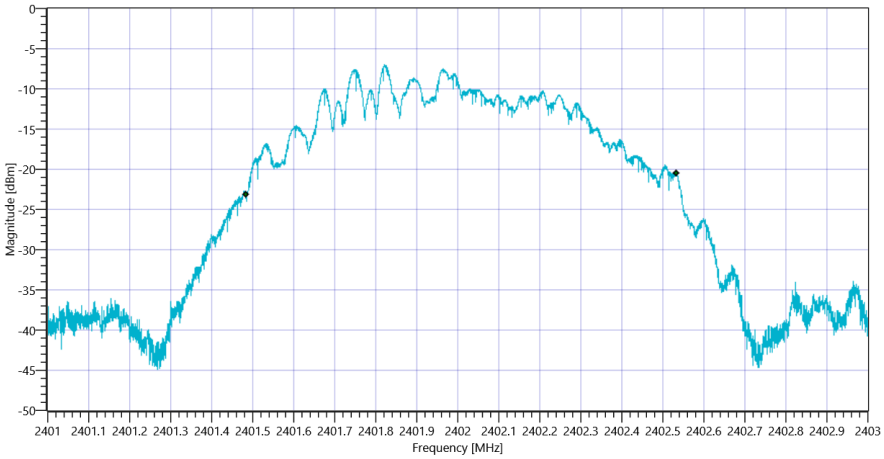

Plot_FCC Part 15.247 Bandwidth 99PCT-20dB ~ BT LE 1 Msps 99PCT_16112020_144711.png

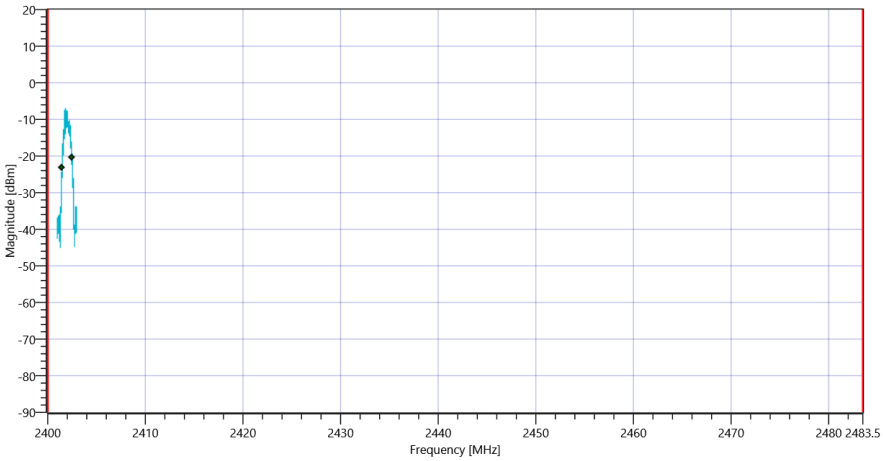

Plot_FCC Part 15.247 Bandwidth 99PCT-20dB ~ BT LE 1 Msps_16112020_144714.png

RESULT					
Test Description	Lower Limit	Upper Limit	Measured	Unit	Verdict
Bandwidth 20dB	---	---	1183	kHz	INFO
T1 20DB	2400.000000	---	2401.4262	MHz	PASS
T2 20dB	---	2483.500000	2402.6094	MHz	PASS

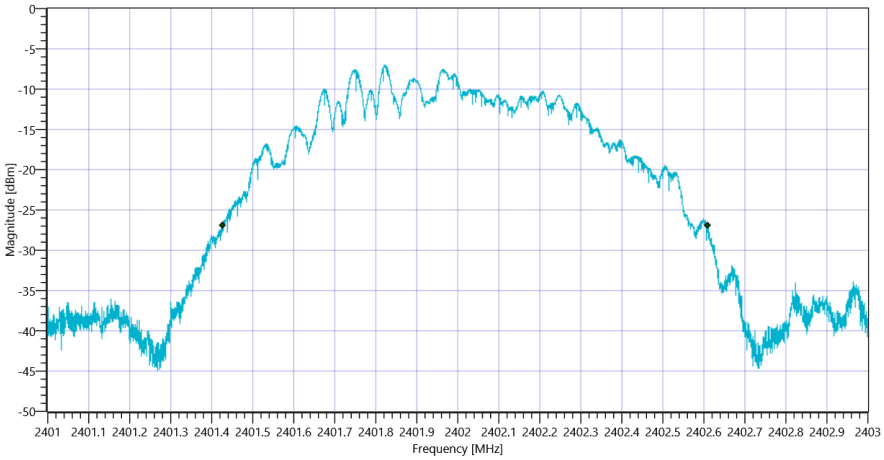

Plot_FCC Part 15.247 Bandwidth 99PCT-20dB ~ BT LE 1 Msps 20dB_16112020_144719.png

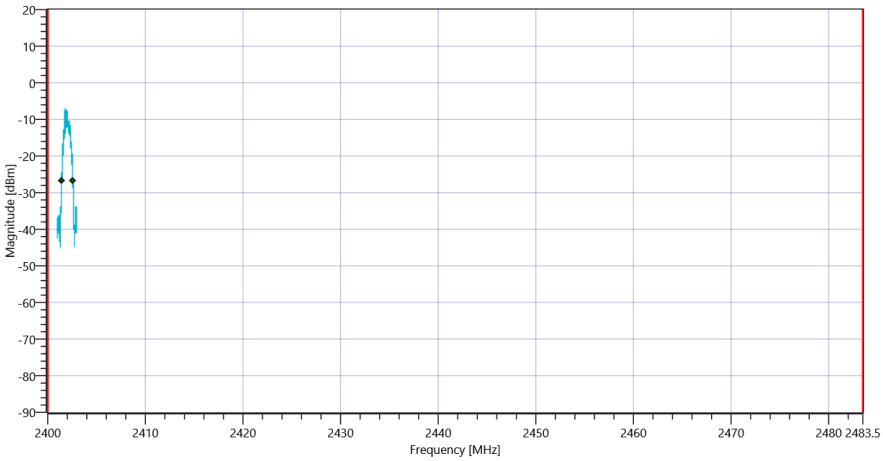

Plot_FCC Part 15.247 Bandwidth 99PCT-20dB ~ BT LE 1 Msps_16112020_144722.png

Test at TX 2440 MHz

READ SA SETTINGS:	
RefLevel [dBm] | RefLevelOffset [dB] | InpAtt [dB]	5.21 | 10.9 | 10
Start [MHz] | Stop [MHz]	2439.000 | 2441.000
RBW [MHz] | VBW [MHz]	0.020000 | 0.100000
Detector | TraceMode	POS | MAXH
Sweep: Time [ms] | Count | Points per Section | Type	50 | 200 | 10001 | SWE

RESULT					
Test Description	Lower Limit	Upper Limit	Measured	Unit	Verdict
Bandwidth 99%	---	---	1054	kHz	INFO
T1 99%	2400.000000	---	2439.4805	MHz	PASS
T2 99%	---	2483.500000	2440.5345	MHz	PASS

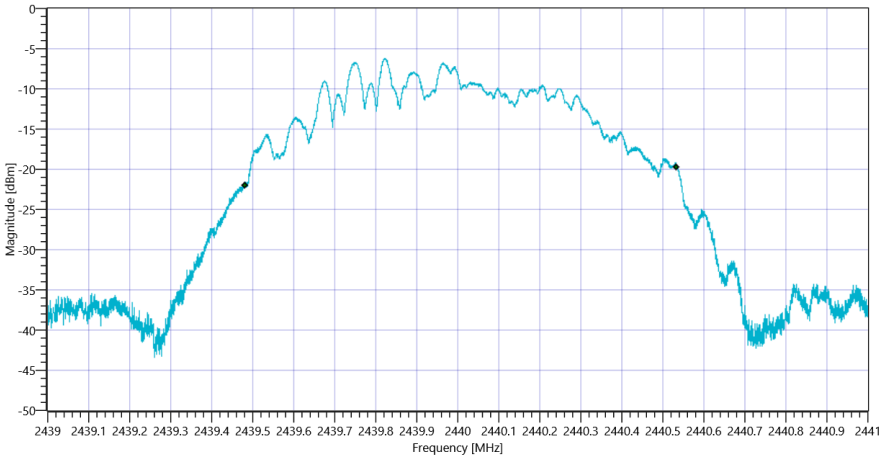

Plot_FCC Part 15.247 Bandwidth 99PCT-20dB ~ BT LE 1 Msps 99PCT_16112020_144803.png

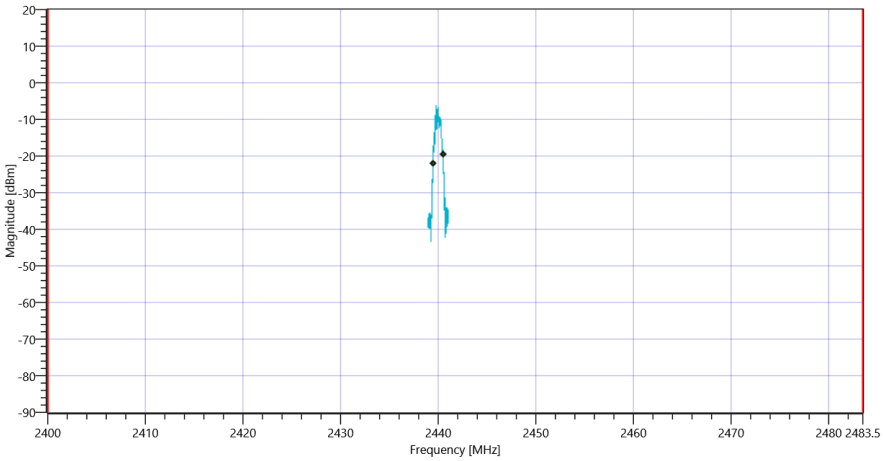

Plot_FCC Part 15.247 Bandwidth 99PCT-20dB ~ BT LE 1 Msps_16112020_144807.png

RESULT					
Test Description	Lower Limit	Upper Limit	Measured	Unit	Verdict
Bandwidth 20dB	---	---	1187	kHz	INFO
T1 20DB	2400.000000	---	2439.4220	MHz	PASS
T2 20dB	---	2483.500000	2440.6092	MHz	PASS

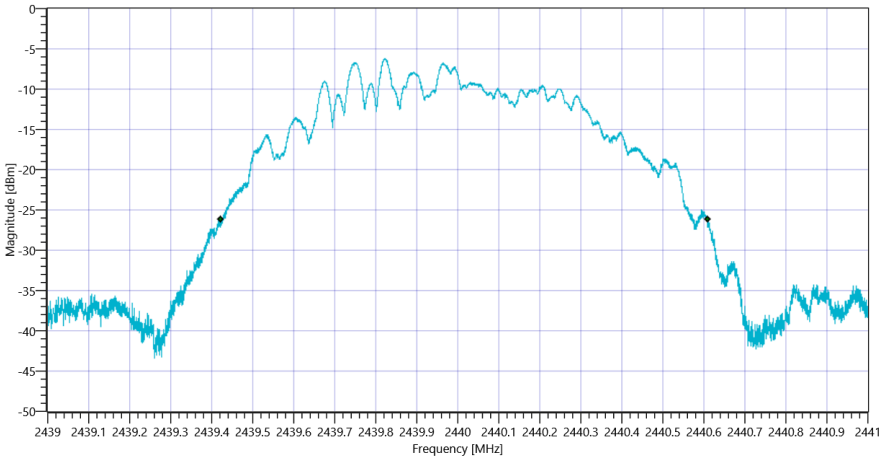

Plot_FCC Part 15.247 Bandwidth 99PCT-20dB ~ BT LE 1 Msps 20dB_16112020_144812.png

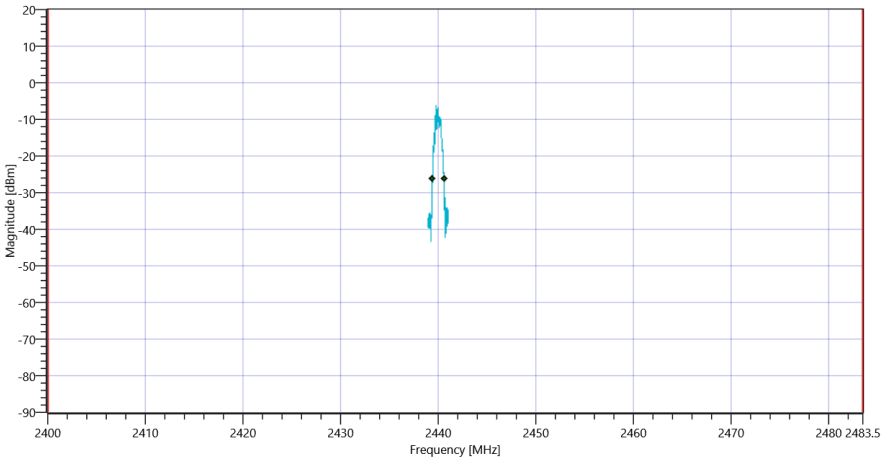

Plot_FCC Part 15.247 Bandwidth 99PCT-20dB ~ BT LE 1 Msps_16112020_144815.png

Test at TX 2480 MHz

READ SA SETTINGS:	
RefLevel [dBm] | RefLevelOffset [dB] | InpAtt [dB]	4.83 | 10.95 | 10
Start [MHz] | Stop [MHz]	2479.000 | 2481.000
RBW [MHz] | VBW [MHz]	0.020000 | 0.100000
Detector | TraceMode	POS | MAXH
Sweep: Time [ms] | Count | Points per Section | Type	50 | 200 | 10001 | SWE

RESULT					
Test Description	Lower Limit	Upper Limit	Measured	Unit	Verdict
Bandwidth 99%	---	---	1049	kHz	INFO
T1 99%	2400.000000	---	2479.4827	MHz	PASS
T2 99%	---	2483.500000	2480.5317	MHz	PASS

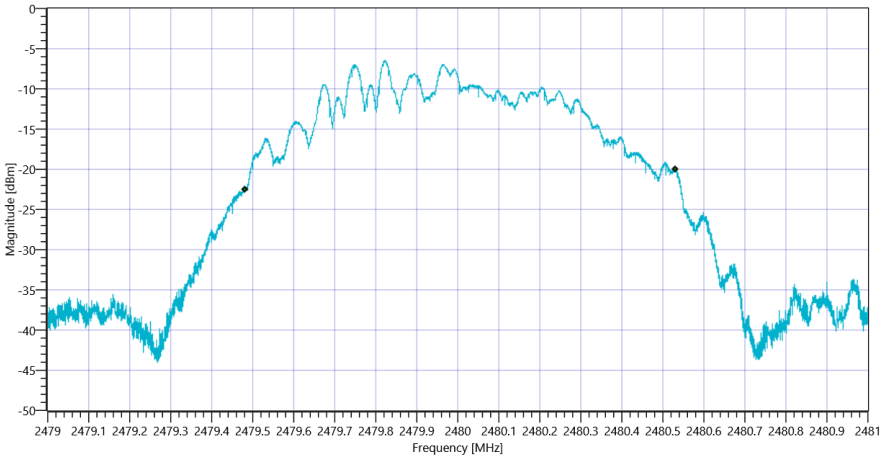

Plot_FCC Part 15.247 Bandwidth 99PCT-20dB ~ BT LE 1 Msps 99PCT_16112020_144856.png

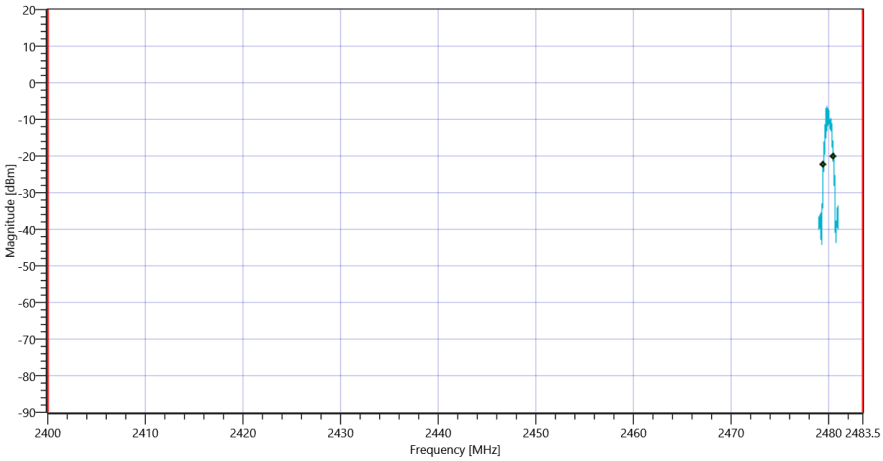

Plot_FCC Part 15.247 Bandwidth 99PCT-20dB ~ BT LE 1 Msps_16112020_144900.png

RESULT					
Test Description	Lower Limit	Upper Limit	Measured	Unit	Verdict
Bandwidth 20dB	---	---	1187	kHz	INFO
T1 20DB	2400.000000	---	2479.4252	MHz	PASS
T2 20dB	---	2483.500000	2480.6118	MHz	PASS

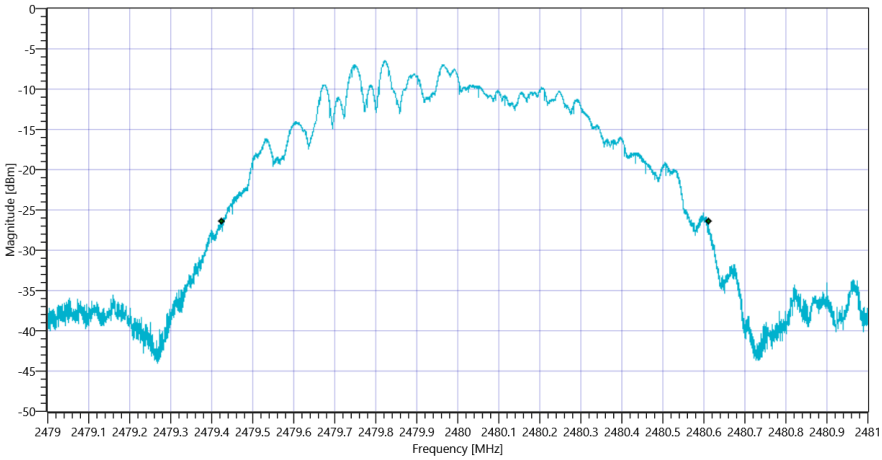

Plot_FCC Part 15.247 Bandwidth 99PCT-20dB ~ BT LE 1 Msps 20dB_16112020_144905.png

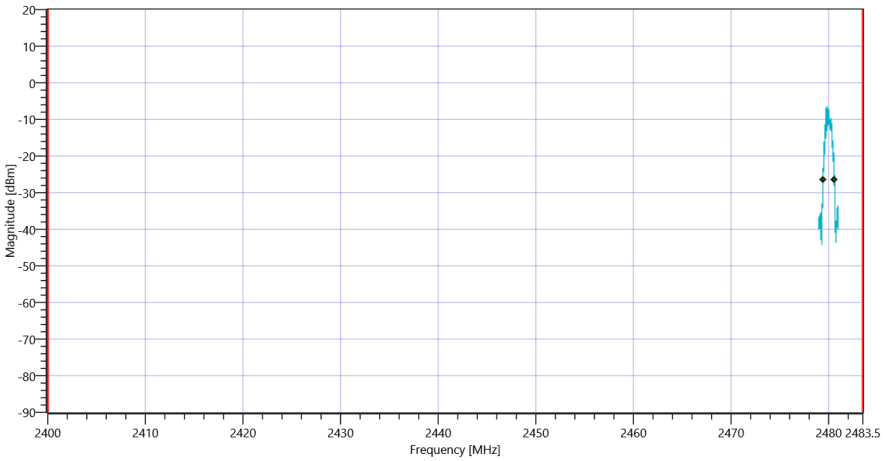

Plot_FCC Part 15.247 Bandwidth 99PCT-20dB ~ BT LE 1 Msps_16112020_144908.png

TEST FINISHED		
General Verdict	16.11.2020 14:49:09 / RT: 158 s	PASS

5. FCC Part 15.247 TX Spurious Conduced ~ BT LE 1 Msps

Test References	
TC Start	16.11.2020 16:08:54
Ambit Temp [°C] | Humidity [rel%]	23.5 | 39
System Version	1.0.1.2
Test Specification	FCC Part 15.247
Test Method	IF DTS then 8.5 DTS emissions in non-restricted frequency bands: Subclause 11.11 of ANSI C63.10 is applicable.
Class / TC Version	TC_VM_FCC15247_TX_Emissions_Conducted_V01 Version: 0.0.1
My Description	FCC 15.247 TX Emissions Conducted DTS - BT LE 1 Msps
Add. Information	

Test Parameter	
Technology to test	BT LE 1 Msps
Antenna Port used	1
Temperature	mid
Voltage	mid
Frequency low to test	True | Freq [MHz] 2402
Frequency mid to test	True | Freq [MHz] 2440
Frequency high to test	True | Freq [MHz] 2480
Switched Path	IUT - SignalingUnit - SpectrumAnalyzer
Devices in use	SigBT: Rohde&Schwarz,CMW,1201.0002k75/100683,3.7.170 | SA: Rohde&Schwarz,FSV-30,1321.3008K30/103809,3.60

Test at TX 2402 MHz

READ SA SETTINGS:	
RefLevel [dBm] | RefLevelOffset [dB] | InpAtt [dB]	-0.49 | 0 | 15
Start [MHz] | Stop [MHz]	24530.000 | 25030.000
RBW [MHz] | VBW [MHz]	0.100000 | 0.300000
Detector | TraceMode	POS | MAXH
Sweep: Time [ms] | Count | Points per Section | Type	500 | 8 | 3001 | SWE

RESULT					
Test Description	Lower Limit	Upper Limit	Measured	Unit	Verdict
Reference @ 2402.33 MHz	---	---	-1.48	dBm	INFO
No peaks detected	---	---			PASS
Lowest margin to limit 2399.5 MHz	0	---	16.63	dB	INFO

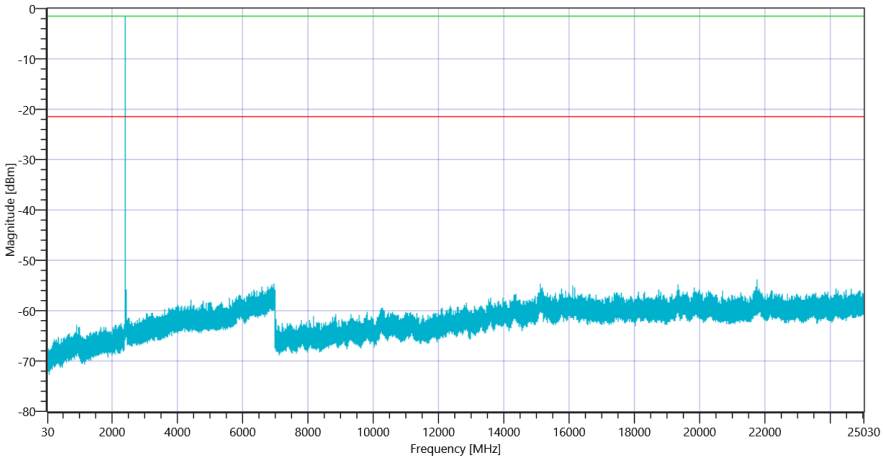

Plot_FCC Part 15.247 TX Spurious Conduced ~ BT LE 1 Msps 2402_16112020_161342.png

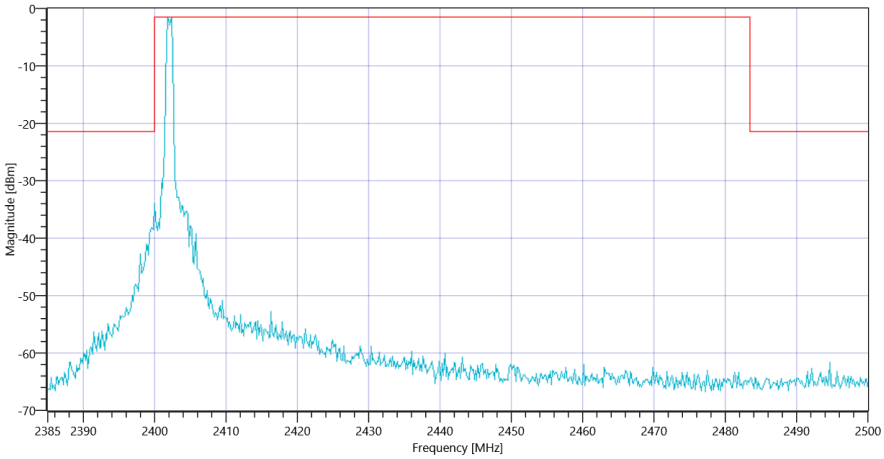

Plot_FCC Part 15.247 TX Spurious Conduced ~ BT LE 1 Msps 2402_16112020_161345.png

Test at TX 2440 MHz

READ SA SETTINGS:	
RefLevel [dBm] | RefLevelOffset [dB] | InpAtt [dB]	0.35 | 0 | 20
Start [MHz] | Stop [MHz]	24530.000 | 25030.000
RBW [MHz] | VBW [MHz]	0.100000 | 0.300000
Detector | TraceMode	POS | MAXH
Sweep: Time [ms] | Count | Points per Section | Type	500 | 8 | 3001 | SWE

RESULT					
Test Description	Lower Limit	Upper Limit	Measured	Unit	Verdict
Reference @ 2440.00 MHz	---	---	-0.98	dBm	INFO
No peaks detected	---	---			PASS
Lowest margin to limit 19340 MHz	0	---	25.17	dB	INFO

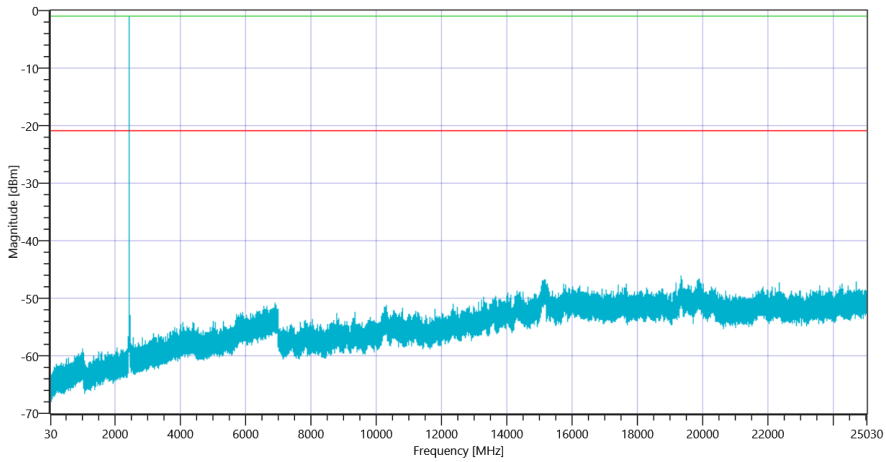

Plot_FCC Part 15.247 TX Spurious Conduced ~ BT LE 1 Msps 2440_16112020_161903.png

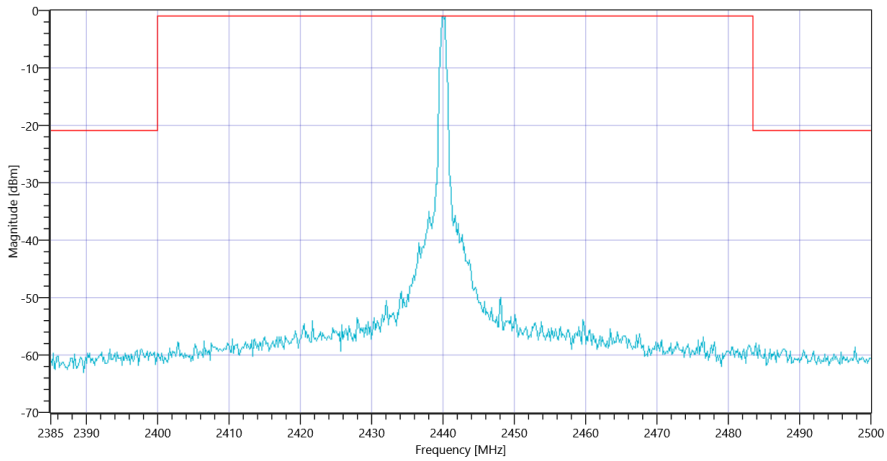

Plot_FCC Part 15.247 TX Spurious Conduced ~ BT LE 1 Msps 2440_16112020_161906.png

Test at TX 2480 MHz

READ SA SETTINGS:	
RefLevel [dBm] | RefLevelOffset [dB] | InpAtt [dB]	0.01 | 0 | 20
Start [MHz] | Stop [MHz]	24530.000 | 25030.000
RBW [MHz] | VBW [MHz]	0.100000 | 0.300000
Detector | TraceMode	POS | MAXH
Sweep: Time [ms] | Count | Points per Section | Type	500 | 8 | 3001 | SWE

RESULT

Test Description	Lower Limit	Upper Limit	Measured	Unit	Verdict
Reference @ 2480.33 MHz	---	---	-0.90	dBm	INFO
No peaks detected	---	---			PASS
Lowest margin to limit 30 MHz	0	---	-135.4	dB	INFO

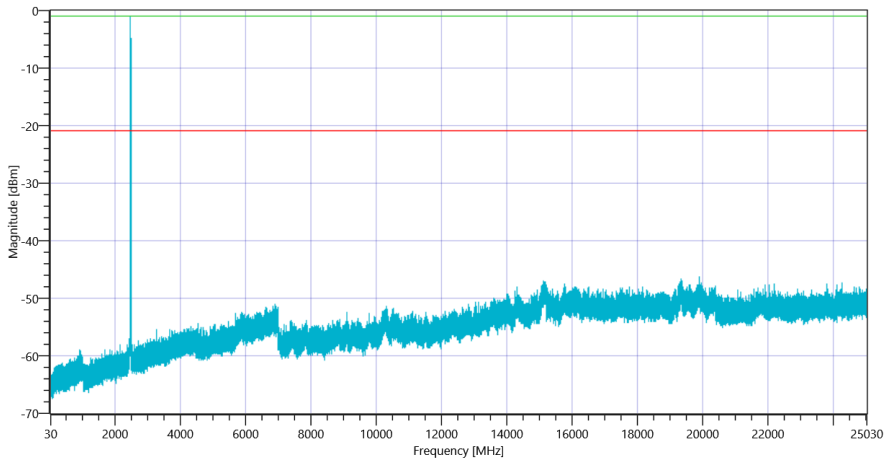

Plot_FCC Part 15.247 TX Spurious Conduced ~ BT LE 1 Msps 2480_16112020_162406.png

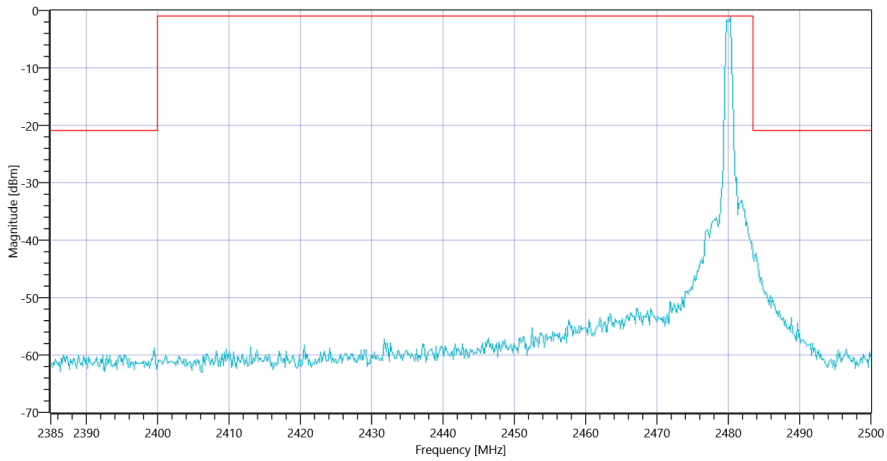

Plot_FCC Part 15.247 TX Spurious Conduced ~ BT LE 1 Msps 2480_16112020_162408.png

TEST FINISHED		
General Verdict	16.11.2020 16:24:10 / RT: 915 s	PASS

6. Common2G4 Peak OP 3MHz/3MHz ~ BT LE 1 Msps

Test References	
TC Start	16.11.2020 16:24:14
Ambit Temp [°C] | Humidity [rel%]	23.4 | 39
System Version	1.0.1.2
Test Specification	None
Test Method	
Class / TC Version	TC_VM_Common2G4_Peak_Output_Power_Conducted_3MHz_3MHz_V01 Version: 0.0.1
My Description	Peak Output Power conducted 3MHz/3MHz - BT LE 1 Msps
Add. Information	

Test Parameter	
Technology to test	BT LE 1 Msps
Antenna Port used	1
Temperature	mid
Voltage	mid
Frequency low to test	True | Freq [MHz] 2402
Frequency mid to test	True | Freq [MHz] 2440
Frequency high to test	True | Freq [MHz] 2480
Switched Path	IUT - SignalingUnit - SpectrumAnalyzer
Devices in use	SigBT: Rohde&Schwarz,CMW,1201.0002k75/100683,3.7.170 | SA: Rohde&Schwarz,FSV-30,1321.3008K30/103809,3.60

Test at TX 2402 MHz

READ SA SETTINGS:	
RefLevel [dBm] | RefLevelOffset [dB] | InpAtt [dB]	9.49 | 10.89 | 15
Start [MHz] | Stop [MHz]	2399.500 | 2404.500
RBW [MHz] | VBW [MHz]	3.000000 | 3.000000
Detector | TraceMode	POS | MAXH
Sweep: Time [ms] | Count | Points per Section | Type	1000 | 10 | 1001 | SWE

RESULT					
Test Description	Lower Limit	Upper Limit	Measured	Unit	Verdict
Peak Power	---	---	-0.6	dBm	Info
Peak Power	---	---	0.870964	mW	Info
Frequency at Peak	---	---	2402.285	MHz	Info

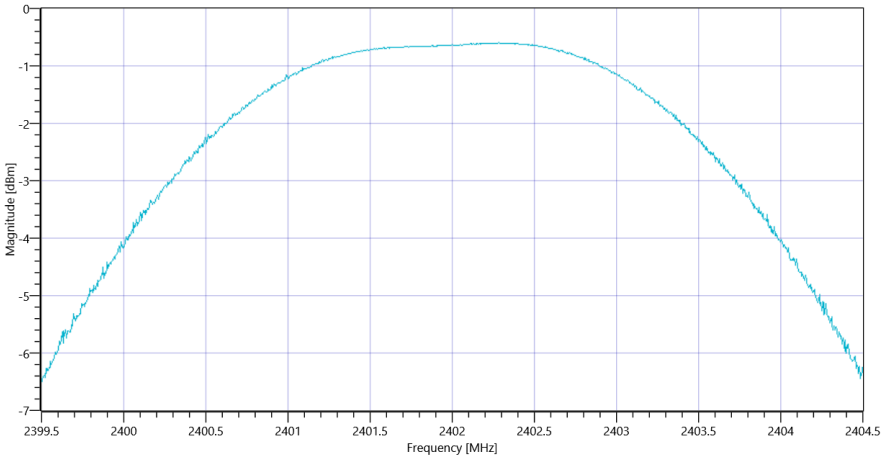

Plot_Common2G4 Peak OP 3MHz-3MHz ~ BT LE 1 Msps_16112020_163232.png

Test at TX 2440 MHz

READ SA SETTINGS:	
RefLevel [dBm] | RefLevelOffset [dB] | InpAtt [dB]	10.39 | 10.9 | 15
Start [MHz] | Stop [MHz]	2437.500 | 2442.500
RBW [MHz] | VBW [MHz]	3.000000 | 3.000000
Detector | TraceMode	POS | MAXH
Sweep: Time [ms] | Count | Points per Section | Type	1000 | 10 | 1001 | SWE

RESULT					
Test Description	Lower Limit	Upper Limit	Measured	Unit	Verdict
Peak Power	---	---	0.24	dBm	Info
Peak Power	---	---	1.056818	mW	Info
Frequency at Peak	---	---	2440.26	MHz	Info

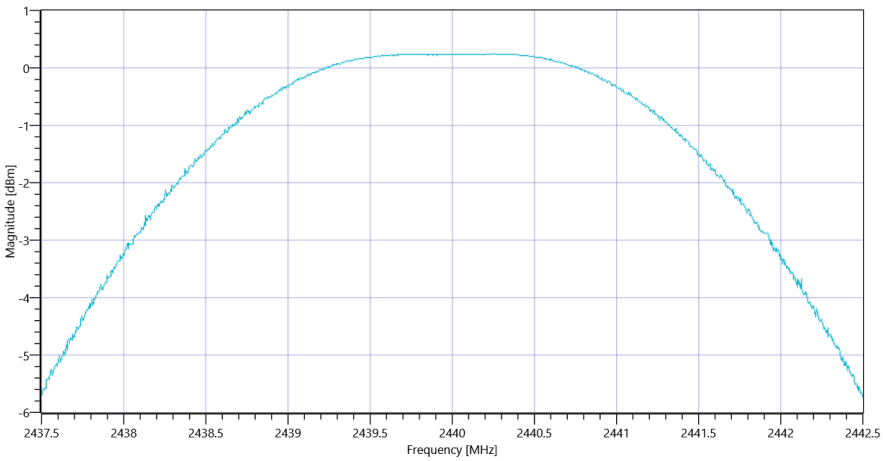

Plot_Common2G4 Peak OP 3MHz-3MHz ~ BT LE 1 Msps_16112020_163308.png

Test at TX 2480 MHz

READ SA SETTINGS:	
RefLevel [dBm] | RefLevelOffset [dB] | InpAtt [dB]	10.04 | 10.95 | 15
Start [MHz] | Stop [MHz]	2477.500 | 2482.500
RBW [MHz] | VBW [MHz]	3.000000 | 3.000000
Detector | TraceMode	POS | MAXH
Sweep: Time [ms] | Count | Points per Section | Type	1000 | 10 | 1001 | SWE

RESULT

Test Description	Lower Limit	Upper Limit	Measured	Unit	Verdict
Peak Power	---	---	0	dBm	Info
Peak Power	---	---	1	mW	Info
Frequency at Peak	---	---	2479.71	MHz	Info

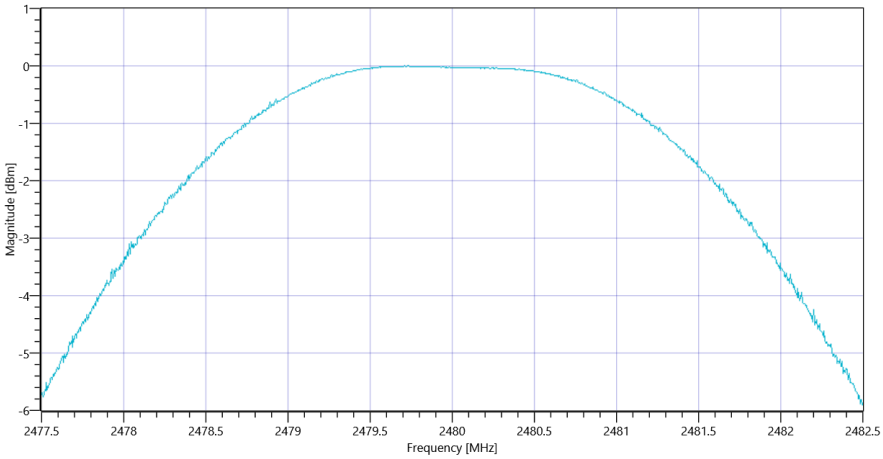

Plot_Common2G4 Peak OP 3MHz-3MHz ~ BT LE 1 Msps_16112020_163343.png

TEST FINISHED		
General Verdict	16.11.2020 16:33:43 / RT: 568 s	PASS

- END OF DOCUMENT -