U-NII-2A, 802.11n HT40, Channel No.: 54

U-NII-2A, 802.11ac VHT20, Channel No.:52

U-NII-2A, 802.11n HT40, Channel No.: 62

U-NII-2A, 802.11ac VHT20, Channel No.: 60

U-NII-2A, 802.11ac VHT40, Channel No.: 54

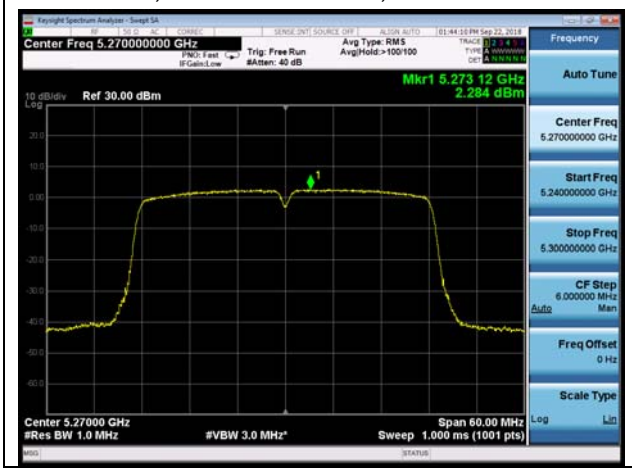

U-NII-2A, 802.11ac VHT20, Channel No.: 64

This report shall not be reproduced except in full, without the written approval of TA Technology (Shanghai) Co., Ltd.

U-NII-2A, 802.11ac VHT40, Channel No.: 62

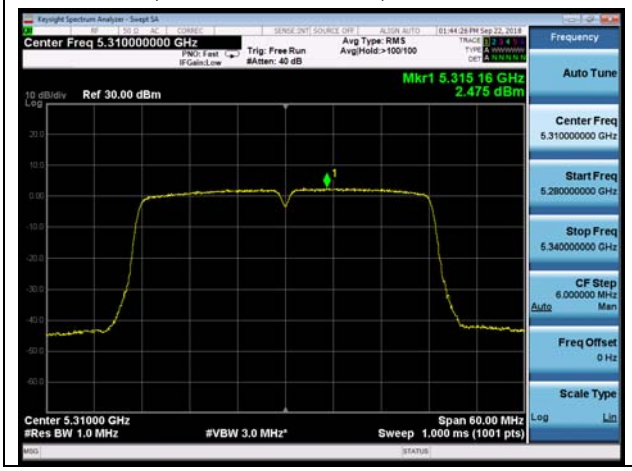

U-NII-2A, 802.11ac VHT80, Channel No.: 58

This report shall not be reproduced except in full, without the written approval of TA Technology (Shanghai) Co., Ltd.

U-NII-2C, 802.11a, Channel No.: 100

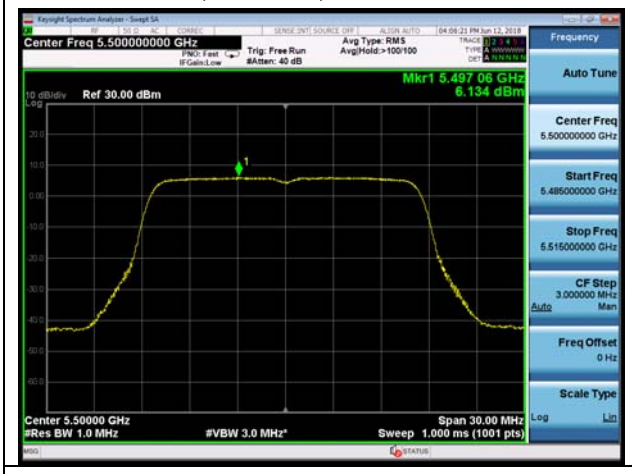

U-NII-2C, 802.11n HT20, Channel No.: 100

U-NII-2C, 802.11a, Channel No.: 116

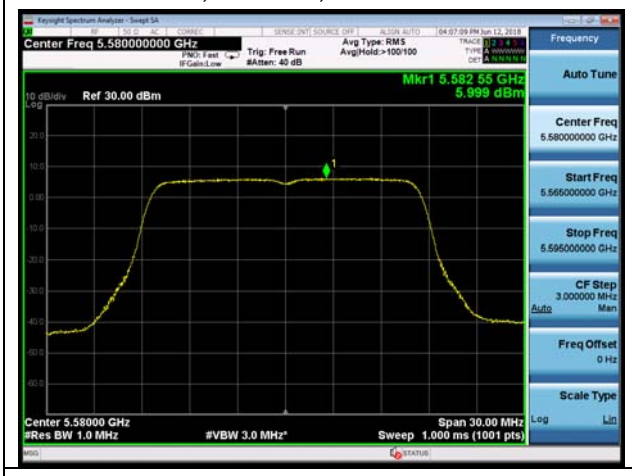

U-NII-2C, 802.11n HT20, Channel No.: 116

U-NII-2C, 802.11a, Channel No.: 140

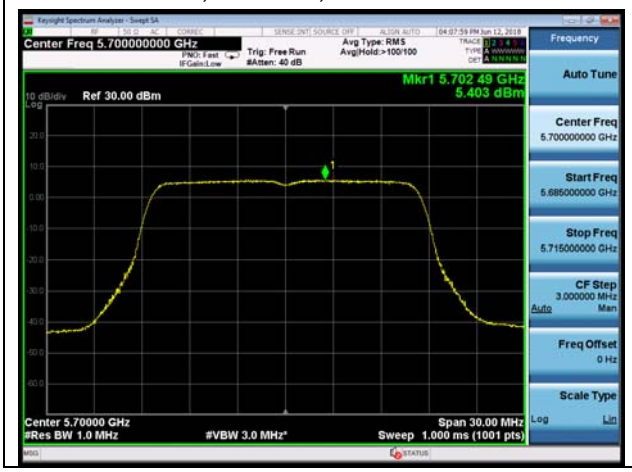

U-NII-2C, 802.11n HT20, Channel No.: 140

This report shall not be reproduced except in full, without the written approval of TA Technology (Shanghai) Co., Ltd.

U-NII-2C, 802.11n HT40, Channel No.: 102

U-NII-2C, 802.11ac VHT20, Channel No.: 100

U-NII-2C, 802.11n HT40, Channel No.: 110

U-NII-2C, 802.11ac VHT20, Channel No.: 116

U-NII-2C, 802.11n HT40, Channel No.: 134

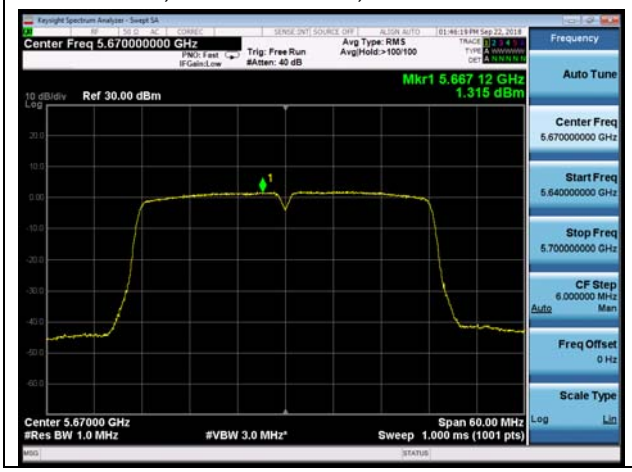

U-NII-2C, 802.11ac VHT20, Channel No.: 140

This report shall not be reproduced except in full, without the written approval of TA Technology (Shanghai) Co., Ltd.

U-NII-2C, 802.11ac VHT40, Channel No.: 102

U-NII-2C, 802.11ac VHT80, Channel No.: 106

U-NII-2C, 802.11ac VHT40, Channel No.: 110

U-NII-2C, 802.11ac VHT40, Channel No.: 134

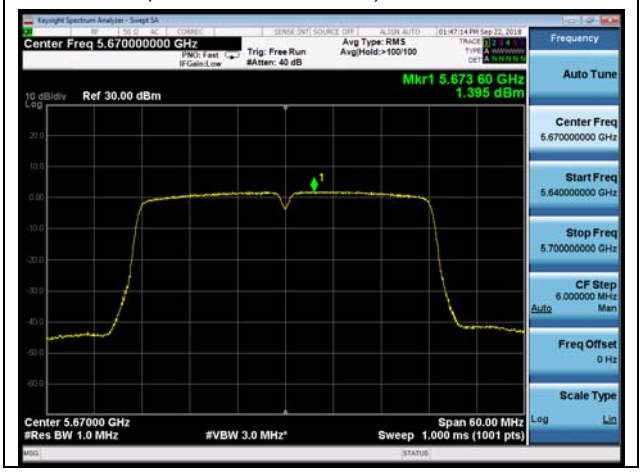

This report shall not be reproduced except in full, without the written approval of TA Technology (Shanghai) Co., Ltd.

U-NII-3, 802.11a, Channel No.: 149

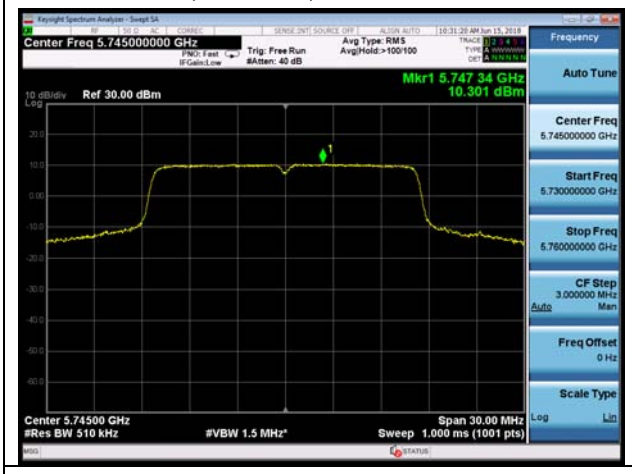

U-NII-3, 802.11n HT20, Channel No.: 149

U-NII-3, 802.11a, Channel No.: 157

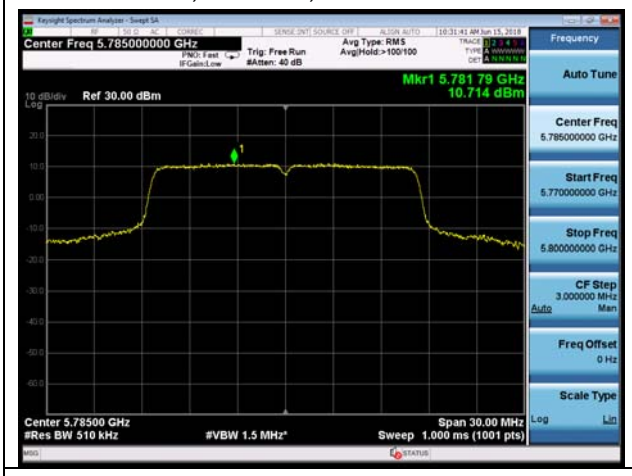

U-NII-3, 802.11n HT20, Channel No.: 157

U-NII-3, 802.11a, Channel No.: 165

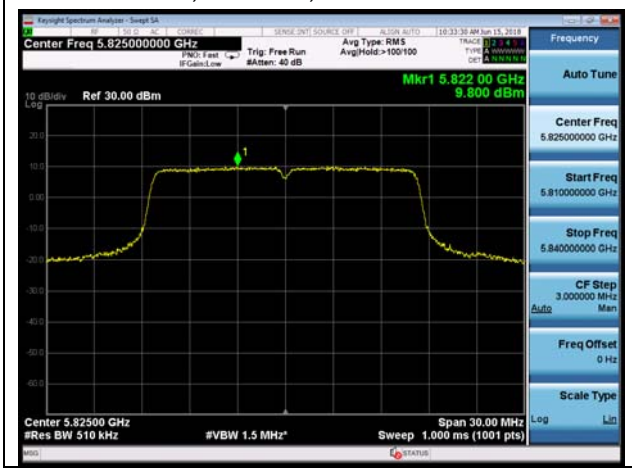

U-NII-3, 802.11n HT20, Channel No.: 165

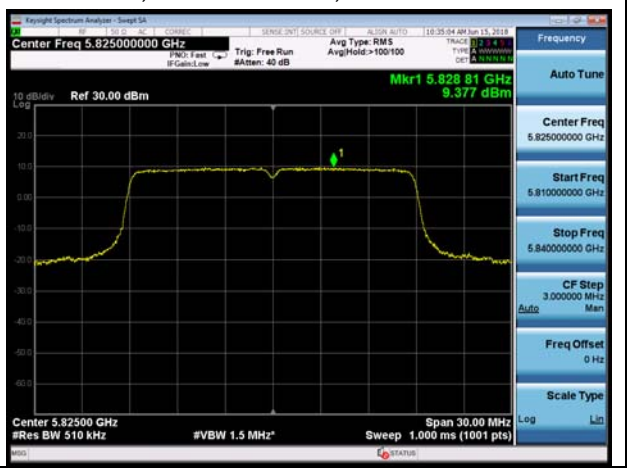

This report shall not be reproduced except in full, without the written approval of TA Technology (Shanghai) Co., Ltd.

U-NII-3, 802.11n HT40, Channel No.: 151

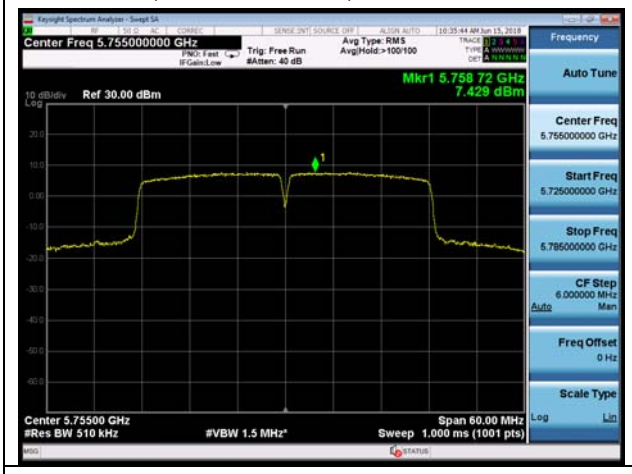

U-NII-3, 802.11ac VHT20, Channel No.: 149

U-NII-3, 802.11n HT40, Channel No.: 159

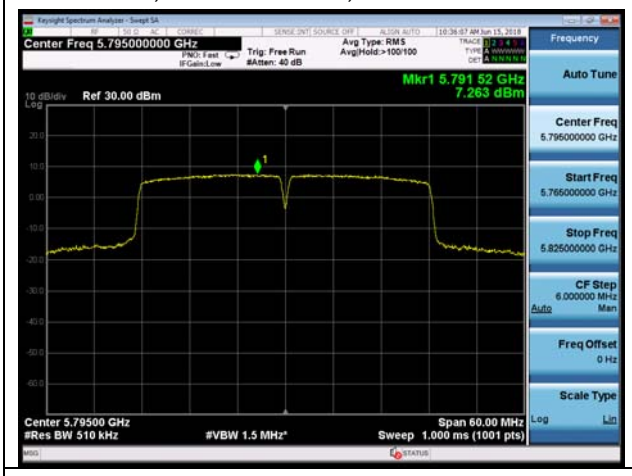

U-NII-3, 802.11ac VHT20, Channel No.: 157

U-NII-3, 802.11ac VHT40, Channel No.: 151

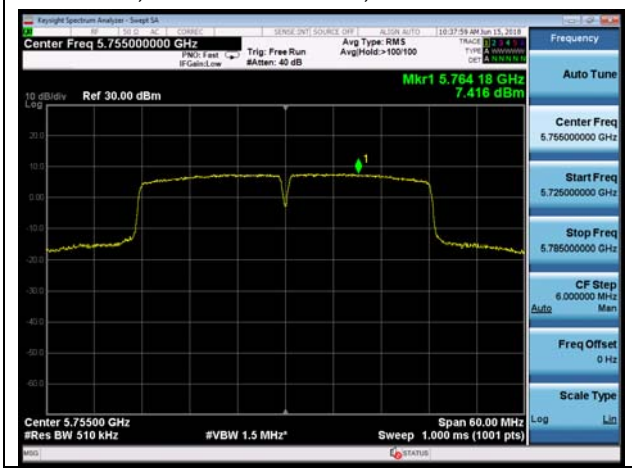

U-NII-3, 802.11ac VHT20, Channel No.: 165

This report shall not be reproduced except in full, without the written approval of TA Technology (Shanghai) Co., Ltd.

U-NII-3, 802.11ac VHT40, Channel No.: 159

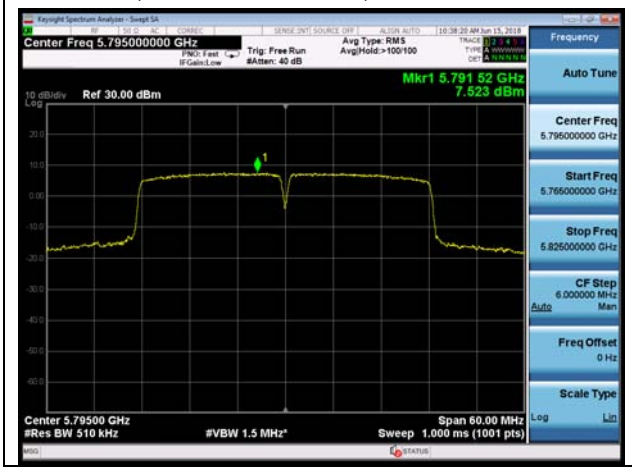

U-NII-3, 802.11ac VHT80, Channel No.: 155

This report shall not be reproduced except in full, without the written approval of TA Technology (Shanghai) Co., Ltd.

MIMO Antenna 1

U-NII-1, 802.11a, Channel No.: 36

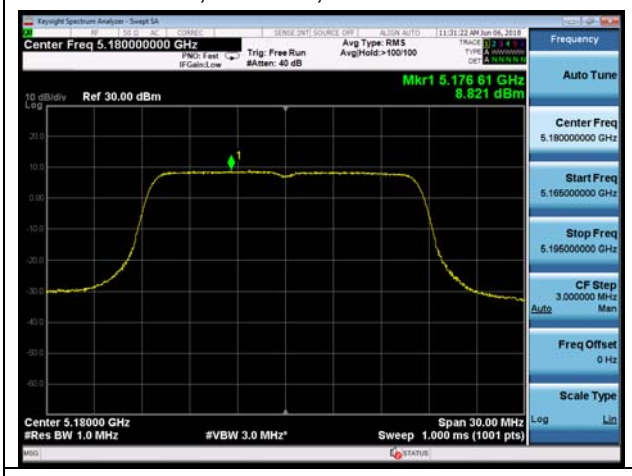

U-NII-1, 802.11n HT20, Channel No.: 36

U-NII-1, 802.11a, Channel No.: 40

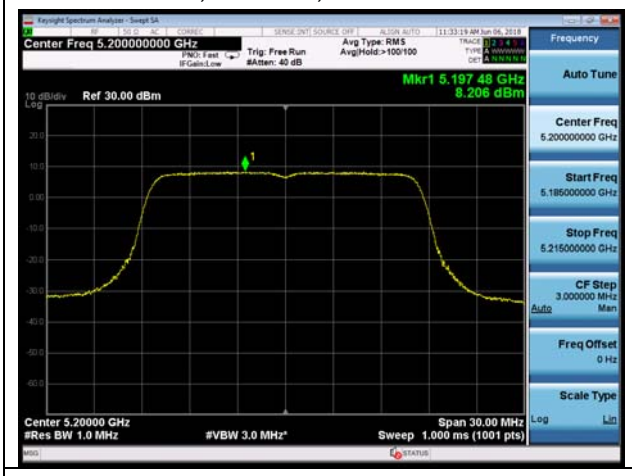

U-NII-1, 802.11n HT20, Channel No.: 40

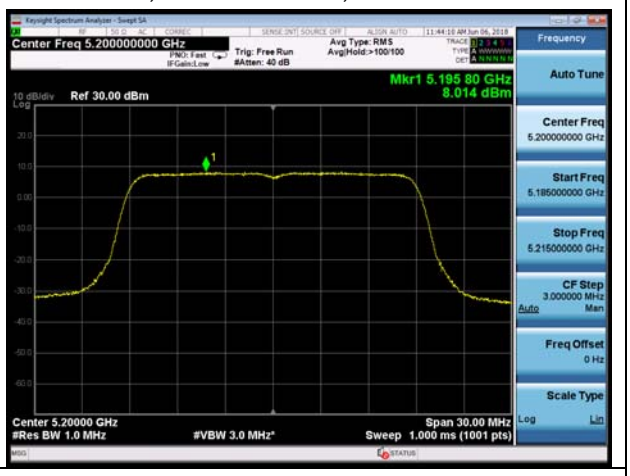

U-NII-1, 802.11a, Channel No.: 48

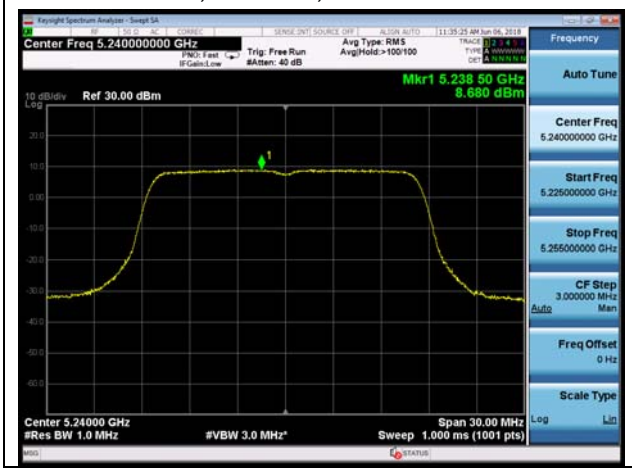

U-NII-1, 802.11n HT20, Channel No.: 48

This report shall not be reproduced except in full, without the written approval of TA Technology (Shanghai) Co., Ltd.

U-NII-1, 802.11n HT40, Channel No.: 38

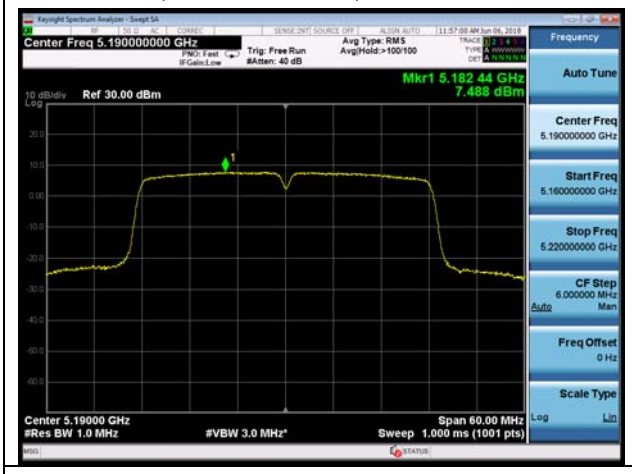

U-NII-1, 802.11ac VHT20, Channel No.: 36

U-NII-1, 802.11n HT40, Channel No.: 46

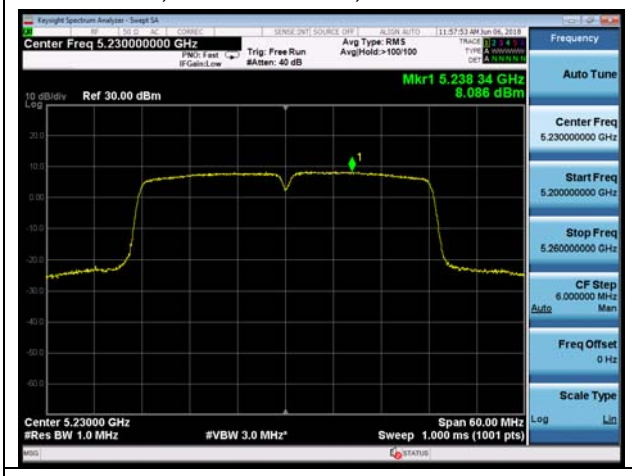

U-NII-1, 802.11ac VHT20, Channel No.: 40

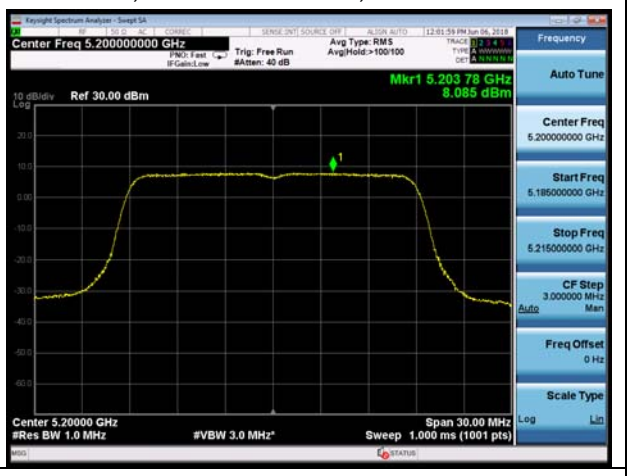

U-NII-1, 802.11ac VHT40, Channel No.: 38

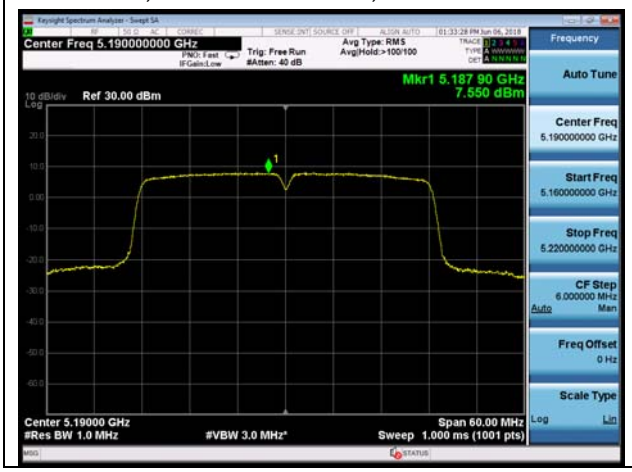

U-NII-1, 802.11ac VHT20, Channel No.: 48

This report shall not be reproduced except in full, without the written approval of TA Technology (Shanghai) Co., Ltd.

U-NII-1, 802.11ac VHT40, Channel No.: 46

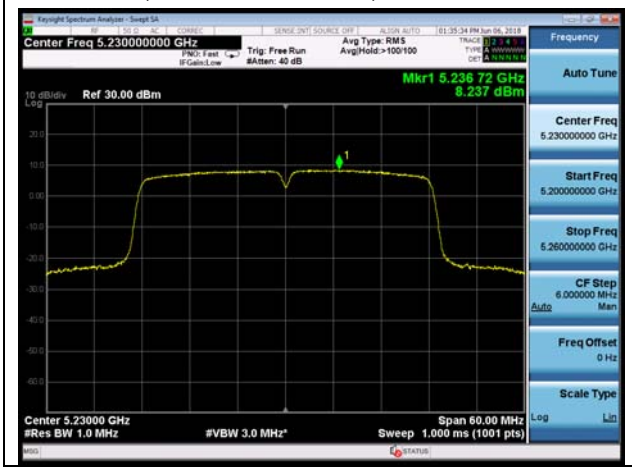

U-NII-1, 802.11ac VHT80, Channel No.: 42

This report shall not be reproduced except in full, without the written approval of TA Technology (Shanghai) Co., Ltd.

U-NII-2A, 802.11a, Channel No.: 52

U-NII-2A, 802.11n HT20, Channel No.: 52

U-NII-2A, 802.11a, Channel No.: 60

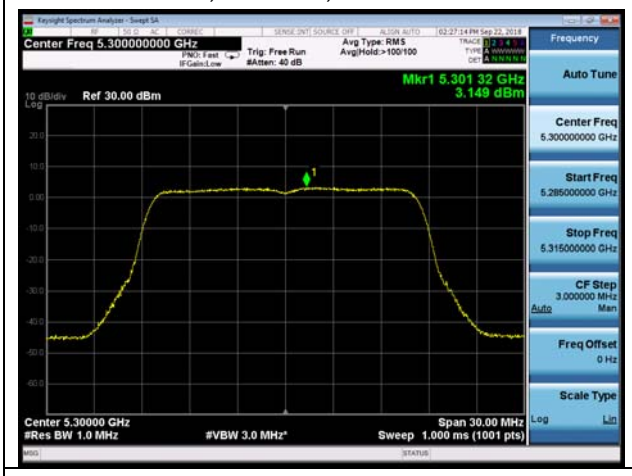

U-NII-2A, 802.11n HT20, Channel No.: 60

U-NII-2A, 802.11a, Channel No.: 64

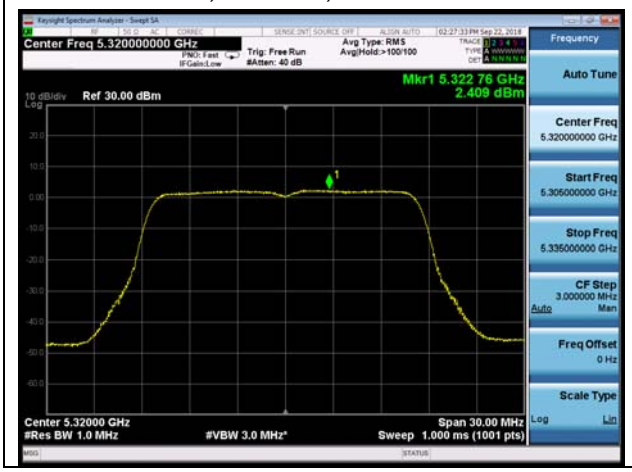

U-NII-2A, 802.11n HT20, Channel No.: 64

This report shall not be reproduced except in full, without the written approval of TA Technology (Shanghai) Co., Ltd.

U-NII-2A, 802.11n HT40, Channel No.: 54

U-NII-2A, 802.11ac VHT20, Channel No.:52

U-NII-2A, 802.11n HT40, Channel No.: 62

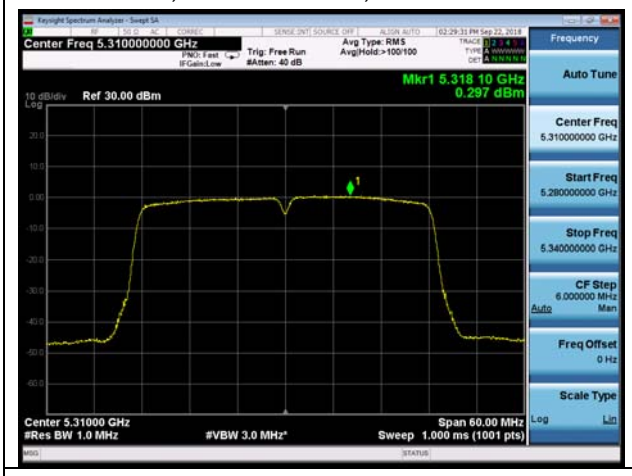

U-NII-2A, 802.11ac VHT20, Channel No.: 60

U-NII-2A, 802.11ac VHT40, Channel No.: 54

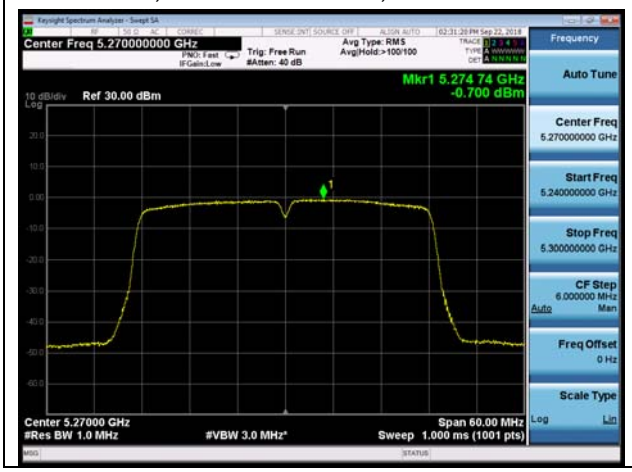

U-NII-2A, 802.11ac VHT20, Channel No.: 64

This report shall not be reproduced except in full, without the written approval of TA Technology (Shanghai) Co., Ltd.

U-NII-2A, 802.11ac VHT40, Channel No.: 62

U-NII-2A, 802.11ac VHT80, Channel No.: 58

This report shall not be reproduced except in full, without the written approval of TA Technology (Shanghai) Co., Ltd.

U-NII-2C, 802.11a, Channel No.: 100

U-NII-2C, 802.11n HT20, Channel No.: 100

U-NII-2C, 802.11a, Channel No.: 116

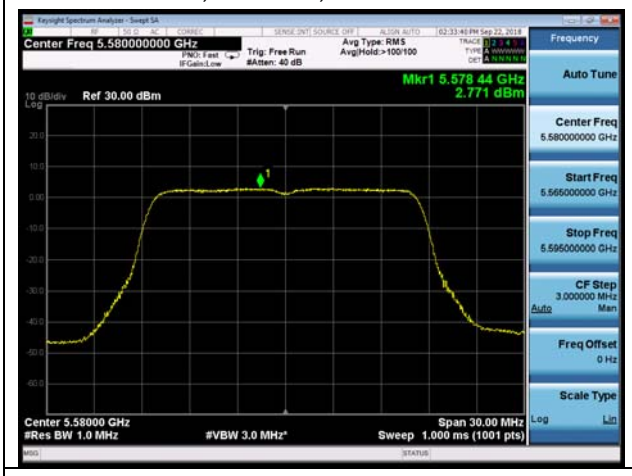

U-NII-2C, 802.11n HT20, Channel No.: 116

U-NII-2C, 802.11a, Channel No.: 140

U-NII-2C, 802.11n HT20, Channel No.: 140

This report shall not be reproduced except in full, without the written approval of TA Technology (Shanghai) Co., Ltd.

U-NII-2C, 802.11n HT40, Channel No.: 102

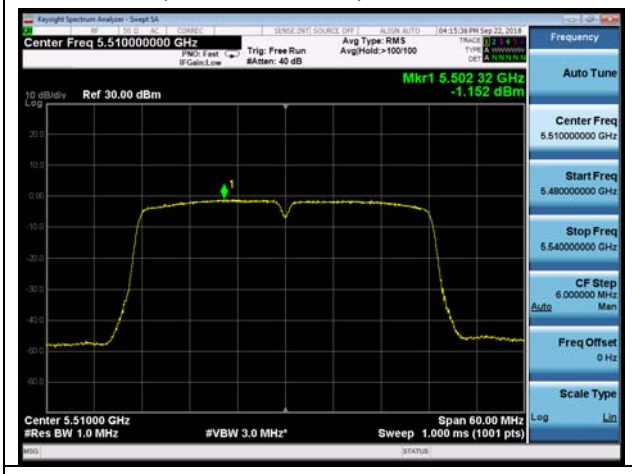

U-NII-2C, 802.11ac VHT20, Channel No.: 100

U-NII-2C, 802.11n HT40, Channel No.: 110

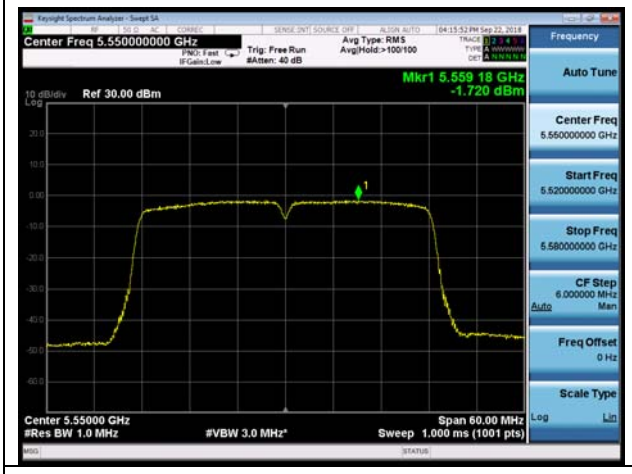

U-NII-2C, 802.11ac VHT20, Channel No.: 116

U-NII-2C, 802.11n HT40, Channel No.: 134

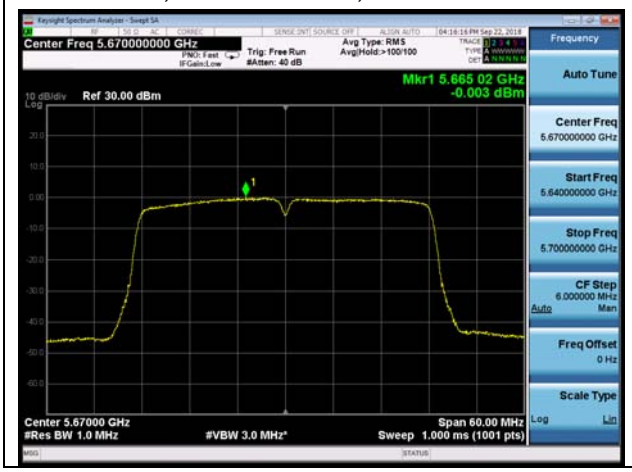

U-NII-2C, 802.11ac VHT20, Channel No.: 140

This report shall not be reproduced except in full, without the written approval of TA Technology (Shanghai) Co., Ltd.

U-NII-2C, 802.11ac VHT40, Channel No.: 102

U-NII-2C, 802.11ac VHT80, Channel No.: 106

U-NII-2C, 802.11ac VHT40, Channel No.: 110

U-NII-2C, 802.11ac VHT40, Channel No.: 134

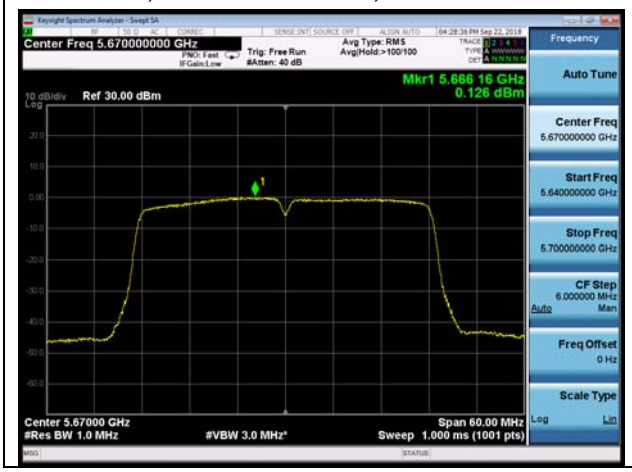

This report shall not be reproduced except in full, without the written approval of TA Technology (Shanghai) Co., Ltd.

U-NII-3, 802.11a, Channel No.: 149

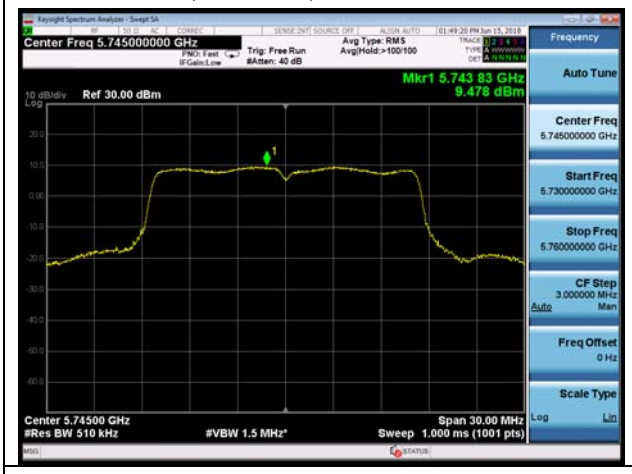

U-NII-3, 802.11n HT20, Channel No.: 149

U-NII-3, 802.11a, Channel No.: 157

U-NII-3, 802.11n HT20, Channel No.: 157

U-NII-3, 802.11a, Channel No.: 165

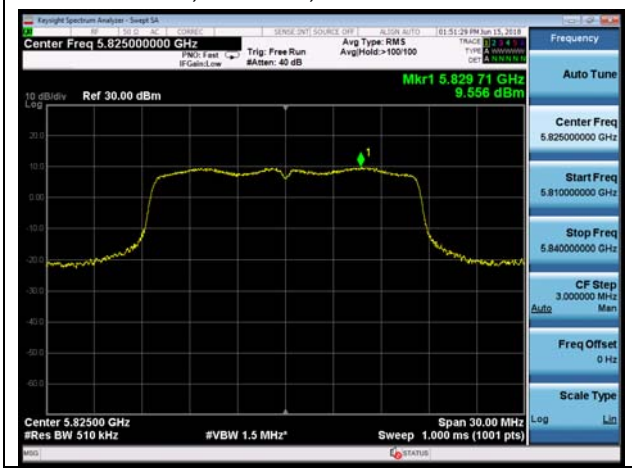

U-NII-3, 802.11n HT20, Channel No.: 165

This report shall not be reproduced except in full, without the written approval of TA Technology (Shanghai) Co., Ltd.

U-NII-3, 802.11n HT40, Channel No.: 151

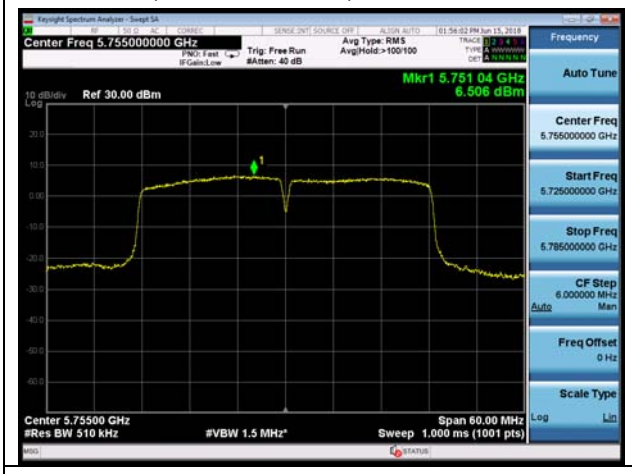

U-NII-3, 802.11ac VHT20, Channel No.: 149

U-NII-3, 802.11n HT40, Channel No.: 159

U-NII-3, 802.11ac VHT20, Channel No.: 157

U-NII-3, 802.11ac VHT40, Channel No.: 151

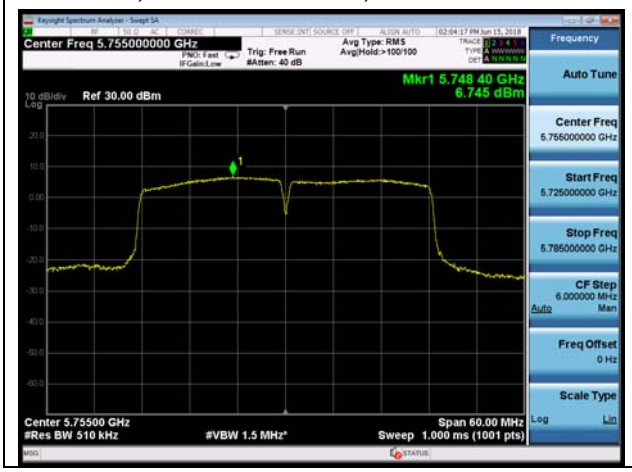

U-NII-3, 802.11ac VHT20, Channel No.: 165

This report shall not be reproduced except in full, without the written approval of TA Technology (Shanghai) Co., Ltd.

U-NII-3, 802.11ac VHT40, Channel No.: 159

U-NII-3, 802.11ac VHT80, Channel No.: 155

This report shall not be reproduced except in full, without the written approval of TA Technology (Shanghai) Co., Ltd.

MIMO Antenna 2

U-NII-1, 802.11a, Channel No.: 36

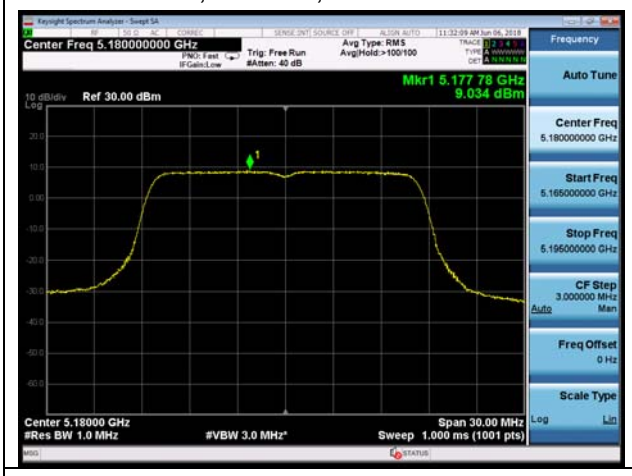

U-NII-1, 802.11n HT20, Channel No.: 36

U-NII-1, 802.11a, Channel No.: 40

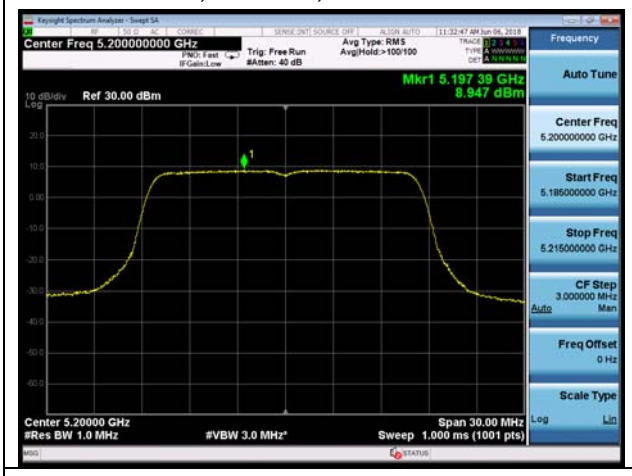

U-NII-1, 802.11n HT20, Channel No.: 40

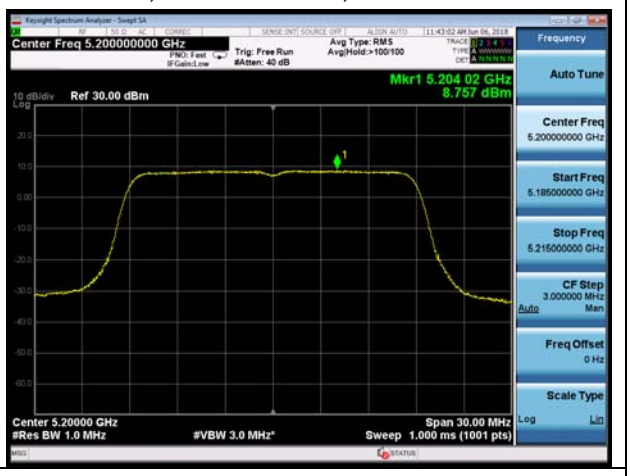

U-NII-1, 802.11a, Channel No.: 48

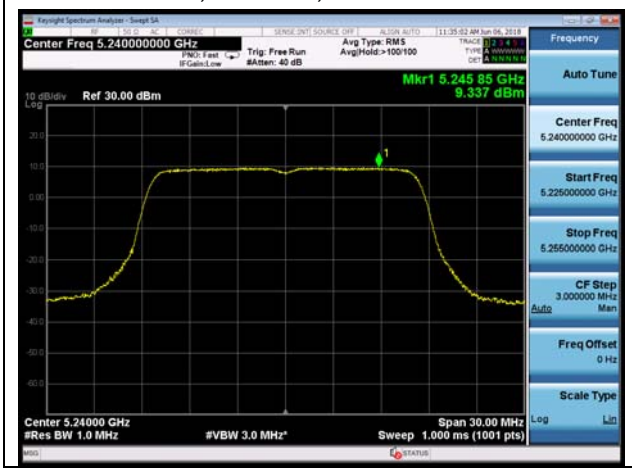

U-NII-1, 802.11n HT20, Channel No.: 48

This report shall not be reproduced except in full, without the written approval of TA Technology (Shanghai) Co., Ltd.

U-NII-1, 802.11n HT40, Channel No.: 38

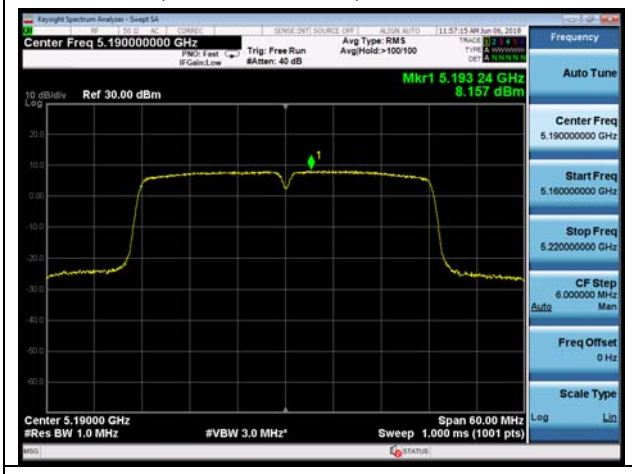

U-NII-1, 802.11ac VHT20, Channel No.: 36

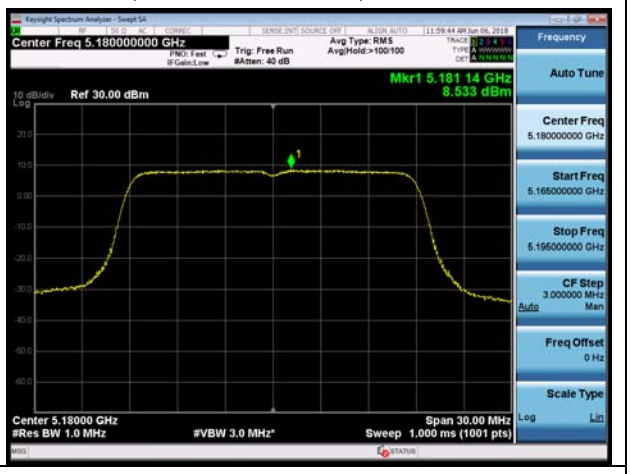

U-NII-1, 802.11n HT40, Channel No.: 46

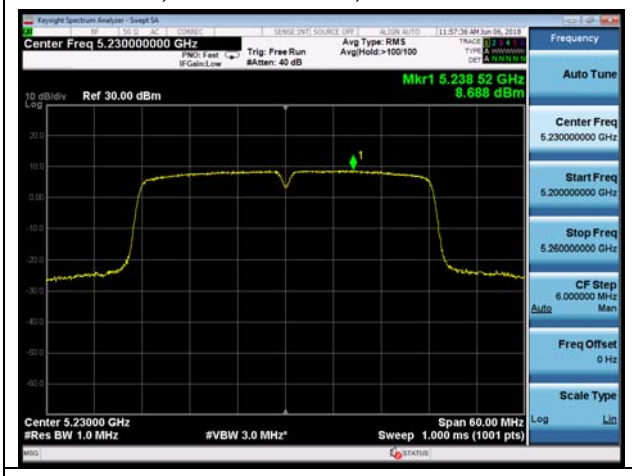

U-NII-1, 802.11ac VHT20, Channel No.: 40

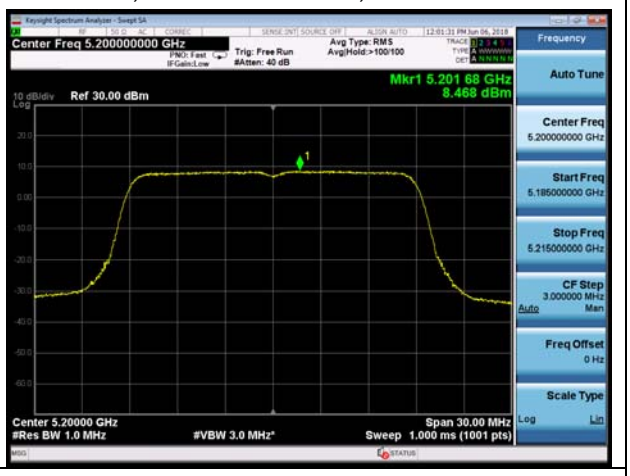

U-NII-1, 802.11ac VHT40, Channel No.: 38

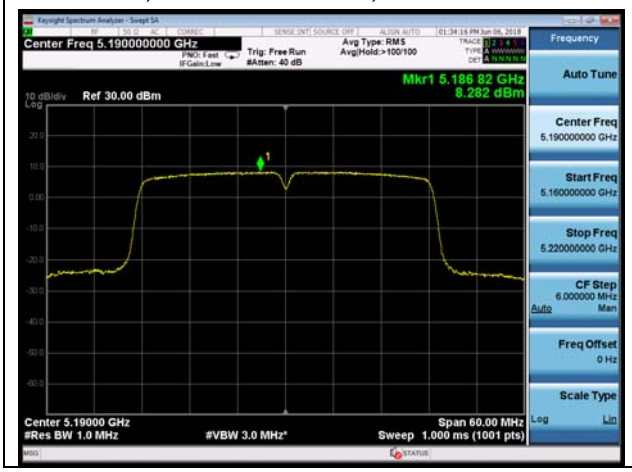

U-NII-1, 802.11ac VHT20, Channel No.: 48

This report shall not be reproduced except in full, without the written approval of TA Technology (Shanghai) Co., Ltd.

U-NII-1, 802.11ac VHT40, Channel No.: 46

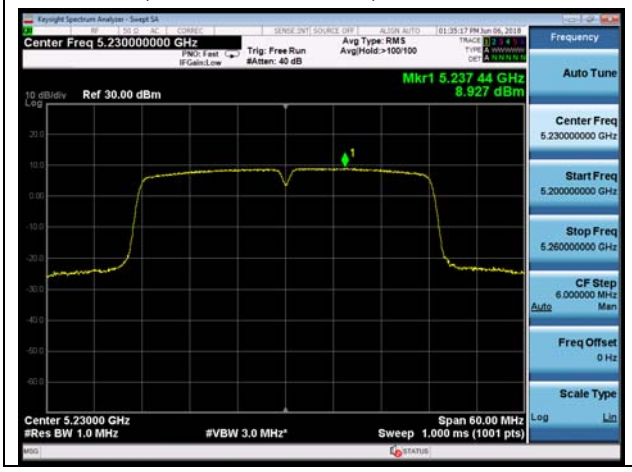

U-NII-1, 802.11ac VHT80, Channel No.: 42

This report shall not be reproduced except in full, without the written approval of TA Technology (Shanghai) Co., Ltd.

U-NII-2A, 802.11a, Channel No.: 52

U-NII-2A, 802.11n HT20, Channel No.: 52

U-NII-2A, 802.11a, Channel No.: 60

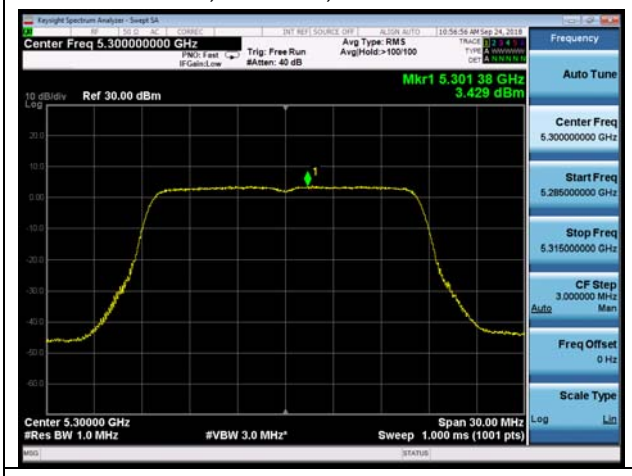

U-NII-2A, 802.11n HT20, Channel No.: 60

U-NII-2A, 802.11a, Channel No.: 64

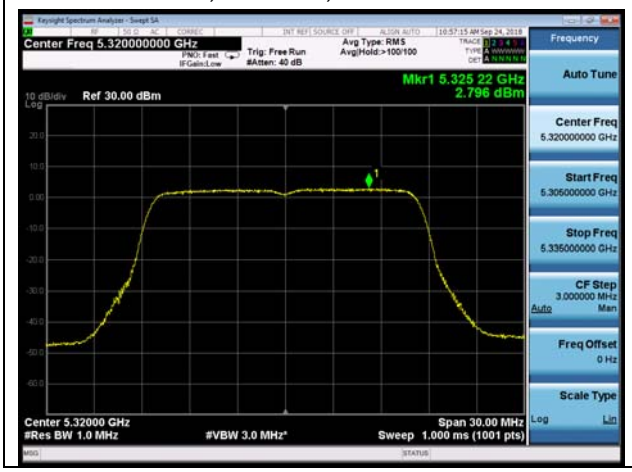

U-NII-2A, 802.11n HT20, Channel No.: 64

This report shall not be reproduced except in full, without the written approval of TA Technology (Shanghai) Co., Ltd.

U-NII-2A, 802.11n HT40, Channel No.: 54

U-NII-2A, 802.11ac VHT20, Channel No.:52

U-NII-2A, 802.11n HT40, Channel No.: 62

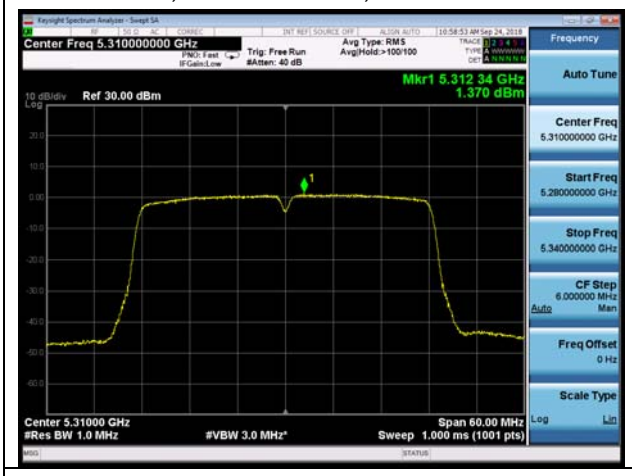

U-NII-2A, 802.11ac VHT20, Channel No.: 60

U-NII-2A, 802.11ac VHT40, Channel No.: 54

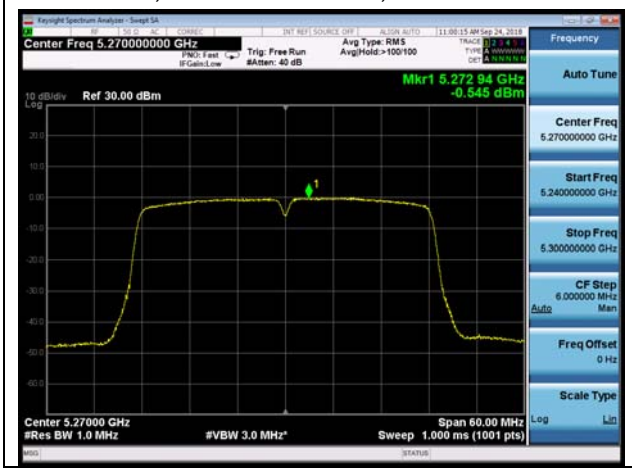

U-NII-2A, 802.11ac VHT20, Channel No.: 64

This report shall not be reproduced except in full, without the written approval of TA Technology (Shanghai) Co., Ltd.

U-NII-2A, 802.11ac VHT40, Channel No.: 62

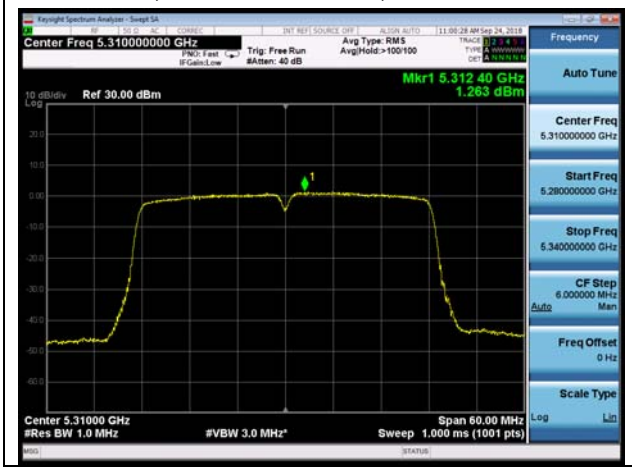

U-NII-2A, 802.11ac VHT80, Channel No.: 58

This report shall not be reproduced except in full, without the written approval of TA Technology (Shanghai) Co., Ltd.

U-NII-2C, 802.11a, Channel No.: 100

U-NII-2C, 802.11n HT20, Channel No.: 100

U-NII-2C, 802.11a, Channel No.: 116

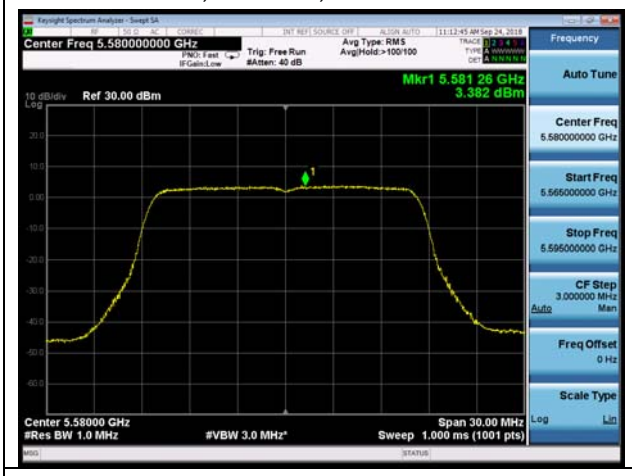

U-NII-2C, 802.11n HT20, Channel No.: 116

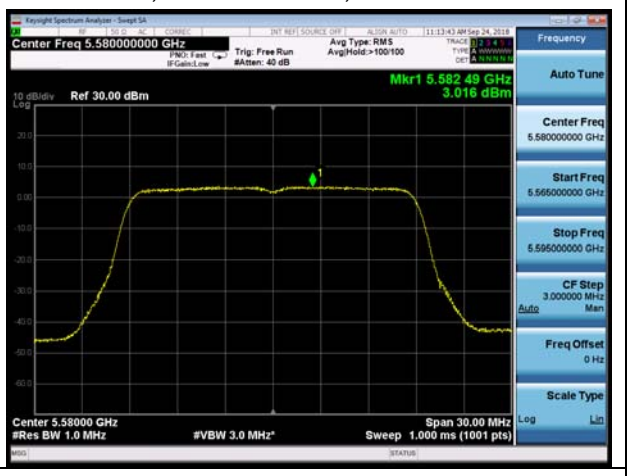

U-NII-2C, 802.11a, Channel No.: 140

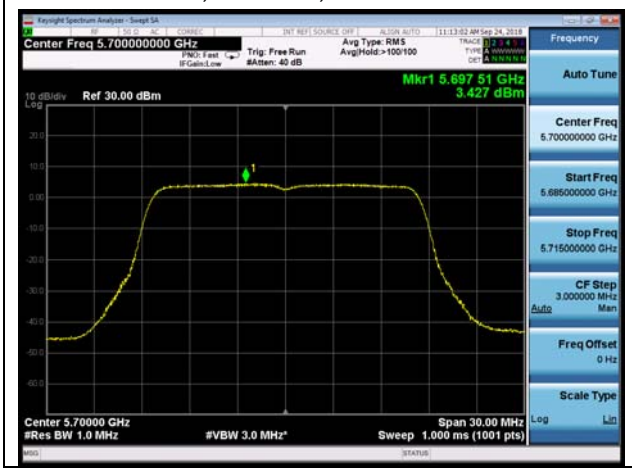

U-NII-2C, 802.11n HT20, Channel No.: 140

This report shall not be reproduced except in full, without the written approval of TA Technology (Shanghai) Co., Ltd.

U-NII-2C, 802.11n HT40, Channel No.: 102

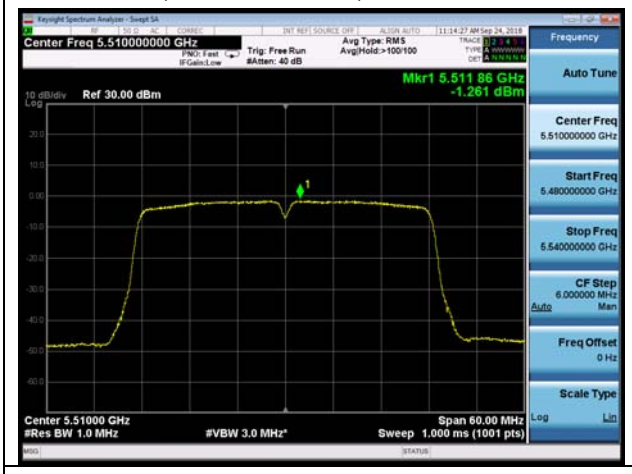

U-NII-2C, 802.11ac VHT20, Channel No.: 100

U-NII-2C, 802.11n HT40, Channel No.: 110

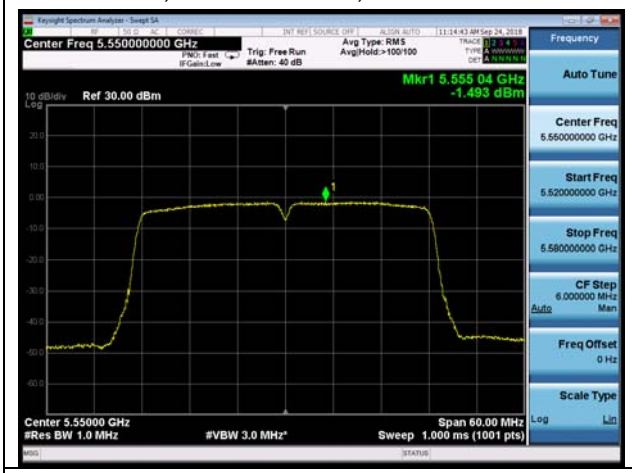

U-NII-2C, 802.11ac VHT20, Channel No.: 116

U-NII-2C, 802.11n HT40, Channel No.: 134

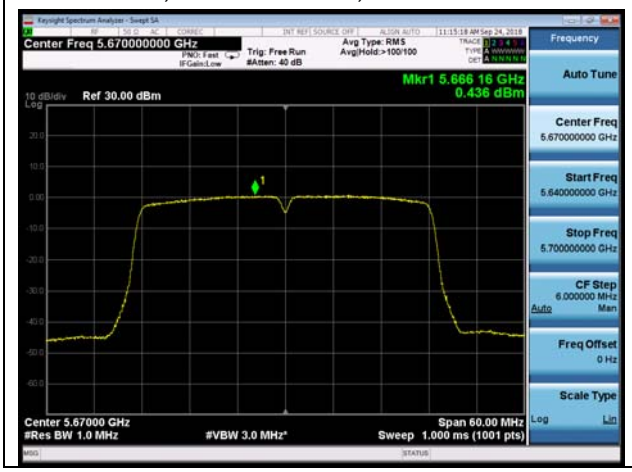

U-NII-2C, 802.11ac VHT20, Channel No.: 140

This report shall not be reproduced except in full, without the written approval of TA Technology (Shanghai) Co., Ltd.

U-NII-2C, 802.11ac VHT40, Channel No.: 102

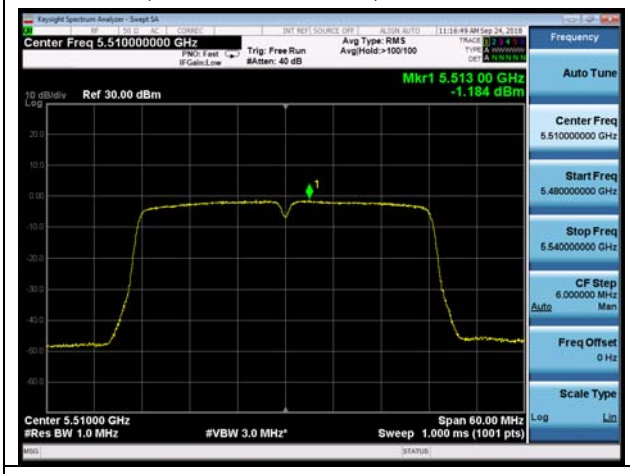

U-NII-2C, 802.11ac VHT80, Channel No.: 106

U-NII-2C, 802.11ac VHT40, Channel No.: 110

U-NII-2C, 802.11ac VHT40, Channel No.: 134

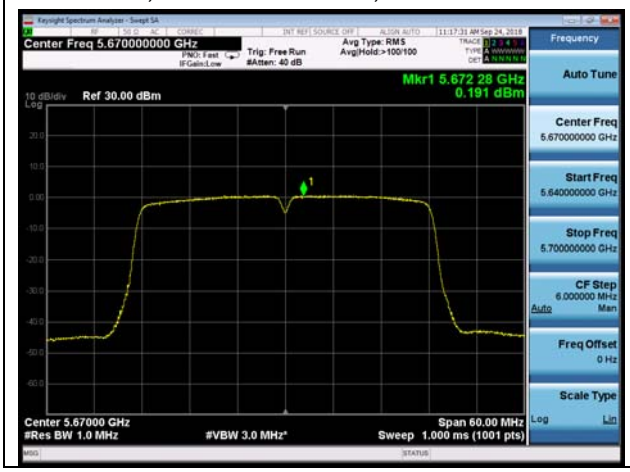

This report shall not be reproduced except in full, without the written approval of TA Technology (Shanghai) Co., Ltd.

U-NII-3, 802.11a, Channel No.: 149

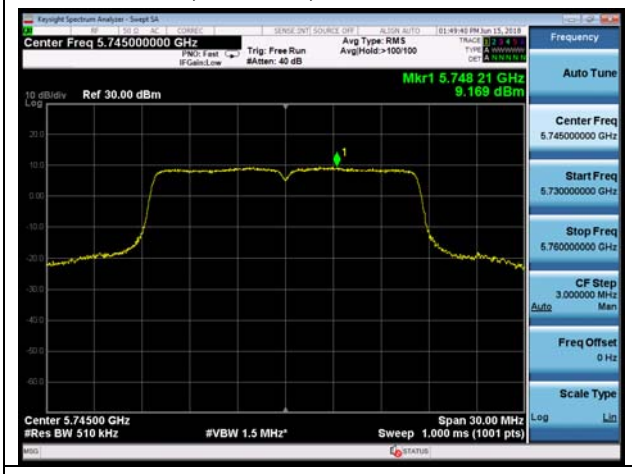

U-NII-3, 802.11n HT20, Channel No.: 149

U-NII-3, 802.11a, Channel No.: 157

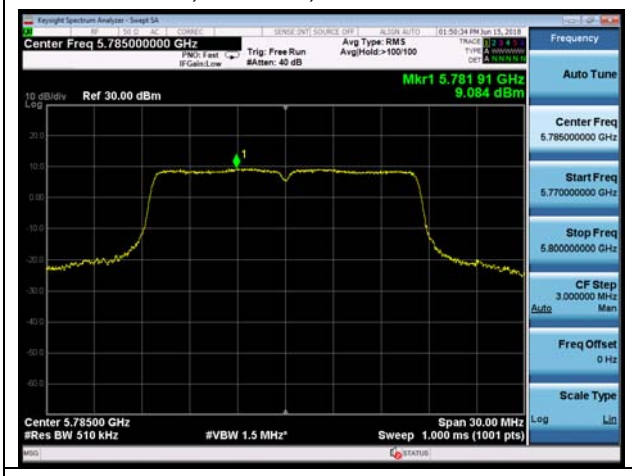

U-NII-3, 802.11n HT20, Channel No.: 157

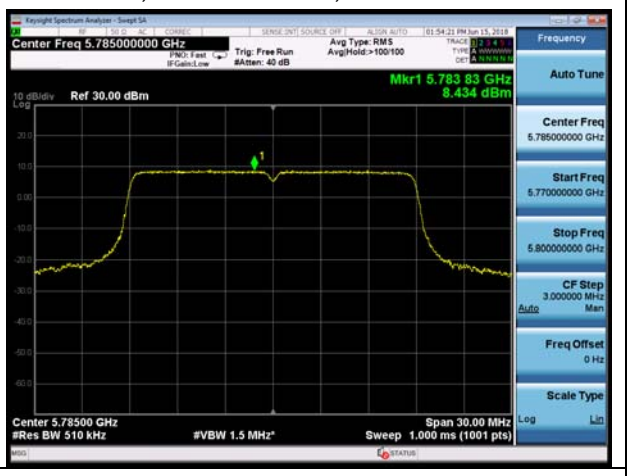

U-NII-3, 802.11a, Channel No.: 165

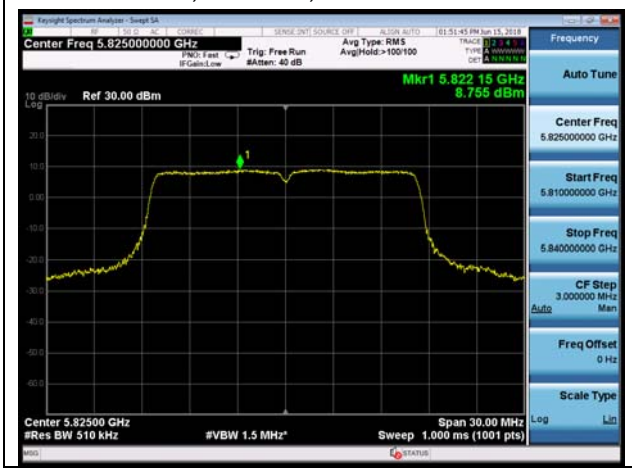

U-NII-3, 802.11n HT20, Channel No.: 165

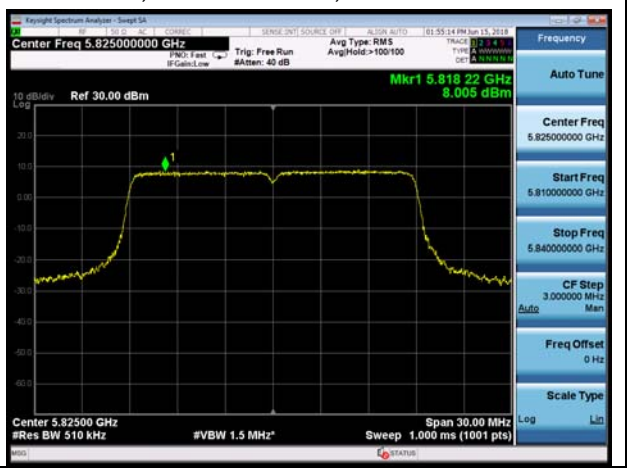

This report shall not be reproduced except in full, without the written approval of TA Technology (Shanghai) Co., Ltd.

U-NII-3, 802.11n HT40, Channel No.: 151

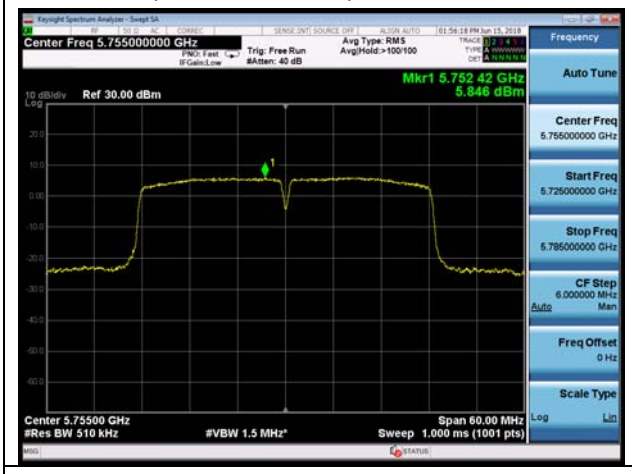

U-NII-3, 802.11ac VHT20, Channel No.: 149

U-NII-3, 802.11n HT40, Channel No.: 159

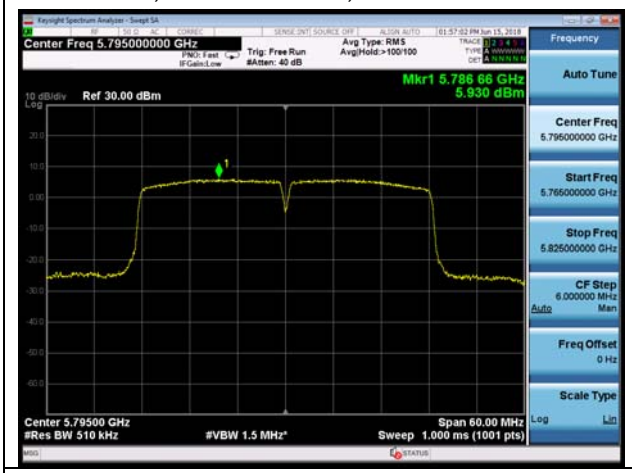

U-NII-3, 802.11ac VHT20, Channel No.: 157

U-NII-3, 802.11ac VHT40, Channel No.: 151

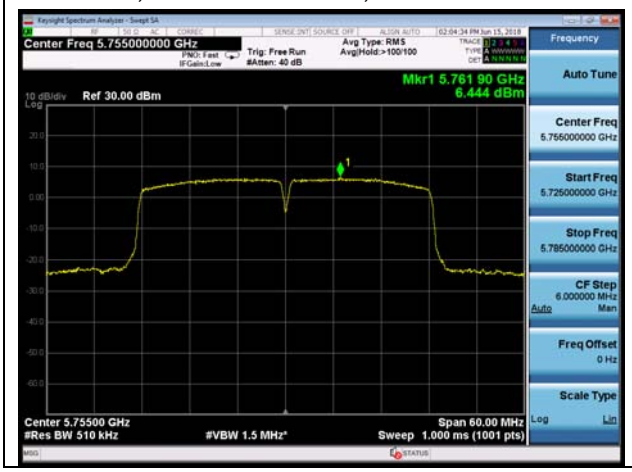

U-NII-3, 802.11ac VHT20, Channel No.: 165

This report shall not be reproduced except in full, without the written approval of TA Technology (Shanghai) Co., Ltd.

U-NII-3, 802.11ac VHT40, Channel No.: 159

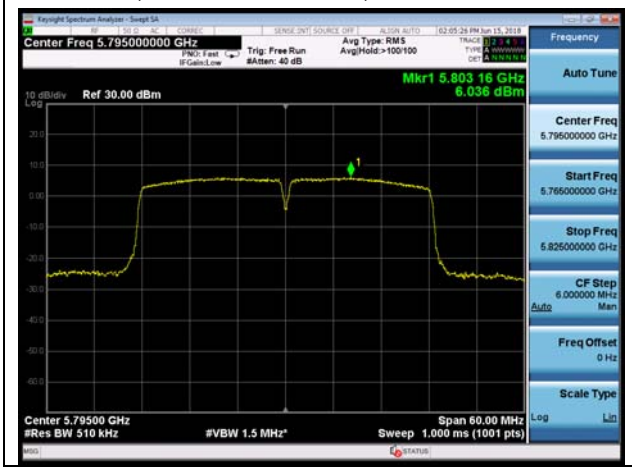

U-NII-3, 802.11ac VHT80, Channel No.: 155

This report shall not be reproduced except in full, without the written approval of TA Technology (Shanghai) Co., Ltd.

5.5. Unwanted Emission

Ambient condition

Temperature	Relative humidity	Pressure
23°C ~25°C	45%~50%	101.5kPa

Method of Measurement

The test set-up was made in accordance to the general provisions of ANSI C63.10-2013. The Equipment Under Test (EUT) was set up on a non-conductive table in the semi-anechoic chamber. The test was performed at the distance of 3 m between the EUT and the receiving antenna. The radiated emissions measurements were made in a typical installation configuration.
Sweep the whole frequency band range from 9kHz to the 10th harmonic of the carrier, and the emissions less than 20 dB below the permissible value are reported.

During the test, the height of receive antenna shall be moved from 1 to 4 meters, and the antenna shall be performed under horizontal and vertical polarization. The turntable shall be rotated from 0 to 360 degrees for detecting the maximum of radiated spurious signal level. The measurements shall be repeated with orthogonal polarization of the test antenna. The data of cable loss and antenna factor has been calibrated in full testing frequency range before the testing.
Set the spectrum analyzer in the following:
Below 1GHz (detector: Peak and Quasi-Peak)
RBW=100kHz / VBW=300kHz / Sweep=AUTO
Above 1GHz (detector: Peak):
I) Peak emission levels are measured by setting the instrument as follows:
1) RBW = 1 MHz.
2) VBW ≥ [3 × RBW]
3) Detector = peak.
4) Sweep time = auto.
5) Trace mode = max hold.
6) Allow sweeps to continue until the trace stabilizes. Note that if the transmission is not continuous, then the time required for the trace to stabilize will increase by a factor of approximately 1 / D, where D is the duty cycle.

II) Average emission levels are measured by setting the instrument as follows:
a) RBW = 1 MHz.
b) VBW ≥ [3 × RBW].
c) Detector = RMS (power averaging), if [span / (# of points in sweep)] ≤ RBW / 2. Satisfying this condition can require increasing the number of points in the sweep or reducing the span. If the condition is not satisfied, then the detector mode shall be set to peak.
d) Averaging type = power (i.e., rms) (As an alternative, the detector and averaging type may be set for linear voltage averaging. Some instruments require linear display mode to use linear voltage averaging. Log or dB averaging shall not be used.)

This report shall not be reproduced except in full, without the written approval of TA Technology (Shanghai) Co., Ltd.

e) Sweep time = auto.

f) Perform a trace average of at least 100 traces if the transmission is continuous. If the transmission is not continuous, then the number of traces shall be increased by a factor of 1 / D, where D is the duty cycle. For example, with 50% duty cycle, at least 200 traces shall be averaged. (If a specific emission is demonstrated to be continuous—i.e., 100% duty cycle—then rather than turning ON and OFF with the transmit cycle, at least 100 traces shall be averaged.)

g) If tests are performed with the EUT transmitting at a duty cycle less than 98%, then a correction factor shall be added to the measurement results prior to comparing with the emission limit, to compute the emission level that would have been measured had the test been performed at 100% duty cycle. The correction factor is computed as follows:

1) If power averaging (rms) mode was used in the preceding step e), then the correction factor is [10 log (1 / D)], where D is the duty cycle. For example, if the transmit duty cycle was 50%, then 3 dB shall be added to the measured emission levels.

2) If linear voltage averaging mode was used in the preceding step e), then the correction factor is [20 log (1 / D)], where D is the duty cycle. For example, if the transmit duty cycle was 50%, then 6 dB shall be added to the measured emission levels.

3) If a specific emission is demonstrated to be continuous (100% duty cycle) rather than turning ON and OFF with the transmit cycle, then no duty cycle correction is required for that emission.

The field strength of spurious emission was measured in the following position: EUT stand-up position (Z axis), lie-down position (X, Y axis). The worst emission was found in lie-down position (X axis) and the antenna is vertical.

The test is in transmitting mode.

This report shall not be reproduced except in full, without the written approval of TA Technology (Shanghai) Co., Ltd.

9KHz~~~30MHz

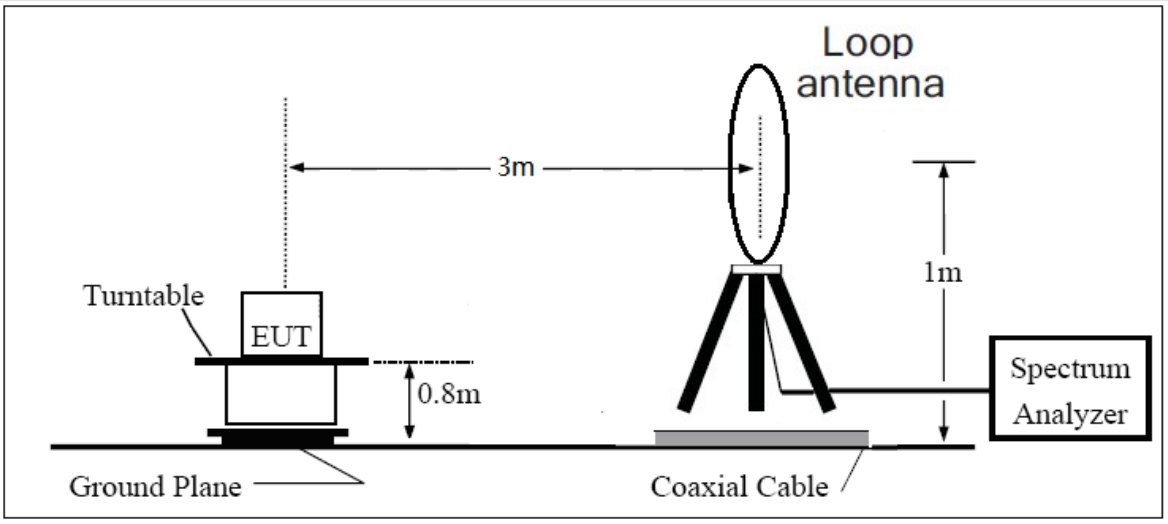

30MHz~~~ 1GHz

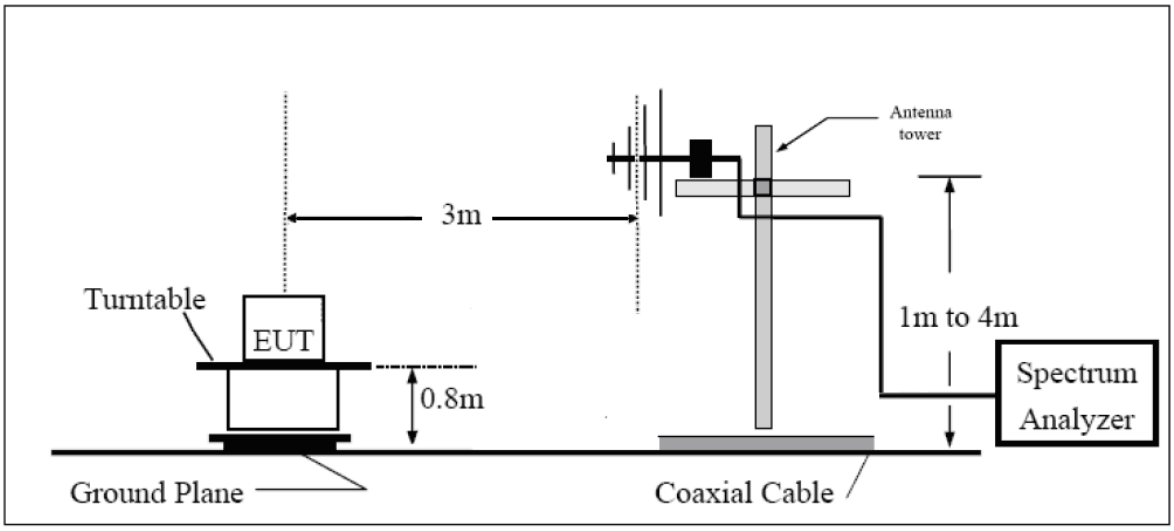

Above 1GHz

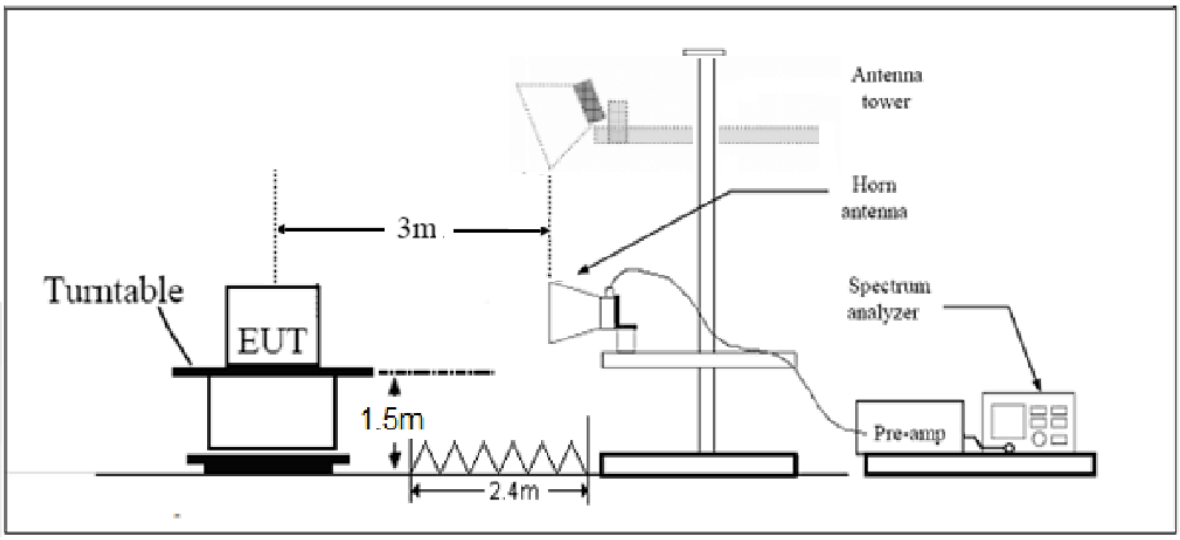

Note: Area side:2.4mX3.6m

This report shall not be reproduced except in full, without the written approval of TA Technology (Shanghai) Co., Ltd.

Limits

(1) For transmitters operating in the 5725-5850 MHz band: All emissions shall be limited to a level of −27 dBm/MHz at 75 MHz or more above or below the band edge increasing linearly to 10 dBm/MHz at 25 MHz above or below the band edge, and from 25 MHz above or below the band edge increasing linearly to a level of 15.6 dBm/MHz at 5 MHz above or below the band edge, and from 5 MHz above or below the band edge increasing linearly to a level of 27 dBm/MHz at the band edge.

(2) For transmitters operating in the 5.15-5.25 GHz band: All emissions outside of the 5.15-5.35 GHz band shall not exceed an e.i.r.p. of −27 dBm/MHz(68.2dBμV/m).

(3) For transmitters operating in the 5.25-5.35 GHz band: All emissions outside of the 5.15-5.35 GHz band shall not exceed an e.i.r.p. of −27 dBm/MHz(68.2dBμV/m).

(4) For transmitters operating in the 5.47-5.725 GHz band: All emissions outside of the 5.47-5.725 GHz band shall not exceed an e.i.r.p. of −27 dBm/MHz(68.2dBμV/m).

Note: the following formula is used to convert the EIRP to field strength

§1、E[dBμV/m] = EIRP[dBm] - 20 log(d[meters]) + 104.77, where E = field strength and

d = distance at which field strength limit is specified in the rules;

§2、E[dBμV/m] = EIRP[dBm] + 95.2, for d = 3 meters

(5) Unwanted spurious emissions fallen in restricted bands per FCC Part15.205 shall comply with the general field strength limits set forth in § 15.209 as below table.

Frequency of emission (MHz)	Field strength(uV/m)	Field strength(dBuV/m)
0.009–0.490	2400/F(kHz)	/
0.490–1.705	24000/F(kHz)	/
1.705–30.0	30	/
30-88	100	40
88-216	150	43.5
216-960	200	46
Above960	500	54

This report shall not be reproduced except in full, without the written approval of TA Technology (Shanghai) Co., Ltd.

MHz	MHz	MHz	GHz
0.090 - 0.110	16.42 - 16.423	399.9 - 410	4.5 - 5.15
[1]0.495 - 0.505	16.69475 - 16.69525	608 - 614	5.35 - 5.46
2.1735 - 2.1905	16.80425 - 16.80475	960 - 1240	7.25 - 7.75
4.125 - 4.128	25.5 - 25.67	1300 - 1427	8.025 - 8.5
4.17725 - 4.17775	37.5 - 38.25	1435 - 1626.5	9.0 - 9.2
4.20725 - 4.20775	73 - 74.6	1645.5 - 1646.5	9.3 - 9.5
6.215 - 6.218	74.8 - 75.2	1660 - 1710	10.6 - 12.7
6.26775 - 6.26825	108 - 121.94	1718.8 - 1722.2	13.25 - 13.4
6.31175 - 6.31225	123 - 138	2200 - 2300	14.47 - 14.5
8.291 - 8.294	149.9 - 150.05	2310 - 2390	15.35 - 16.2
8.362 - 8.366	156.52475 - 156.52525	2483.5 - 2500	17.7 - 21.4
8.37625 - 8.38675	156.7 - 156.9	2690 - 2900	22.01 - 23.12
8.41425 - 8.41475	162.0125 - 167.17	3260 - 3267	23.6 - 24.0
12.29 - 12.293	167.72 - 173.2	3332 - 3339	31.2 - 31.8
12.51975 - 12.52025	240 - 285	3345.8 - 3358	36.43 - 36.5
12.57675 - 12.57725	322 - 335.4	3600 - 4400	([2])
13.36 - 13.41			

Measurement Uncertainty

The assessed measurement uncertainty to ensure 95% confidence level for the normal distribution is with the coverage factor *k* = 1.96.

Frequency	Uncertainty
9KHz-30MHz	3.55 dB
30MHz-200MHz	4.19 dB
200MHz-1GHz	3.63 dB
1GHz-26.5G	3.68 dB
26.5G-40GHz	4.76dB

This report shall not be reproduced except in full, without the written approval of TA Technology (Shanghai) Co., Ltd.

Test Results:

The signal beyond the limit is carrier.

MIMO U-NII-1

802.11a-Channel 36: Peak	802.11a-Channel 48: Peak
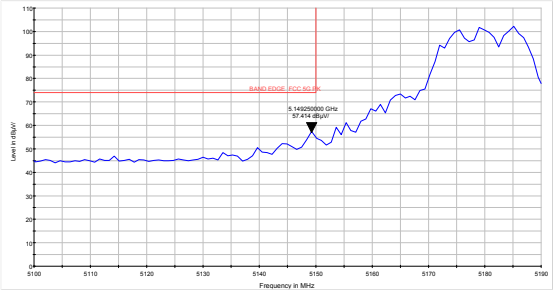	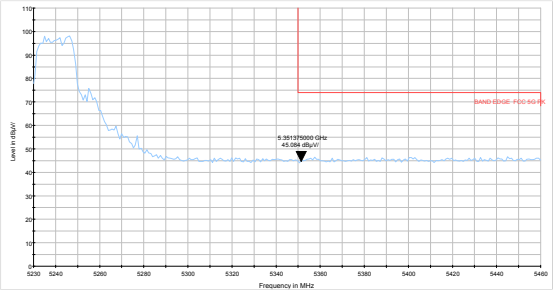
802.11a-Channel 36: Average	**802.11a-Channel 48: Average**
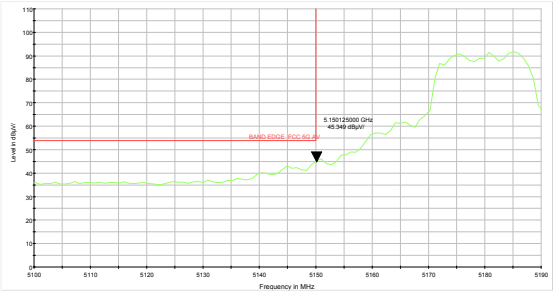	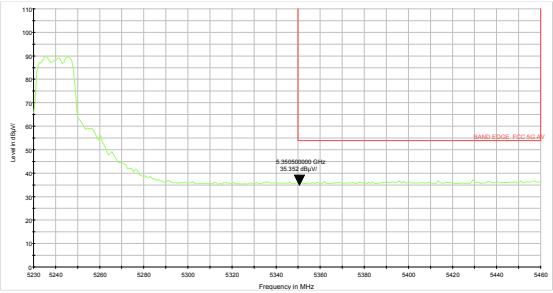
802.11n HT20-Channel 36: Peak	**802.11n HT20-Channel 48: Peak**
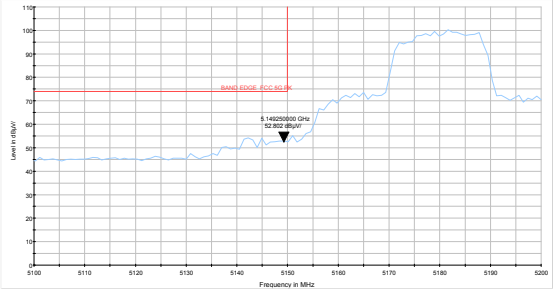	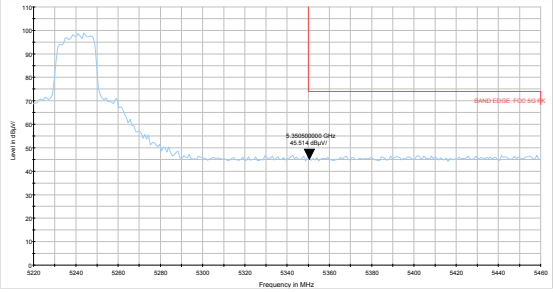
802.11n HT20-Channel 36: Average	**802.11n HT20-Channel 48: Average**
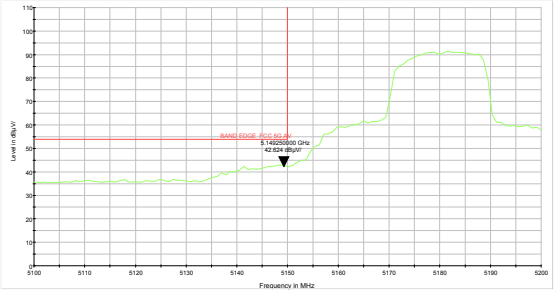	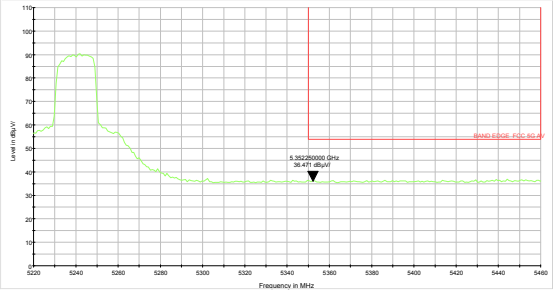

This report shall not be reproduced except in full, without the written approval of TA Technology (Shanghai) Co., Ltd.

802.11n HT40-Channel 38: Peak	802.11ac VHT80 –Channel 42: Peak
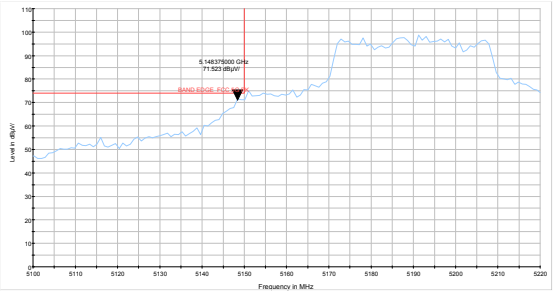	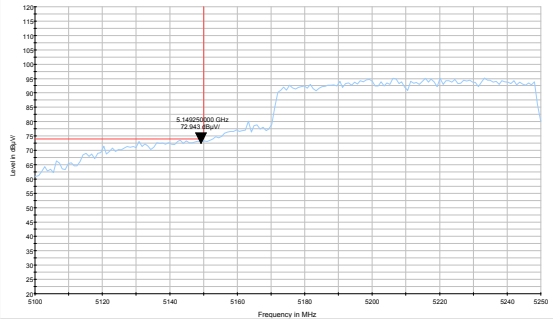
802.11n HT40-Channel 38: Average	**802.11ac VHT80- Channel 42: Average**
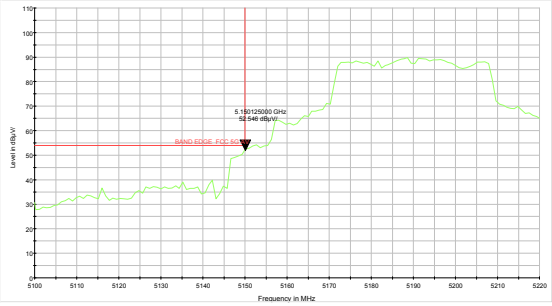	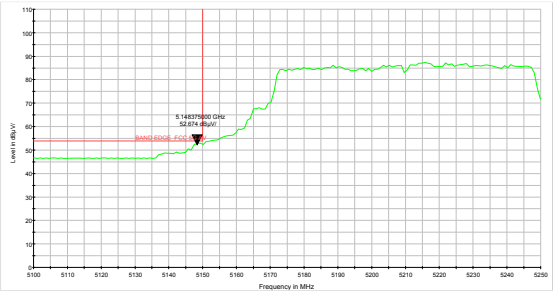

This report shall not be reproduced except in full, without the written approval of TA Technology (Shanghai) Co., Ltd.

U-NII-2A

802.11a-Channel 52: Peak

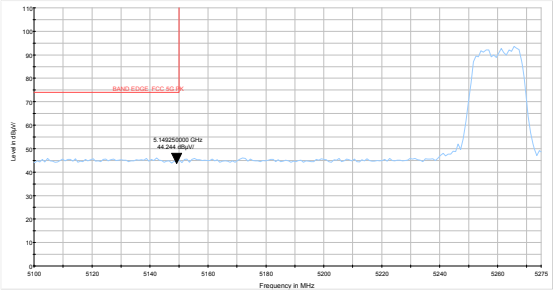

802.11a-Channel 64: Peak

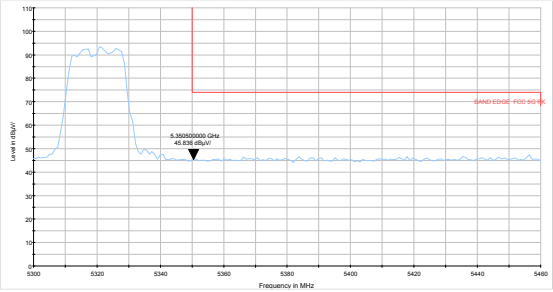

802.11a-Channel 52: Average

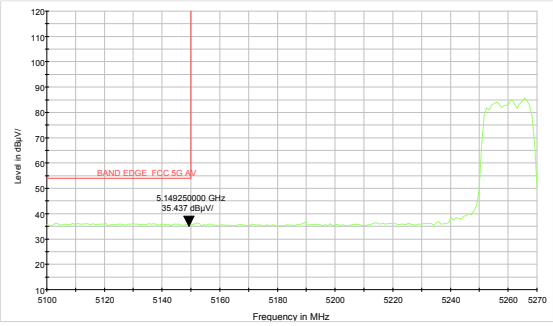

802.11a-Channel 64: Average

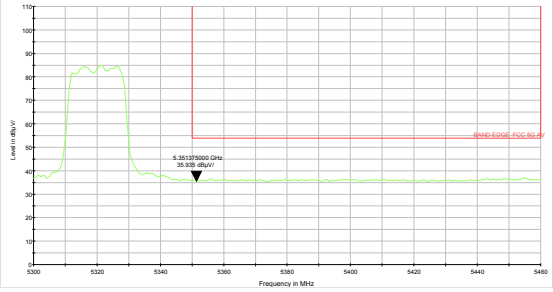

802.11n HT20-Channel 52: Peak

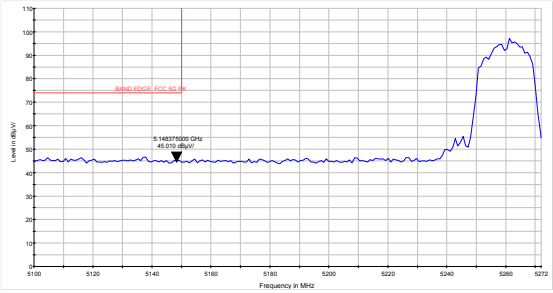

802.11n HT20-Channel 64: Peak

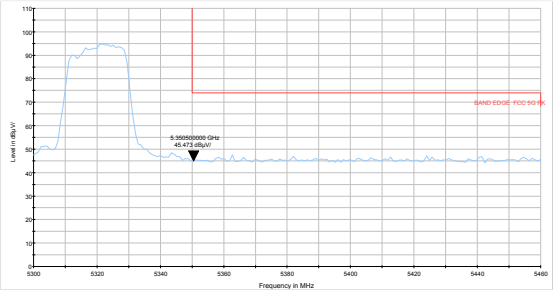

802.11n HT20-Channel 52: Average

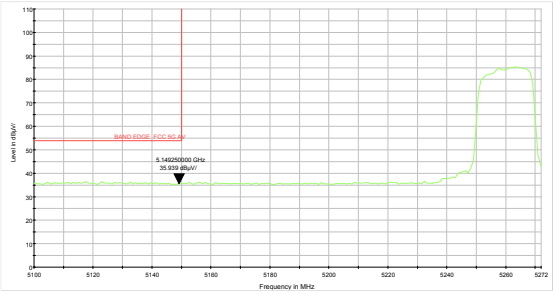

802.11n HT20-Channel 64: Average

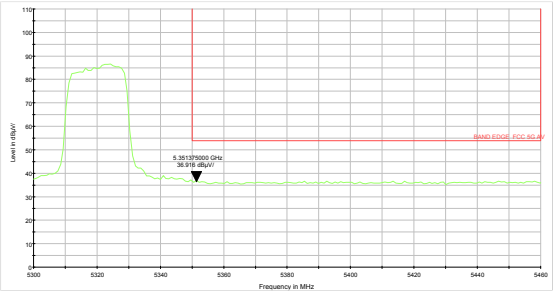

This report shall not be reproduced except in full, without the written approval of TA Technology (Shanghai) Co., Ltd.

802.11n HT40-Channel 54: Peak	802.11n HT40-Channel 62: Peak
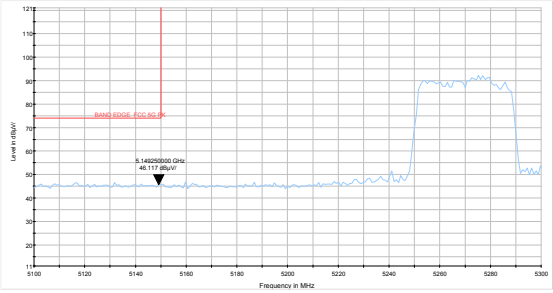	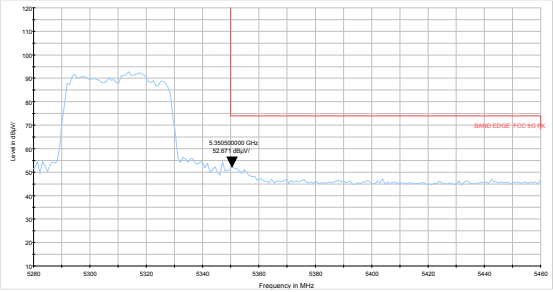
802.11n HT40-Channel 54: Average	**802.11n HT40-Channel 62: Average**
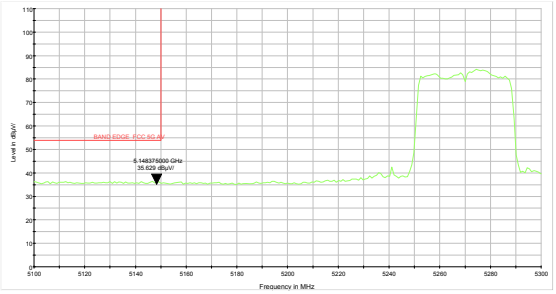	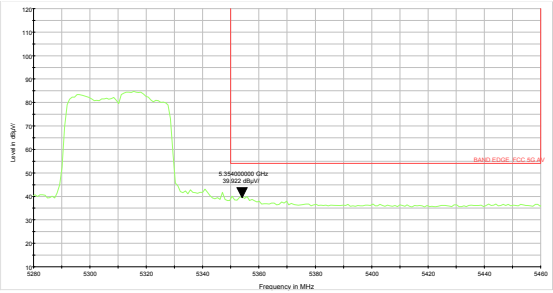
802.11ac VHT80 –Channel 58: Peak	**802.11ac VHT80- Channel 58: Average**
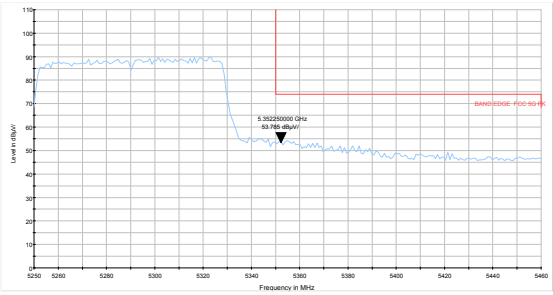	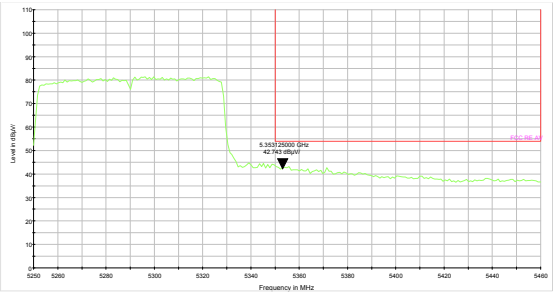

This report shall not be reproduced except in full, without the written approval of TA Technology (Shanghai) Co., Ltd.

U-NII-2C

802.11a-Channel 100: Peak

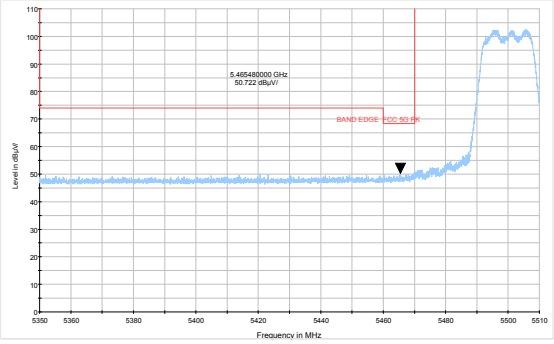

802.11n HT20-Channel 100: Peak

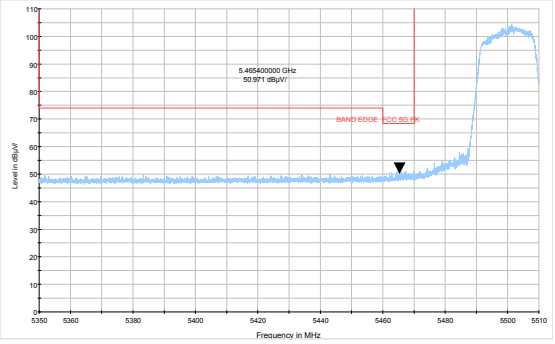

802.11a-Channel 100: Average

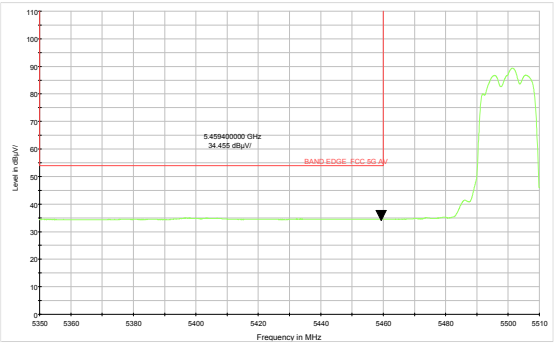

802.11n HT20-Channel 100: Average

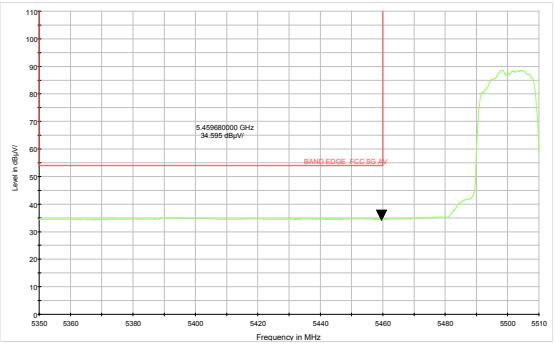

802.11a-Channel 140: Peak

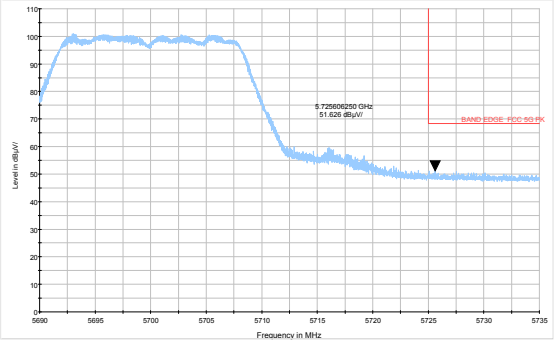

802.11n HT20-Channel 140: Peak

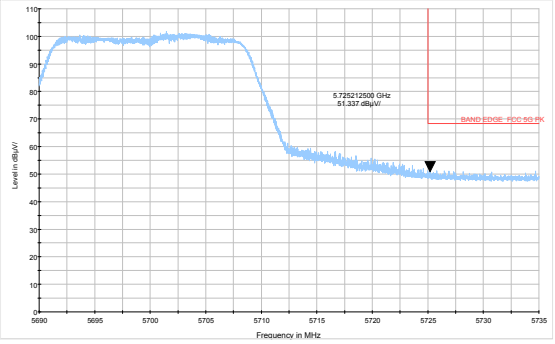

This report shall not be reproduced except in full, without the written approval of TA Technology (Shanghai) Co., Ltd.

802.11n HT40-Channel 102: Peak

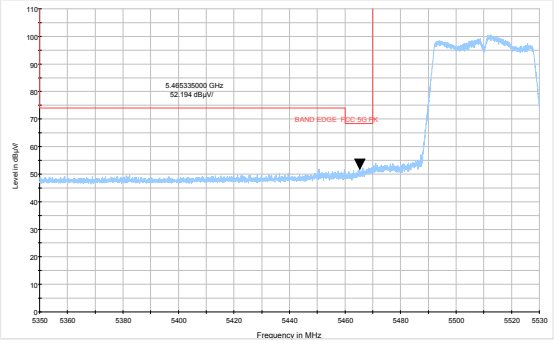

802.11ac VHT80 –Channel 106: Peak

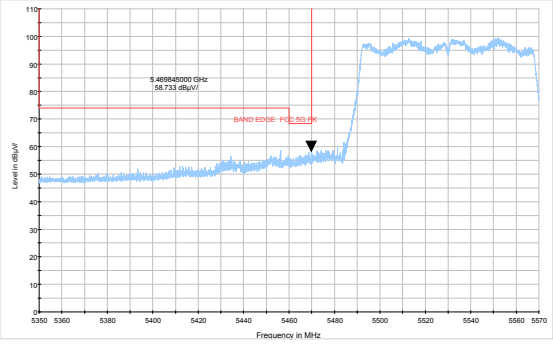

802.11n HT40-Channel 102: Average

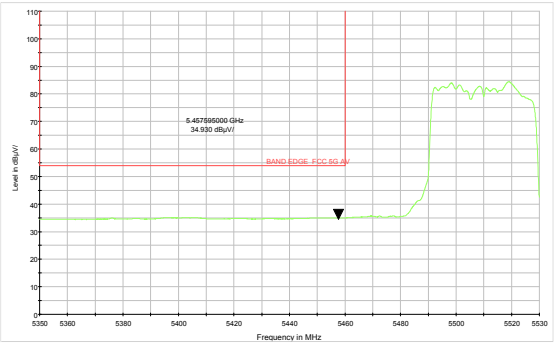

802.11ac VHT80- Channel 106: Average

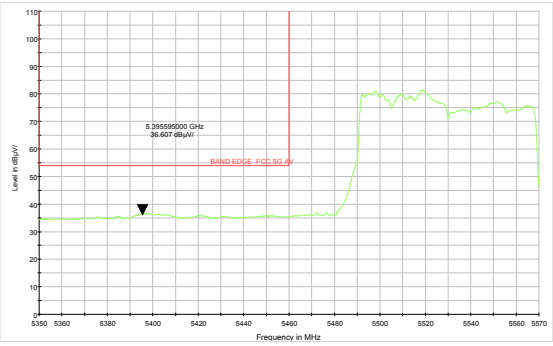

802.11n HT40-Channel 134: Peak

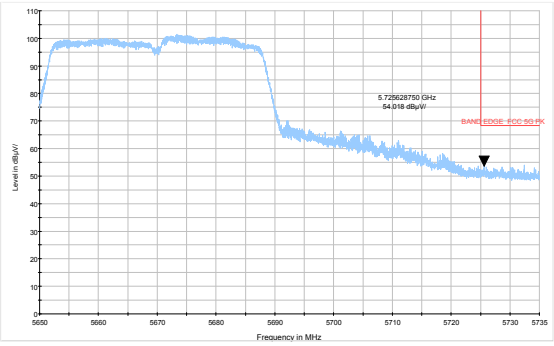

This report shall not be reproduced except in full, without the written approval of TA Technology (Shanghai) Co., Ltd.

U-NII-3

802.11a-Channel 149: Peak

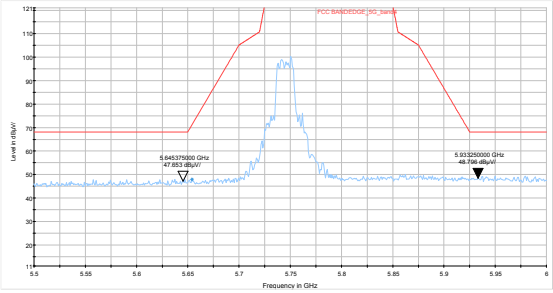

802.11a-Channel 165: Peak

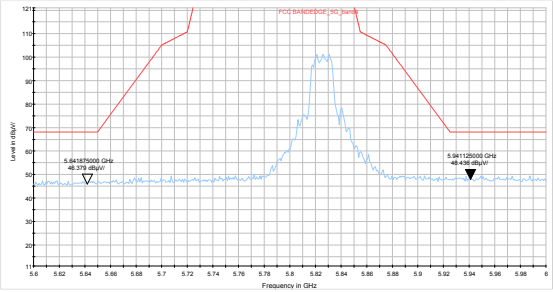

802.11n HT20-Channel 149: Peak

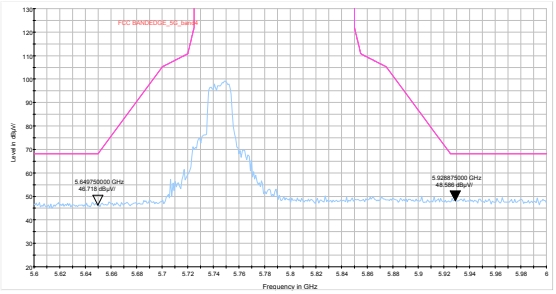

802.11n HT20-Channel 165: Peak

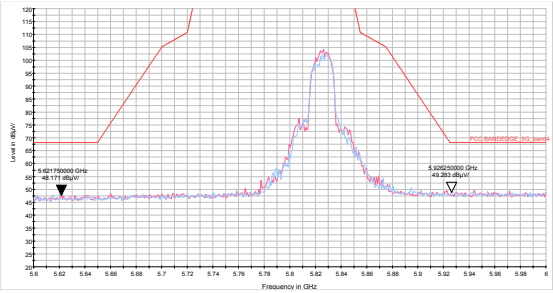

802.11n HT40-Channel 151: Peak

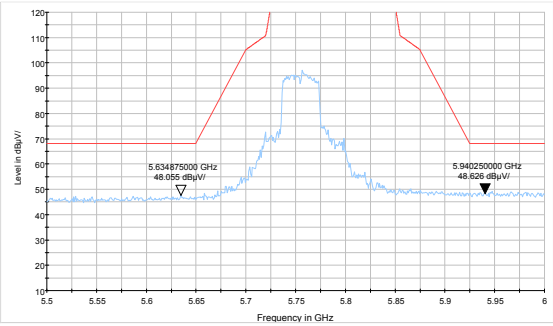

802.11n HT40-Channel 159: Peak

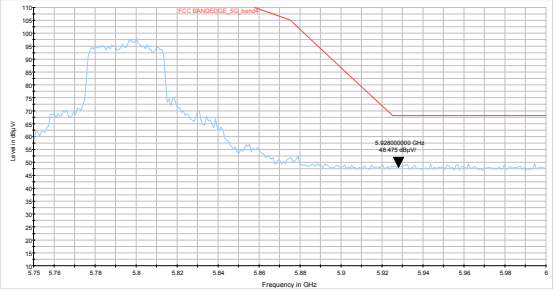

802.11ac VHT80- Channel 155: Peak

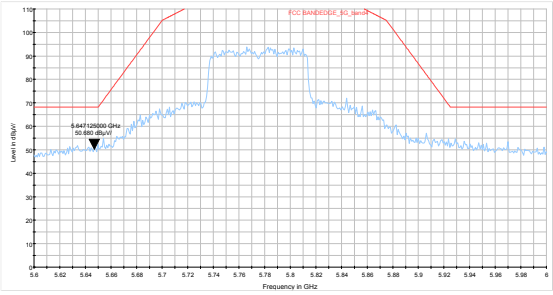

This report shall not be reproduced except in full, without the written approval of TA Technology (Shanghai) Co., Ltd.

Result of RE

Test result

Sweep the whole frequency band through the range from 9kHz to the 10th harmonic of the carrier, the Emissions in the frequency band 9kHz-30MHz and 18GHz-40GHz are more than 20dB below the limit are not reported.

After the pretest, MIMO was selected as the worst antenna.

During the test, the Radiates Emission from 30MHz to 1GHz was performed in all modes with all channels, 802.11a, Channel 36 are selected as the worst condition. The test data of the worst-case condition was recorded in this report.

Continuous TX mode:

FCC RE 0.03-1GHz QP Class B

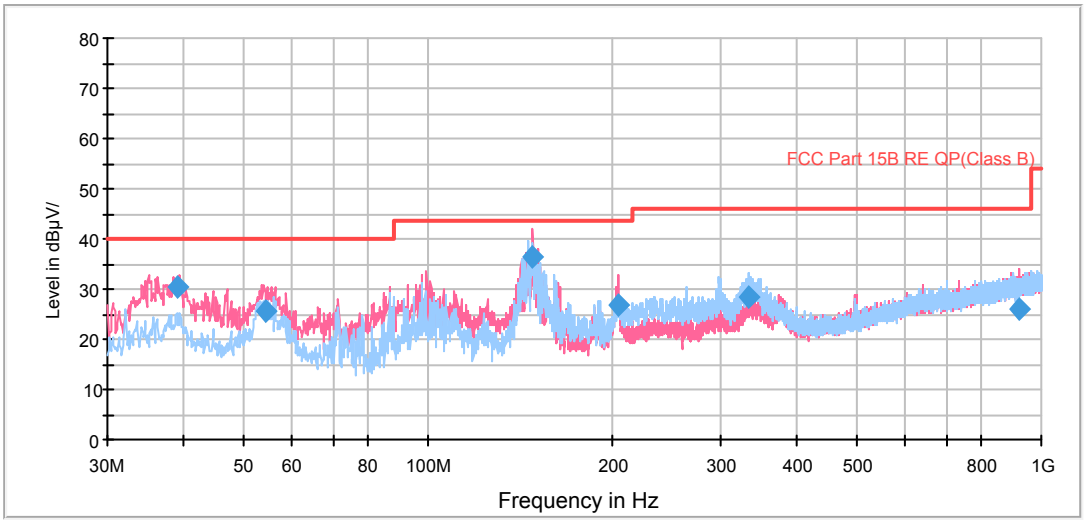

Radiates Emission from 30MHz to 1GHz

Frequency (MHz)	Quasi-Peak (dBuV/m)	Reading value (dBuV/m)	Height (cm)	Polarization	Azimuth (deg)	Correct Factor (dB)	Margin (dB)	Limit (dBuV/m)
38.937500	30.5	17.5	100.0	V	12.0	13.0	9.5	40.0
54.168750	25.6	12.7	100.0	V	98.0	12.9	14.4	40.0
148.340000	36.3	27.2	100.0	V	25.0	9.1	7.2	43.5
204.073750	26.7	14.5	100.0	V	226.0	12.2	16.8	43.5
332.918750	28.4	11.8	114.0	H	108.0	16.6	17.6	46.0
917.593750	25.9	-1.1	175.0	V	299.0	27.0	20.1	46.0

Remark: 1. Quasi-Peak = Reading value + Correction factor

2. Correction Factor = Antenna factor+ Insertion loss(cable loss+amplifier gain)

3. Margin = Limit – Quasi-Peak

This report shall not be reproduced except in full, without the written approval of TA Technology (Shanghai) Co., Ltd.

802.11a CH36

FCC RE 1G-18GHz PK+AV Class B

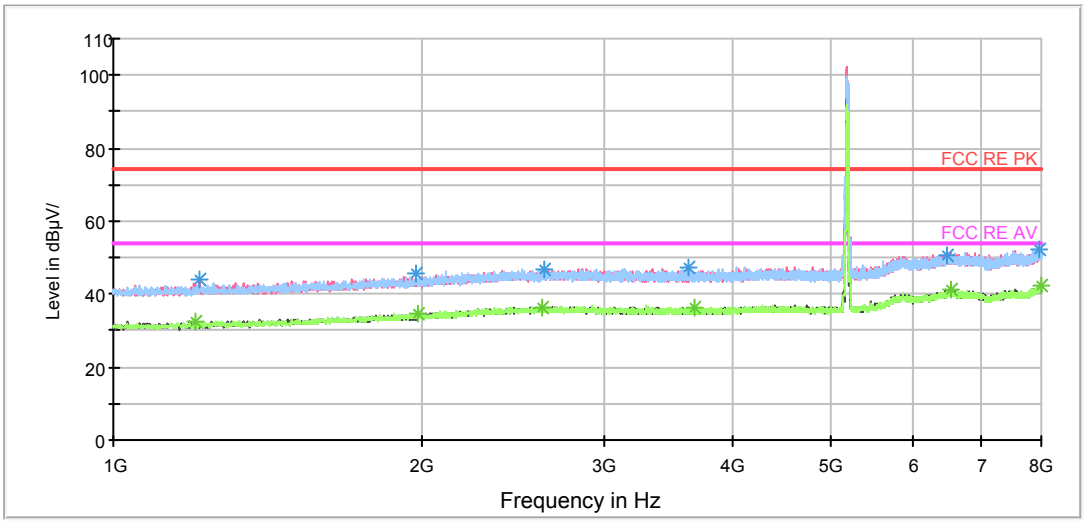

Radiates Emission from 1GHz to 8GHz

Note: The signal beyond the limit is carrier.

FCC RE 1G-18GHz PK+AV Class B

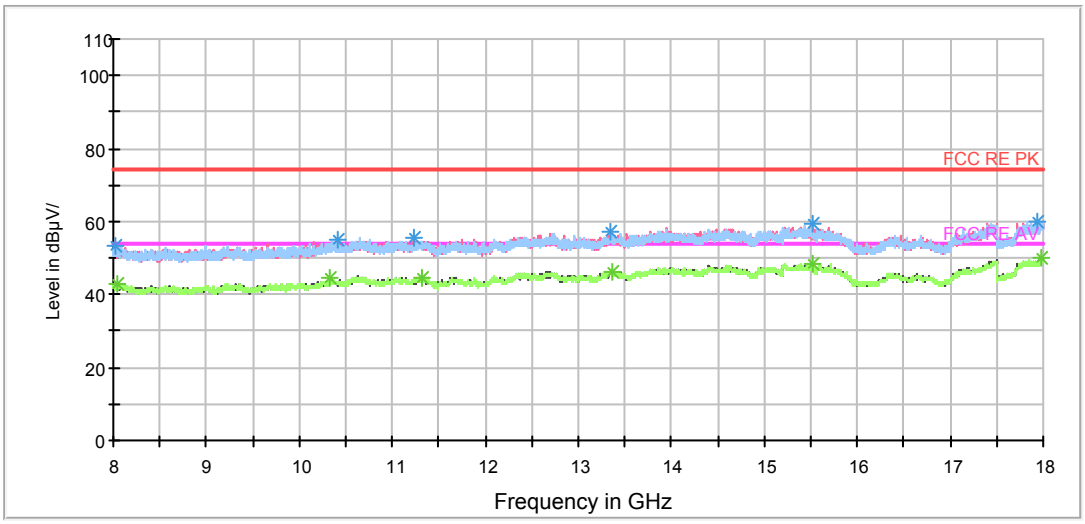

Radiates Emission from 8GHz to 18GHz

This report shall not be reproduced except in full, without the written approval of TA Technology (Shanghai) Co., Ltd.

Frequency (MHz)	Peak (dBuV/m)	Height (cm)	Polarization	Azimuth (deg)	Reading value (dBuV/m)	Correct Factor (dB)	Margin (dB)	Limit (dBuV/m)
1213.500000	43.8	100.0	V	250.0	51.9	-8.1	30.2	74
1973.000000	45.4	200.0	H	284.0	49.1	-3.7	28.6	74
2623.125000	46.7	100.0	V	359.0	47.4	-0.7	27.3	74
3632.000000	47.2	100.0	V	76.0	47.0	0.2	26.8	74
6486.250000	50.8	100.0	V	341.0	43.6	7.2	23.2	74
7955.375000	52.3	100.0	V	359.0	42.3	10.0	21.7	74

Remark: 1. Correction Factor = Antenna factor+ Insertion loss (cable loss + amplifier gain)

Frequency (MHz)	Average (dBuV/m)	Height (cm)	Polarization	Azimuth (deg)	Reading value (dBuV/m)	Correct Factor (dB)	Margin (dB)	Limit (dBuV/m)
1202.125000	32.3	200.0	V	20.0	40.5	-8.2	21.7	54
1974.750000	34.5	200.0	V	0.0	38.2	-3.7	19.5	54
2619.625000	36.4	100.0	V	122.0	37.2	-0.8	17.6	54
3672.250000	36.5	100.0	H	337.0	36.2	0.3	17.5	54
6544.875000	41.0	200.0	H	253.0	33.7	7.3	13.0	54
7999.125000	42.3	100.0	H	87.0	32.3	10.0	11.7	54

Remark: 1. Correction Factor = Antenna factor+ Insertion loss (cable loss + amplifier gain)

This report shall not be reproduced except in full, without the written approval of TA Technology (Shanghai) Co., Ltd.

802.11a CH40

FCC RE 1G-18GHz PK+AV Class B

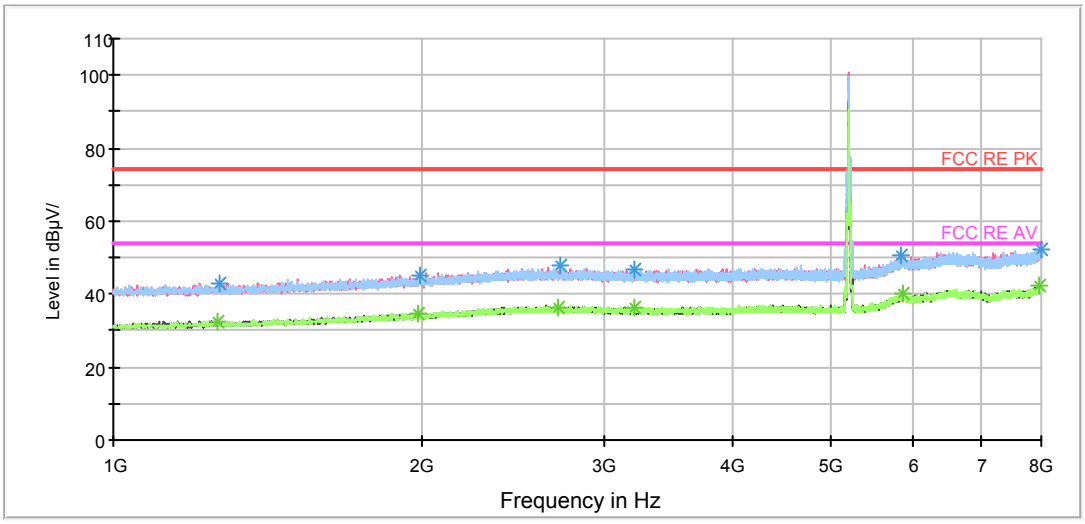

Radiates Emission from 1GHz to 8GHz

Note: The signal beyond the limit is carrier.

FCC RE 1G-18GHz PK+AV Class B

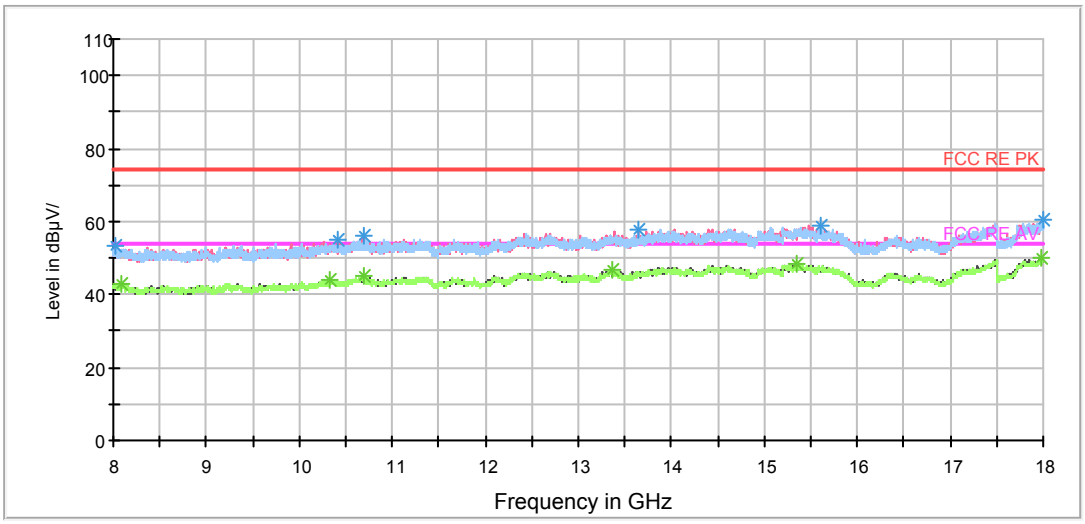

Radiates Emission from 8GHz to 18GHz

This report shall not be reproduced except in full, without the written approval of TA Technology (Shanghai) Co., Ltd.

Frequency (MHz)	Peak (dBuV/m)	Height (cm)	Polarization	Azimuth (deg)	Reading value (dBuV/m)	Correct Factor (dB)	Margin (dB)	Limit (dBuV/m)
1266.875000	43.1	100.0	V	133.0	50.9	-7.8	30.9	74
1985.250000	44.9	100.0	V	0.0	48.5	-3.6	29.1	74
2722.875000	48.1	100.0	H	225.0	48.6	-0.5	25.9	74
3212.875000	47.0	200.0	V	48.0	47.1	-0.1	27.0	74
5844.000000	50.6	200.0	V	59.0	45.1	5.5	23.4	74
7999.125000	52.2	100.0	V	352.0	42.2	10.0	21.8	74

Remark: 1. Correction Factor = Antenna factor+ Insertion loss (cable loss + amplifier gain)

Frequency (MHz)	Average (dBuV/m)	Height (cm)	Polarization	Azimuth (deg)	Reading value (dBuV/m)	Correct Factor (dB)	Margin (dB)	Limit (dBuV/m)
1260.750000	32.2	100.0	V	306.0	40.0	-7.8	21.8	54
1980.875000	34.6	200.0	V	351.0	38.2	-3.6	19.4	54
2715.000000	36.4	200.0	V	1.0	37.0	-0.6	17.6	54
3220.750000	36.3	200.0	V	217.0	36.4	-0.1	17.7	54
5872.000000	40.0	100.0	V	166.0	34.2	5.8	14.0	54
7972.875000	42.2	200.0	H	201.0	32.2	10.0	11.8	54

Remark: 1. Correction Factor = Antenna factor+ Insertion loss (cable loss + amplifier gain)

This report shall not be reproduced except in full, without the written approval of TA Technology (Shanghai) Co., Ltd.

802.11a CH48

FCC RE 1G-18GHz PK+AV Class B

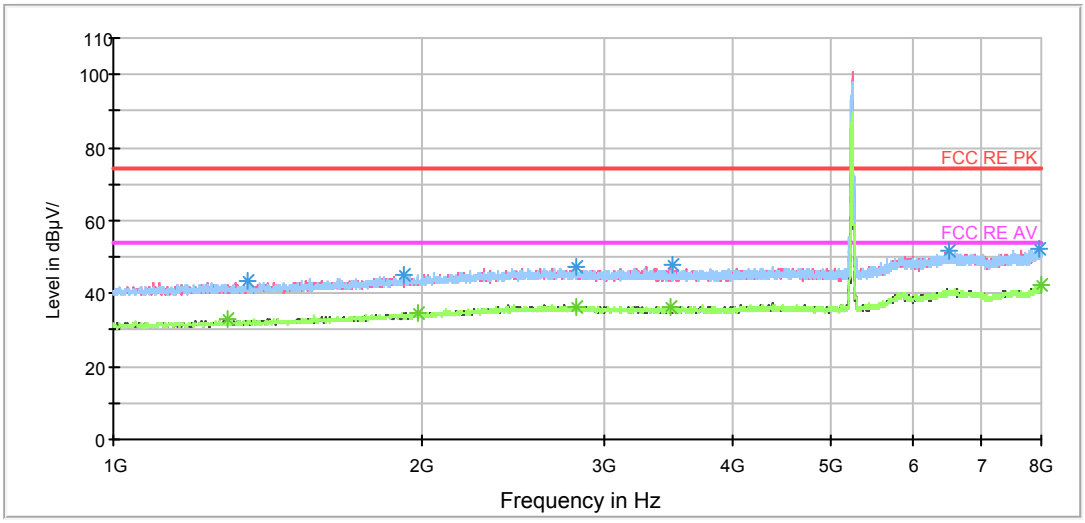

Radiates Emission from 1GHz to 8GHz

Note: The signal beyond the limit is carrier.

FCC RE 1G-18GHz PK+AV Class B

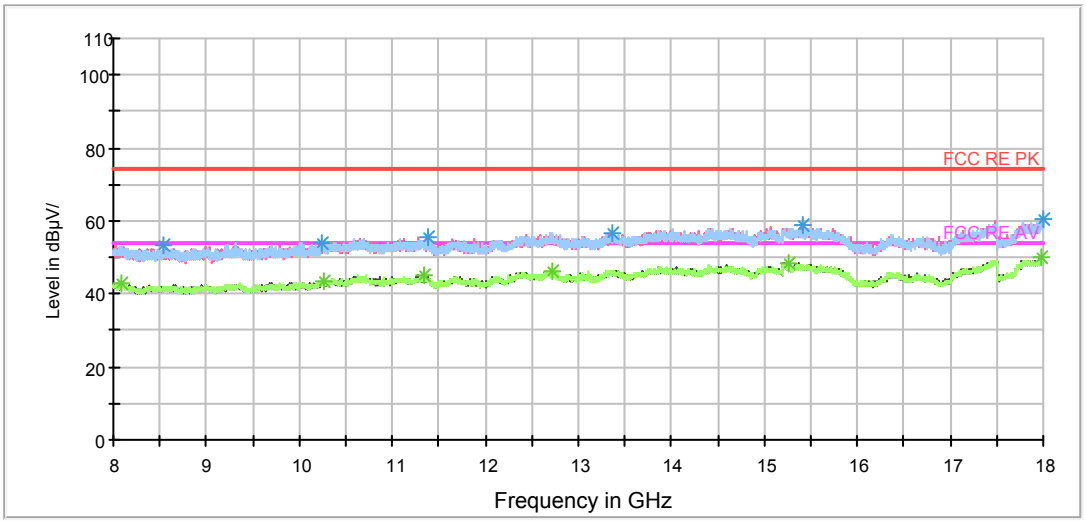

Radiates Emission from 8GHz to 18GHz

This report shall not be reproduced except in full, without the written approval of TA Technology (Shanghai) Co., Ltd.

Frequency (MHz)	Peak (dBuV/m)	Height (cm)	Polarization	Azimuth (deg)	Reading value (dBuV/m)	Correct Factor (dB)	Margin (dB)	Limit (dBuV/m)
1350.000000	43.3	200.0	H	348.0	50.6	-7.3	30.7	74
1920.500000	44.9	200.0	H	348.0	48.7	-3.8	29.1	74
2827.000000	47.1	200.0	V	0.0	47.5	-0.4	26.9	74
3500.750000	47.6	100.0	H	7.0	47.5	0.1	26.4	74
6494.125000	51.7	100.0	H	3.0	44.4	7.3	22.3	74
7976.375000	52.3	200.0	H	352.0	42.3	10.0	21.7	74

Remark: 1. Correction Factor = Antenna factor+ Insertion loss (cable loss + amplifier gain)

Frequency (MHz)	Average (dBuV/m)	Height (cm)	Polarization	Azimuth (deg)	Reading value (dBuV/m)	Correct Factor (dB)	Margin (dB)	Limit (dBuV/m)
1294.000000	33.0	200.0	V	109.0	40.6	-7.6	21.0	54
1974.750000	34.5	200.0	V	152.0	38.2	-3.7	19.5	54
2817.375000	36.3	100.0	V	0.0	36.7	-0.4	17.7	54
3492.875000	36.4	200.0	H	352.0	36.3	0.1	17.6	54
7998.250000	42.1	200.0	H	0.0	32.1	10.0	11.9	54

Remark: 1. Correction Factor = Antenna factor+ Insertion loss (cable loss + amplifier gain)

This report shall not be reproduced except in full, without the written approval of TA Technology (Shanghai) Co., Ltd.

802.11a CH52

FCC RE 1G-18GHz PK+AV Class B

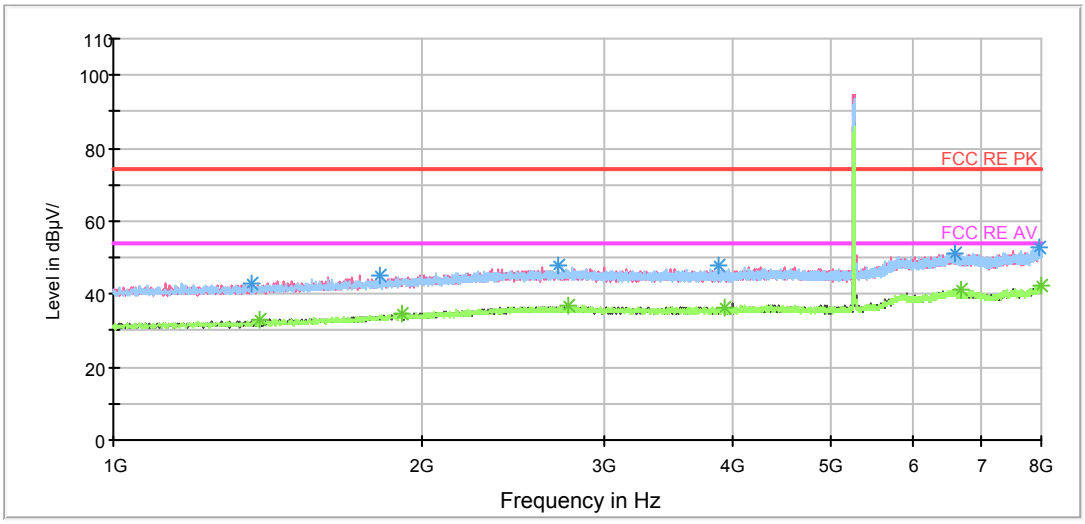

Radiates Emission from 1GHz to 8GHz

Note: The signal beyond the limit is carrier.

FCC RE 1G-18GHz PK+AV Class B

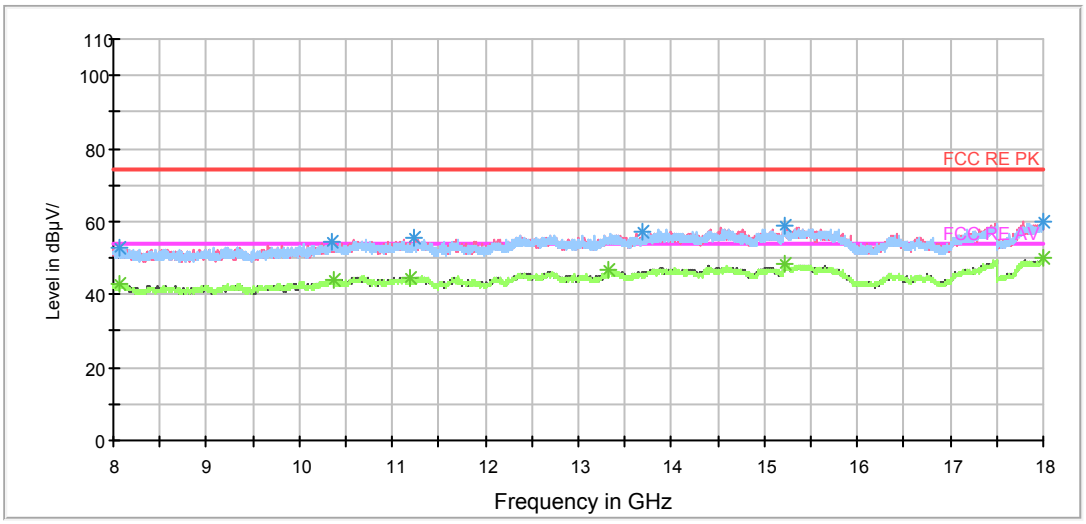

Radiates Emission from 8GHz to 18GHz

This report shall not be reproduced except in full, without the written approval of TA Technology (Shanghai) Co., Ltd.

Frequency (MHz)	Peak (dBuV/m)	Height (cm)	Polarization	Azimuth (deg)	Reading value (dBuV/m)	Correct Factor (dB)	Margin (dB)	Limit (dBuV/m)
1364.875000	42.9	100.0	H	108.0	50.1	-7.2	31.1	74
1816.375000	45.4	100.0	H	5.0	49.9	-4.5	28.6	74
2708.875000	47.8	100.0	H	24.0	48.4	-0.6	26.2	74
3882.250000	47.7	100.0	H	75.0	47.2	0.5	26.3	74
6599.125000	51.2	100.0	H	97.0	43.8	7.4	22.8	74
7953.625000	52.8	200.0	V	30.0	42.9	9.9	21.2	74

Remark: 1. Correction Factor = Antenna factor+ Insertion loss (cable loss + amplifier gain)

Frequency (MHz)	Average (dBuV/m)	Height (cm)	Polarization	Azimuth (deg)	Reading value (dBuV/m)	Correct Factor (dB)	Margin (dB)	Limit (dBuV/m)
1389.375000	32.8	100.0	V	282.0	39.9	-7.1	21.2	54
1913.500000	34.7	100.0	H	172.0	38.6	-3.9	19.3	54
2767.500000	36.9	100.0	H	215.0	37.5	-0.6	17.1	54
3934.750000	36.2	100.0	V	282.0	35.7	0.5	17.8	54
6688.375000	41.0	100.0	V	340.0	33.9	7.1	13.0	54
7995.625000	42.5	200.0	H	221.0	32.5	10.0	11.5	54

Remark: 1. Correction Factor = Antenna factor+ Insertion loss (cable loss + amplifier gain)

This report shall not be reproduced except in full, without the written approval of TA Technology (Shanghai) Co., Ltd.

802.11a CH60

FCC RE 1G-18GHz PK+AV Class B

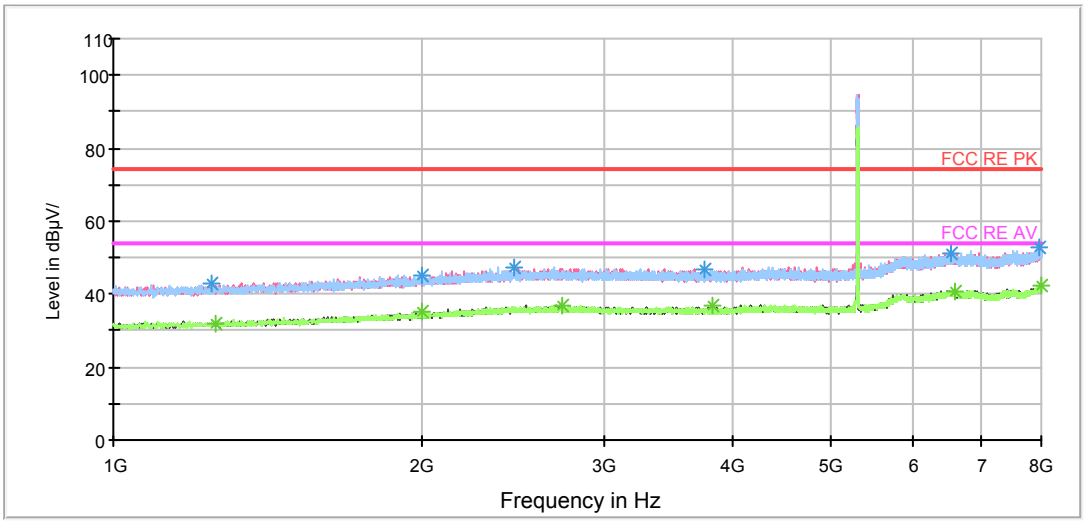

Radiates Emission from 1GHz to 8GHz

Note: The signal beyond the limit is carrier.

FCC RE 1G-18GHz PK+AV Class B

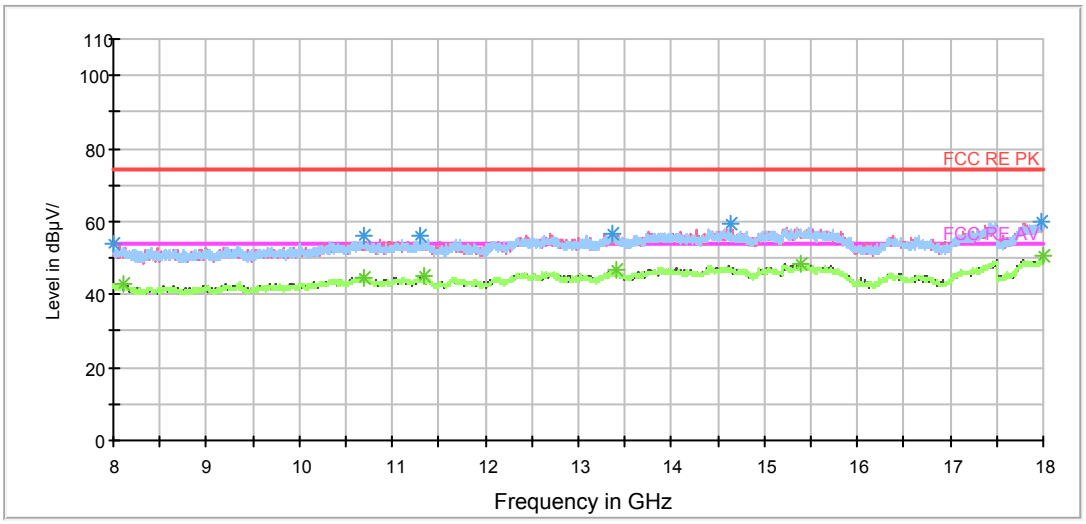

Radiates Emission from 8GHz to 18GHz

This report shall not be reproduced except in full, without the written approval of TA Technology (Shanghai) Co., Ltd.

Frequency (MHz)	Peak (dBuV/m)	Height (cm)	Polarization	Azimuth (deg)	Reading value (dBuV/m)	Correct Factor (dB)	Margin (dB)	Limit (dBuV/m)
1247.625000	43.0	200.0	H	197.0	50.9	-7.9	31.0	74
1995.750000	45.1	100.0	H	4.0	48.7	-3.6	28.9	74
2458.625000	47.5	200.0	H	352.0	48.6	-1.1	26.5	74
3757.125000	46.9	100.0	H	38.0	46.6	0.3	27.1	74
6545.750000	51.3	200.0	H	0.0	44.0	7.3	22.7	74
7979.875000	52.6	100.0	V	0.0	42.6	10.0	21.4	74

Remark: 1. Correction Factor = Antenna factor+ Insertion loss (cable loss + amplifier gain)

Frequency (MHz)	Average (dBuV/m)	Height (cm)	Polarization	Azimuth (deg)	Reading value (dBuV/m)	Correct Factor (dB)	Margin (dB)	Limit (dBuV/m)
1259.875000	32.0	200.0	V	100.0	39.8	-7.8	22.0	54
1997.500000	35.2	200.0	H	358.0	38.8	-3.6	18.8	54
2730.750000	37.0	100.0	H	0.0	37.6	-0.6	17.0	54
3825.375000	36.7	100.0	H	194.0	36.1	0.6	17.3	54
6590.375000	40.9	200.0	V	13.0	33.5	7.4	13.1	54
7985.125000	42.3	200.0	H	358.0	32.3	10.0	11.7	54

Remark: 1. Correction Factor = Antenna factor+ Insertion loss (cable loss + amplifier gain)

This report shall not be reproduced except in full, without the written approval of TA Technology (Shanghai) Co., Ltd.

802.11a CH64

FCC RE 1G-18GHz PK+AV Class B

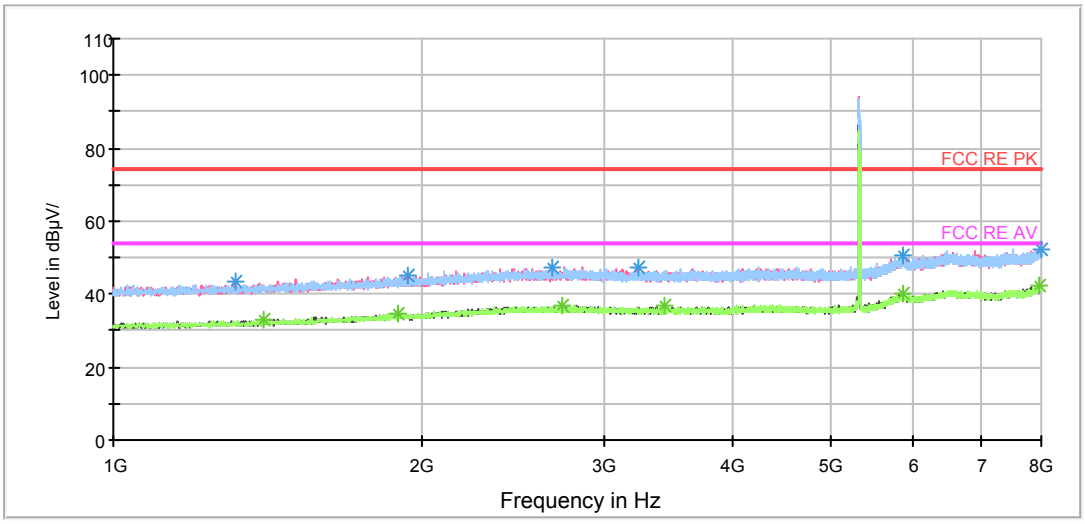

Radiates Emission from 1GHz to 8GHz

Note: The signal beyond the limit is carrier.

FCC RE 1G-18GHz PK+AV Class B

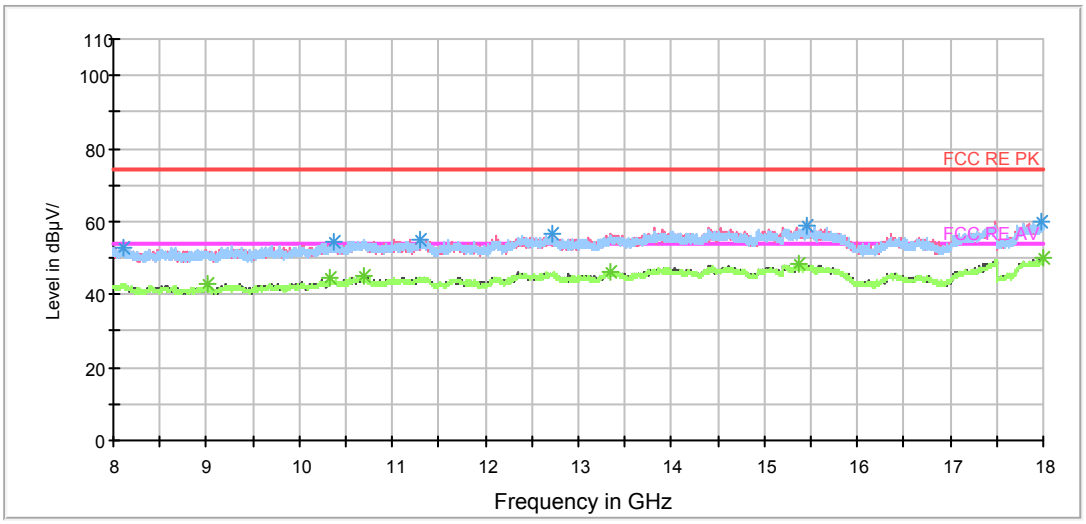

Radiates Emission from 8GHz to 18GHz

This report shall not be reproduced except in full, without the written approval of TA Technology (Shanghai) Co., Ltd.

Frequency (MHz)	Peak (dBuV/m)	Height (cm)	Polarization	Azimuth (deg)	Reading value (dBuV/m)	Correct Factor (dB)	Margin (dB)	Limit (dBuV/m)
1317.625000	43.2	100.0	H	193.0	50.7	-7.5	30.8	74
1931.875000	44.9	200.0	V	158.0	48.8	-3.9	29.1	74
2678.250000	47.1	100.0	V	133.0	47.7	-0.6	26.9	74
3250.500000	47.5	100.0	H	260.0	47.7	-0.2	26.5	74
5862.375000	50.7	100.0	H	160.0	45.0	5.7	23.3	74
7985.125000	52.5	100.0	H	3.0	42.5	10.0	21.5	74

Remark: 1. Correction Factor = Antenna factor+ Insertion loss (cable loss + amplifier gain)

Frequency (MHz)	Average (dBuV/m)	Height (cm)	Polarization	Azimuth (deg)	Reading value (dBuV/m)	Correct Factor (dB)	Margin (dB)	Limit (dBuV/m)
1401.625000	33.2	200.0	V	226.0	40.2	-7.0	20.8	54
1896.000000	34.6	100.0	H	106.0	38.7	-4.1	19.4	54
2730.750000	36.9	100.0	H	182.0	37.5	-0.6	17.1	54
3432.500000	36.6	200.0	V	5.0	36.6	0.0	17.4	54
5872.875000	39.9	100.0	V	306.0	34.1	5.8	14.1	54
7961.500000	42.5	100.0	H	63.0	32.5	10.0	11.5	54

Remark: 1. Correction Factor = Antenna factor+ Insertion loss (cable loss + amplifier gain)

This report shall not be reproduced except in full, without the written approval of TA Technology (Shanghai) Co., Ltd.

802.11a CH100

FCC RE 1G-18GHz PK+AV Class B

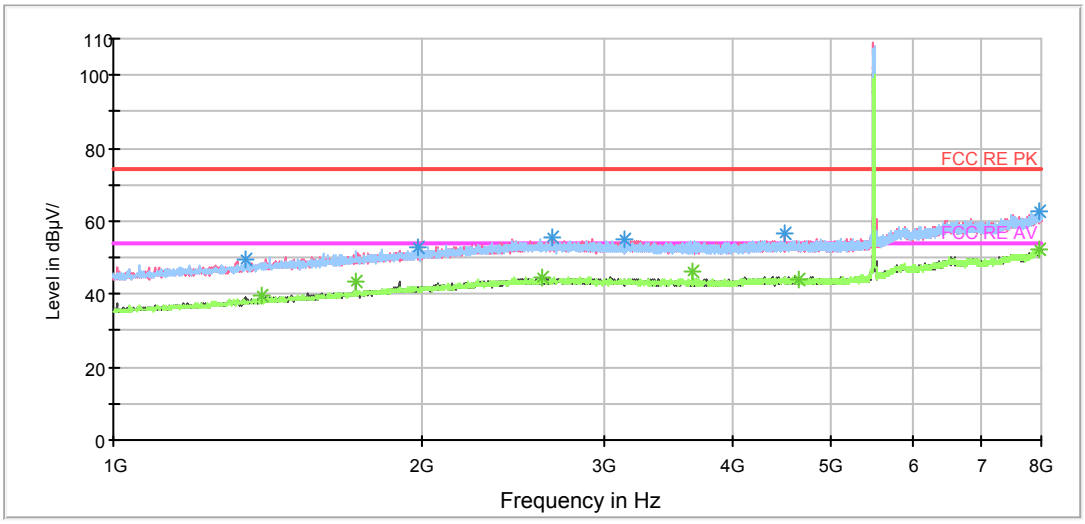

Radiates Emission from 1GHz to 8GHz

Note: The signal beyond the limit is carrier.

FCC RE 1G-18GHz PK+AV Class B

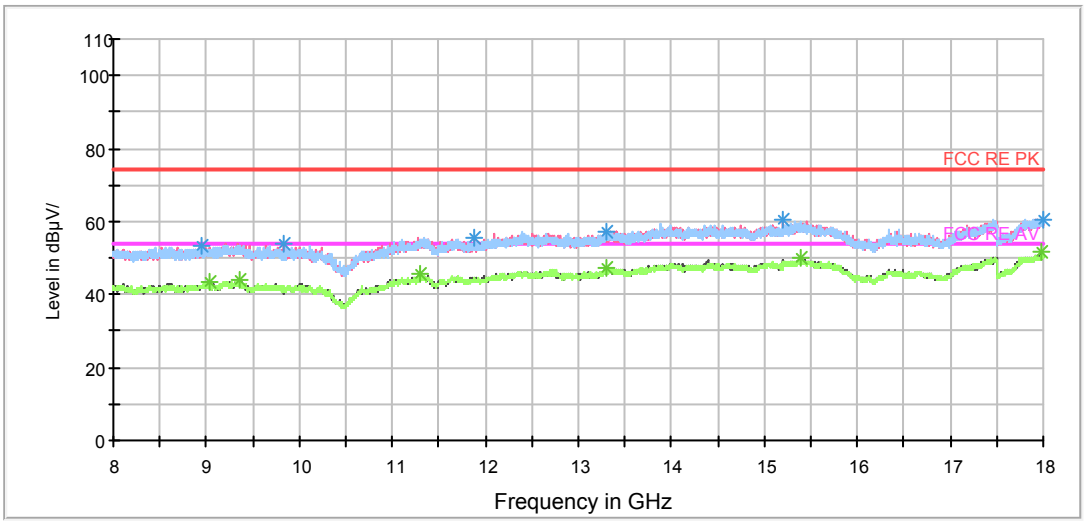

Radiates Emission from 8GHz to 18GHz

This report shall not be reproduced except in full, without the written approval of TA Technology (Shanghai) Co., Ltd.

Frequency (MHz)	Peak (dBuV/m)	Height (cm)	Polarization	Azimuth (deg)	Reading value (dBuV/m)	Correct Factor (dB)	Margin (dB)	Limit (dBuV/m)
1347.375000	49.7	200.0	H	219.0	47.0	2.7	24.3	74
1977.375000	52.6	200.0	V	15.0	46.2	6.4	21.4	74
2673.875000	55.5	100.0	V	54.0	46.1	9.4	18.5	74
3139.375000	55.2	200.0	H	206.0	45.5	9.7	18.8	74
4497.375000	56.4	200.0	V	77.0	44.8	11.6	17.6	74
7957.125000	62.8	100.0	H	2.0	42.8	20.0	11.2	74

Remark: 1. Correction Factor = Antenna factor+ Insertion loss (cable loss + amplifier gain)

Frequency (MHz)	Average (dBuV/m)	Height (cm)	Polarization	Azimuth (deg)	Reading value (dBuV/m)	Correct Factor (dB)	Margin (dB)	Limit (dBuV/m)
1391.125000	39.8	100.0	V	308.0	36.9	2.9	14.2	54
1724.500000	43.7	100.0	V	230.0	38.8	4.9	10.3	54
2610.875000	44.7	100.0	V	358.0	35.5	9.2	9.3	54
3666.125000	46.0	100.0	H	337.0	35.7	10.3	8.0	54
4652.250000	44.2	200.0	H	193.0	32.5	11.7	9.8	54
7952.750000	52.4	200.0	H	285.0	32.5	19.9	1.6	54

Remark: 1. Correction Factor = Antenna factor+ Insertion loss (cable loss + amplifier gain)

This report shall not be reproduced except in full, without the written approval of TA Technology (Shanghai) Co., Ltd.

802.11a CH116

FCC RE 1G-18GHz PK+AV Class B

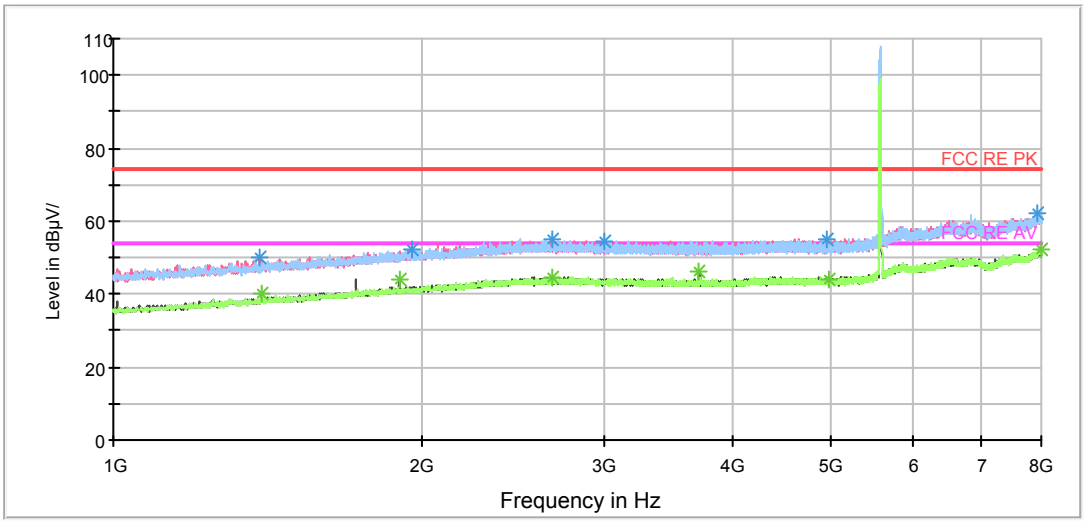

Radiates Emission from 1GHz to 8GHz

Note: The signal beyond the limit is carrier.

FCC RE 1G-18GHz PK+AV Class B

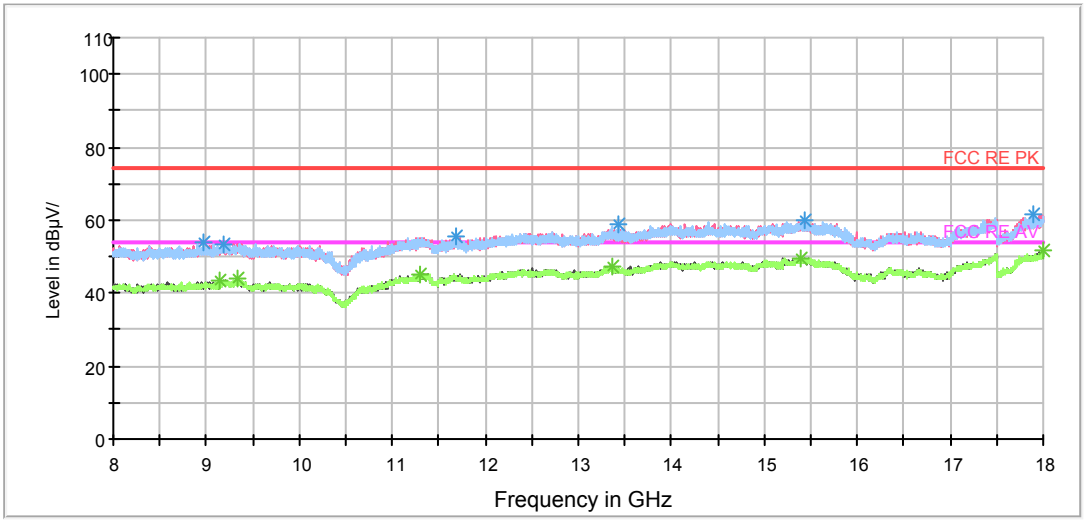

Radiates Emission from 8GHz to 18GHz

This report shall not be reproduced except in full, without the written approval of TA Technology (Shanghai) Co., Ltd.

Frequency (MHz)	Peak (dBuV/m)	Height (cm)	Polarization	Azimuth (deg)	Reading value (dBuV/m)	Correct Factor (dB)	Margin (dB)	Limit (dBuV/m)
1389.375000	50.1	100.0	V	309.0	47.2	2.9	23.9	74
1953.750000	52.0	100.0	V	309.0	45.8	6.2	22.0	74
2673.000000	54.8	100.0	V	126.0	45.4	9.4	19.2	74
2999.375000	54.6	100.0	H	28.0	45.1	9.5	19.4	74
4942.750000	55.1	100.0	V	321.0	43.5	11.6	18.9	74
7945.750000	62.1	100.0	V	321.0	42.2	19.9	11.9	74

Remark: 1. Correction Factor = Antenna factor+ Insertion loss (cable loss + amplifier gain)

Frequency (MHz)	Average (dBuV/m)	Height (cm)	Polarization	Azimuth (deg)	Reading value (dBuV/m)	Correct Factor (dB)	Margin (dB)	Limit (dBuV/m)
1392.000000	40.4	100.0	V	309.0	37.4	3.0	13.6	54
1896.875000	43.8	100.0	V	284.0	37.9	5.9	10.2	54
2668.625000	44.5	100.0	V	297.0	35.2	9.3	9.5	54
3719.500000	46.0	100.0	V	297.0	35.7	10.3	8.0	54
4979.500000	44.3	100.0	V	180.0	32.6	11.7	9.7	54
7986.875000	52.1	100.0	V	126.0	32.1	20.0	1.9	54

Remark: 1. Correction Factor = Antenna factor+ Insertion loss (cable loss + amplifier gain)

This report shall not be reproduced except in full, without the written approval of TA Technology (Shanghai) Co., Ltd.

802.11a CH140

FCC RE 1G-18GHz PK+AV Class B

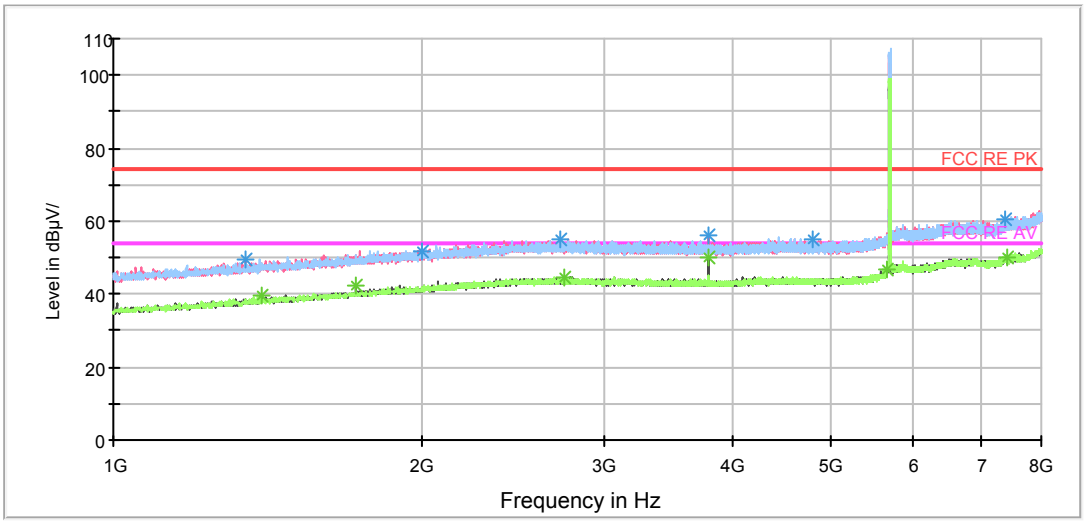

Radiates Emission from 1GHz to 8GHz

Note: The signal beyond the limit is carrier.

FCC RE 1G-18GHz PK+AV Class B

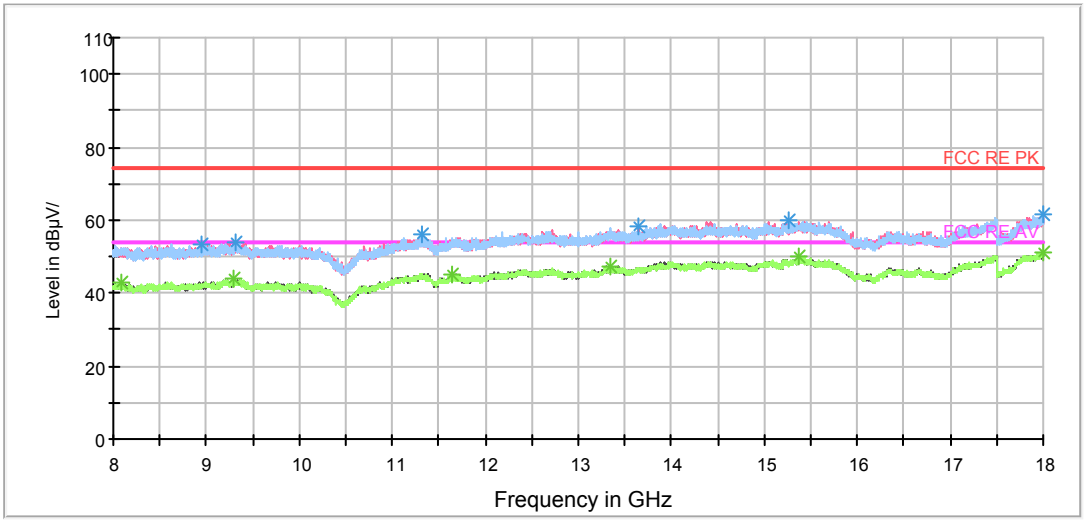

Radiates Emission from 8GHz to 18GHz

This report shall not be reproduced except in full, without the written approval of TA Technology (Shanghai) Co., Ltd.

Frequency (MHz)	Peak (dBuV/m)	Height (cm)	Polarization	Azimuth (deg)	Reading value (dBuV/m)	Correct Factor (dB)	Margin (dB)	Limit (dBuV/m)
1343.000000	49.8	100.0	V	23.0	47.2	2.6	24.2	74
1994.875000	51.9	100.0	V	289.0	45.5	6.4	22.1	74
2722.875000	55.1	100.0	V	184.0	45.6	9.5	18.9	74
3800.000000	55.9	100.0	V	249.0	45.6	10.3	18.1	74
4788.750000	54.8	100.0	H	0.0	43.1	11.7	19.2	74
7386.625000	60.4	100.0	H	83.0	42.4	18.0	13.6	74

Remark: 1. Correction Factor = Antenna factor+ Insertion loss (cable loss + amplifier gain)

Frequency (MHz)	Average (dBuV/m)	Height (cm)	Polarization	Azimuth (deg)	Reading value (dBuV/m)	Correct Factor (dB)	Margin (dB)	Limit (dBuV/m)
1392.000000	39.7	100.0	V	357.0	36.7	3.0	14.3	54
1724.500000	42.5	100.0	V	315.0	37.6	4.9	11.5	54
2746.500000	44.7	100.0	H	242.0	35.3	9.4	9.3	54
3800.000000	49.8	100.0	V	249.0	39.5	10.3	4.2	54
5649.750000	46.6	100.0	V	342.0	32.9	13.7	7.4	54
7395.375000	50.2	100.0	H	83.0	32.2	18.0	3.8	54

Remark: 1. Correction Factor = Antenna factor+ Insertion loss (cable loss + amplifier gain)

This report shall not be reproduced except in full, without the written approval of TA Technology (Shanghai) Co., Ltd.

802.11a CH149

FCC RE 1G-18GHz PK+AV Class B

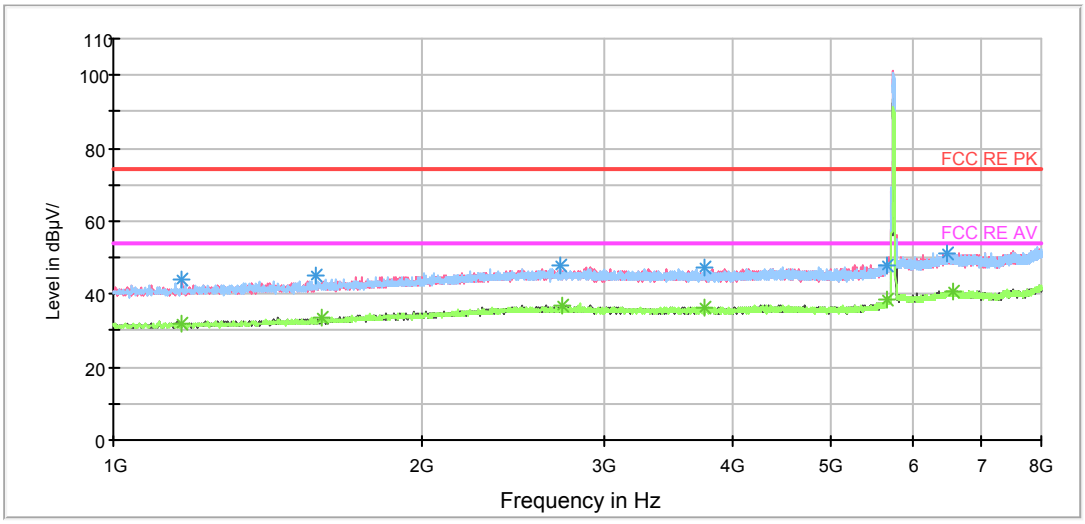

Radiates Emission from 1GHz to 8GHz

Note: The signal beyond the limit is carrier.

FCC RE 1G-18GHz PK+AV Class B

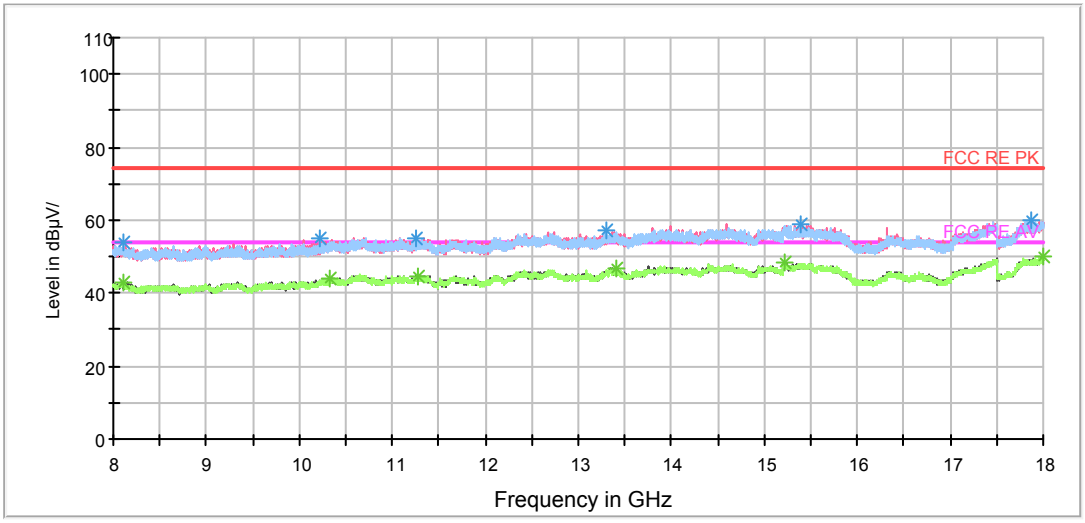

Radiates Emission from 8GHz to 18GHz

This report shall not be reproduced except in full, without the written approval of TA Technology (Shanghai) Co., Ltd.

Frequency (MHz)	Peak (dBuV/m)	Height (cm)	Polarization	Azimuth (deg)	Reading value (dBuV/m)	Correct Factor (dB)	Margin (dB)	Limit (dBuV/m)
1167.125000	43.9	200.0	V	0.0	52.3	-8.4	30.1	74
1575.750000	44.9	200.0	H	88.0	50.9	-6.0	29.1	74
2716.750000	47.7	200.0	H	344.0	48.3	-0.6	26.3	74
3768.500000	47.3	100.0	H	32.0	46.8	0.5	26.7	74
5654.125000	48.0	100.0	H	107.0	44.2	3.8	26.0	74
6490.625000	51.1	100.0	H	16.0	43.8	7.3	22.9	74

Remark: 1. Correction Factor = Antenna factor+ Insertion loss (cable loss + amplifier gain)

Frequency (MHz)	Average (dBuV/m)	Height (cm)	Polarization	Azimuth (deg)	Reading value (dBuV/m)	Correct Factor (dB)	Margin (dB)	Limit (dBuV/m)
1163.625000	32.0	100.0	H	170.0	40.4	-8.4	22.0	54
1595.000000	33.3	200.0	V	308.0	39.2	-5.9	20.7	54
2729.000000	36.6	100.0	H	16.0	37.1	-0.5	17.4	54
3770.250000	36.2	200.0	H	244.0	35.7	0.5	17.8	54
5657.625000	38.2	200.0	H	308.0	34.4	3.8	15.8	54
6556.250000	40.7	200.0	V	85.0	33.4	7.3	13.3	54

Remark: 1. Correction Factor = Antenna factor+ Insertion loss (cable loss + amplifier gain)

This report shall not be reproduced except in full, without the written approval of TA Technology (Shanghai) Co., Ltd.

802.11a CH157

FCC RE 1G-18GHz PK+AV Class B

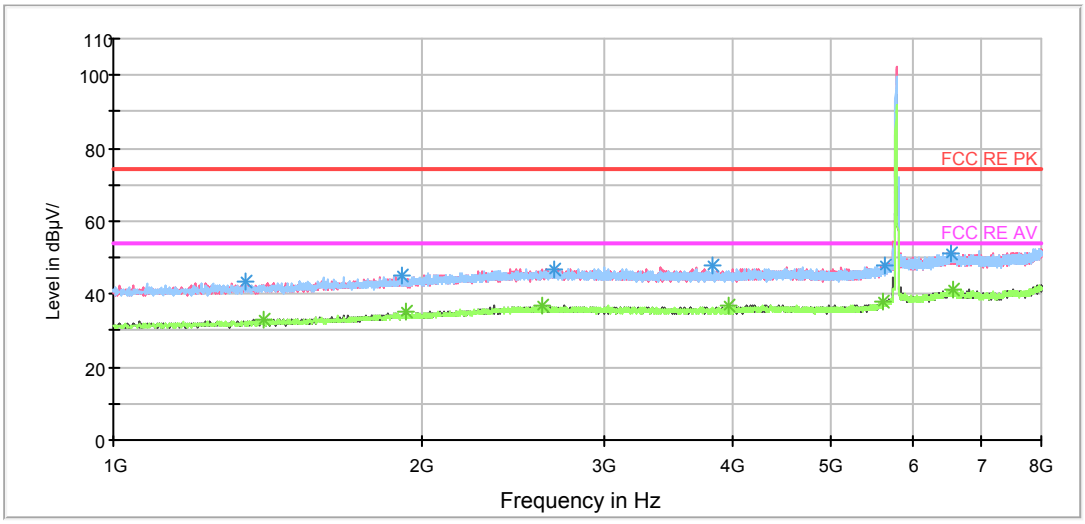

Radiates Emission from 1GHz to 8GHz

Note: The signal beyond the limit is carrier.

FCC RE 1G-18GHz PK+AV Class B

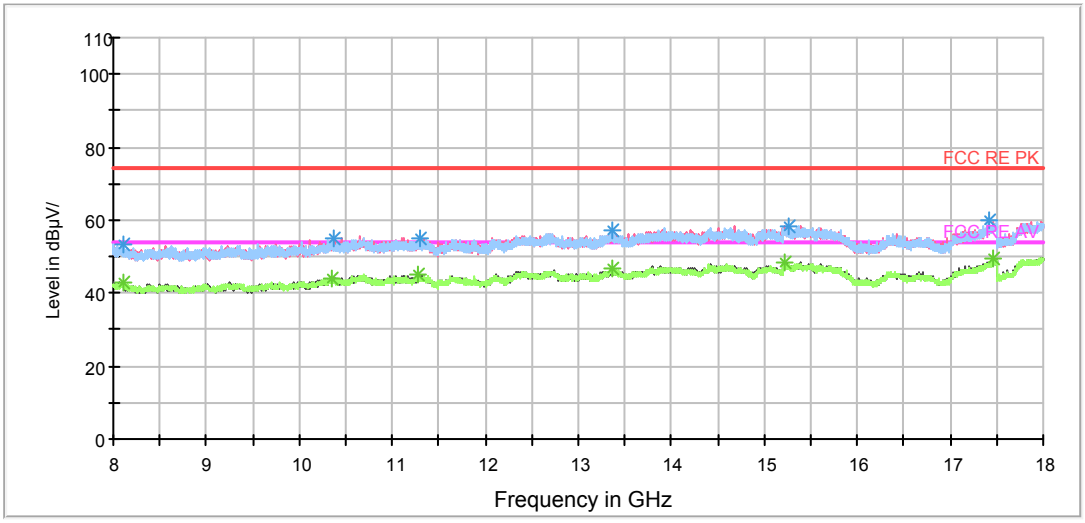

Radiates Emission from 8GHz to 18GHz

This report shall not be reproduced except in full, without the written approval of TA Technology (Shanghai) Co., Ltd.

Frequency (MHz)	Peak (dBuV/m)	Height (cm)	Polarization	Azimuth (deg)	Reading value (dBuV/m)	Correct Factor (dB)	Margin (dB)	Limit (dBuV/m)
1347.375000	43.2	200.0	H	353.0	50.5	-7.3	30.8	74
1909.125000	44.9	200.0	V	6.0	48.8	-3.9	29.1	74
2687.000000	47.0	200.0	V	68.0	47.7	-0.7	27.0	74
3825.375000	47.9	100.0	H	6.0	47.3	0.6	26.1	74
5640.125000	48.1	100.0	H	336.0	44.5	3.6	25.9	74
6524.750000	51.1	200.0	V	0.0	43.8	7.3	22.9	74

Remark: 1. Correction Factor = Antenna factor+ Insertion loss (cable loss + amplifier gain)

Frequency (MHz)	Average (dBuV/m)	Height (cm)	Polarization	Azimuth (deg)	Reading value (dBuV/m)	Correct Factor (dB)	Margin (dB)	Limit (dBuV/m)
1403.375000	33.1	200.0	V	47.0	40.0	-6.9	20.9	54
1924.875000	34.9	100.0	H	128.0	38.7	-3.8	19.1	54
2617.875000	36.8	200.0	V	6.0	37.6	-0.8	17.2	54
3972.375000	36.8	100.0	H	48.0	36.2	0.6	17.2	54
5621.750000	38.1	100.0	H	171.0	34.8	3.3	15.9	54
6572.000000	41.3	200.0	V	2.0	33.9	7.4	12.7	54

Remark: 1. Correction Factor = Antenna factor+ Insertion loss (cable loss + amplifier gain)

This report shall not be reproduced except in full, without the written approval of TA Technology (Shanghai) Co., Ltd.

802.11a CH165

FCC RE 1G-18GHz PK+AV Class B

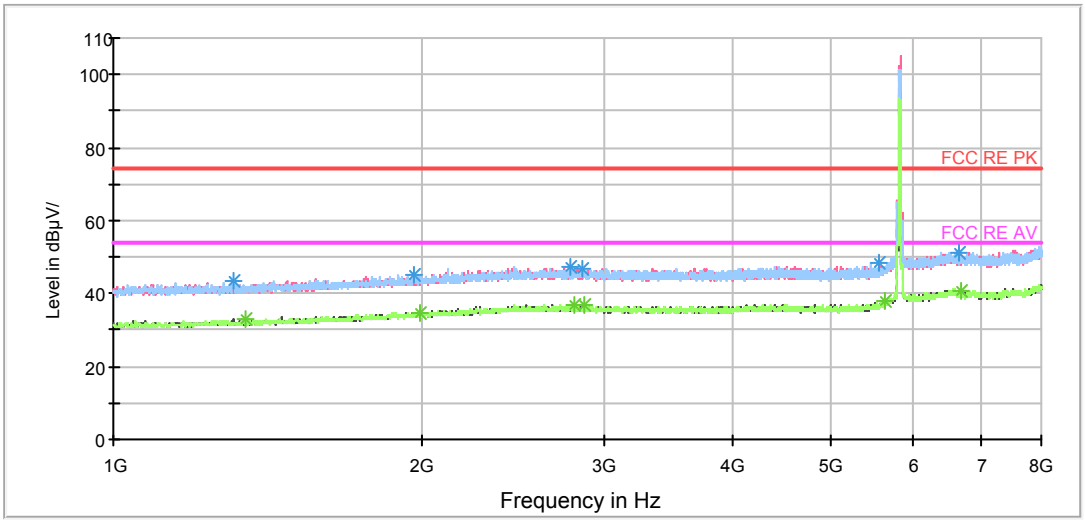

Radiates Emission from 1GHz to 8GHz

Note: The signal beyond the limit is carrier.

FCC RE 1G-18GHz PK+AV Class B

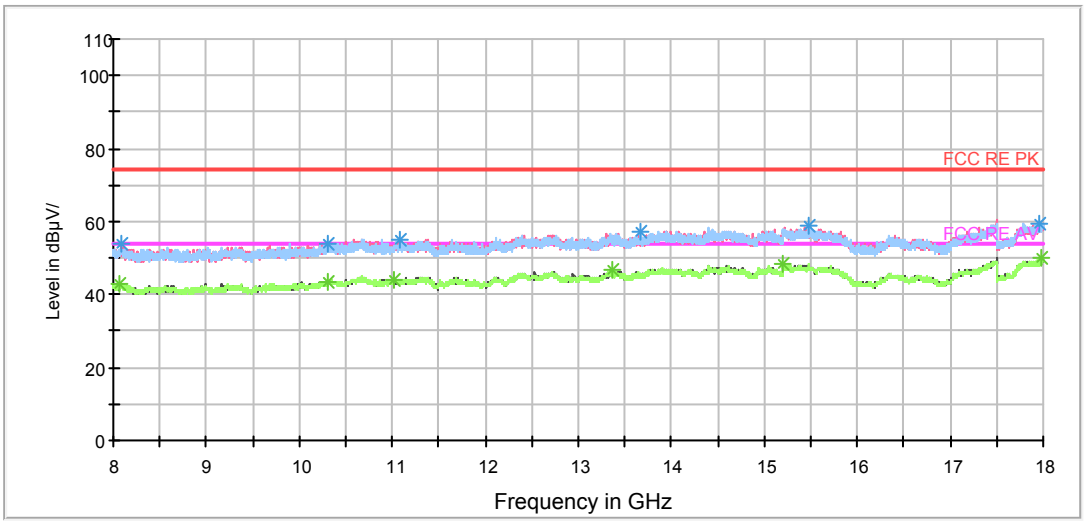

Radiates Emission from 8GHz to 18GHz

This report shall not be reproduced except in full, without the written approval of TA Technology (Shanghai) Co., Ltd.

Frequency (MHz)	Peak (dBuV/m)	Height (cm)	Polarization	Azimuth (deg)	Reading value (dBuV/m)	Correct Factor (dB)	Margin (dB)	Limit (dBuV/m)
1311.500000	43.3	100.0	H	350.0	50.8	-7.5	30.7	74
1958.125000	45.2	100.0	H	42.0	49.0	-3.8	28.8	74
2782.375000	47.2	200.0	H	350.0	47.7	-0.5	26.8	74
2865.500000	46.7	200.0	V	0.0	47.0	-0.3	27.3	74
5562.250000	48.3	100.0	H	52.0	45.2	3.1	25.7	74
6659.500000	51.4	200.0	V	0.0	44.5	6.9	22.6	74

Remark: 1. Correction Factor = Antenna factor+ Insertion loss (cable loss + amplifier gain)

Frequency (MHz)	Average (dBuV/m)	Height (cm)	Polarization	Azimuth (deg)	Reading value (dBuV/m)	Correct Factor (dB)	Margin (dB)	Limit (dBuV/m)
1343.875000	32.8	100.0	V	236.0	40.2	-7.4	21.2	54
1987.000000	34.9	100.0	H	4.0	38.5	-3.6	19.1	54
2809.500000	36.9	100.0	H	192.0	37.4	-0.5	17.1	54
2868.125000	36.6	200.0	H	225.0	36.9	-0.3	17.4	54
5641.000000	38.1	100.0	V	300.0	34.5	3.6	15.9	54
6692.750000	40.8	100.0	V	170.0	33.7	7.1	13.2	54

Remark: 1. Correction Factor = Antenna factor+ Insertion loss (cable loss + amplifier gain)

This report shall not be reproduced except in full, without the written approval of TA Technology (Shanghai) Co., Ltd.

802.11n (HT20) CH36

FCC RE 1G-18GHz PK+AV Class B

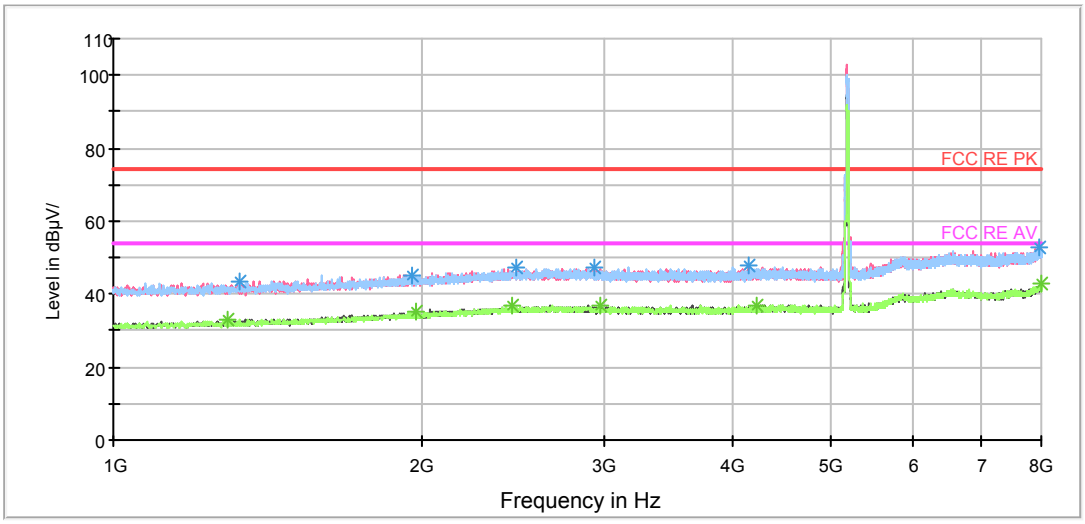

Radiates Emission from 1GHz to 8GHz

Note: The signal beyond the limit is carrier.

FCC RE 1G-18GHz PK+AV Class B

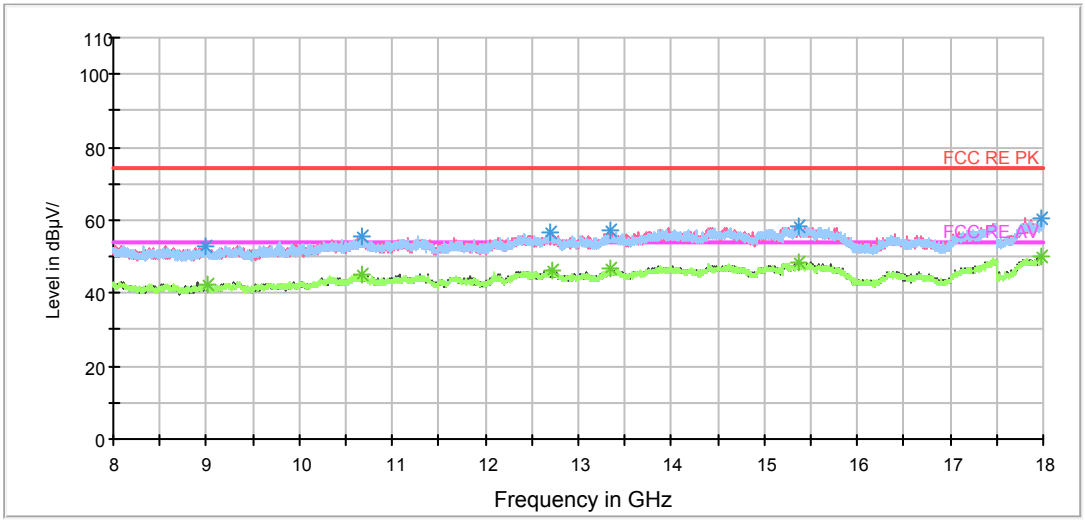

Radiates Emission from 8GHz to 18GHz

This report shall not be reproduced except in full, without the written approval of TA Technology (Shanghai) Co., Ltd.