Frequency (MHz)	Peak (dBuV/m)	Height (cm)	Polarization	Azimuth (deg)	Reading value (dBuV/m)	Correct Factor (dB)	Margin (dB)	Limit (dBuV/m)
1325.500000	43.6	100.0	H	16.0	51.1	-7.5	30.4	74
1954.625000	45.1	200.0	H	296.0	48.9	-3.8	28.9	74
2469.125000	47.2	200.0	H	317.0	48.3	-1.1	26.8	74
2932.000000	47.4	200.0	V	0.0	47.8	-0.4	26.6	74
4160.500000	47.6	100.0	V	344.0	46.3	1.3	26.4	74
7976.375000	52.6	200.0	V	37.0	42.6	10.0	21.4	74

Remark: 1. Correction Factor = Antenna factor+ Insertion loss (cable loss + amplifier gain)

Frequency (MHz)	Average (dBuV/m)	Height (cm)	Polarization	Azimuth (deg)	Reading value (dBuV/m)	Correct Factor (dB)	Margin (dB)	Limit (dBuV/m)
1293.125000	32.9	200.0	H	296.0	40.6	-7.7	21.1	54
1972.125000	35.0	200.0	V	14.0	38.7	-3.7	19.0	54
2443.750000	36.7	100.0	V	287.0	37.8	-1.1	17.3	54
2980.125000	37.1	100.0	V	358.0	37.5	-0.4	16.9	54
4230.500000	36.6	100.0	V	308.0	35.5	1.1	17.4	54
7996.500000	43.0	200.0	H	100.0	33.0	10.0	11.0	54

Remark: 1. Correction Factor = Antenna factor+ Insertion loss (cable loss + amplifier gain)

This report shall not be reproduced except in full, without the written approval of TA Technology (Shanghai) Co., Ltd.

802.11n (HT20) CH40

FCC RE 1G-18GHz PK+AV Class B

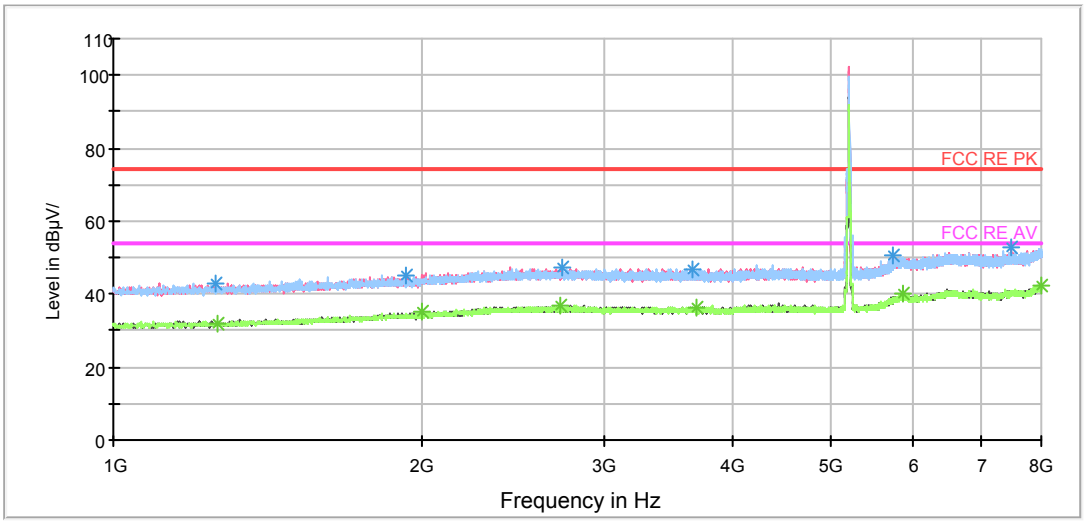

Radiates Emission from 1GHz to 8GHz

Note: The signal beyond the limit is carrier.

FCC RE 1G-18GHz PK+AV Class B

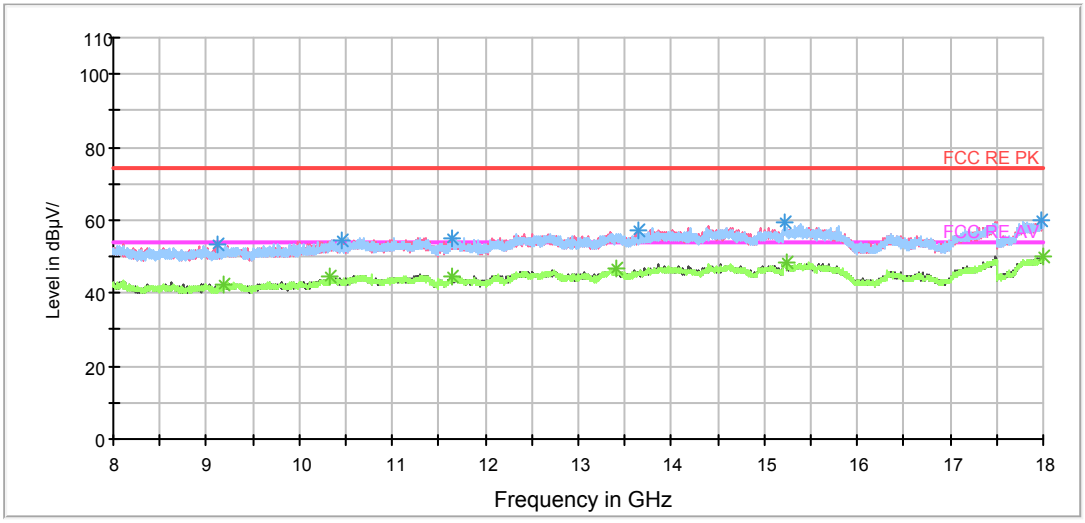

Radiates Emission from 8GHz to 18GHz

This report shall not be reproduced except in full, without the written approval of TA Technology (Shanghai) Co., Ltd.

Frequency (MHz)	Peak (dBuV/m)	Height (cm)	Polarization	Azimuth (deg)	Reading value (dBuV/m)	Correct Factor (dB)	Margin (dB)	Limit (dBuV/m)
1259.000000	43.1	100.0	V	202.0	50.9	-7.8	30.9	74
1925.750000	45.3	200.0	H	330.0	49.1	-3.8	28.7	74
2740.375000	47.5	100.0	H	130.0	48.1	-0.6	26.5	74
3668.750000	47.0	100.0	H	66.0	46.7	0.3	27.0	74
5736.375000	50.6	200.0	V	48.0	45.9	4.7	23.4	74
7493.375000	52.8	200.0	V	13.0	44.6	8.2	21.2	74

Remark: 1. Correction Factor = Antenna factor+ Insertion loss (cable loss + amplifier gain)

Frequency (MHz)	Average (dBuV/m)	Height (cm)	Polarization	Azimuth (deg)	Reading value (dBuV/m)	Correct Factor (dB)	Margin (dB)	Limit (dBuV/m)
1264.250000	32.1	100.0	V	234.0	39.9	-7.8	21.9	54
1994.875000	35.1	200.0	H	351.0	38.7	-3.6	18.9	54
2725.500000	37.0	200.0	V	37.0	37.5	-0.5	17.0	54
3691.500000	36.2	200.0	H	359.0	35.9	0.3	17.8	54
5857.125000	40.0	200.0	H	340.0	34.4	5.6	14.0	54
7992.125000	42.5	100.0	H	44.0	32.5	10.0	11.5	54

Remark: 1. Correction Factor = Antenna factor+ Insertion loss (cable loss + amplifier gain)

This report shall not be reproduced except in full, without the written approval of TA Technology (Shanghai) Co., Ltd.

802.11n (HT20) CH48

FCC RE 1G-18GHz PK+AV Class B

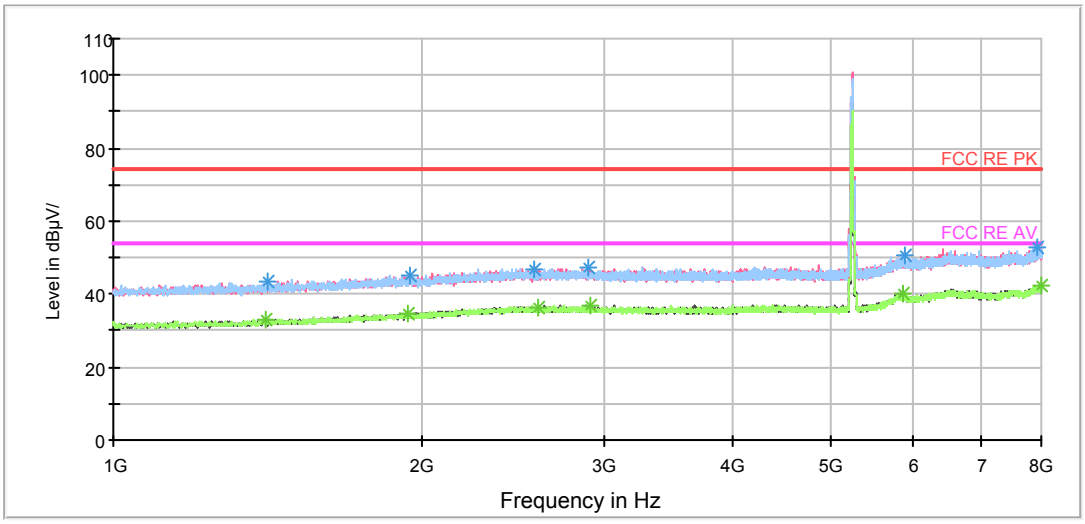

Radiates Emission from 1GHz to 8GHz

Note: The signal beyond the limit is carrier.

FCC RE 1G-18GHz PK+AV Class B

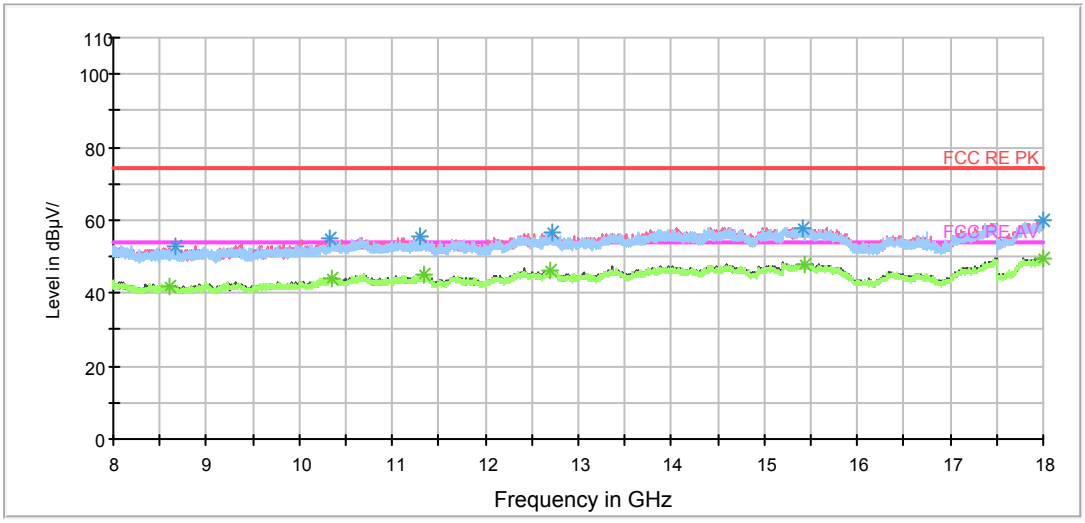

Radiates Emission from 8GHz to 18GHz

This report shall not be reproduced except in full, without the written approval of TA Technology (Shanghai) Co., Ltd.

Frequency (MHz)	Peak (dBuV/m)	Height (cm)	Polarization	Azimuth (deg)	Reading value (dBuV/m)	Correct Factor (dB)	Margin (dB)	Limit (dBuV/m)
1413.875000	43.4	100.0	H	137.0	50.3	-6.9	30.6	74
1946.750000	45.4	100.0	H	0.0	49.3	-3.9	28.6	74
2562.750000	47.0	100.0	H	259.0	47.8	-0.8	27.0	74
2896.125000	47.5	200.0	V	247.0	48.0	-0.5	26.5	74
5892.125000	50.8	200.0	H	201.0	45.2	5.6	23.2	74
7942.250000	52.9	200.0	V	15.0	43.1	9.8	21.1	74

Remark: 1. Correction Factor = Antenna factor+ Insertion loss (cable loss + amplifier gain)

Frequency (MHz)	Average (dBuV/m)	Height (cm)	Polarization	Azimuth (deg)	Reading value (dBuV/m)	Correct Factor (dB)	Margin (dB)	Limit (dBuV/m)
1407.750000	33.1	100.0	V	4.0	40.0	-6.9	20.9	54
1936.250000	34.7	200.0	H	157.0	38.6	-3.9	19.3	54
2585.500000	36.4	100.0	V	117.0	37.2	-0.8	17.6	54
2912.750000	36.6	100.0	V	274.0	37.0	-0.4	17.4	54
5868.500000	40.3	200.0	V	0.0	34.5	5.8	13.7	54
8000.000000	42.2	100.0	H	6.0	32.2	10.0	11.8	54

Remark: 1. Correction Factor = Antenna factor+ Insertion loss (cable loss + amplifier gain)

This report shall not be reproduced except in full, without the written approval of TA Technology (Shanghai) Co., Ltd.

802.11n (HT20) CH52

FCC RE 1G-18GHz PK+AV Class B

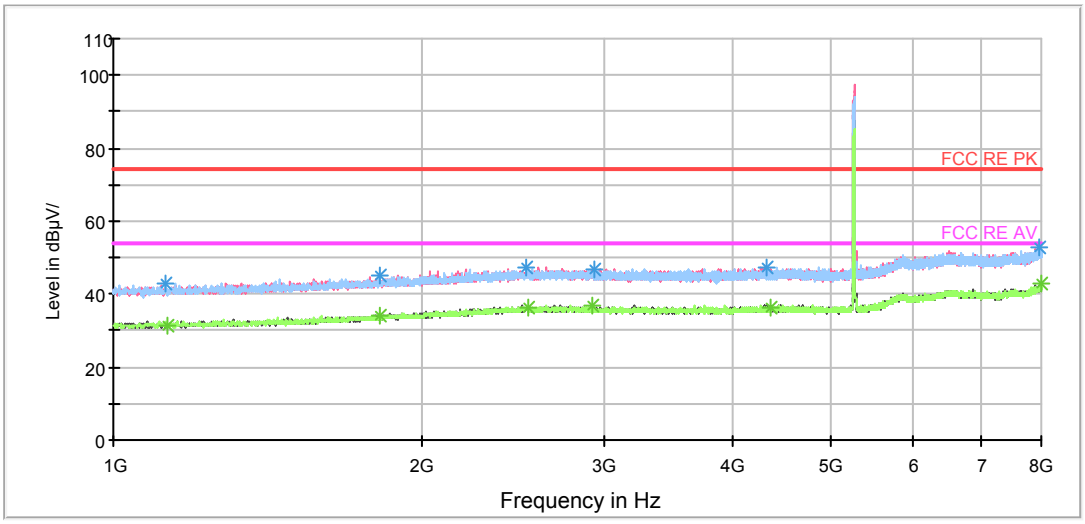

Radiates Emission from 1GHz to 8GHz

Note: The signal beyond the limit is carrier.

FCC RE 1G-18GHz PK+AV Class B

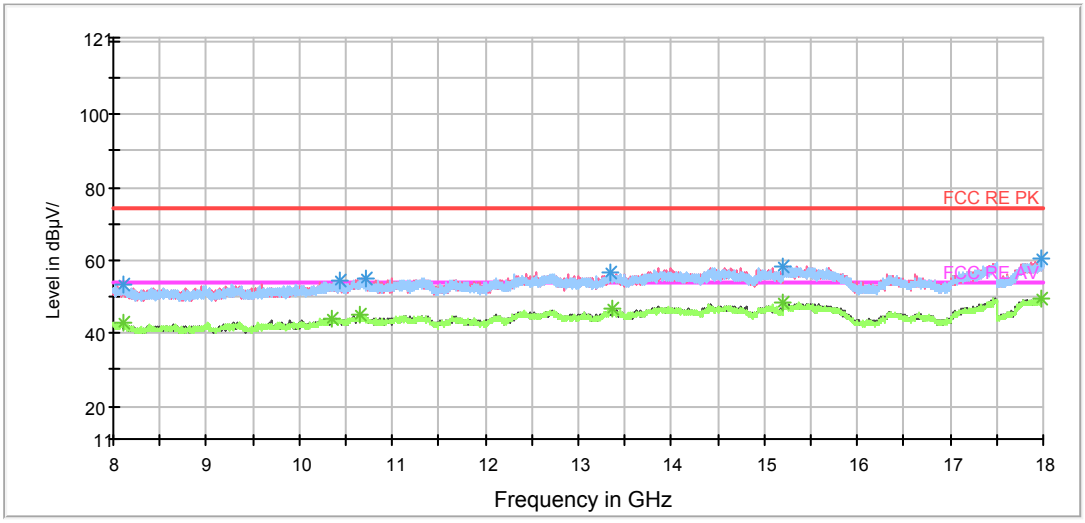

Radiates Emission from 8GHz to 18GHz

This report shall not be reproduced except in full, without the written approval of TA Technology (Shanghai) Co., Ltd.

Frequency (MHz)	Peak (dBuV/m)	Height (cm)	Polarization	Azimuth (deg)	Reading value (dBuV/m)	Correct Factor (dB)	Margin (dB)	Limit (dBuV/m)
1124.250000	43.1	100.0	V	275.0	51.7	-8.6	30.9	74
1815.500000	45.2	200.0	H	138.0	49.7	-4.5	28.8	74
2521.625000	47.4	100.0	H	7.0	48.3	-0.9	26.6	74
2944.250000	46.9	200.0	H	0.0	47.4	-0.5	27.1	74
4315.375000	47.4	100.0	H	52.0	46.0	1.4	26.6	74
7972.875000	52.6	200.0	H	301.0	42.6	10.0	21.4	74

Remark: 1. Correction Factor = Antenna factor+ Insertion loss (cable loss + amplifier gain)

Frequency (MHz)	Average (dBuV/m)	Height (cm)	Polarization	Azimuth (deg)	Reading value (dBuV/m)	Correct Factor (dB)	Margin (dB)	Limit (dBuV/m)
1127.750000	31.5	100.0	V	355.0	40.1	-8.6	22.5	54
1815.500000	33.9	200.0	V	62.0	38.4	-4.5	20.1	54
2530.375000	36.1	200.0	H	257.0	37.0	-0.9	17.9	54
2918.875000	36.8	100.0	V	243.0	37.1	-0.3	17.2	54
4365.250000	36.4	100.0	H	15.0	35.0	1.4	17.6	54
7990.375000	42.7	100.0	H	22.0	32.7	10.0	11.3	54

Remark: 1. Correction Factor = Antenna factor+ Insertion loss (cable loss + amplifier gain)

This report shall not be reproduced except in full, without the written approval of TA Technology (Shanghai) Co., Ltd.

802.11n (HT20) CH60

FCC RE 1G-18GHz PK+AV Class B

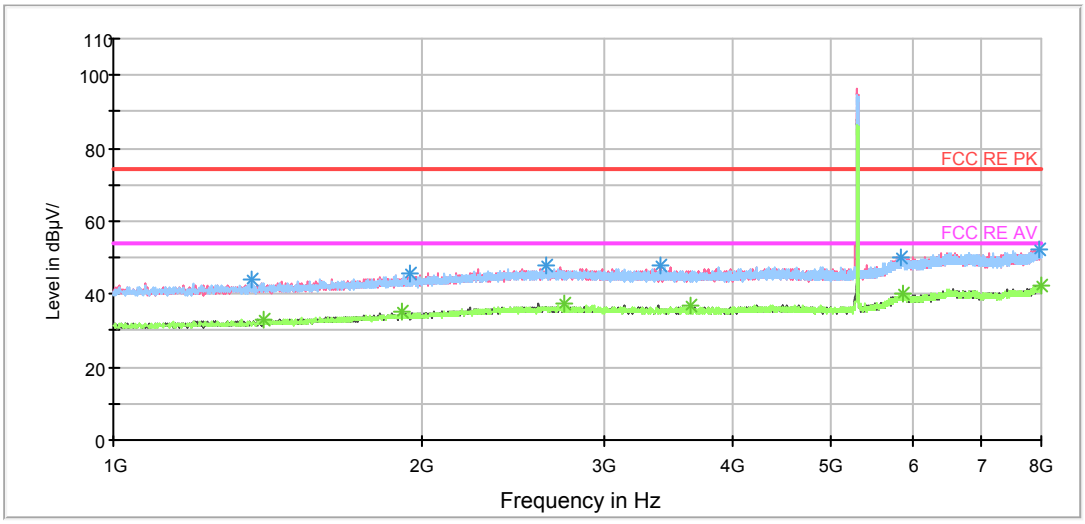

Radiates Emission from 1GHz to 8GHz

Note: The signal beyond the limit is carrier.

FCC RE 1G-18GHz PK+AV Class B

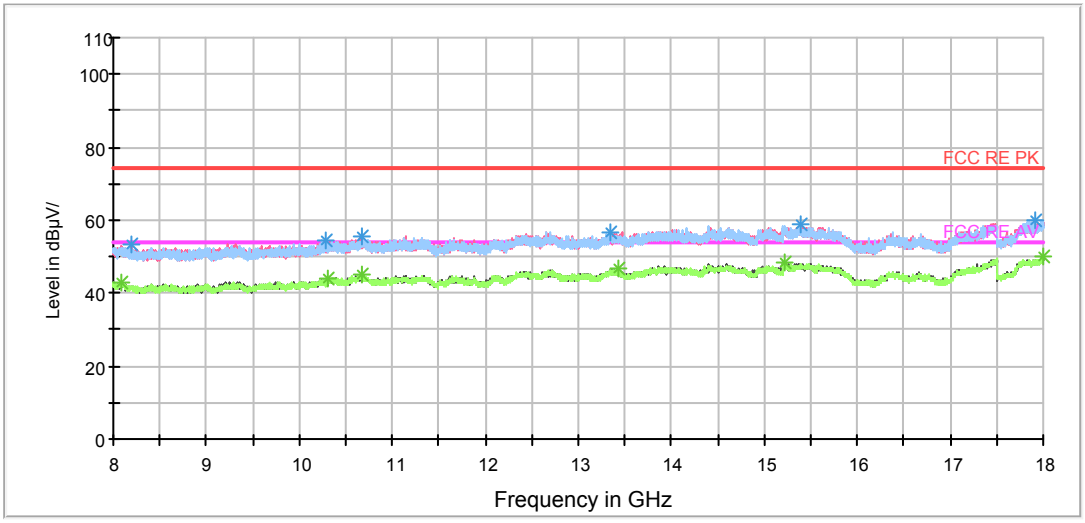

Radiates Emission from 8GHz to 18GHz

This report shall not be reproduced except in full, without the written approval of TA Technology (Shanghai) Co., Ltd.

Frequency (MHz)	Peak (dBuV/m)	Height (cm)	Polarization	Azimuth (deg)	Reading value (dBuV/m)	Correct Factor (dB)	Margin (dB)	Limit (dBuV/m)
1365.750000	44.1	100.0	H	9.0	51.3	-7.2	29.9	74
1945.000000	45.7	100.0	H	6.0	49.6	-3.9	28.3	74
2634.500000	47.7	200.0	H	339.0	48.4	-0.7	26.3	74
3408.000000	47.6	100.0	V	88.0	47.7	-0.1	26.4	74
5852.750000	50.0	100.0	H	159.0	44.4	5.6	24.0	74
7955.375000	52.3	200.0	H	171.0	42.3	10.0	21.7	74

Remark: 1. Correction Factor = Antenna factor+ Insertion loss (cable loss + amplifier gain)

Frequency (MHz)	Average (dBuV/m)	Height (cm)	Polarization	Azimuth (deg)	Reading value (dBuV/m)	Correct Factor (dB)	Margin (dB)	Limit (dBuV/m)
1400.750000	32.8	100.0	H	148.0	39.8	-7.0	21.2	54
1912.625000	34.9	200.0	V	203.0	38.8	-3.9	19.1	54
2749.125000	37.4	200.0	H	226.0	38.0	-0.6	16.6	54
3648.625000	36.8	200.0	H	356.0	36.6	0.2	17.2	54
5872.875000	40.3	100.0	V	354.0	34.5	5.8	13.7	54
7993.000000	42.6	200.0	V	1.0	32.6	10.0	11.4	54

Remark: 1. Correction Factor = Antenna factor+ Insertion loss (cable loss + amplifier gain)

This report shall not be reproduced except in full, without the written approval of TA Technology (Shanghai) Co., Ltd.

802.11n (HT20) CH64

FCC RE 1G-18GHz PK+AV Class B

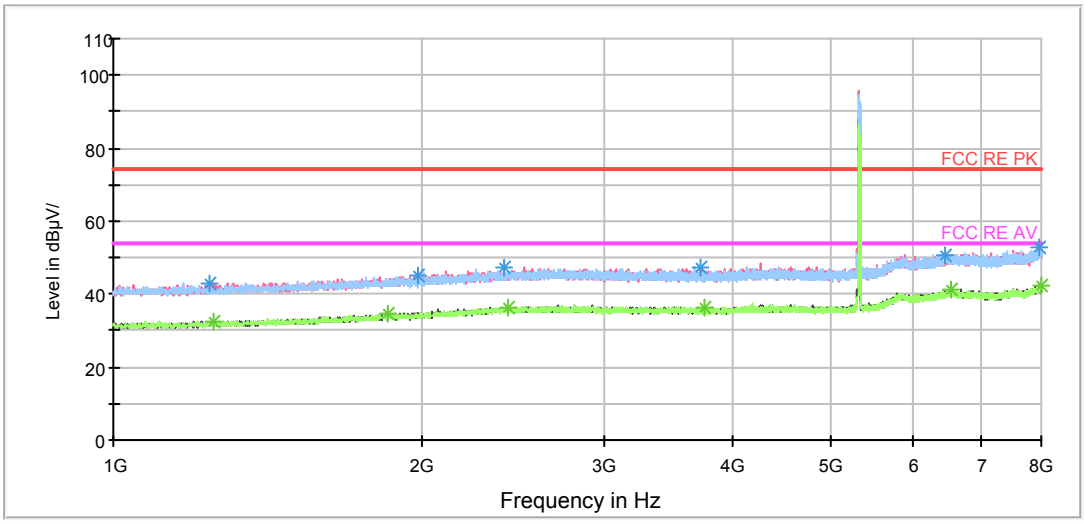

Radiates Emission from 1GHz to 8GHz

Note: The signal beyond the limit is carrier.

FCC RE 1G-18GHz PK+AV Class B

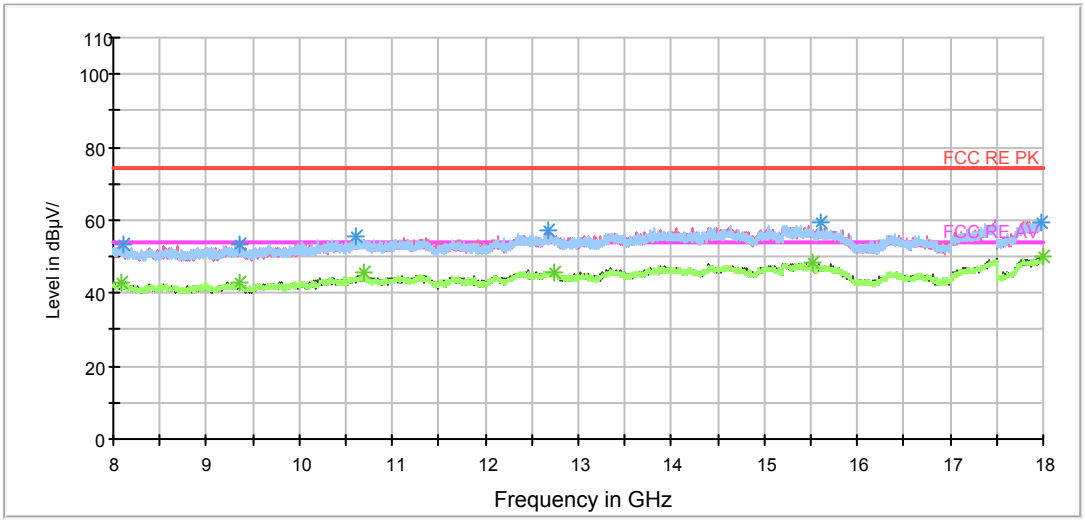

Radiates Emission from 8GHz to 18GHz

This report shall not be reproduced except in full, without the written approval of TA Technology (Shanghai) Co., Ltd.

Frequency (MHz)	Peak (dBuV/m)	Height (cm)	Polarization	Azimuth (deg)	Reading value (dBuV/m)	Correct Factor (dB)	Margin (dB)	Limit (dBuV/m)
1243.250000	43.1	100.0	V	344.0	51.1	-8.0	30.9	74
1980.000000	45.2	200.0	V	0.0	48.8	-3.6	28.8	74
2400.000000	47.5	200.0	V	66.0	48.8	-1.3	26.5	74
3727.375000	47.2	100.0	V	190.0	46.8	0.4	26.8	74
6448.625000	50.9	200.0	H	0.0	44.1	6.8	23.1	74
7960.625000	53.1	100.0	V	355.0	43.1	10.0	20.9	74

Remark: 1. Correction Factor = Antenna factor+ Insertion loss (cable loss + amplifier gain)

Frequency (MHz)	Average (dBuV/m)	Height (cm)	Polarization	Azimuth (deg)	Reading value (dBuV/m)	Correct Factor (dB)	Margin (dB)	Limit (dBuV/m)
1252.875000	32.5	100.0	V	142.0	40.3	-7.8	21.5	54
1851.375000	34.9	100.0	H	84.0	39.2	-4.3	19.1	54
2421.875000	36.2	200.0	V	12.0	37.4	-1.2	17.8	54
3765.000000	36.2	200.0	H	346.0	35.8	0.4	17.8	54
6538.750000	41.0	100.0	V	0.0	33.7	7.3	13.0	54
7998.250000	42.5	100.0	V	0.0	32.5	10.0	11.5	54

Remark: 1. Correction Factor = Antenna factor+ Insertion loss (cable loss + amplifier gain)

This report shall not be reproduced except in full, without the written approval of TA Technology (Shanghai) Co., Ltd.

802.11n (HT20) CH100

FCC RE 1G-18GHz PK+AV Class B

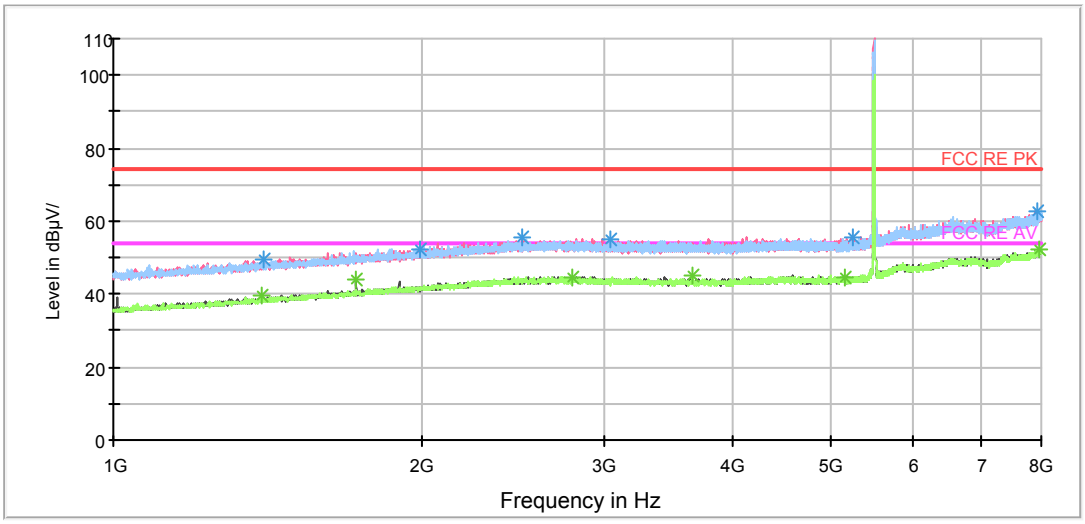

Radiates Emission from 1GHz to 8GHz

Note: The signal beyond the limit is carrier.

FCC RE 1G-18GHz PK+AV Class B

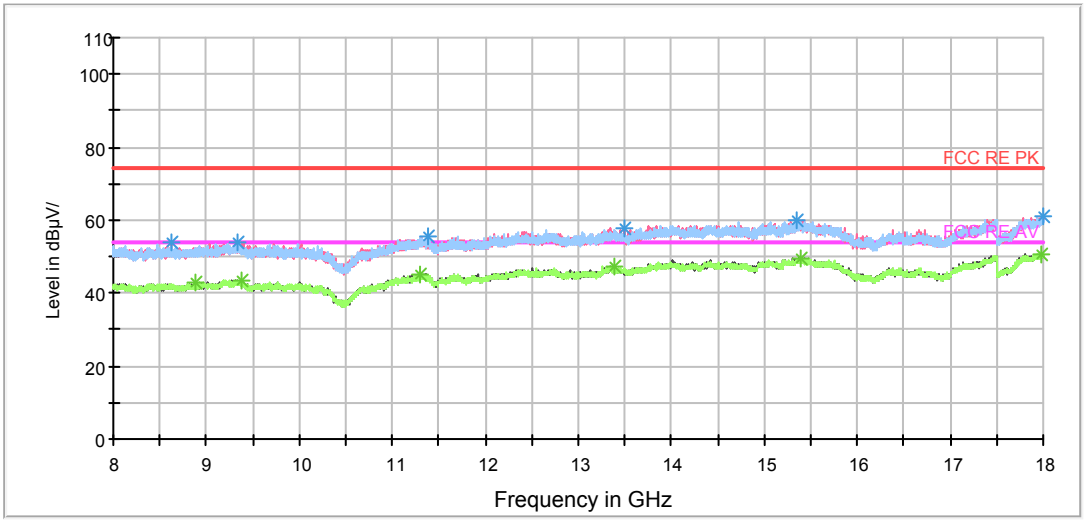

Radiates Emission from 8GHz to 18GHz

This report shall not be reproduced except in full, without the written approval of TA Technology (Shanghai) Co., Ltd.

Frequency (MHz)	Peak (dBuV/m)	Height (cm)	Polarization	Azimuth (deg)	Reading value (dBuV/m)	Correct Factor (dB)	Margin (dB)	Limit (dBuV/m)
1403.375000	49.4	200.0	H	356.0	46.3	3.1	24.6	74
1992.250000	52.3	200.0	V	336.0	45.9	6.4	21.7	74
2497.125000	55.4	100.0	V	346.0	46.3	9.1	18.6	74
3044.875000	55.2	200.0	V	0.0	45.7	9.5	18.8	74
5235.000000	55.6	100.0	H	0.0	43.6	12.0	18.4	74
7913.375000	62.6	200.0	V	0.0	42.9	19.7	11.4	74

Remark: 1. Correction Factor = Antenna factor+ Insertion loss (cable loss + amplifier gain)

Frequency (MHz)	Average (dBuV/m)	Height (cm)	Polarization	Azimuth (deg)	Reading value (dBuV/m)	Correct Factor (dB)	Margin (dB)	Limit (dBuV/m)
1391.125000	39.6	100.0	H	318.0	36.7	2.9	14.4	54
1724.500000	44.1	200.0	V	87.0	39.2	4.9	9.9	54
2794.625000	44.7	200.0	H	286.0	35.2	9.5	9.3	54
3667.000000	45.3	200.0	H	340.0	35.0	10.3	8.7	54
5141.375000	44.7	100.0	V	0.0	32.8	11.9	9.3	54
7970.250000	52.2	100.0	H	110.0	32.2	20.0	1.8	54

Remark: 1. Correction Factor = Antenna factor+ Insertion loss (cable loss + amplifier gain)

This report shall not be reproduced except in full, without the written approval of TA Technology (Shanghai) Co., Ltd.

802.11n (HT20) CH116

FCC RE 1G-18GHz PK+AV Class B

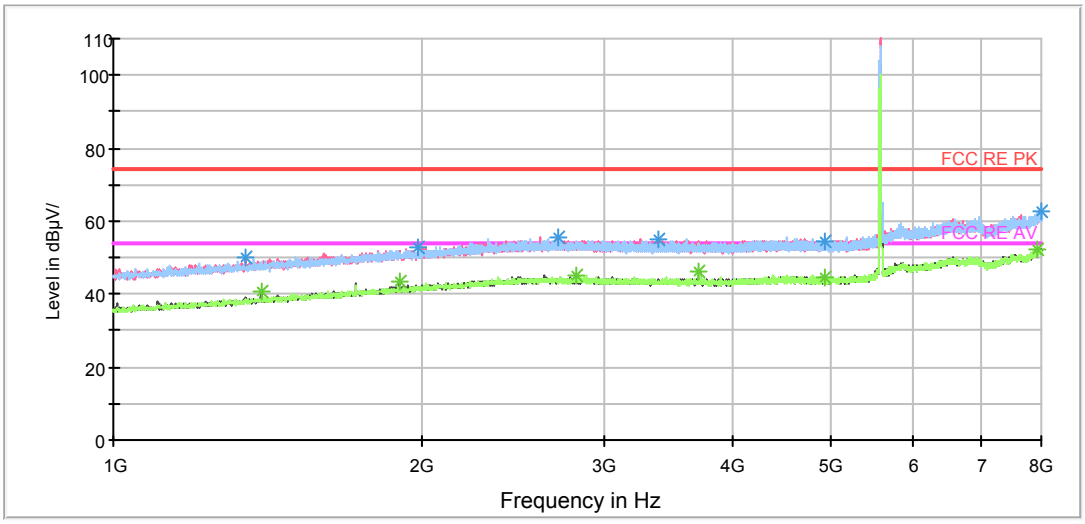

Radiates Emission from 1GHz to 8GHz

Note: The signal beyond the limit is carrier.

FCC RE 1G-18GHz PK+AV Class B

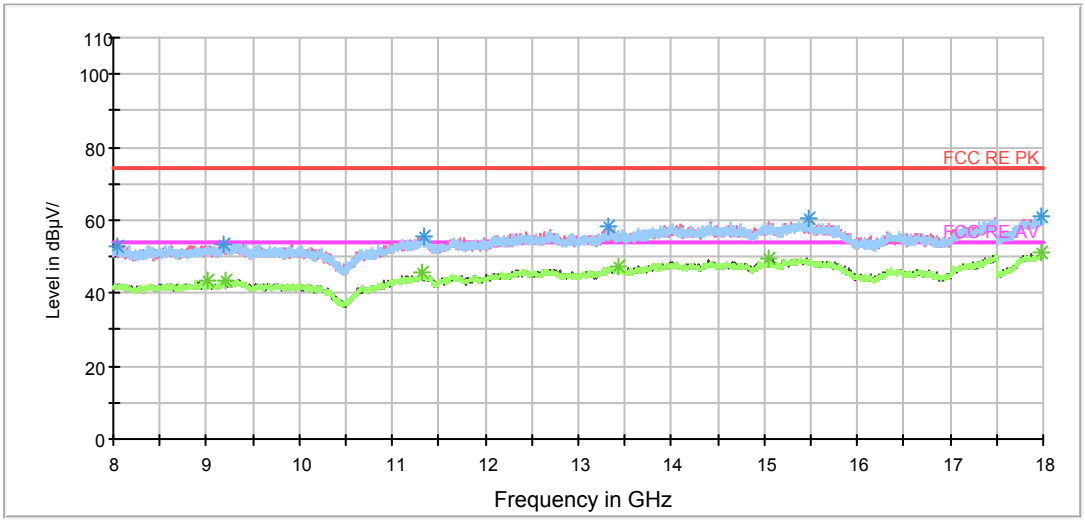

Radiates Emission from 8GHz to 18GHz

This report shall not be reproduced except in full, without the written approval of TA Technology (Shanghai) Co., Ltd.

Frequency (MHz)	Peak (dBuV/m)	Height (cm)	Polarization	Azimuth (deg)	Reading value (dBuV/m)	Correct Factor (dB)	Margin (dB)	Limit (dBuV/m)
1345.625000	49.8	100.0	V	40.0	47.1	2.7	24.2	74
1981.750000	52.7	200.0	V	1.0	46.3	6.4	21.3	74
2711.500000	55.7	200.0	V	29.0	46.3	9.4	18.3	74
3391.375000	55.0	200.0	V	76.0	45.1	9.9	19.0	74
4926.125000	54.3	200.0	H	180.0	42.7	11.6	19.7	74
7986.000000	62.8	200.0	H	0.0	42.8	20.0	11.2	74

Remark: 1. Correction Factor = Antenna factor+ Insertion loss (cable loss + amplifier gain)

Frequency (MHz)	Average (dBuV/m)	Height (cm)	Polarization	Azimuth (deg)	Reading value (dBuV/m)	Correct Factor (dB)	Margin (dB)	Limit (dBuV/m)
1392.000000	40.5	100.0	V	298.0	37.5	3.0	13.5	54
1896.875000	43.3	100.0	V	286.0	37.4	5.9	10.7	54
2827.000000	45.2	200.0	H	311.0	35.6	9.6	8.8	54
3719.500000	46.4	100.0	V	260.0	36.1	10.3	7.6	54
4918.250000	44.8	200.0	V	2.0	33.2	11.6	9.2	54
7915.125000	52.3	100.0	V	114.0	32.6	19.7	1.7	54

Remark: 1. Correction Factor = Antenna factor+ Insertion loss (cable loss + amplifier gain)

This report shall not be reproduced except in full, without the written approval of TA Technology (Shanghai) Co., Ltd.

802.11n (HT20) CH140

FCC RE 1G-18GHz PK+AV Class B

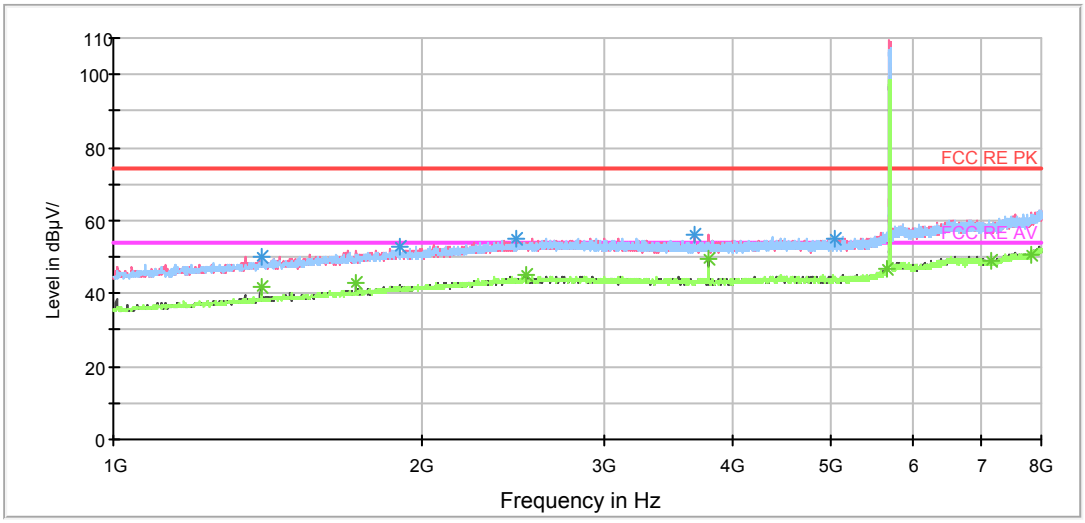

Radiates Emission from 1GHz to 8GHz

Note: The signal beyond the limit is carrier.

FCC RE 1G-18GHz PK+AV Class B

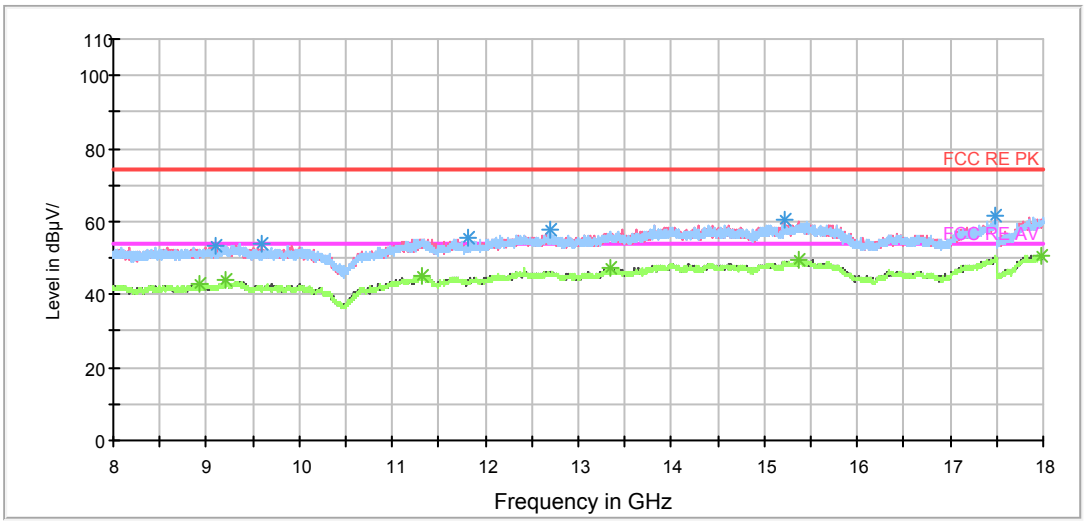

Radiates Emission from 8GHz to 18GHz

This report shall not be reproduced except in full, without the written approval of TA Technology (Shanghai) Co., Ltd.

Frequency (MHz)	Peak (dBuV/m)	Height (cm)	Polarization	Azimuth (deg)	Reading value (dBuV/m)	Correct Factor (dB)	Margin (dB)	Limit (dBuV/m)
1392.000000	49.9	100.0	H	318.0	46.9	3.0	24.1	74
1897.750000	52.8	200.0	V	259.0	46.9	5.9	21.2	74
2466.500000	55.3	100.0	V	359.0	46.4	8.9	18.7	74
3674.000000	56.1	200.0	V	4.0	45.8	10.3	17.9	74
5032.875000	54.9	200.0	V	0.0	43.1	11.8	19.1	74

Remark: 1. Correction Factor = Antenna factor+ Insertion loss (cable loss + amplifier gain)

Frequency (MHz)	Average (dBuV/m)	Height (cm)	Polarization	Azimuth (deg)	Reading value (dBuV/m)	Correct Factor (dB)	Margin (dB)	Limit (dBuV/m)
1391.125000	41.9	100.0	V	87.0	39.0	2.9	12.1	54
1724.500000	43.1	200.0	V	259.0	38.2	4.9	10.9	54
2527.750000	44.9	200.0	V	93.0	35.8	9.1	9.1	54
3800.000000	49.7	200.0	V	259.0	39.4	10.3	4.3	54
5656.750000	46.6	200.0	H	337.0	32.8	13.8	7.4	54
7826.750000	50.7	100.0	V	234.0	31.2	19.5	3.3	54

Remark: 1. Correction Factor = Antenna factor+ Insertion loss (cable loss + amplifier gain)

This report shall not be reproduced except in full, without the written approval of TA Technology (Shanghai) Co., Ltd.

802.11n (HT20) CH149

FCC RE 1G-18GHz PK+AV Class B

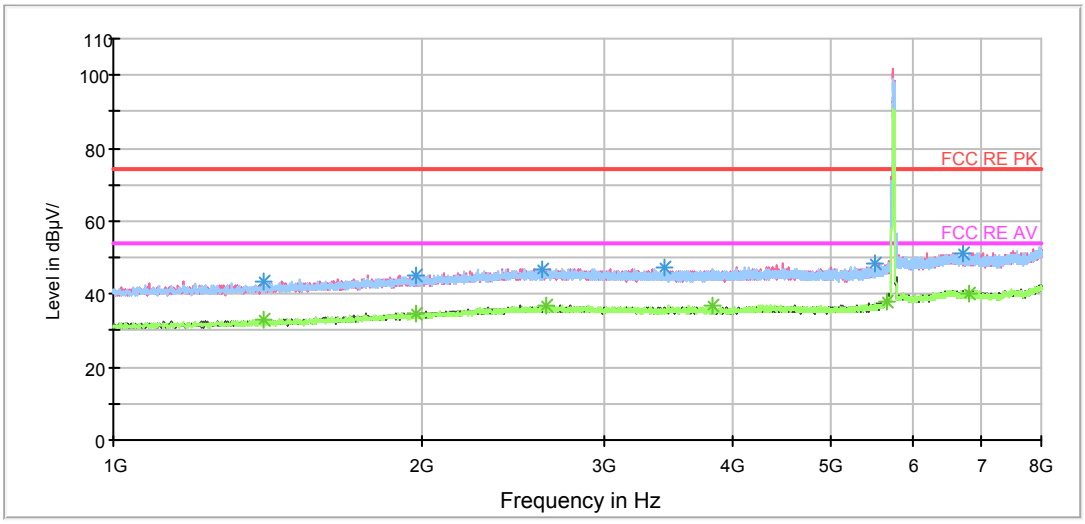

Radiates Emission from 1GHz to 8GHz

Note: The signal beyond the limit is carrier.

FCC RE 1G-18GHz PK+AV Class B

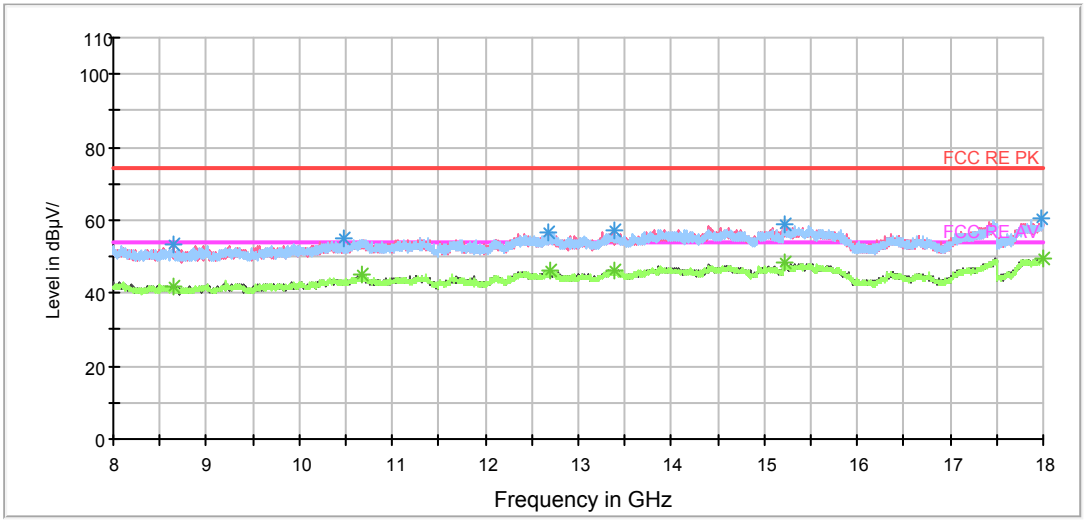

Radiates Emission from 8GHz to 18GHz

This report shall not be reproduced except in full, without the written approval of TA Technology (Shanghai) Co., Ltd.

Frequency (MHz)	Peak (dBuV/m)	Height (cm)	Polarization	Azimuth (deg)	Reading value (dBuV/m)	Correct Factor (dB)	Margin (dB)	Limit (dBuV/m)
1398.125000	43.4	100.0	H	23.0	50.4	-7.0	30.6	74
1969.500000	45.2	200.0	H	347.0	48.9	-3.7	28.8	74
2612.625000	46.5	200.0	V	149.0	47.3	-0.8	27.5	74
3432.500000	47.1	100.0	H	309.0	47.1	0.0	26.9	74
5513.250000	48.2	100.0	H	2.0	45.4	2.8	25.8	74
6722.500000	51.1	200.0	H	0.0	44.1	7.0	22.9	74

Remark: 1. Correction Factor = Antenna factor+ Insertion loss (cable loss + amplifier gain)

Frequency (MHz)	Average (dBuV/m)	Height (cm)	Polarization	Azimuth (deg)	Reading value (dBuV/m)	Correct Factor (dB)	Margin (dB)	Limit (dBuV/m)
1398.125000	32.9	100.0	H	23.0	39.9	-7.0	21.1	54
1973.000000	34.8	200.0	V	3.0	38.5	-3.7	19.2	54
2634.500000	36.8	100.0	H	182.0	37.5	-0.7	17.2	54
3829.750000	36.9	100.0	H	95.0	36.4	0.5	17.1	54
5654.125000	38.1	100.0	V	179.0	34.3	3.8	15.9	54
6806.500000	40.3	100.0	V	234.0	32.9	7.4	13.7	54

Remark: 1. Correction Factor = Antenna factor+ Insertion loss (cable loss + amplifier gain)

This report shall not be reproduced except in full, without the written approval of TA Technology (Shanghai) Co., Ltd.

802.11n (HT20) CH157

FCC RE 1G-18GHz PK+AV Class B

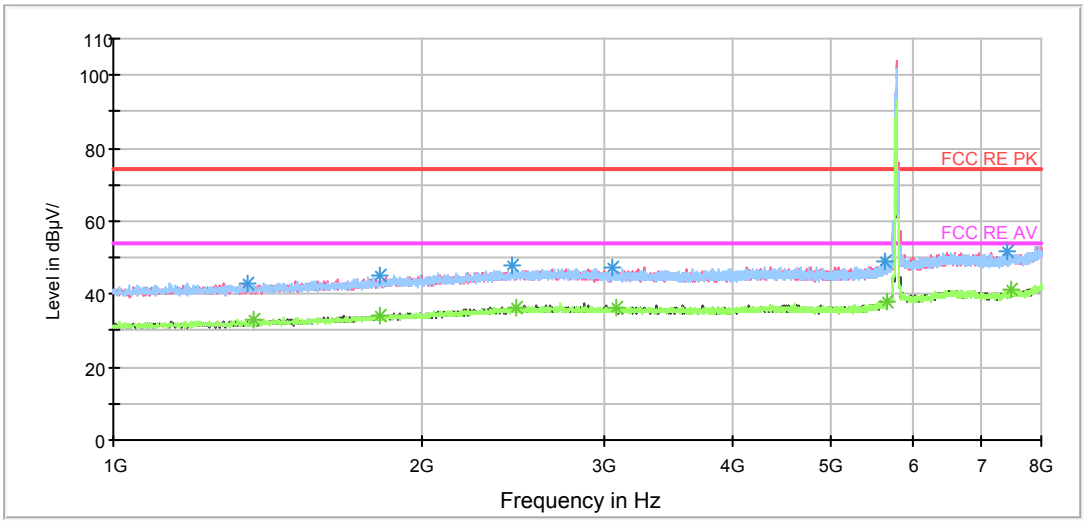

Radiates Emission from 1GHz to 8GHz

Note: The signal beyond the limit is carrier.

FCC RE 1G-18GHz PK+AV Class B

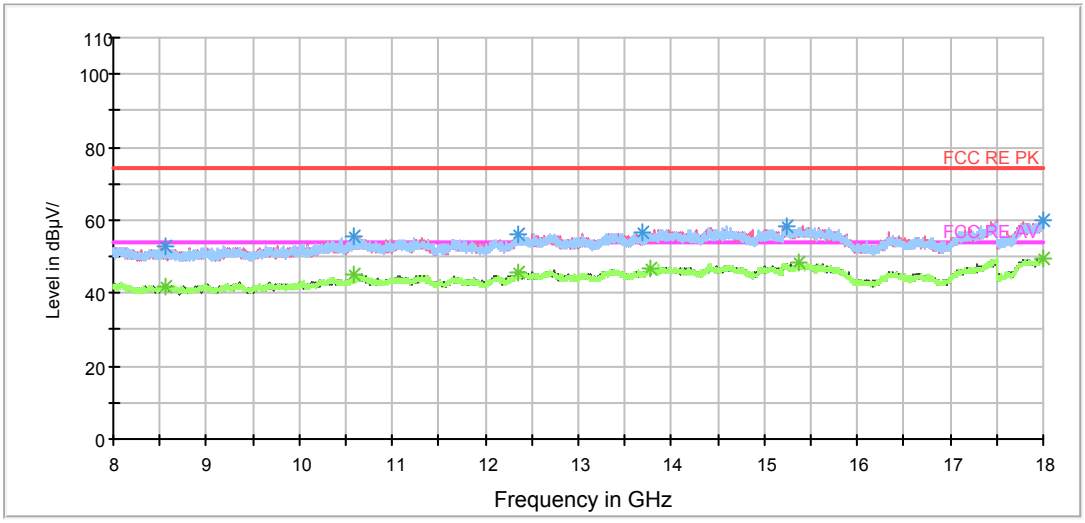

Radiates Emission from 8GHz to 18GHz

This report shall not be reproduced except in full, without the written approval of TA Technology (Shanghai) Co., Ltd.

Frequency (MHz)	Peak (dBuV/m)	Height (cm)	Polarization	Azimuth (deg)	Reading value (dBuV/m)	Correct Factor (dB)	Margin (dB)	Limit (dBuV/m)
1352.625000	42.8	200.0	H	263.0	50.1	-7.3	31.2	74
1814.625000	45.1	100.0	H	41.0	49.6	-4.5	28.9	74
2446.375000	47.8	200.0	V	192.0	48.9	-1.1	26.2	74
3059.750000	47.1	100.0	H	192.0	47.4	-0.3	26.9	74
5636.625000	48.7	200.0	V	4.0	45.1	3.6	25.3	74

Remark: 1. Correction Factor = Antenna factor+ Insertion loss (cable loss + amplifier gain)

Frequency (MHz)	Average (dBuV/m)	Height (cm)	Polarization	Azimuth (deg)	Reading value (dBuV/m)	Correct Factor (dB)	Margin (dB)	Limit (dBuV/m)
1366.625000	32.9	100.0	H	2.0	40.1	-7.2	21.1	54
1818.125000	34.1	100.0	H	116.0	38.6	-4.5	19.9	54
2466.500000	36.2	200.0	V	74.0	37.3	-1.1	17.8	54
3088.625000	36.2	200.0	H	336.0	36.6	-0.4	17.8	54
5648.875000	38.1	100.0	H	2.0	34.4	3.7	15.9	54
7486.375000	41.0	200.0	V	1.0	32.9	8.1	13.0	54

Remark: 1. Correction Factor = Antenna factor+ Insertion loss (cable loss + amplifier gain)

This report shall not be reproduced except in full, without the written approval of TA Technology (Shanghai) Co., Ltd.

802.11n (HT20) CH165

FCC RE 1G-18GHz PK+AV Class B

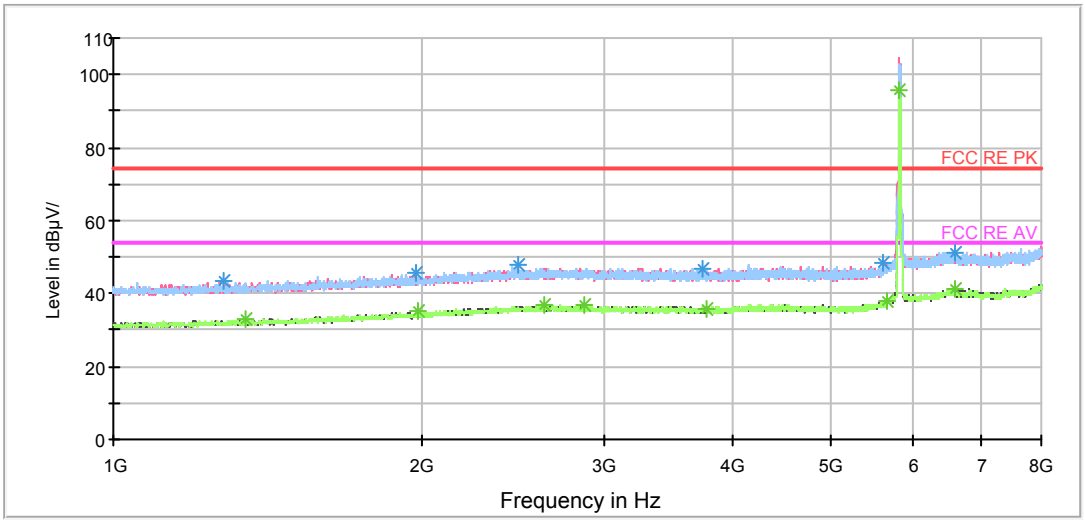

Radiates Emission from 1GHz to 8GHz

Note: The signal beyond the limit is carrier.

FCC RE 1G-18GHz PK+AV Class B

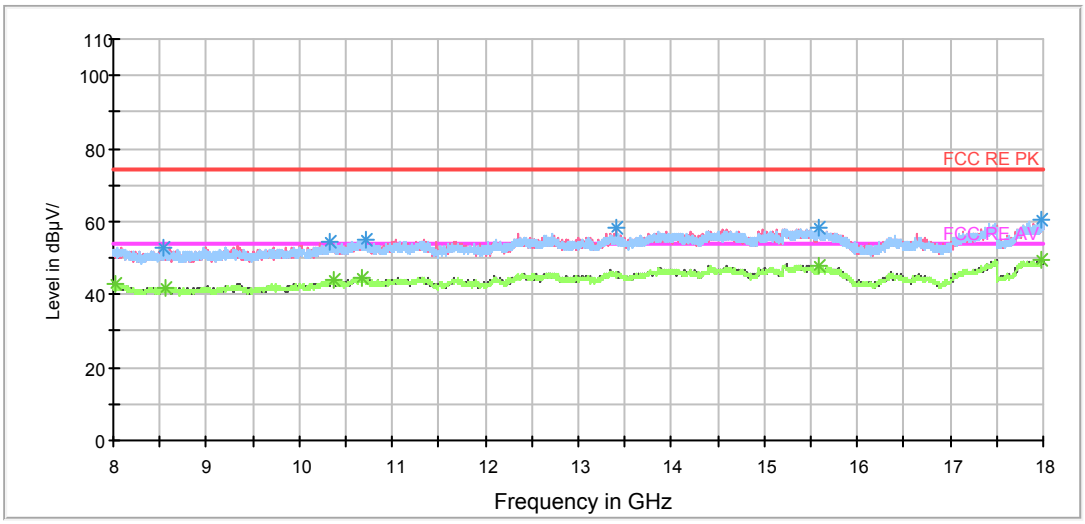

Radiates Emission from 8GHz to 18GHz

This report shall not be reproduced except in full, without the written approval of TA Technology (Shanghai) Co., Ltd.

Frequency (MHz)	Peak (dBuV/m)	Height (cm)	Polarization	Azimuth (deg)	Reading value (dBuV/m)	Correct Factor (dB)	Margin (dB)	Limit (dBuV/m)
1280.000000	43.4	200.0	H	351.0	51.2	-7.8	30.6	74
1968.625000	45.4	200.0	H	351.0	49.1	-3.7	28.6	74
2477.875000	47.7	100.0	V	264.0	48.7	-1.0	26.3	74
3750.125000	46.9	100.0	V	0.0	46.6	0.3	27.1	74
5621.750000	48.2	100.0	V	296.0	44.9	3.3	25.8	74
6586.875000	51.1	100.0	V	353.0	43.6	7.5	22.9	74

Remark: 1. Correction Factor = Antenna factor+ Insertion loss (cable loss + amplifier gain)

Frequency (MHz)	Average (dBuV/m)	Height (cm)	Polarization	Azimuth (deg)	Reading value (dBuV/m)	Correct Factor (dB)	Margin (dB)	Limit (dBuV/m)
1346.500000	33.1	100.0	H	24.0	40.4	-7.3	20.9	54
1976.500000	34.9	200.0	H	43.0	38.5	-3.6	19.1	54
2622.250000	36.9	100.0	V	199.0	37.7	-0.8	17.1	54
2872.500000	37.1	200.0	V	138.0	37.5	-0.4	16.9	54
3785.125000	35.5	100.0	V	134.0	35.1	0.4	18.5	54
5651.500000	38.1	100.0	V	328.0	34.3	3.8	15.9	54

Remark: 1. Correction Factor = Antenna factor+ Insertion loss (cable loss + amplifier gain)

This report shall not be reproduced except in full, without the written approval of TA Technology (Shanghai) Co., Ltd.

802.11n (HT40) CH38

FCC RE 1G-18GHz PK+AV Class B

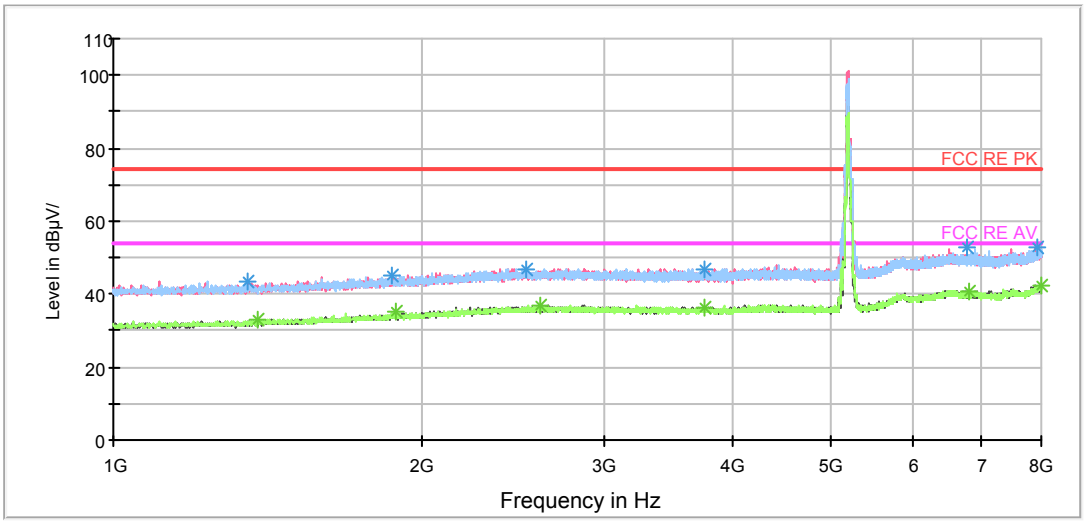

Radiates Emission from 1GHz to 8GHz

Note: The signal beyond the limit is carrier.

FCC RE 1G-18GHz PK+AV Class B

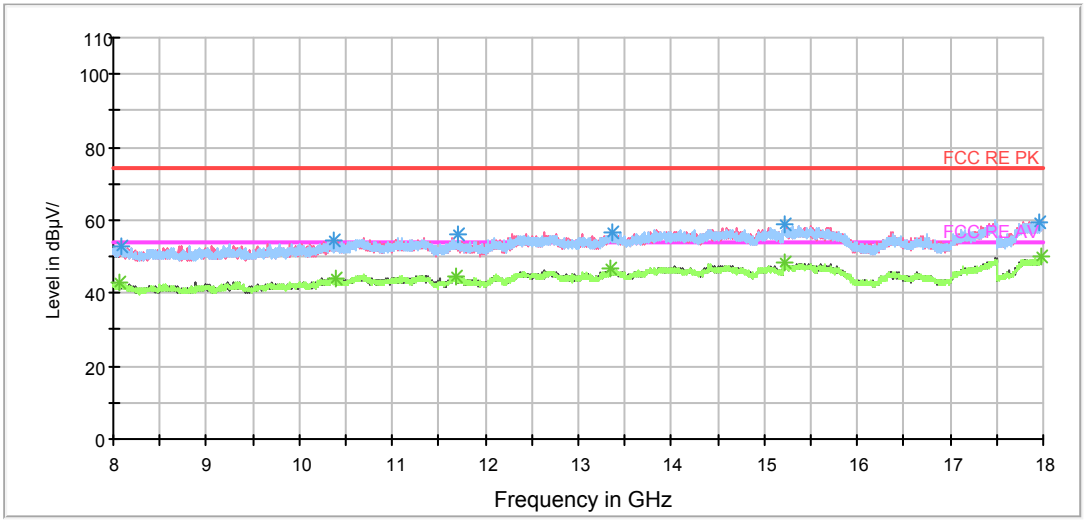

Radiates Emission from 8GHz to 18GHz

This report shall not be reproduced except in full, without the written approval of TA Technology (Shanghai) Co., Ltd.

Frequency (MHz)	Peak (dBuV/m)	Height (cm)	Polarization	Azimuth (deg)	Reading value (dBuV/m)	Correct Factor (dB)	Margin (dB)	Limit (dBuV/m)
1350.875000	43.4	200.0	V	125.0	50.7	-7.3	30.6	74
1866.250000	45.1	200.0	V	54.0	49.2	-4.1	28.9	74
2526.875000	47.0	100.0	V	269.0	47.9	-0.9	27.0	74
3756.250000	47.0	200.0	V	270.0	46.7	0.3	27.0	74
6764.500000	52.7	100.0	H	318.0	45.7	7.0	21.3	74
7911.625000	53.0	100.0	H	210.0	43.4	9.6	21.0	74

Remark: 1. Correction Factor = Antenna factor+ Insertion loss (cable loss + amplifier gain)

Frequency (MHz)	Average (dBuV/m)	Height (cm)	Polarization	Azimuth (deg)	Reading value (dBuV/m)	Correct Factor (dB)	Margin (dB)	Limit (dBuV/m)
1381.500000	33.0	100.0	H	80.0	40.1	-7.1	21.0	54
1883.750000	35.1	100.0	H	2.0	39.2	-4.1	18.9	54
2605.625000	36.9	100.0	V	291.0	37.7	-0.8	17.1	54
3762.375000	36.3	200.0	H	123.0	35.9	0.4	17.7	54
6802.125000	40.9	100.0	H	0.0	33.5	7.4	13.1	54
7991.250000	42.4	100.0	H	4.0	32.4	10.0	11.6	54

Remark: 1. Correction Factor = Antenna factor+ Insertion loss (cable loss + amplifier gain)

This report shall not be reproduced except in full, without the written approval of TA Technology (Shanghai) Co., Ltd.

802.11n (HT40) CH46

FCC RE 1G-18GHz PK+AV Class B

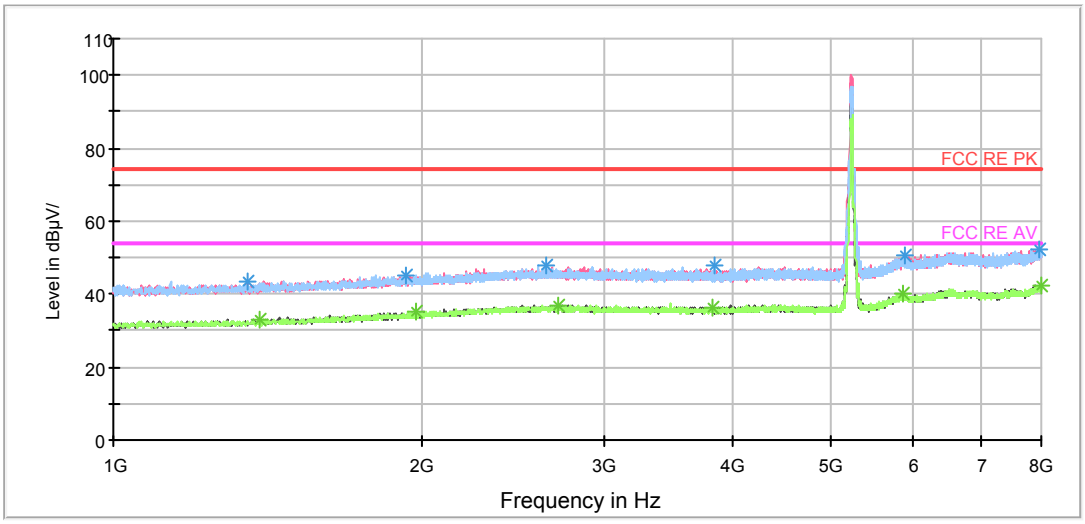

Radiates Emission from 1GHz to 8GHz

Note: The signal beyond the limit is carrier.

FCC RE 1G-18GHz PK+AV Class B

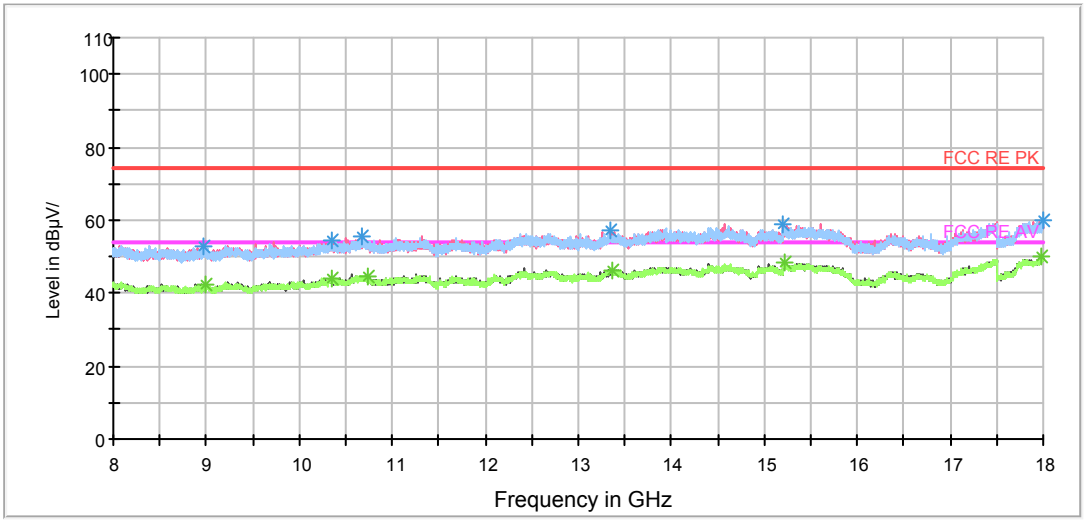

Radiates Emission from 8GHz to 18GHz

This report shall not be reproduced except in full, without the written approval of TA Technology (Shanghai) Co., Ltd.

Frequency (MHz)	Peak (dBuV/m)	Height (cm)	Polarization	Azimuth (deg)	Reading value (dBuV/m)	Correct Factor (dB)	Margin (dB)	Limit (dBuV/m)
1352.625000	43.3	200.0	V	0.0	50.6	-7.3	30.7	74
1922.250000	45.0	100.0	V	0.0	48.8	-3.8	29.0	74
2633.625000	48.1	100.0	H	273.0	48.8	-0.7	25.9	74
3839.375000	47.6	100.0	H	297.0	47.2	0.4	26.4	74
5896.500000	50.8	100.0	H	297.0	45.3	5.5	23.2	74
7953.625000	52.4	200.0	V	61.0	42.5	9.9	21.6	74

Remark: 1. Correction Factor = Antenna factor+ Insertion loss (cable loss + amplifier gain)

Frequency (MHz)	Average (dBuV/m)	Height (cm)	Polarization	Azimuth (deg)	Reading value (dBuV/m)	Correct Factor (dB)	Margin (dB)	Limit (dBuV/m)
1390.250000	33.0	200.0	V	239.0	40.1	-7.1	21.0	54
1971.250000	35.1	200.0	H	0.0	38.8	-3.7	18.9	54
2715.000000	37.1	200.0	H	305.0	37.7	-0.6	16.9	54
3828.000000	36.1	100.0	V	312.0	35.6	0.5	17.9	54
5872.000000	40.2	100.0	H	0.0	34.4	5.8	13.8	54
7999.125000	42.2	200.0	V	0.0	32.2	10.0	11.8	54

Remark: 1. Correction Factor = Antenna factor+ Insertion loss (cable loss + amplifier gain)

This report shall not be reproduced except in full, without the written approval of TA Technology (Shanghai) Co., Ltd.

802.11n (HT40) CH54

FCC RE 1G-18GHz PK+AV Class B

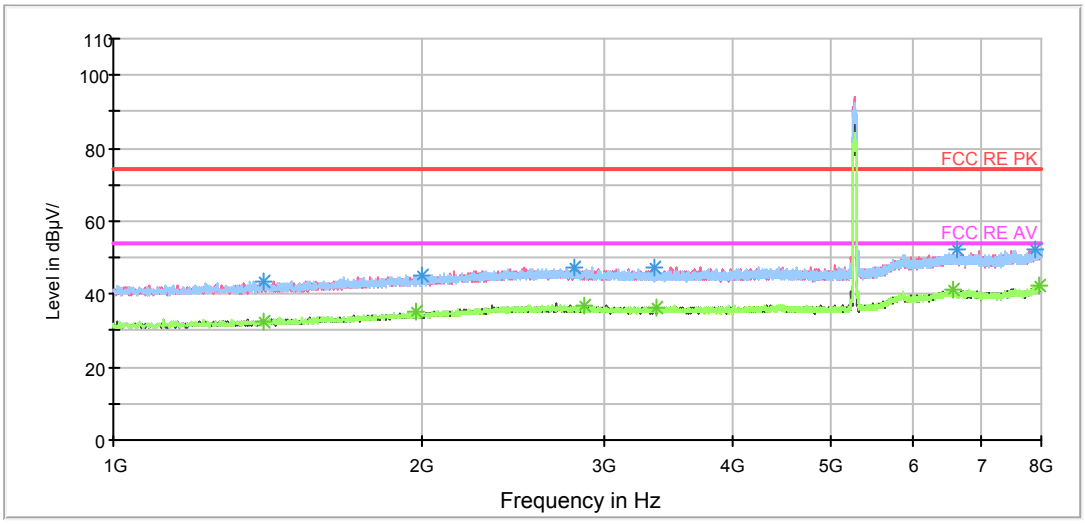

Radiates Emission from 1GHz to 8GHz

Note: The signal beyond the limit is carrier.

FCC RE 1G-18GHz PK+AV Class B

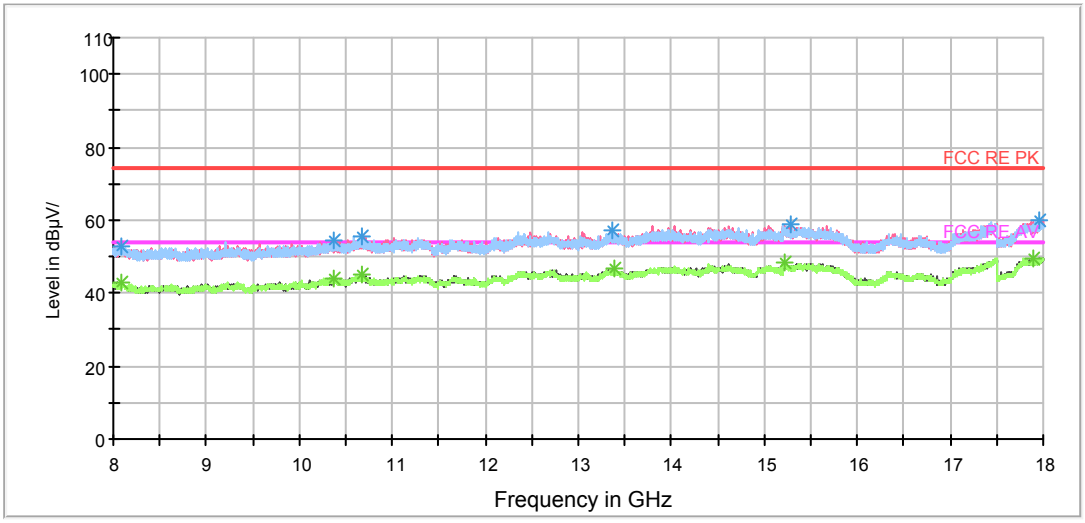

Radiates Emission from 8GHz to 18GHz

This report shall not be reproduced except in full, without the written approval of TA Technology (Shanghai) Co., Ltd.

Frequency (MHz)	Peak (dBuV/m)	Height (cm)	Polarization	Azimuth (deg)	Reading value (dBuV/m)	Correct Factor (dB)	Margin (dB)	Limit (dBuV/m)
1401.625000	43.5	200.0	H	253.0	50.5	-7.0	30.5	74
1993.125000	45.1	100.0	H	12.0	48.7	-3.6	28.9	74
2812.125000	47.2	100.0	V	348.0	47.7	-0.5	26.8	74
3365.125000	47.3	100.0	V	158.0	47.4	-0.1	26.7	74
6624.500000	52.1	200.0	V	80.0	44.9	7.2	21.9	74
7909.000000	52.2	100.0	H	5.0	42.6	9.6	21.8	74

Remark: 1. Correction Factor = Antenna factor+ Insertion loss (cable loss + amplifier gain)

Frequency (MHz)	Average (dBuV/m)	Height (cm)	Polarization	Azimuth (deg)	Reading value (dBuV/m)	Correct Factor (dB)	Margin (dB)	Limit (dBuV/m)
1402.500000	32.6	100.0	V	357.0	39.5	-6.9	21.4	54
1966.875000	35.0	200.0	H	0.0	38.7	-3.7	19.0	54
2870.750000	36.8	200.0	V	0.0	37.1	-0.3	17.2	54
3377.375000	36.2	100.0	H	141.0	36.4	-0.2	17.8	54
6570.250000	41.0	100.0	H	5.0	33.6	7.4	13.0	54
7976.375000	42.3	200.0	V	0.0	32.3	10.0	11.7	54

Remark: 1. Correction Factor = Antenna factor+ Insertion loss (cable loss + amplifier gain)

This report shall not be reproduced except in full, without the written approval of TA Technology (Shanghai) Co., Ltd.

802.11n (HT40) CH62

FCC RE 1G-18GHz PK+AV Class B

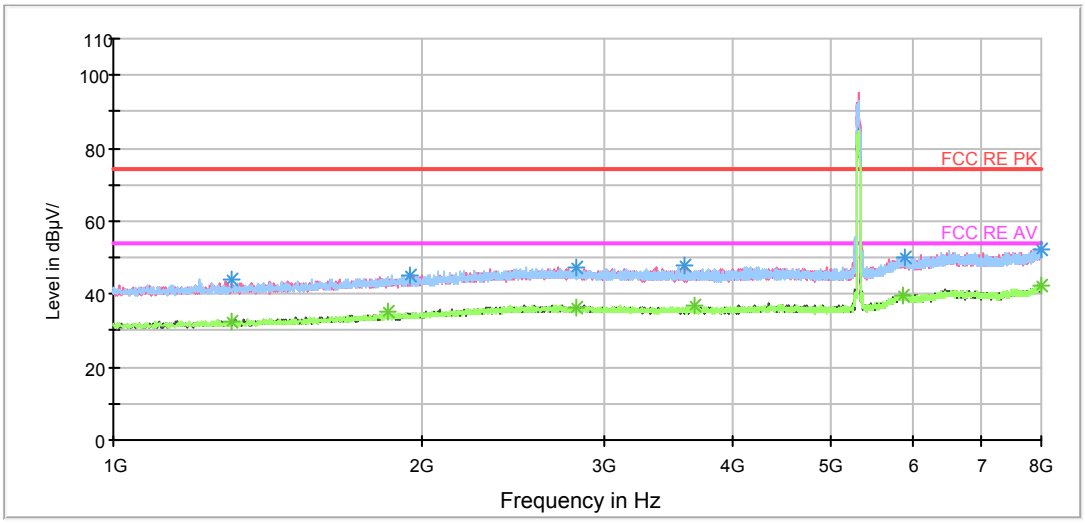

Radiates Emission from 1GHz to 8GHz

Note: The signal beyond the limit is carrier.

FCC RE 1G-18GHz PK+AV Class B

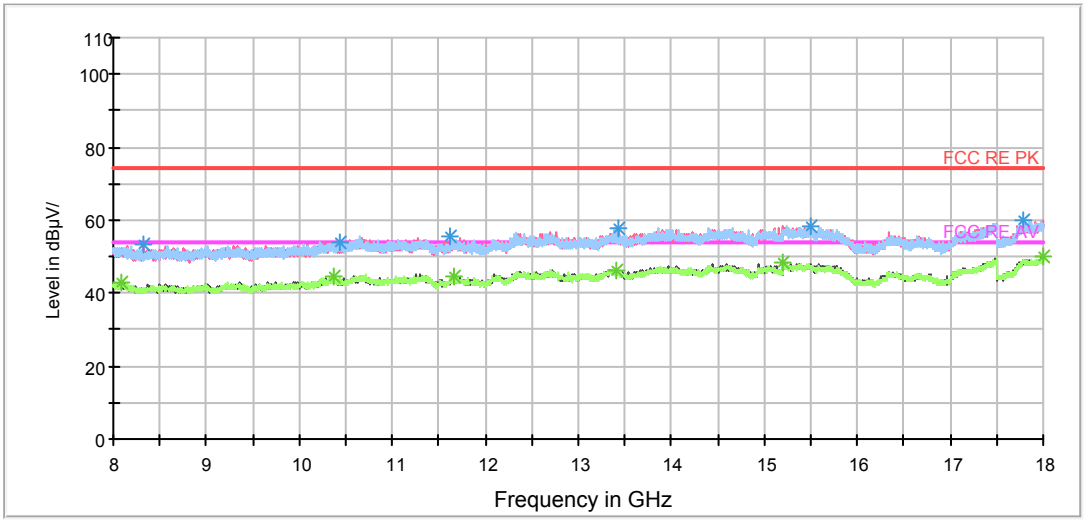

Radiates Emission from 8GHz to 18GHz

This report shall not be reproduced except in full, without the written approval of TA Technology (Shanghai) Co., Ltd.

Frequency (MHz)	Peak (dBuV/m)	Height (cm)	Polarization	Azimuth (deg)	Reading value (dBuV/m)	Correct Factor (dB)	Margin (dB)	Limit (dBuV/m)
1301.875000	43.8	100.0	H	129.0	51.4	-7.6	30.2	74
1941.500000	45.2	100.0	H	324.0	49.1	-3.9	28.8	74
2818.250000	47.2	100.0	V	352.0	47.6	-0.4	26.8	74
3595.250000	47.7	200.0	V	285.0	47.5	0.2	26.3	74
5892.125000	50.3	100.0	H	162.0	44.7	5.6	23.7	74
7998.250000	52.5	100.0	H	56.0	42.5	10.0	21.5	74

Remark: 1. Correction Factor = Antenna factor+ Insertion loss (cable loss + amplifier gain)

Frequency (MHz)	Average (dBuV/m)	Height (cm)	Polarization	Azimuth (deg)	Reading value (dBuV/m)	Correct Factor (dB)	Margin (dB)	Limit (dBuV/m)
1304.500000	32.4	200.0	V	143.0	39.9	-7.5	21.6	54
1847.000000	35.0	200.0	H	305.0	39.3	-4.3	19.0	54
2825.250000	36.5	200.0	H	208.0	36.9	-0.4	17.5	54
3672.250000	36.7	100.0	V	176.0	36.4	0.3	17.3	54
5878.125000	39.8	200.0	H	305.0	34.0	5.8	14.2	54
8000.000000	42.3	200.0	H	273.0	32.3	10.0	11.7	54

Remark: 1. Correction Factor = Antenna factor+ Insertion loss (cable loss + amplifier gain)

This report shall not be reproduced except in full, without the written approval of TA Technology (Shanghai) Co., Ltd.

802.11n (HT40) CH102

FCC RE 1G-18GHz PK+AV Class B

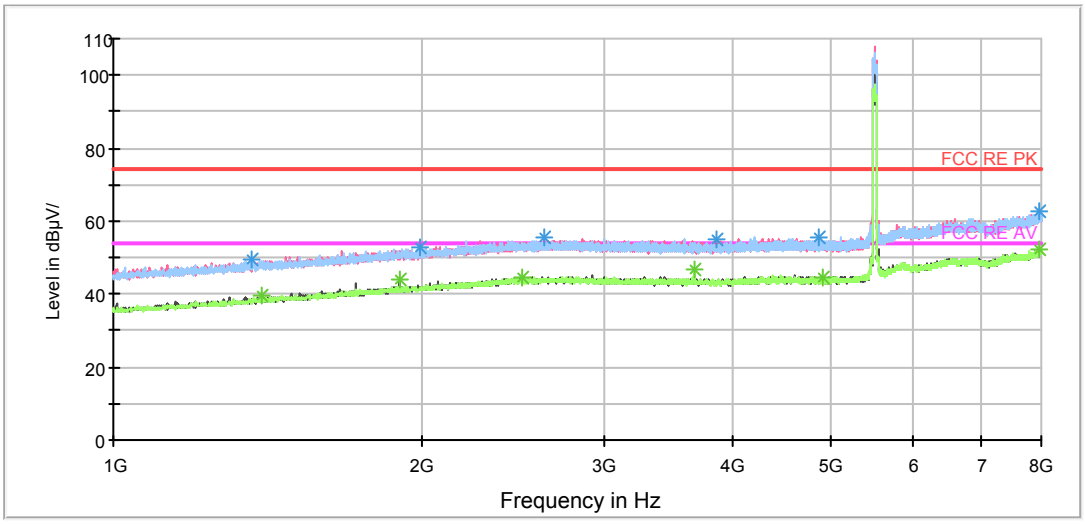

Radiates Emission from 1GHz to 8GHz

Note: The signal beyond the limit is carrier.

FCC RE 1G-18GHz PK+AV Class B

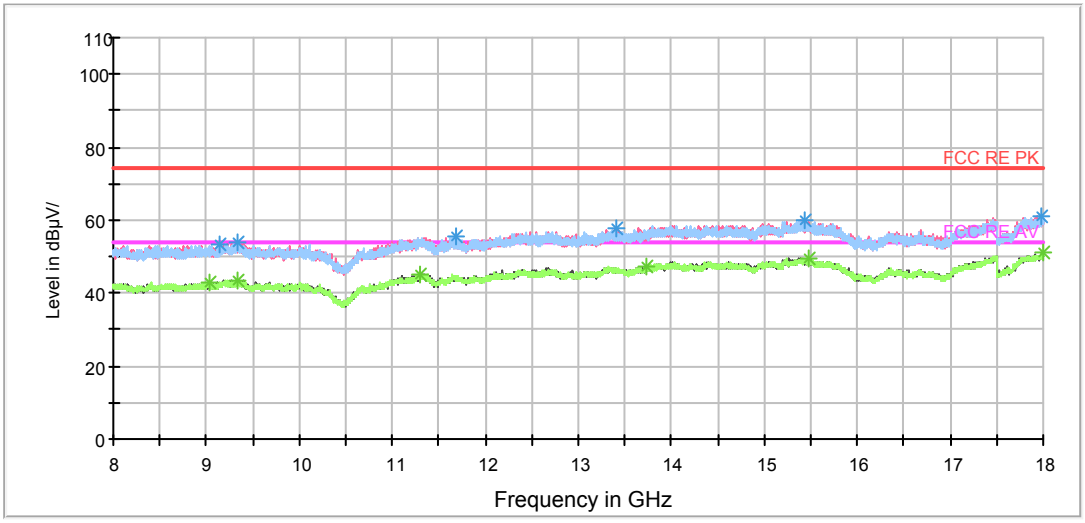

Radiates Emission from 8GHz to 18GHz

This report shall not be reproduced except in full, without the written approval of TA Technology (Shanghai) Co., Ltd.

Frequency (MHz)	Peak (dBuV/m)	Height (cm)	Polarization	Azimuth (deg)	Reading value (dBuV/m)	Correct Factor (dB)	Margin (dB)	Limit (dBuV/m)
1364.000000	49.4	100.0	H	0.0	46.6	2.8	24.6	74
1989.625000	52.7	100.0	V	0.0	46.3	6.4	21.3	74
2623.125000	55.3	200.0	V	46.0	46.0	9.3	18.7	74
3866.500000	55.1	200.0	V	190.0	44.6	10.5	18.9	74
4852.625000	55.6	100.0	V	354.0	44.0	11.6	18.4	74
7949.250000	62.4	200.0	V	203.0	42.5	19.9	11.6	74

Remark: 1. Correction Factor = Antenna factor+ Insertion loss (cable loss + amplifier gain)

Frequency (MHz)	Average (dBuV/m)	Height (cm)	Polarization	Azimuth (deg)	Reading value (dBuV/m)	Correct Factor (dB)	Margin (dB)	Limit (dBuV/m)
1392.875000	39.5	100.0	H	0.0	36.5	3.0	14.5	54
1896.875000	43.8	100.0	V	275.0	37.9	5.9	10.2	54
2500.625000	44.6	200.0	H	154.0	35.5	9.1	9.4	54
3673.125000	46.6	100.0	H	335.0	36.3	10.3	7.4	54
4893.750000	44.6	200.0	H	358.0	32.8	11.8	9.4	54
7971.125000	52.5	200.0	V	0.0	32.5	20.0	1.5	54

Remark: 1. Correction Factor = Antenna factor+ Insertion loss (cable loss + amplifier gain)

This report shall not be reproduced except in full, without the written approval of TA Technology (Shanghai) Co., Ltd.

802.11n (HT40) CH110

FCC RE 1G-18GHz PK+AV Class B

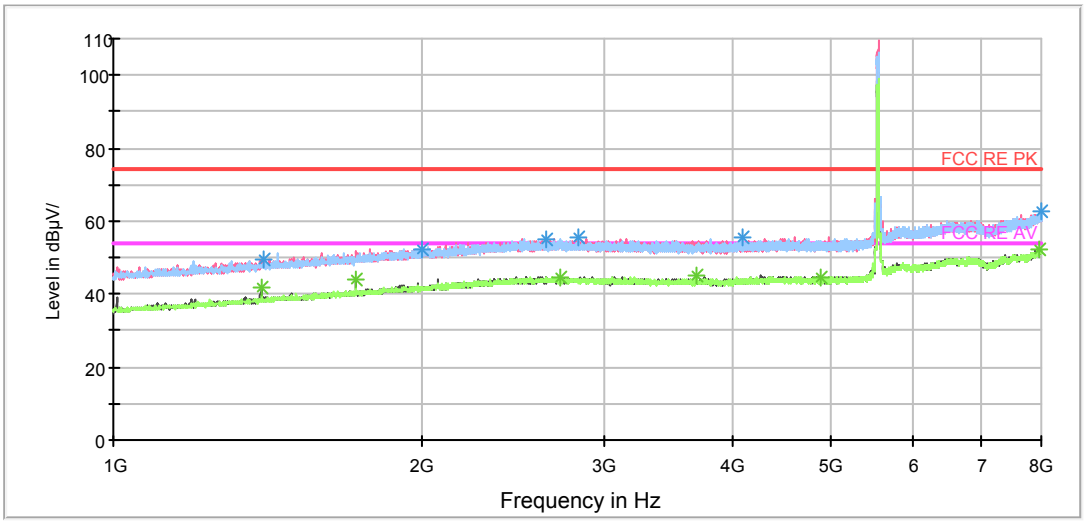

Radiates Emission from 1GHz to 8GHz

Note: The signal beyond the limit is carrier.

FCC RE 1G-18GHz PK+AV Class B

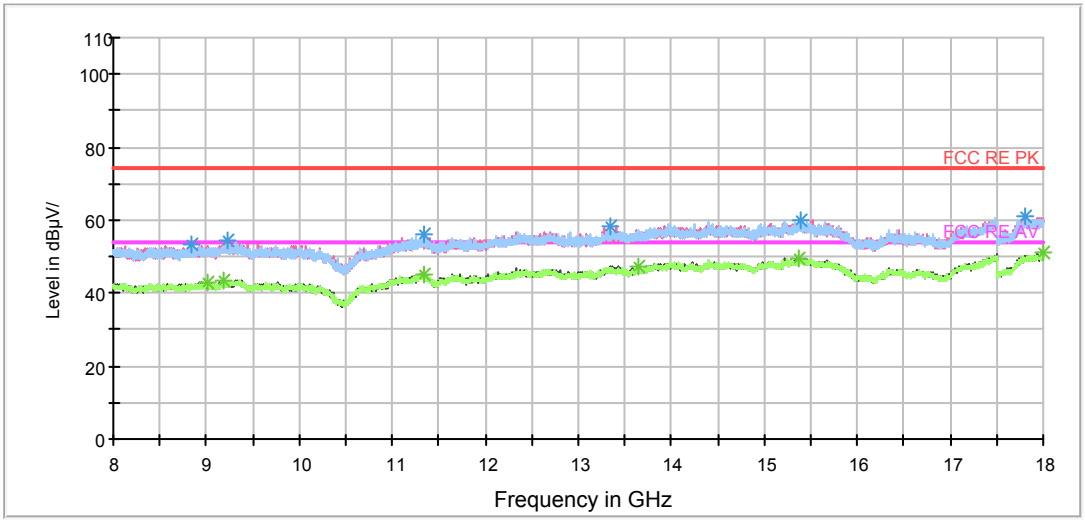

Radiates Emission from 8GHz to 18GHz

This report shall not be reproduced except in full, without the written approval of TA Technology (Shanghai) Co., Ltd.

Frequency (MHz)	Peak (dBuV/m)	Height (cm)	Polarization	Azimuth (deg)	Reading value (dBuV/m)	Correct Factor (dB)	Margin (dB)	Limit (dBuV/m)
1398.125000	49.7	100.0	V	87.0	46.7	3.0	24.3	74
1996.625000	52.4	200.0	H	340.0	46.0	6.4	21.6	74
2639.750000	55.2	200.0	V	124.0	45.9	9.3	18.8	74
2839.250000	55.8	100.0	H	41.0	46.3	9.5	18.2	74
4103.625000	55.8	100.0	H	131.0	44.9	10.9	18.2	74
7995.625000	62.5	100.0	H	7.0	42.5	20.0	11.5	74

Remark: 1. Correction Factor = Antenna factor+ Insertion loss (cable loss + amplifier gain)

Frequency (MHz)	Average (dBuV/m)	Height (cm)	Polarization	Azimuth (deg)	Reading value (dBuV/m)	Correct Factor (dB)	Margin (dB)	Limit (dBuV/m)
1392.000000	41.7	100.0	V	56.0	38.7	3.0	12.3	54
1724.500000	43.8	200.0	V	258.0	38.9	4.9	10.2	54
2723.750000	44.6	200.0	H	58.0	35.1	9.5	9.4	54
3699.375000	45.2	200.0	V	258.0	34.9	10.3	8.8	54
4891.125000	44.6	100.0	V	260.0	32.8	11.8	9.4	54
7965.000000	52.3	200.0	H	357.0	32.3	20.0	1.7	54

Remark: 1. Correction Factor = Antenna factor+ Insertion loss (cable loss + amplifier gain)

This report shall not be reproduced except in full, without the written approval of TA Technology (Shanghai) Co., Ltd.

802.11n (HT40) CH134

FCC RE 1G-18GHz PK+AV Class B

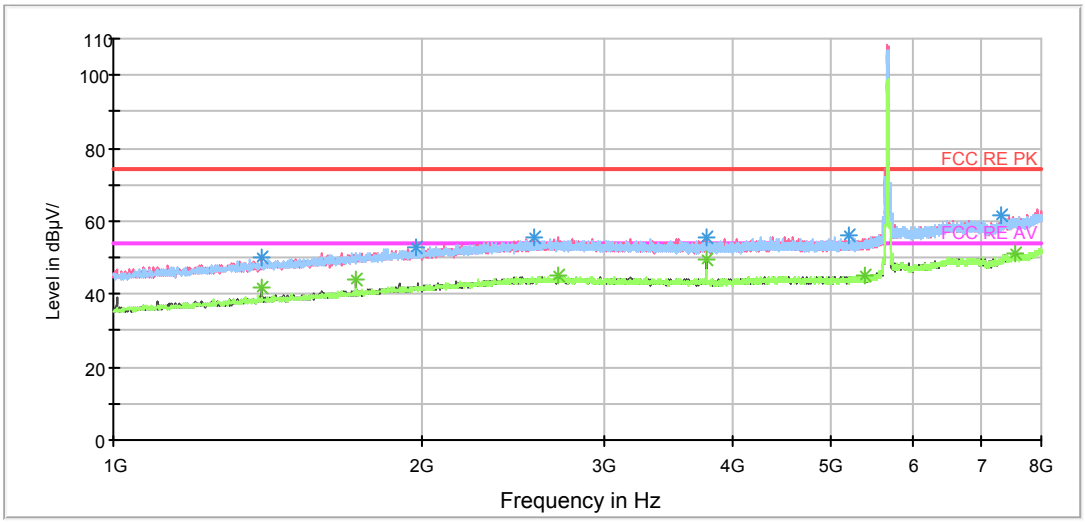

Radiates Emission from 1GHz to 8GHz

Note: The signal beyond the limit is carrier.

FCC RE 1G-18GHz PK+AV Class B

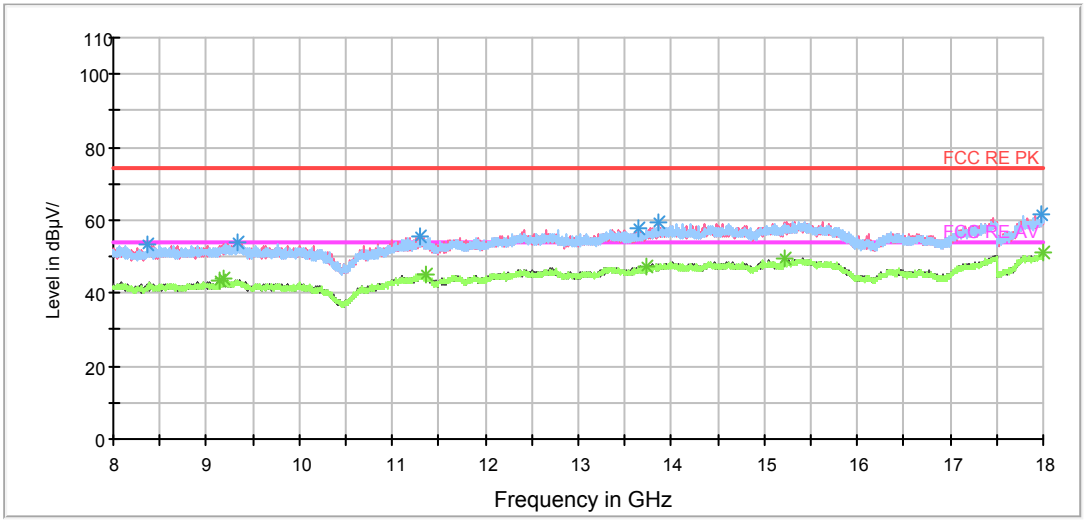

Radiates Emission from 8GHz to 18GHz

This report shall not be reproduced except in full, without the written approval of TA Technology (Shanghai) Co., Ltd.

Frequency (MHz)	Peak (dBuV/m)	Height (cm)	Polarization	Azimuth (deg)	Reading value (dBuV/m)	Correct Factor (dB)	Margin (dB)	Limit (dBuV/m)
1392.000000	50.1	100.0	V	87.0	47.1	3.0	23.9	74
1968.625000	52.7	200.0	H	358.0	46.4	6.3	21.3	74
2567.125000	55.6	200.0	V	0.0	46.4	9.2	18.4	74
3779.875000	55.5	100.0	V	247.0	45.1	10.4	18.5	74
5195.625000	56.1	100.0	H	149.0	44.2	11.9	17.9	74
7328.875000	61.4	100.0	H	190.0	43.7	17.7	12.6	74

Remark: 1. Correction Factor = Antenna factor+ Insertion loss (cable loss + amplifier gain)

Frequency (MHz)	Average (dBuV/m)	Height (cm)	Polarization	Azimuth (deg)	Reading value (dBuV/m)	Correct Factor (dB)	Margin (dB)	Limit (dBuV/m)
1392.875000	41.7	100.0	V	87.0	38.7	3.0	12.3	54
1724.500000	43.8	200.0	V	86.0	38.9	4.9	10.2	54
2710.625000	45.3	200.0	V	0.0	35.9	9.4	8.7	54
3779.875000	49.4	100.0	V	247.0	39.0	10.4	4.6	54
5386.375000	45.0	100.0	H	6.0	32.6	12.4	9.0	54
7537.125000	51.3	200.0	H	171.0	32.9	18.4	2.7	54

Remark: 1. Correction Factor = Antenna factor+ Insertion loss (cable loss + amplifier gain)

This report shall not be reproduced except in full, without the written approval of TA Technology (Shanghai) Co., Ltd.

802.11n (HT40) CH151

FCC RE 1G-18GHz PK+AV Class B

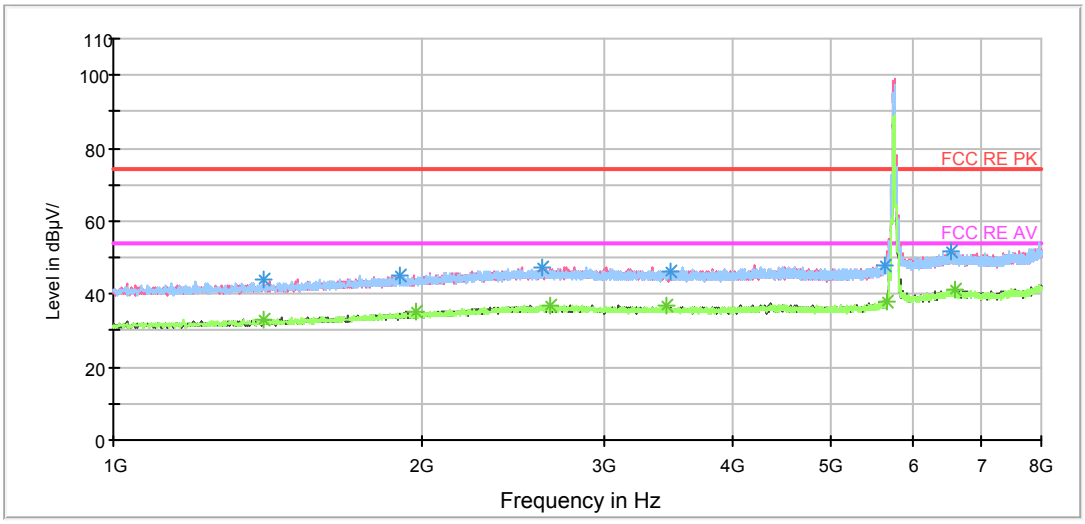

Radiates Emission from 1GHz to 8GHz

Note: The signal beyond the limit is carrier.

FCC RE 1G-18GHz PK+AV Class B

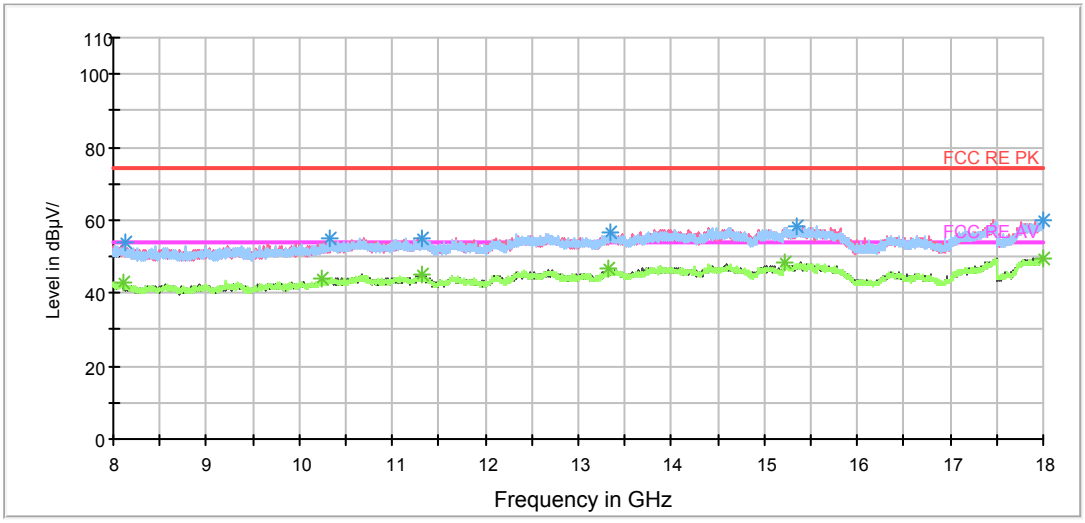

Radiates Emission from 8GHz to 18GHz

This report shall not be reproduced except in full, without the written approval of TA Technology (Shanghai) Co., Ltd.

Frequency (MHz)	Peak (dBuV/m)	Height (cm)	Polarization	Azimuth (deg)	Reading value (dBuV/m)	Correct Factor (dB)	Margin (dB)	Limit (dBuV/m)
1401.625000	43.7	200.0	V	210.0	50.7	-7.0	30.3	74
1897.750000	45.3	100.0	H	27.0	49.4	-4.1	28.7	74
2613.500000	47.3	100.0	V	358.0	48.1	-0.8	26.7	74
3484.125000	46.3	100.0	H	188.0	46.2	0.1	27.7	74
5634.875000	48.1	200.0	H	345.0	44.6	3.5	25.9	74
6534.375000	51.6	200.0	V	241.0	44.3	7.3	22.4	74

Remark: 1. Correction Factor = Antenna factor+ Insertion loss (cable loss + amplifier gain)

Frequency (MHz)	Average (dBuV/m)	Height (cm)	Polarization	Azimuth (deg)	Reading value (dBuV/m)	Correct Factor (dB)	Margin (dB)	Limit (dBuV/m)
1399.000000	33.0	200.0	H	112.0	40.0	-7.0	21.0	54
1973.000000	35.0	100.0	H	27.0	38.7	-3.7	19.0	54
2666.000000	37.0	200.0	H	277.0	37.7	-0.7	17.0	54
3457.000000	36.9	100.0	H	6.0	36.9	0.0	17.1	54
5656.750000	38.2	200.0	H	80.0	34.4	3.8	15.8	54
6592.125000	41.2	100.0	H	260.0	33.8	7.4	12.8	54

Remark: 1. Correction Factor = Antenna factor+ Insertion loss (cable loss + amplifier gain)

This report shall not be reproduced except in full, without the written approval of TA Technology (Shanghai) Co., Ltd.

802.11n (HT40) CH159

FCC RE 1G-18GHz PK+AV Class B

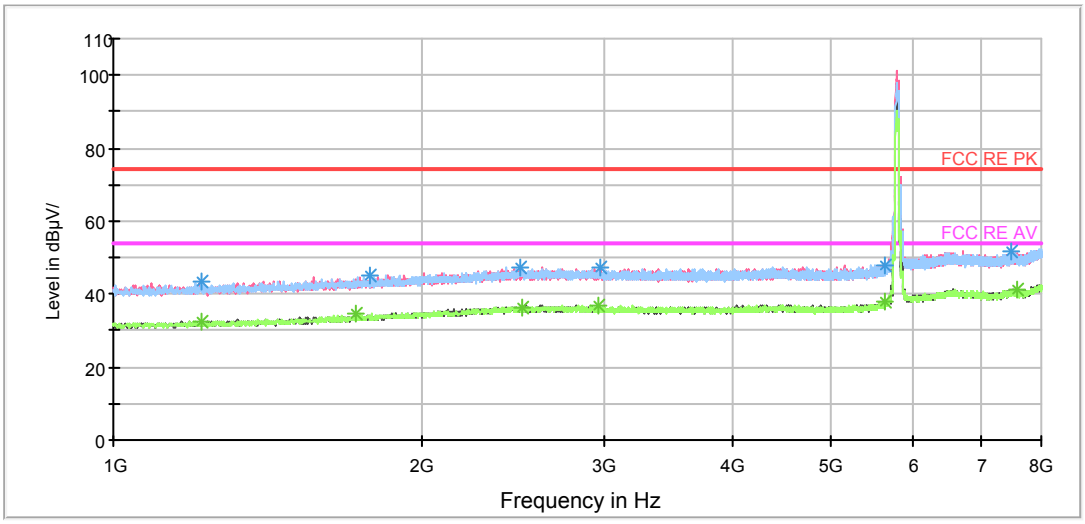

Radiates Emission from 1GHz to 8GHz

Note: The signal beyond the limit is carrier.

FCC RE 1G-18GHz PK+AV Class B

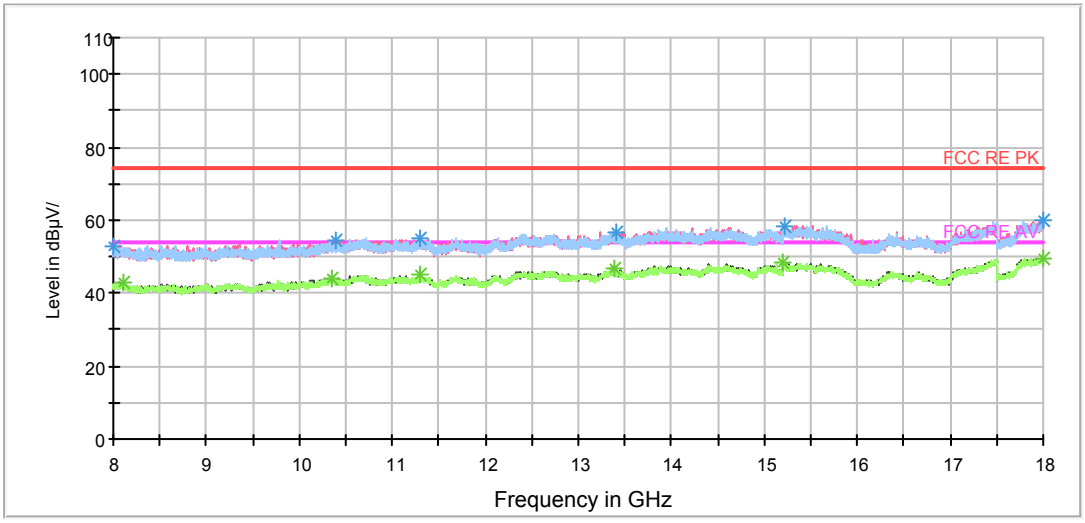

Radiates Emission from 8GHz to 18GHz

This report shall not be reproduced except in full, without the written approval of TA Technology (Shanghai) Co., Ltd.

Frequency (MHz)	Peak (dBuV/m)	Height (cm)	Polarization	Azimuth (deg)	Reading value (dBuV/m)	Correct Factor (dB)	Margin (dB)	Limit (dBuV/m)
1216.125000	43.6	200.0	H	343.0	51.7	-8.1	30.4	74
1775.250000	45.1	100.0	H	260.0	49.9	-4.8	28.9	74
2486.625000	47.5	100.0	V	218.0	48.5	-1.0	26.5	74
2973.125000	47.0	200.0	V	24.0	47.3	-0.3	27.0	74
5646.250000	48.1	200.0	H	251.0	44.4	3.7	25.9	74
7493.375000	51.7	100.0	V	355.0	43.5	8.2	22.3	74

Remark: 1. Correction Factor = Antenna factor+ Insertion loss (cable loss + amplifier gain)

Frequency (MHz)	Average (dBuV/m)	Height (cm)	Polarization	Azimuth (deg)	Reading value (dBuV/m)	Correct Factor (dB)	Margin (dB)	Limit (dBuV/m)
1217.000000	32.5	100.0	V	175.0	40.6	-8.1	21.5	54
1719.250000	34.8	200.0	V	24.0	40.0	-5.2	19.2	54
2497.125000	36.3	100.0	V	0.0	37.2	-0.9	17.7	54
2966.125000	37.0	100.0	V	335.0	37.3	-0.3	17.0	54
5638.375000	38.2	100.0	V	186.0	34.6	3.6	15.8	54
7578.250000	41.2	100.0	V	356.0	33.1	8.1	12.8	54

Remark: 1. Correction Factor = Antenna factor+ Insertion loss (cable loss + amplifier gain)

This report shall not be reproduced except in full, without the written approval of TA Technology (Shanghai) Co., Ltd.

802.11ac (HT80) CH42

FCC RE 1G-18GHz PK+AV Class B

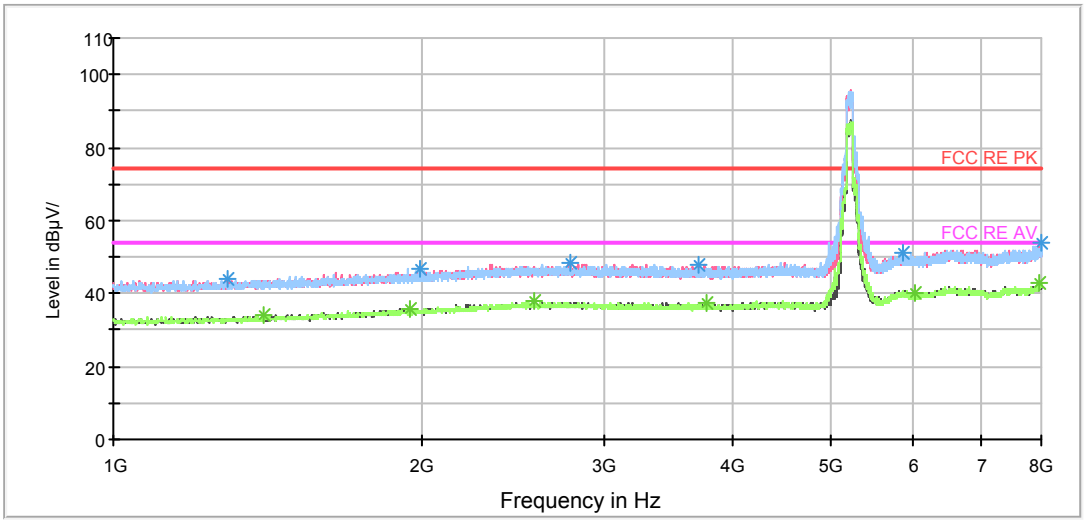

Radiates Emission from 1GHz to 8GHz

Note: The signal beyond the limit is carrier.

FCC RE 1G-18GHz PK+AV Class B

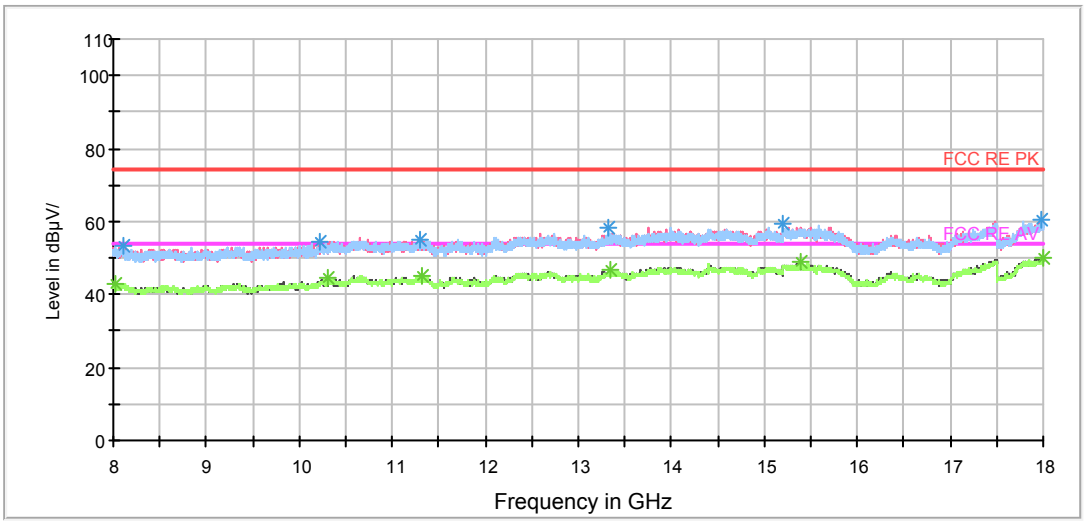

Radiates Emission from 8GHz to 18GHz

This report shall not be reproduced except in full, without the written approval of TA Technology (Shanghai) Co., Ltd.

Frequency (MHz)	Peak (dBuV/m)	Height (cm)	Polarization	Azimuth (deg)	Reading value (dBuV/m)	Correct Factor (dB)	Margin (dB)	Limit (dBuV/m)
1289.625000	43.9	200.0	V	215.0	51.6	-7.7	30.1	74
1984.375000	46.7	200.0	H	338.0	50.3	-3.6	27.3	74
2780.625000	48.5	100.0	V	225.0	49.0	-0.5	25.5	74
3710.750000	48.0	100.0	V	0.0	47.8	0.2	26.0	74
5866.750000	51.4	200.0	V	96.0	45.6	5.8	22.6	74
7987.750000	53.7	100.0	H	189.0	43.7	10.0	20.3	74

Remark: 1. Correction Factor = Antenna factor+ Insertion loss (cable loss + amplifier gain)

Frequency (MHz)	Average (dBuV/m)	Height (cm)	Polarization	Azimuth (deg)	Reading value (dBuV/m)	Correct Factor (dB)	Margin (dB)	Limit (dBuV/m)
1399.000000	33.9	200.0	V	135.0	40.9	-7.0	20.1	54
1942.375000	35.8	200.0	V	122.0	39.7	-3.9	18.2	54
2565.375000	37.8	100.0	V	225.0	38.6	-0.8	16.2	54
3786.000000	37.4	100.0	H	12.0	37.0	0.4	16.6	54
6033.875000	40.4	100.0	V	357.0	35.0	5.4	13.6	54
7981.625000	42.9	200.0	V	303.0	32.9	10.0	11.1	54

Remark: 1. Correction Factor = Antenna factor+ Insertion loss (cable loss + amplifier gain)

This report shall not be reproduced except in full, without the written approval of TA Technology (Shanghai) Co., Ltd.

802.11ac (HT80) CH58

FCC RE 1G-18GHz PK+AV Class B

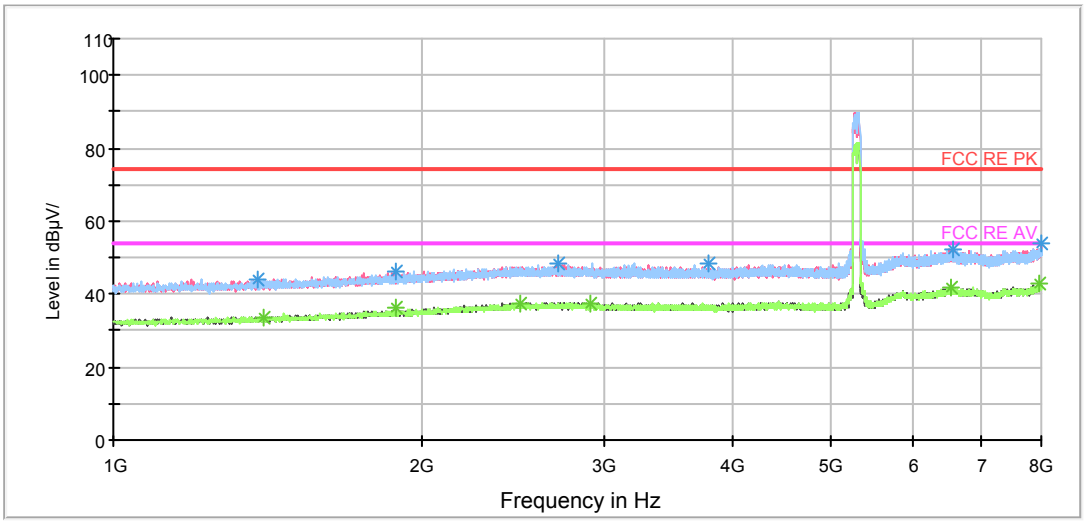

Radiates Emission from 1GHz to 8GHz

Note: The signal beyond the limit is carrier.

FCC RE 1G-18GHz PK+AV Class B

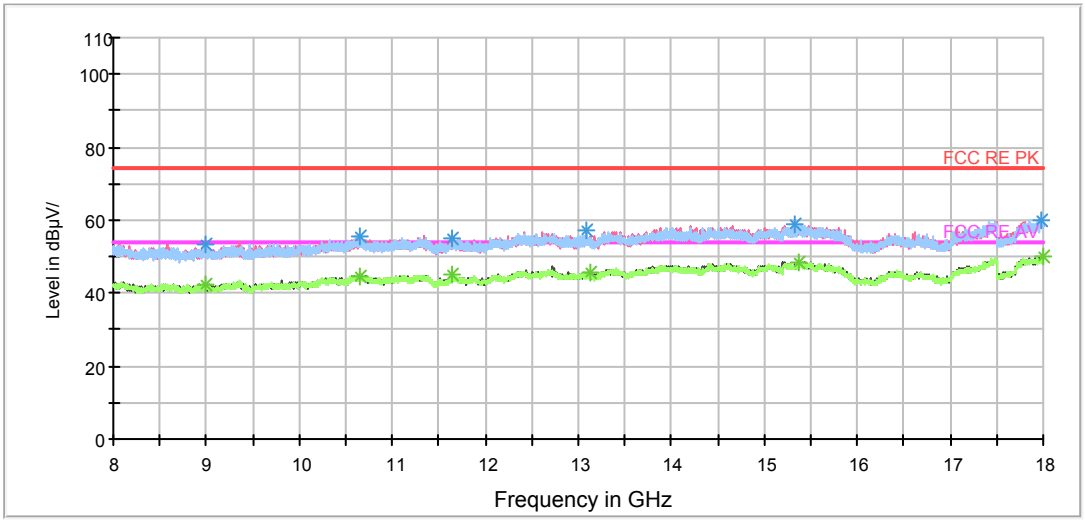

Radiates Emission from 8GHz to 18GHz

This report shall not be reproduced except in full, without the written approval of TA Technology (Shanghai) Co., Ltd.

Frequency (MHz)	Peak (dBuV/m)	Height (cm)	Polarization	Azimuth (deg)	Reading value (dBuV/m)	Correct Factor (dB)	Margin (dB)	Limit (dBuV/m)
1381.500000	43.9	200.0	V	3.0	51.0	-7.1	30.1	74
1886.375000	46.2	200.0	H	0.0	50.3	-4.1	27.8	74
2704.500000	48.2	100.0	V	0.0	48.9	-0.7	25.8	74
3802.625000	48.4	200.0	H	355.0	48.2	0.2	25.6	74
6563.250000	52.5	100.0	V	316.0	45.2	7.3	21.5	74
7996.500000	53.7	200.0	V	83.0	43.7	10.0	20.3	74

Remark: 1. Correction Factor = Antenna factor+ Insertion loss (cable loss + amplifier gain)

Frequency (MHz)	Average (dBuV/m)	Height (cm)	Polarization	Azimuth (deg)	Reading value (dBuV/m)	Correct Factor (dB)	Margin (dB)	Limit (dBuV/m)
1399.875000	33.8	100.0	H	148.0	40.8	-7.0	20.2	54
1882.875000	36.2	100.0	V	251.0	40.3	-4.1	17.8	54
2492.750000	37.6	200.0	V	2.0	38.5	-0.9	16.4	54
2916.250000	37.6	200.0	V	8.0	38.0	-0.4	16.4	54
6534.375000	41.8	200.0	V	12.0	34.5	7.3	12.2	54
7979.875000	42.7	100.0	H	82.0	32.7	10.0	11.3	54

Remark: 1. Correction Factor = Antenna factor+ Insertion loss (cable loss + amplifier gain)

This report shall not be reproduced except in full, without the written approval of TA Technology (Shanghai) Co., Ltd.

802.11ac (HT80) CH106

FCC RE 1G-18GHz PK+AV Class B

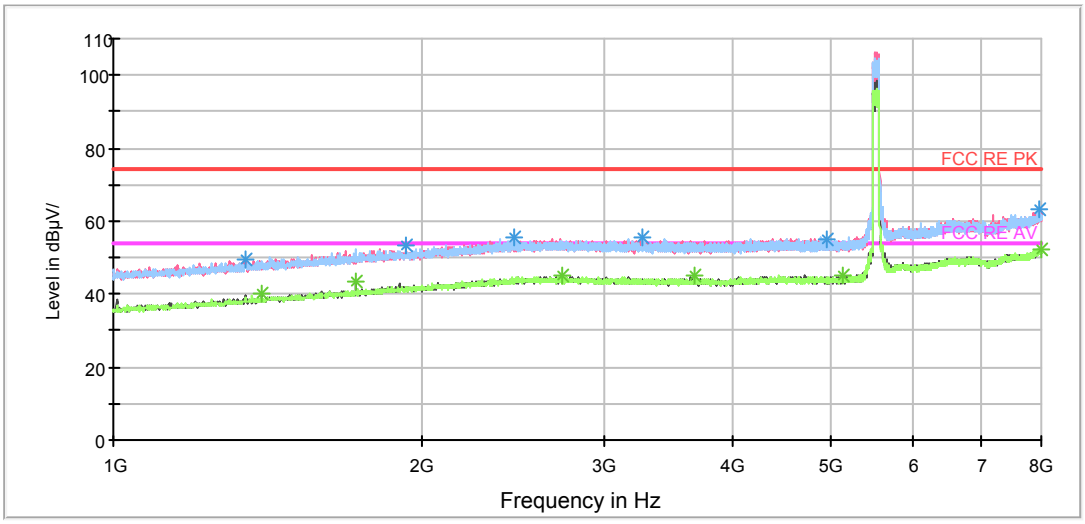

Radiates Emission from 1GHz to 8GHz

Note: The signal beyond the limit is carrier.

FCC RE 1G-18GHz PK+AV Class B

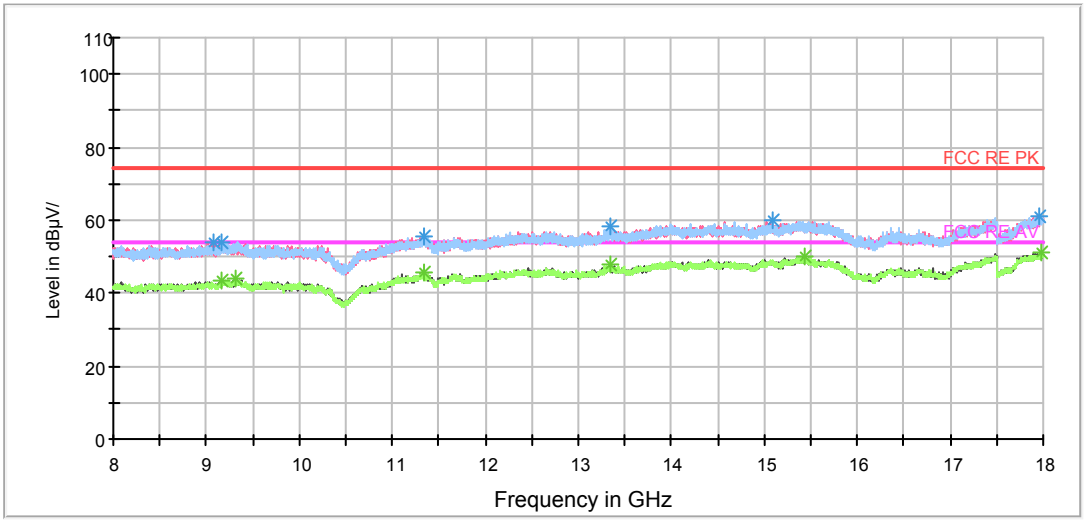

Radiates Emission from 8GHz to 18GHz

This report shall not be reproduced except in full, without the written approval of TA Technology (Shanghai) Co., Ltd.

Frequency (MHz)	Peak (dBuV/m)	Height (cm)	Polarization	Azimuth (deg)	Reading value (dBuV/m)	Correct Factor (dB)	Margin (dB)	Limit (dBuV/m)
1346.500000	49.6	200.0	V	47.0	46.9	2.7	24.4	74
1926.625000	53.3	200.0	V	302.0	47.1	6.2	20.7	74
2456.875000	55.3	100.0	H	202.0	46.4	8.9	18.7	74
3267.125000	55.3	200.0	H	0.0	45.5	9.8	18.7	74
4951.500000	55.1	100.0	V	333.0	43.5	11.6	18.9	74
7946.625000	63.0	200.0	H	352.0	43.1	19.9	11.0	74

Remark: 1. Correction Factor = Antenna factor+ Insertion loss (cable loss + amplifier gain)

Frequency (MHz)	Average (dBuV/m)	Height (cm)	Polarization	Azimuth (deg)	Reading value (dBuV/m)	Correct Factor (dB)	Margin (dB)	Limit (dBuV/m)
1392.875000	40.4	100.0	V	301.0	37.4	3.0	13.6	54
1724.500000	43.3	200.0	V	86.0	38.4	4.9	10.7	54
2729.875000	44.9	100.0	H	58.0	35.5	9.4	9.1	54
3686.250000	45.3	100.0	H	334.0	35.0	10.3	8.7	54
5127.375000	44.9	100.0	V	333.0	33.0	11.9	9.1	54
7999.125000	52.5	200.0	V	6.0	32.5	20.0	1.5	54

Remark: 1. Correction Factor = Antenna factor+ Insertion loss (cable loss + amplifier gain)

This report shall not be reproduced except in full, without the written approval of TA Technology (Shanghai) Co., Ltd.

802.11ac (HT80) CH155

FCC RE 1G-18GHz PK+AV Class B

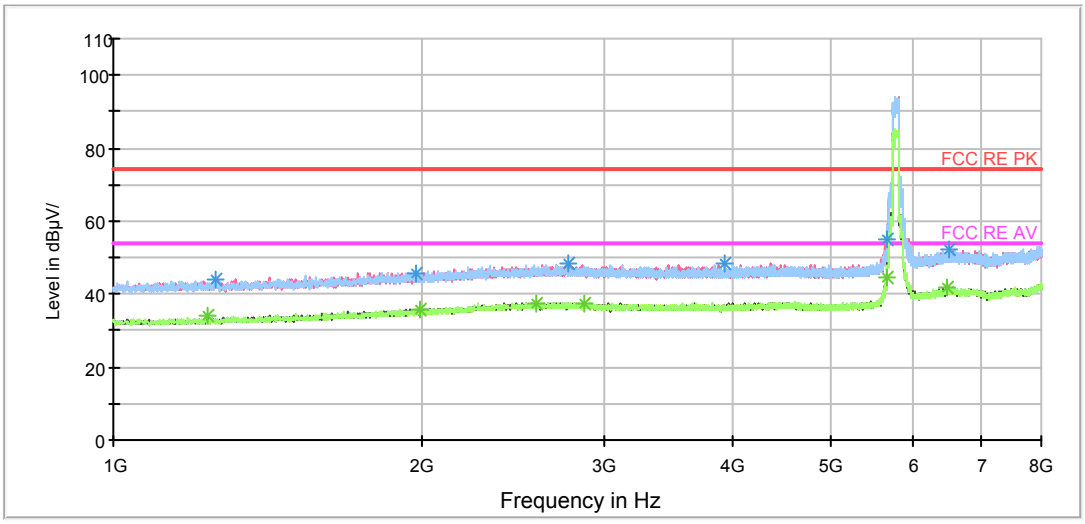

Radiates Emission from 1GHz to 8GHz

Note: The signal beyond the limit is carrier.

FCC RE 1G-18GHz PK+AV Class B

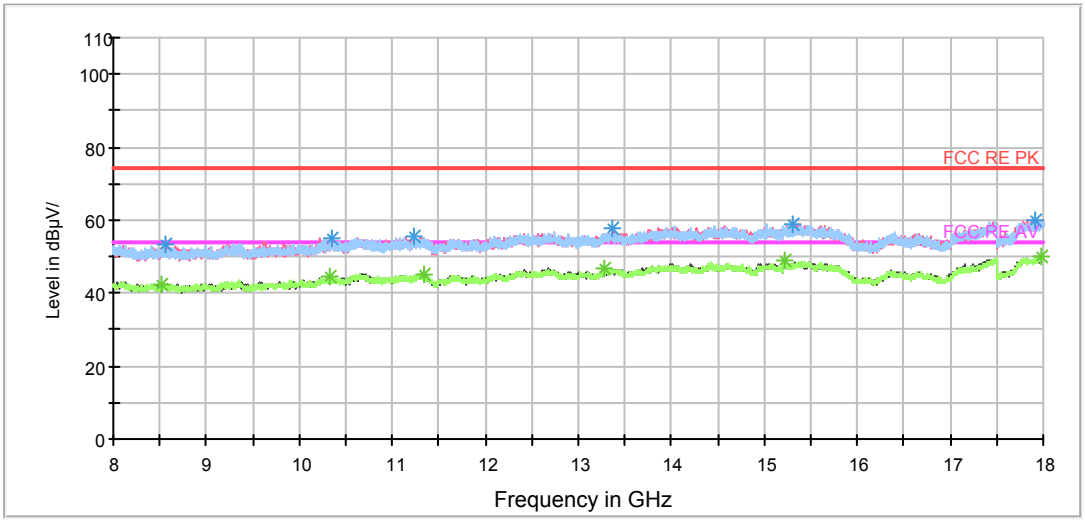

Radiates Emission from 8GHz to 18GHz

This report shall not be reproduced except in full, without the written approval of TA Technology (Shanghai) Co., Ltd.

Frequency (MHz)	Peak (dBuV/m)	Height (cm)	Polarization	Azimuth (deg)	Reading value (dBuV/m)	Correct Factor (dB)	Margin (dB)	Limit (dBuV/m)
1257.250000	44.1	100.0	H	2.0	51.9	-7.8	29.9	74
1973.875000	45.9	200.0	V	202.0	49.6	-3.7	28.1	74
2765.750000	48.2	200.0	V	272.0	48.8	-0.6	25.8	74
3941.750000	48.2	200.0	H	183.0	47.8	0.4	25.8	74
5654.125000	54.9	100.0	H	83.0	51.1	3.8	19.1	74
6505.500000	52.3	200.0	V	5.0	45.0	7.3	21.7	74

Remark: 1. Correction Factor = Antenna factor+ Insertion loss (cable loss + amplifier gain)

Frequency (MHz)	Average (dBuV/m)	Height (cm)	Polarization	Azimuth (deg)	Reading value (dBuV/m)	Correct Factor (dB)	Margin (dB)	Limit (dBuV/m)
1233.625000	33.8	100.0	V	290.0	41.8	-8.0	20.2	54
1987.000000	35.6	100.0	V	236.0	39.2	-3.6	18.4	54
2575.000000	37.6	100.0	H	44.0	38.4	-0.8	16.4	54
2867.250000	37.5	100.0	V	143.0	37.8	-0.3	16.5	54
5655.875000	44.6	200.0	V	84.0	40.8	3.8	9.4	54
6480.125000	41.6	100.0	V	88.0	34.5	7.1	12.4	54

Remark: 1. Correction Factor = Antenna factor+ Insertion loss (cable loss + amplifier gain)

This report shall not be reproduced except in full, without the written approval of TA Technology (Shanghai) Co., Ltd.

5.6. Conducted Emission

Ambient condition

Temperature	Relative humidity	Pressure
23°C ~25°C	45%~50%	101.5kPa

Methods of Measurement

The EUT IS placed on a non-metallic table of 80cm height above the horizontal metal reference ground plane. During the test, the EUT was operating in its typical mode. The test method is according to ANSI C63.10-2013.Connect the AC power line of the EUT to the LISN Use EMI receiver to detect the average and Quasi-peak value. RBW is set to 9kHz, VBW is set to 30kHz The measurement result should include both L line and N line.
The test is in transmitting mode.

Test Setup

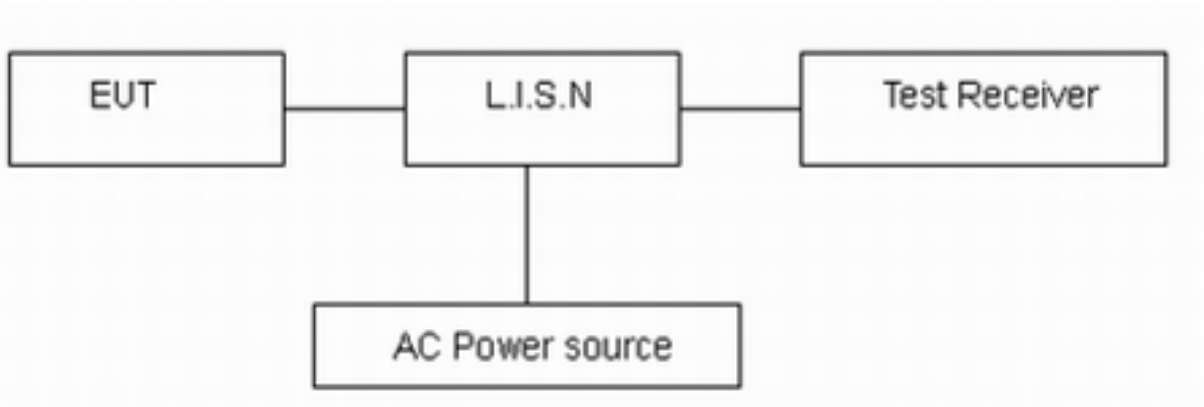

Note: AC Power source is used to change the voltage 110V/60Hz.

Limits

Frequency (MHz)	Conducted Limits(dBμV)	
	Quasi-peak	Average
0.15 - 0.5	66 to 56 *	56 to 46*
0.5 - 5	56	46
5 - 30	60	50
*: Decreases with the logarithm of the frequency.		

Measurement Uncertainty

The assessed measurement uncertainty to ensure 95% confidence level for the normal distribution is with the coverage factor k = 1.96, U= 2.69 dB.

This report shall not be reproduced except in full, without the written approval of TA Technology (Shanghai) Co., Ltd.

Test Results:

Following plots, Blue trace uses the peak detection and Green trace uses the average detection. During the test, the Conducted Emission was performed in all modes with all channels, 802.11a, Channel 36 are selected as the worst condition. The test data of the worst-case condition was recorded in this report.

L Line

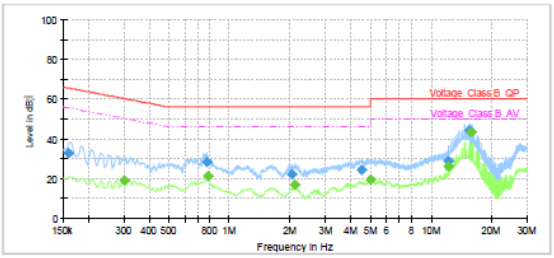

Frequency (MHz)	QuasiPeak (dB¦µV)	Average (dB¦µV)	Limit (dB¦µV)	Margin (dB)	Meas. Time (ms)	Bandwidth (kHz)	Line	Filter	Corr. (dB)
0.159000	32.72	---	65.52	32.80	1000.0	9.000	L1	ON	19.1
0.300750	---	18.86	50.22	31.36	1000.0	9.000	L1	ON	19.2
0.771000	28.44	---	56.00	27.56	1000.0	9.000	L1	ON	19.2
0.780000	---	21.07	46.00	24.93	1000.0	9.000	L1	ON	19.2
2.033250	21.94	---	56.00	34.06	1000.0	9.000	L1	ON	19.1
2.116500	---	16.90	46.00	29.10	1000.0	9.000	L1	ON	19.1
4.515000	24.14	---	56.00	31.86	1000.0	9.000	L1	ON	19.1
4.998750	---	19.53	46.00	26.47	1000.0	9.000	L1	ON	19.1
12.180750	---	26.12	50.00	23.88	1000.0	9.000	L1	ON	19.4
12.187500	28.91	---	60.00	31.09	1000.0	9.000	L1	ON	19.4
15.528750	44.12	---	60.00	15.88	1000.0	9.000	L1	ON	19.4
15.762750	---	43.55	50.00	6.45	1000.0	9.000	L1	ON	19.4

N Line

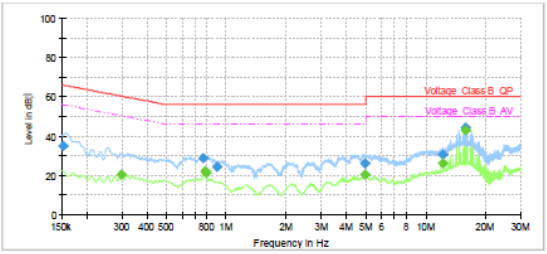

Frequency (MHz)	QuasiPeak (dB¦µV)	Average (dB¦µV)	Limit (dB¦µV)	Margin (dB)	Meas. Time (ms)	Bandwidth (kHz)	Line	Filter	Corr. (dB)
0.152250	34.75	---	65.88	31.13	1000.0	9.000	N	ON	19.1
0.298500	---	20.54	50.28	29.74	1000.0	9.000	N	ON	19.2
0.766500	28.89	---	56.00	27.11	1000.0	9.000	N	ON	19.2
0.780000	---	21.92	46.00	24.08	1000.0	9.000	N	ON	19.2
0.789000	---	21.29	46.00	24.71	1000.0	9.000	N	ON	19.2
0.901500	24.17	---	56.00	31.83	1000.0	9.000	N	ON	19.2
4.935750	26.01	---	56.00	29.99	1000.0	9.000	N	ON	19.1
4.956000	---	20.44	46.00	25.56	1000.0	9.000	N	ON	19.1
12.180750	---	26.16	50.00	23.84	1000.0	9.000	N	ON	19.4
12.185250	30.71	---	60.00	29.29	1000.0	9.000	N	ON	19.4
15.762750	---	42.78	50.00	7.22	1000.0	9.000	N	ON	19.4
15.765000	44.37	---	60.00	15.63	1000.0	9.000	N	ON	19.4

This report shall not be reproduced except in full, without the written approval of TA Technology (Shanghai) Co., Ltd.

6. Main Test Instruments

Name	Manufacturer	Type	Serial Number	Calibration Date	Expiration Date
Spectrum Analyzer	R&S	FSV40	15195-01-00	2017-09-06	2018-09-05
EMI Test Receiver	R&S	ESCI	100948	2018-05-20	2019-05-19
Loop Antenna	SCHWARZBECK	FMZB1519	1519-047	2017-02-18	2020-02-17
TRILOG Broadband Antenna	Schwarzbeck	VULB 9163	9163-201	2017-11-18	2020-11-17
Double Ridged Waveguide Horn Antenna	R&S	HF907	100126	2014-12-06	2019-12-05
Standard Gain Horn	ETS-Lindgren	3160-09	00102644	2015-01-30	2020-01-29
Standard Gain Horn	STEATITE	QSH-SL-26-40 -K-15	16779	2016-03-21	2019-03-20
Broadband Horn Antenna	Schwarzbeck	BBHA9170	MRTSUE06024	2016-11-24	2019-11-23
EMI Test Receiver	R&S	ESR	101667	2017-09-06	2018-09-05
LISN	R&S	ENV216	101171	2016-12-16	2019-12-15
Spectrum Analyzer	KEYSIGHT	N9020A	MY54420163	2017-12-17	2018-12-16
RF Cable	Agilent	SMA 15cm	0001	/	/
TEMPERATURE CHAMBER	WEISS	VT4002	582261194500 10	2017-12-17	2018-12-16
AV Power Meter	R&S	NRP	104306	2018-05-20	2019-05-19
Power Probe	R&S	NRP-Z21	104799	2018-05-20	2019-05-19
DC Power Supply	GWINSTEK	GPS-3030D	GEP882653	2018-05-20	2020-05-19

*******END OF REPORT *******

This report shall not be reproduced except in full, without the written approval of TA Technology (Shanghai) Co., Ltd.