Model: GEN3 HIGH A1

Internal Photos

7 June 2017

Revision 0

Harman International Industries, Inc.

30001 Cabot Drive

Novi, MI 48377

U.S.A.

Table of Contents

Revision History 3
Faceplate – Side 1 4
Faceplate – Side 2 5
Faceplate Knobs & Mat – Side 1 6
Faceplate Knobs & Mat – Side 2 7
Rear Faceplate Cover – Side 1 8
Rear Faceplate Cover – Side 2 9
Inner Faceplate Bracket – Side 1 10
Inner Faceplate Bracket – Side 2 11
Display Module – Side 1 12
Display Module – Side 2 13
Display PCB – Side 1 14
Display PCB – Side 2a 15
Display PCB – Side 2b 16
Display PCB – Side 2c 17
Top Casting – Side 1 18
Top Casting – Side 2 19
Bottom Casting – Side 1 20
Bottom Casting – Side 2 21
Main Casting – Side 1 22
Main Casting – Side 2 23
Display Module – Side 1 24
Display Module – Side 2 25
Main PCB – Side 1 26
Main PCB – Side 2a 27
Main PCB – Side 2b 28
Main PCB – Side 2c 29
Main PCB – Connectors 30
Side PCB – Side 1 31
Side PCB – Side 2 32
Side PCB – Connectors 33

Revision History

Revision	Date	Description
0	7 JUN 2017	Initial release.

Faceplate – Side 1

Faceplate – Side 2



Faceplate Knobs & Mat – Side 1



Faceplate Knobs & Mat – Side 2



Rear Faceplate Cover – Side 1



Rear Faceplate Cover – Side 2



Inner Faceplate Bracket – Side 1



Inner Faceplate Bracket – Side 2



Display Module – Side 1

Display Module – Side 2

Display PCB – Side 1



Display PCB – Side 2a



Display PCB – Side 2b



Display PCB – Side 2c



Top Casting – Side 1

Top Casting – Side 2



Bottom Casting – Side 1



Bottom Casting – Side 2



Main Casting – Side 1



Main Casting – Side 2



Display Module – Side 1



Display Module – Side 2



Main PCB – Side 1



Main PCB – Side 2a



Main PCB – Side 2b



Main PCB – Side 2c



Main PCB – Connectors

Side PCB – Side 1



Side PCB – Side 2



Side PCB – Connectors