FCC RADIO TEST REPORT

FCC ID	:	**2AHUF-6294**
Equipment	:	**Digital Media Receiver**
Model Name	:	**ZE39KL**
Applicant	:	**Nimbostratus LLC** **945 Concord St. Framingham, MA 01701**
Standard	:	**FCC Part 15 Subpart E §15.407**

The product was received on Sep. 21, 2020 and testing was started from Dec. 17, 2020 and completed on Aug. 06, 2021. We, Sporton International Inc. EMC & Wireless Communications Laboratory, would like to declare that the tested sample has been evaluated in accordance with the test procedures and has been in compliance with the applicable technical standards.

The test results in this variant report apply exclusively to the tested model / sample. Without written approval of Sporton International Inc. EMC & Wireless Communications Laboratory, the test report shall not be reproduced except in full.

Louis Wu

Approved by: Louis Wu

Sporton International Inc. EMC & Wireless Communications Laboratory
No. 52, Huaya 1st Rd., Guishan Dist., Taoyuan City 333, Taiwan (R.O.C.)

Table of Contents

History of this test report **3**
Summary of Test Result **4**
1 General Description **5**
1.1 Product Feature of Equipment Under Test 5
1.2 Product Specification of Equipment Under Test 5
1.3 Modification of EUT 7
1.4 Testing Location 7
1.5 Applicable Standards 8
2 Test Configuration of Equipment Under Test **9**
2.1 Carrier Frequency and Channel 9
2.2 Test Mode 10
2.3 Connection Diagram of Test System 11
2.4 Support Unit used in test configuration and system 11
2.5 EUT Operation Test Setup 11
2.6 Measurement Results Explanation Example 11
3 Test Result **12**
3.1 26dB & 99% Occupied Bandwidth Measurement 12
3.2 Maximum Conducted Output Power Measurement 14
3.3 Power Spectral Density Measurement 16
3.4 Unwanted Emissions Measurement 18
3.5 Antenna Requirements 23
4 List of Measuring Equipment **24**
5 Uncertainty of Evaluation **26**
Appendix A. Conducted Test Results
Appendix B. Conducted Spurious Emission
Appendix C. Conducted Spurious Emission Plots
Appendix D. Cabinet Radiated Spurious Emission
Appendix E. Cabinet Radiated Spurious Emission Plots
Appendix F. Duty Cycle Plots

History of this test report

Report No.	Version	Description	Issued Date
FR693034-06	01	Initial issue of report	Aug. 27, 2021

Summary of Test Result

Report Clause	Ref Std. Clause	Test Items	Result (PASS/FAIL)
3.1	15.403(i)	26dB Bandwidth	Pass
3.1	2.1049	99% Occupied Bandwidth	Reporting only
3.2	15.407(a)	Maximum Conducted Output Power	Pass
3.3	15.407(a)	Power Spectral Density	Pass
3.4	15.407(b)	Unwanted Emissions	Pass
-	15.207	AC Conducted Emission	Not Required
3.5	15.203 15.407(a)	Antenna Requirement	Pass

Note:

1. Not required means after assessing, test items are not necessary to carry out.
2. This is a variant report by adding WLAN 5GHz Band 2 and Band 3. All the test cases were performed on original report which can be referred to Sporton Report Number FR693034-02E.

Declaration of Conformity:
The test results with all measurement uncertainty excluded are presented in accordance with the regulation limits or requirements declared by manufacturers.
Comments and Explanations:
The declared of product specification for EUT presented in the report are provided by the manufacturer, and the manufacturer takes all the responsibilities for the accuracy of product specification.

Reviewed by: Alan Liu

Report Producer: Vivian Hsu

1 General Description

1.1 Product Feature of Equipment Under Test

Product Feature	
Equipment	Digital Media Receiver
Model Name	ZE39KL
FCC ID	2AHUF-6294
EUT supports Radios application	WLAN 11b/g/n HT20 WLAN 11a/n HT20/HT40 WLAN 11ac VHT20/VHT40/VHT80 Bluetooth BR/EDR/LE Zigbee

1.2 Product Specification of Equipment Under Test

Product Specification subjective to this standard	
Tx/Rx Frequency Range	5260 MHz ~ 5320 MHz 5500 MHz ~ 5720 MHz
Maximum Output Power	**<5260 MHz ~ 5320 MHz>** **<Ant. 0>** 802.11a : 19.60 dBm / 0.0912 W 802.11n HT20 : 20.00 dBm / 0.1000 W 802.11n HT40 : 18.70 dBm / 0.0741 W 802.11ac VHT20: 19.90 dBm / 0.0977 W 802.11ac VHT40: 18.60 dBm / 0.0724 W 802.11ac VHT80: 13.40 dBm / 0.0219 W **<Ant. 1>** 802.11a : 19.00 dBm / 0.0794 W 802.11n HT20 : 20.00 dBm / 0.1000 W 802.11n HT40 : 18.60 dBm / 0.0724 W 802.11ac VHT20: 19.90 dBm / 0.0977 W 802.11ac VHT40: 18.50 dBm / 0.0708 W 802.11ac VHT80: 15.30 dBm / 0.0339 W **MIMO <Ant. 0+1>** 802.11a : 16.98 dBm / 0.0499 W 802.11n HT20 : 17.62 dBm / 0.0578 W 802.11n HT40 : 18.83 dBm / 0.0764 W 802.11ac VHT20: 17.57 dBm / 0.0571 W 802.11ac VHT40: 18.73 dBm / 0.0746 W 802.11ac VHT80: 10.48 dBm / 0.0112 W

Product Specification subjective to this standard	
Maximum Output Power	**<5500 MHz ~ 5720 MHz>** **<Ant. 0>** 802.11a : 18.70 dBm / 0.0741 W 802.11n HT20 : 19.10 dBm / 0.0813 W 802.11n HT40 : 19.30 dBm / 0.0851 W 802.11ac VHT20: 19.00 dBm / 0.0794 W 802.11ac VHT40: 19.20 dBm / 0.0832 W 802.11ac VHT80: 18.30 dBm / 0.0676 W **<Ant. 1>** 802.11a : 17.90 dBm / 0.0617 W 802.11n HT20 : 19.80 dBm / 0.0955 W 802.11n HT40 : 18.60 dBm / 0.0724 W 802.11ac VHT20: 19.70 dBm / 0.0933 W 802.11ac VHT40: 18.50 dBm / 0.0708 W 802.11ac VHT80: 17.10 dBm / 0.0513 W **MIMO <Ant. 0+1>** 802.11a : 19.74 dBm / 0.0942 W 802.11n HT20 : 19.68 dBm / 0.0929 W 802.11n HT40 : 21.13 dBm / 0.1297 W 802.11ac VHT20: 19.58 dBm / 0.0908 W 802.11ac VHT40: 21.03 dBm / 0.1268 W 802.11ac VHT80: 19.61 dBm / 0.0914 W
99% Occupied Bandwidth	**<Ant. 0>** 802.11a: 19.33 MHz 802.11n HT20: 20.13 MHz 802.11n HT40: 37.16 MHz 802.11ac VHT80: 76.60 MHz **<Ant. 1>** 802.11a: 20.13 MHz 802.11n HT20: 26.32 MHz 802.11n HT40: 37.36 MHz 802.11ac VHT80: 75.76 MHz **MIMO<Ant. 0>** 802.11a: 18.93 MHz 802.11n HT20: 19.33 MHz 802.11n HT40: 36.96 MHz 802.11ac VHT80: 76.00 MHz **MIMO<Ant. 1>** 802.11a: 18.73 MHz 802.11n HT20: 19.08 MHz 802.11n HT40: 36.86 MHz 802.11ac VHT80: 75.76 MHz
Type of Modulation	802.11a/n : OFDM (BPSK / QPSK / 16QAM / 64QAM) 802.11ac : OFDM (BPSK / QPSK / 16QAM / 64QAM / 256QAM)
Antenna Type / Gain	**<5260 MHz ~ 5320 MHz>** <Ant. 0>: Fixed Internal Antenna with gain 3.93 dBi <Ant. 1>: Fixed Internal Antenna with gain 4.32 dBi **<5500 MHz ~ 5720 MHz>** <Ant. 0>: Fixed Internal Antenna with gain 4.25 dBi <Ant. 1>: Fixed Internal Antenna with gain 3.92 dBi

Product Specification subjective to this standard	
Antenna Function Description	

	Ant. 0	Ant. 1
802.11 a/n/ac	V	V
802.11 a/n/ac MIMO	V	V

Note:

1. MIMO Ant. 0+1 is a calculated result from sum of the power MIMO Ant. 0 and MIMO Ant. 1.
2. The above EUT's information was declared by manufacturer. Please refer to Comments and Explanations in report summary.

1.3 Modification of EUT

No modifications are made to the EUT during all test items.

1.4 Testing Location

Test Site	Sporton International Inc. EMC & Wireless Communications Laboratory
Test Site Location	No.52, Huaya 1st Rd., Guishan Dist., Taoyuan City 333, Taiwan (R.O.C.) TEL: +886-3-327-3456 FAX: +886-3-328-4978
Test Site No.	**Sporton Site No.**
	TH02-HY

Test Site	Sporton International Inc. Wensan Laboratory
Test Site Location	No.58, Aly. 75, Ln. 564, Wenhua 3rd, Rd., Guishan Dist., Taoyuan City 333010, Taiwan (R.O.C.) TEL: +886-3-327-0868 FAX: +886-3-327-0855
Test Site No.	**Sporton Site No.**
	03CH20-HY (TAF Code: 3786)
Remark	The Radiated Spurious Emissions test item subcontracted to Sporton International Inc. Wensan Laboratory.

Note: The test site complies with ANSI C63.4 2014 requirement.

FCC designation No.: TW1190 and TW3786

1.5 Applicable Standards

According to the specifications of the manufacturer, the EUT must comply with the requirements of the following standards:

- FCC Part 15 Subpart E
- FCC KDB 789033 D02 General UNII Test Procedures New Rules v02r01.
- FCC KDB 414788 D01 Radiated Test Site v01r01.
- FCC KDB 662911 D01 Multiple Transmitter Output v02r01.
- ANSI C63.10-2013

Remark:

1. All test items were verified and recorded according to the standards and without any deviation during the test.
2. The TAF code is not including all the FCC KDB listed without accreditation.

2 Test Configuration of Equipment Under Test

The EUT has been associated with peripherals and configuration operated in a manner tended to maximize its emission characteristics in a typical application. Frequency range investigated: radiation emission (9 kHz to the 10th harmonic of the highest fundamental frequency or to 40 GHz, whichever is lower)

2.1 Carrier Frequency and Channel

Frequency Band	Channel	Freq. (MHz)	Channel	Freq. (MHz)
5250-5350 MHz Band 2 (U-NII-2A)	52	5260	60	5300
	54*	5270	62*	5310
	56	5280	64	5320
	58#	5290		

Frequency Band	Channel	Freq. (MHz)	Channel	Freq. (MHz)
5470-5725 MHz Band 3 (U-NII-2C)	100	5500	112	5560
	102*	5510	116	5580
	104	5520	132	5660
	106#	5530	134*	5670
	108	5540	136	5680
	110*	5550	140	5700

Frequency Band	Channel	Freq. (MHz)	Channel	Freq. (MHz)
TDWR Channel	118*	5590	124	5620
	120	5600	126*	5630
	122#	5610	128	5640

Frequency Band	Channel	Freq. (MHz)	Channel	Freq. (MHz)
Straddle Channel	138#	5690	144	5720
	142*	5710		

Note:

1. The above Frequency and Channel in "*" were 802.11n HT40 and 802.11ac VHT40.
2. The above Frequency and Channel in "#" were 802.11ac VHT80.

2.2 Test Mode

Final test modes are considering the modulation and worse data rates as below table.

Single Mode

Modulation	Data Rate
802.11a	6 Mbps
802.11n HT20	MCS0
802.11n HT40	MCS0
802.11ac VHT20 (Covered by HT20)	MCS0
802.11ac VHT40 (Covered by HT40)	MCS0
802.11ac VHT80	MCS0

MIMO Mode

Modulation	Data Rate
802.11a	6 Mbps
802.11n HT20	MCS0
802.11n HT40	MCS0
802.11ac VHT20 (Covered by HT20)	MCS0
802.11ac VHT40 (Covered by HT40)	MCS0
802.11ac VHT80	MCS0

Ch. #		Band II：5250-5350 MHz			
		802.11a	802.11n HT20	802.11n HT40	802.11ac VHT80
L	Low	52	52	54	-
M	Middle	60	60	-	58
H	High	64	64	62	-

Ch. #		Band III：5470-5725MHz			
		802.11a	802.11n HT20	802.11n HT40	802.11ac VHT80
L	Low	100	100	102	106
M	Middle	116	116	110	-
H	High	140	140	134	122
Straddle		144	144	142	138

Remark: For radiation spurious emission, the final modulation and the worst data rate was reference the max RF conducted power.

2.3 Connection Diagram of Test System

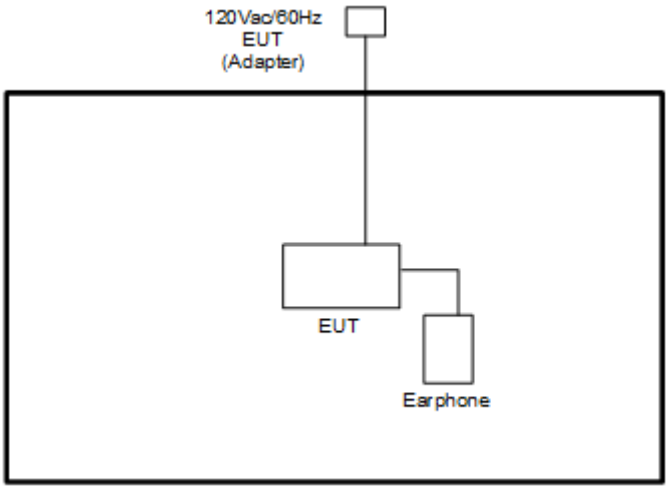

2.4 Support Unit used in test configuration and system

Item	Equipment	Brand Name	Model Name	FCC ID	Data Cable	Power Cord
1.	Earphone	Motorola	SJYN1181B	N/A	N/A	Unshielded, 1.5m

2.5 EUT Operation Test Setup

The RF test items, utility “Compliance_1.0.0.89” was installed in Notebook which was programmed in order to make the EUT get into the engineering modes to provide channel selection, power level, data rate and the application type and for continuous transmitting signals.

2.6 Measurement Results Explanation Example

For all conducted test items:

The offset level is set in the spectrum analyzer to compensate the RF cable loss and attenuator factor between EUT conducted output port and spectrum analyzer. With the offset compensation, the spectrum analyzer reading level is exactly the EUT RF output level.

Example :

The spectrum analyzer offset is derived from RF cable loss and attenuator factor.

Offset = RF cable loss + attenuator factor.

Following shows an offset computation example with cable loss 4.2 dB and 10 dB attenuator.

Offset(dB) = RF cable loss(dB) + attenuator factor(dB).

= 4.2 + 10 = 14.2 (dB)

3 Test Result

3.1 26dB & 99% Occupied Bandwidth Measurement

3.1.1 Description of 26dB & 99% Occupied Bandwidth

This section is for reporting purpose only.

There is no restriction limits for bandwidth.

For Straddle Channel, according to KDB 789033 D02 General UNII Test Procedures New Rules v02r01, if the power and PSD of the devices are uniform and comply with the lower limits specified for the U-NII-2 bands, a single measurement over the entire emission bandwidth can be performed to show compliance.

3.1.2 Measuring Instruments

See list of measuring equipment of this test report.

3.1.3 Test Procedures

1. The testing follows FCC KDB 789033 D02 General UNII Test Procedures New Rules v02r01. Section C) Emission bandwidth
2. Set RBW = approximately 1% of the emission bandwidth.
3. Set the VBW > RBW.
4. Detector = Peak.
5. Trace mode = max hold
6. Measure the maximum width of the emission that is 26 dB down from the peak of the emission. Compare this with the RBW setting of the analyzer. Readjust RBW and repeat measurement as needed until the RBW/EBW ratio is approximately 1%.
7. For 99% Bandwidth Measurement, the spectrum analyzer's resolution bandwidth (RBW) is set 1-5% of the emission bandwidth and set the Video bandwidth (VBW) ≥ 3 * RBW.
8. Measure and record the results in the test report.

3.1.4 Test Setup

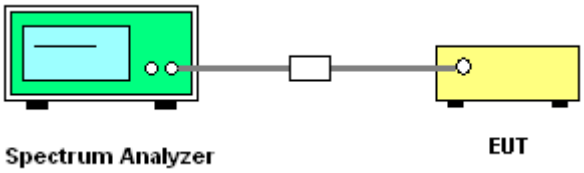

3.1.5 Test Result of 26dB & 99% Occupied Bandwidth

Please refer to Appendix A.

Maximum 26dB Bandwidth	Maximum 99% Occupied Bandwidth
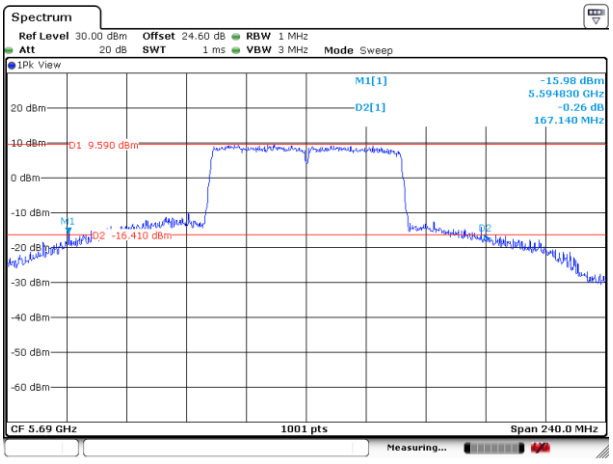	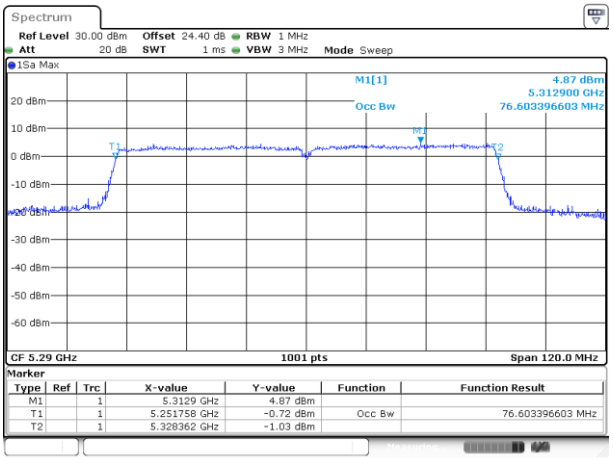

Note: The occupied channel bandwidth is maintained within the band of operation for all of the modulations.

3.2 Maximum Conducted Output Power Measurement

3.2.1 Limit of Maximum Conducted Output Power

<FCC 14-30 CFR 15.407>

For the 5.25–5.725 GHz bands:

■ The maximum conducted output power over the frequency bands of operation shall not exceed the lesser of 250 mW or 11 dBm 10 log B, where B is the 26 dB emission bandwidth in megahertz.

For Straddle Channel, according to KDB 789033 D02 General UNII Test Procedures New Rules v02r01, if the power and PSD of the devices are uniform and comply with the lower limits specified for the U-NII-2 bands, a single measurement over the entire emission bandwidth can be performed to show compliance.

If transmitting antennas of directional gain greater than 6 dBi are used, the peak output power shall be reduced by the amount in dB that the directional gain of the antenna exceeds 6 dBi.

Note that U-NII-2 band, devices with a maximum e.i.r.p. greater than 500 mW shall implement TPC in order to have the capability to operate at least 6 dB below the maximum permitted e.i.r.p. of 1 W.

3.2.2 Measuring Instruments

See list of measuring equipment of this test report.

3.2.3 Test Procedures

The testing follows Method PM-G of FCC KDB 789033 D02 General UNII Test Procedures New Rules v02r01.

Method PM-G (Measurement using a gated RF average power meter):

1. Measurement is performed using a wideband RF power meter.
2. The EUT is configured to transmit at its maximum power control level.
3. Measure the average power of the transmitter.
4. Since the measurement is made only during the ON time of the transmitter, no duty cycle correction factor is required.

For Straddle Channel, according to KDB 789033 D02 General UNII Test Procedures New Rules v02r01, if the power and PSD of the devices are uniform and comply with the lower limits specified for the U-NII-2 bands, a single measurement over the entire emission bandwidth can be performed to show compliance.

3.2.4 Test Setup

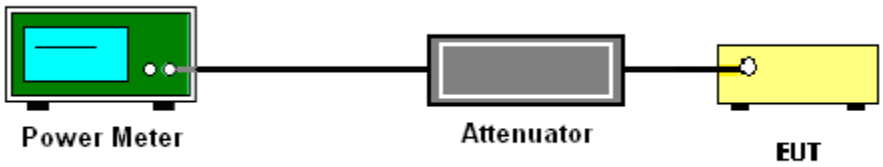

3.2.5 Test Result of Maximum Conducted Output Power

Please refer to Appendix A.

3.3 Power Spectral Density Measurement

3.3.1 Limit of Power Spectral Density

<FCC 14-30 CFR 15.407>

For the 5.25–5.725 GHz bands:

The maximum power spectral density shall not exceed 11 dBm in any 1.0 MHz band.

For Straddle Channel, according to KDB 789033 D02 General UNII Test Procedures New Rules v02r01, if the power and PSD of the devices are uniform and comply with the lower limits specified for the U-NII-2 bands, a single measurement over the entire emission bandwidth can be performed to show compliance.

If transmitting antennas of directional gain greater than 6 dBi are used, the peak output power shall be reduced by the amount in dB that the directional gain of the antenna exceeds 6 dBi.

3.3.2 Measuring Instruments

See list of measuring equipment of this test report.

3.3.3 Test Procedures

The testing follows FCC KDB 789033 D02 General UNII Test Procedures New Rules v02r01.

Section F) Maximum power spectral density.

 # Method SA-3 #

(power averaging (rms) detection with max hold):

- Set span to encompass the entire emission bandwidth (EBW) of the signal.
- Set RBW = 1 MHz.
- Set VBW ≥ 3 MHz.
- Number of points in sweep ≥ 2 Span / RBW.
- Sweep time ≤ (number of points in sweep) × T, when duty cycle is less than 98 percent where T is the minimum transmission duration over which the transmitter is on and is transmitting at its maximum power control level for the tested mode of operation.
  Detector = power averaging (rms).
- Trace mode = max hold.
- Allow max hold to run for at least 60 seconds, or longer as needed to allow the trace to stabilize.

1. The RF output of EUT was connected to the spectrum analyzer by a low loss cable.
2. Each plot has already offset with cable loss, and attenuator loss. Measure the PPSD and record it.

3. For MIMO mode, calculation method follows FCC KDB 662911 D01 Multiple Transmitter Output v02r01.

   Method (a): Measure and sum the spectra across the outputs.

   The total final Power Spectral Density is from a device with 2 transmitter outputs. The spectrum measurements of the individual outputs are all performed with the same span and number of points; the spectrum value in the first spectral bin of output 1 is summed with that in the first spectral bin of output 2 to obtain the value for the first frequency bin of the summed spectrum.

3.3.4 Test Setup

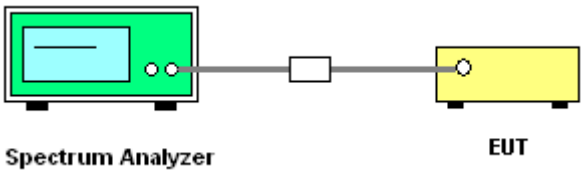

3.3.5 Test Result of Power Spectral Density

Please refer to Appendix A.

Worst Case Power Density (dBm/MHz)

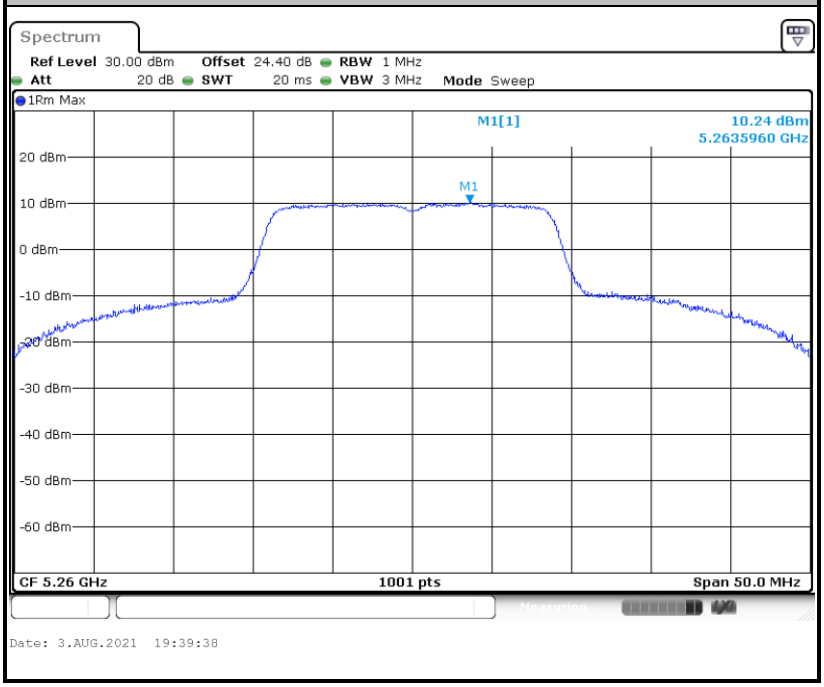

3.4 Unwanted Emissions Measurement

This section is to measure unwanted emissions through radiated measurement for band edge spurious emissions and out of band emissions measurement.

3.4.1 Limit of Unwanted Emissions

(1) For transmitters operating in the 5250-5350 MHz band: all emissions outside of the 5150-5350 MHz band shall not exceed an EIRP of -27 dBm/MHz. Devices operating in the 5250-5350 MHz band that generate emissions in the 5150-5250 MHz band must meet all applicable technical requirements for operation in the 5150-5250 MHz band (including indoor use) or alternatively meet an out-of-band emission EIRP limit of -27 dBm/MHz in the 5150-5250 MHz band.

For transmitters operating in the 5470-5600 MHz and 5650-5725MHz band: all emissions outside of the 5470-5600 MHz and 5650-5725MHz band shall not exceed an EIRP of -27 dBm/MHz.

(2) Unwanted spurious emissions fallen in restricted bands shall comply with the general field strength limits as below table:

Frequency (MHz)	Field Strength (microvolts/meter)	Measurement Distance (meters)
0.009 – 0.490	2400/F(kHz)	300
0.490 – 1.705	24000/F(kHz)	30
1.705 – 30.0	30	30
30 – 88	100	3
88 – 216	150	3
216 - 960	200	3
Above 960	500	3

Note: The following formula is used to convert the EIRP to field strength.

$$E=\frac{1000000\sqrt{30P}}{3}$$ μV/m, where P is the eirp (Watts)

EIRP (dBm)	Field Strength at 3m (dBμV/m)
- 27	68.3

(3) KDB789033 D02 v02r01 G)2)c)

(i) Sections 15.407(b)(1-3) specifies the unwanted emissions limit for the U-NII-1 and U-NII-2 bands. As specified, emissions above 1000 MHz that are outside of the restricted bands are subject to a peak emission limit of −27 dBm/MHz.

(ii) Section 15.407(b)(4) specifies the unwanted emissions limit for the U-NII-3 band. A band emissions mask is specified in Section 15.407(b)(4)(i). The emission limits are based on the use of a peak detector.

3.4.2 Measuring Instruments

See list of measuring equipment of this test report.

3.4.3 Test Procedures

1. The testing follows FCC KDB 789033 D02 General UNII Test Procedures New Rules v02r01. Section G) Unwanted emissions measurement.

   (1) Procedure for Unwanted Emissions Measurements Below 1000 MHz
   - RBW = 120 kHz
   - VBW = 300 kHz
   - Detector = Peak
   - Trace mode = max hold

   (2) Procedure for Peak Unwanted Emissions Measurements Above 1000 MHz
   - RBW = 1 MHz
   - VBW ≥ 3 MHz
   - Detector = Peak
   - Sweep time = auto
   - Trace mode = max hold

   (3) Procedures for Average Unwanted Emissions Measurements Above 1000 MHz
   - RBW = 1 MHz
   - VBW = 10 Hz, when duty cycle is no less than 98 percent.
   - VBW ≥ 1/T, when duty cycle is less than 98 percent where T is the minimum transmission duration over which the transmitter is on and is transmitting at its maximum power control level for the tested mode of operation.
2. The EUT was placed on a turntable with 0.8 meter for frequency below 1 GHz and 1.5 meter for frequency above 1 GHz respectively above ground.
3. The EUT was set 3 meters from the interference receiving antenna which was mounted on the top of a variable height antenna tower.
4. The antenna is a broadband antenna and its height is adjusted between one meter and four meters above ground to find the maximum value of the field strength for both horizontal polarization and vertical polarization of the antenna.
5. For each suspected emission, the EUT was arranged to its worst case and then adjust the antenna tower (from 1 m to 4 m) and turntable (from 0 degree to 360 degrees) to find the maximum reading.
6. For testing below 1 GHz, if the emission level of the EUT in peak mode was 3 dB lower than the limit specified, then peak values of EUT will be reported, otherwise, the emissions will be repeated one by one using the CISPR quasi-peak method and reported.

7. For testing above 1 GHz, the emission level of the EUT in peak mode was 20 dB lower than average limit (that means the emission level in average mode also complies with the limit in average mode), then peak values of EUT will be reported, otherwise, the emissions will be measured in average mode again and reported.

3.4.4 Test Setup

For Conducted Measurement Setup:

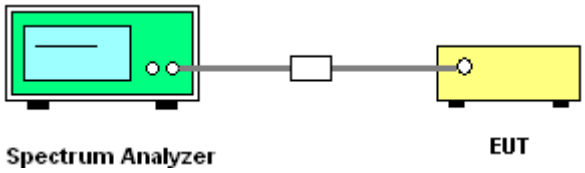

For radiated emissions below 30MHz

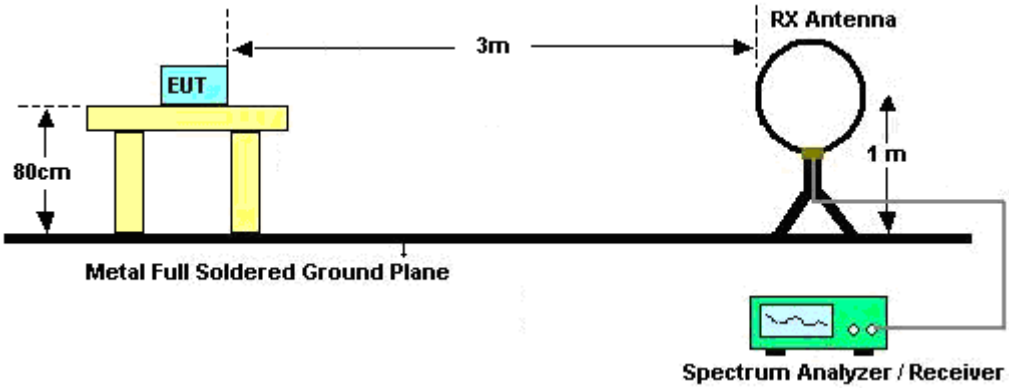

For radiated emissions from 30MHz to 1GHz

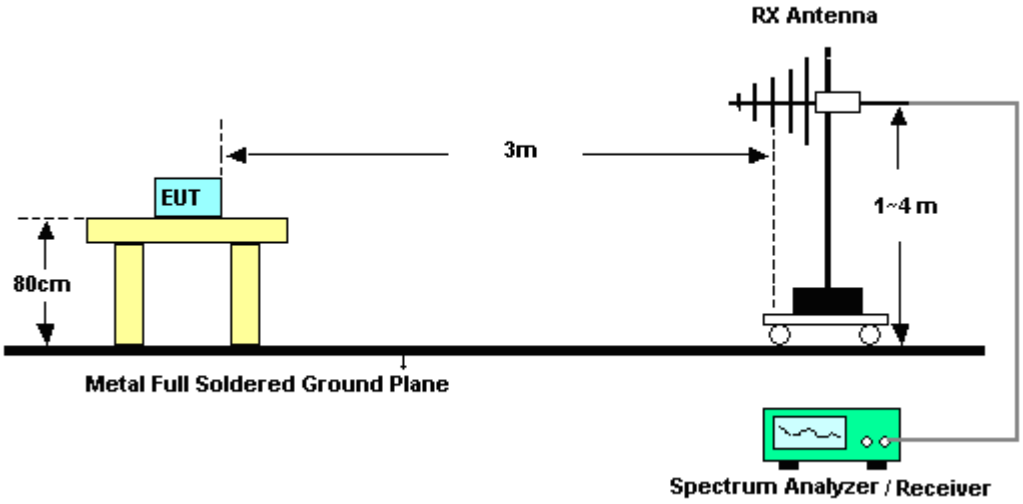

For radiated test from 1GHz to 18GHz

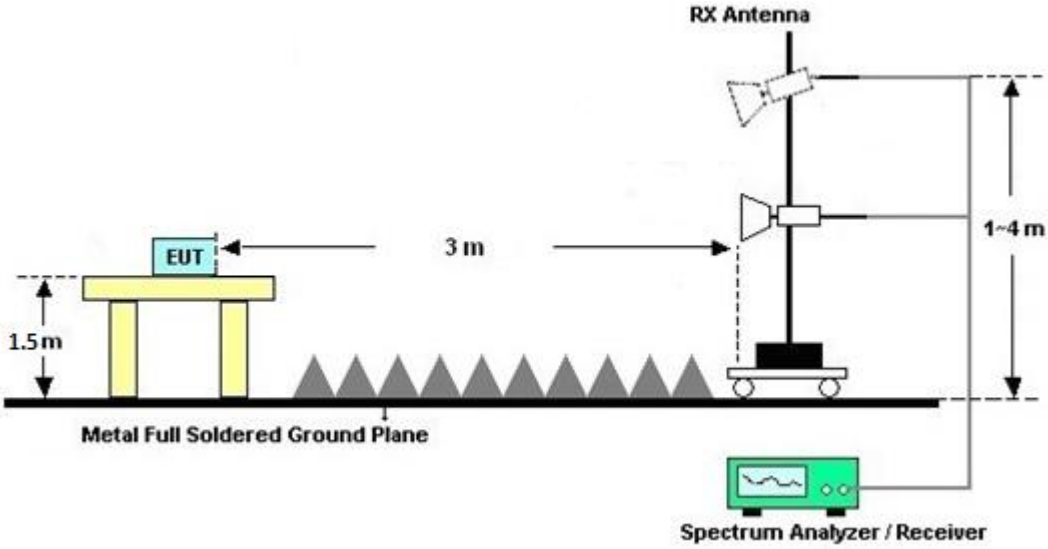

For radiated test above 18GHz

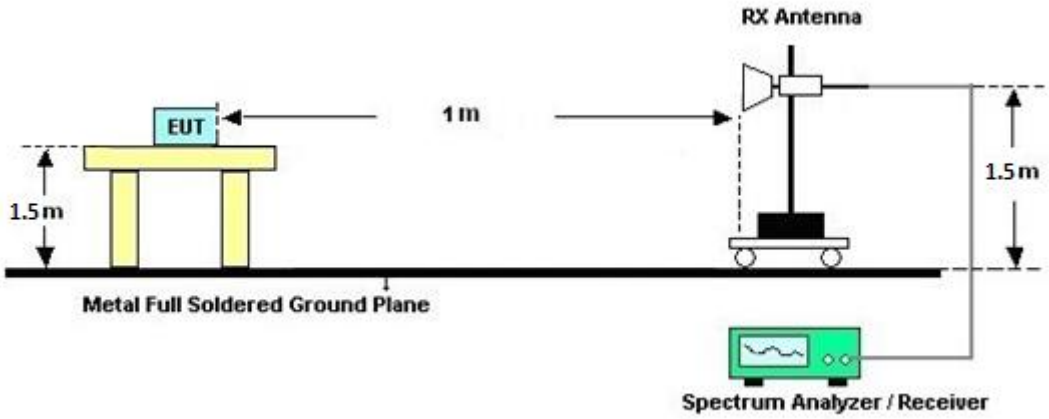

3.4.5 Test Results of Radiated Spurious Emissions (9 kHz ~ 30 MHz)

The low frequency, which started from 9 kHz to 30MHz, was pre-scanned and the result which was 20dB lower than the limit line was not reported.

There is adequate comparison measurement of both open-field test site and alternative test site - semi-Anechoic chamber according to 414788 D01 Radiated Test Site v01r01, and the result came out very similar.

3.4.6 Test Result of Conduced Spurious at Band Edges in the Restricted Band

Please refer to Appendix B and C.

3.4.7 Test Result of Conduced Spurious Emission in the Restricted Band

Please refer to Appendix B and C.

3.4.8 Test Result of Cabinet Radiated Spurious at Band Edges

Please refer to Appendix D and E.

3.4.9 Test Result of Cabinet Radiated Spurious Emission (30MHz ~ 10th Harmonic)

Please refer to Appendix D and E.

3.4.10 Duty Cycle

Please refer to Appendix F.

3.5 Antenna Requirements

3.5.1 Standard Applicable

If transmitting antenna directional gain is greater than 6 dBi, both the peak transmit power and the peak power spectral density shall be reduced by the amount in dB that the directional gain of the antenna exceeds 6 dBi.

3.5.2 Antenna Anti-Replacement Construction

An embedded-in antenna design is used.

3.5.3 Antenna Gain

<CDD Modes >

FCC KDB 662911 D01 Multiple Transmitter Output v02r01

For CDD transmissions, directional gain is calculated as

Directional gain = G_{ANT} + Array Gain, where Array Gain is as follows.

For power spectral density (PSD) measurements on all devices,

Array Gain = 10 log(N_{ANT}/N_{SS}=1) dB.

For power measurements on IEEE 802.11 devices,

Array Gain = 0 dB (i.e., no array gain) for $N_{ANT} \leq 4$.

Directional gain may be calculated by using the formulas applicable to equal gain antennas with G_{ANT} set equal to the gain of the antenna having the highest gain;

The EUT supports CDD mode.

For power, the directional gain G_{ANT} is set equal to the antenna having the highest gain, i.e., F)2)f)i).

For PSD, the directional gain calculation is following F)2)f)ii) of KDB 662911 D01 v02r01.

The power and PSD limit should be modified if the directional gain of EUT is over 6 dBi,

The directional gain “DG” is calculated as following table.

<CDD Modes>

	Ant. 0 (dBi)	Ant. 1 (dBi)	DG for Power (dBi)	DG for PSD (dBi)	Power Limit Reduction (dB)	PSD Limit Reduction (dB)
Band II	3.93	4.32	4.32	7.14	0.00	1.14
Band III	4.25	3.92	4.25	7.10	0.00	1.10

Power limit reduction = Composite gain – 6dBi, (min = 0)

PSD limit reduction = Composite gain + PSD Array gain – 6dBi, (min = 0)

4 List of Measuring Equipment

Instrument	Brand Name	Model No.	Serial No.	Characteristics	Calibration Date	Test Date	Due Date	Remark
Spectrum Analyzer	Keysight	N9010A	MY54200486	10Hz~44GHz	Oct. 23, 2020	Jun. 03, 2021~ Jun. 16, 2021	Oct. 22, 2021	Radiation (03CH20-HY)
EMI Test Receiver	Keysight	N9038A	MY59053012	N/A	Nov. 18, 2020	Jun. 03, 2021~ Jun. 16, 2021	Nov. 17, 2021	Radiation (03CH20-HY)
Loop Antenna	Rohde & Schwarz	HFH2-Z2	100488	9 kHz~30 MHz	Jul. 14, 2020	Jun. 03, 2021~ Jun. 16, 2021	Jul. 13, 2021	Radiation (03CH20-HY)
Bilog Antenna	TESEQ	CBL 6111D&00802 N1D01N-06	55606 & 08	30MHz~1GHz	Oct. 22, 2020	Jun. 03, 2021~ Jun. 16, 2021	Oct. 21, 2021	Radiation (03CH20-HY)
Horn Antenna	SCHWARZBE CK	BBHA 9120 D	002360	1GHz-18GHz	Nov. 03, 2020	Jun. 03, 2021~ Jun. 16, 2021	Nov. 02, 2021	Radiation (03CH20-HY)
SHF-EHF Horn Antenna	SCHWARZBE CK	BBHA9170	00993	18GHz-40GHz	Nov. 19, 2020	Jun. 03, 2021~ Jun. 16, 2021	Nov. 18, 2021	Radiation (03CH20-HY)
Filter	Wainwright	WLK4-1000-15 30-8000-40SS	SN27	1.53GHz Low Pass Filter	May 25, 2021	Jun. 03, 2021~ Jun. 16, 2021	May 24, 2022	Radiation (03CH20-HY)
Filter	Wainwright	WHKX8-6090-7000-18000-40 SS	SN99	N/A	Nov. 05, 2020	Jun. 03, 2021~ Jun. 16, 2021	Nov. 04, 2021	Radiation (03CH20-HY)
Preamplifier	COM-POWER	PAM-103	18020201	1MHz-1000MHz	Jan. 04, 2021	Jun. 03, 2021~ Jun. 16, 2021	Jan. 03, 2022	Radiation (03CH20-HY)
Amplifier	EMCI	EMC118A45S E	980792	N/A	Nov. 16, 2020	Jun. 03, 2021~ Jun. 16, 2021	Nov. 15, 2021	Radiation (03CH20-HY)
Preamplifier	EMEC	EM18G40G	060715	18GHz~40GHz	Dec. 11, 2020	Jun. 03, 2021~ Jun. 16, 2021	Dec. 10, 2021	Radiation (03CH20-HY)
RF Cable	HUBER + SUHNER	SUCOFLEX 102	519229/2,804 015/2,804027 /2	N/A	Jan. 20, 2021	Jun. 03, 2021~ Jun. 16, 2021	Jan. 19, 2022	Radiation (03CH20-HY)
Antenna Mast	EMEC	AM-BS-4500-B	N/A	1m~4m	N/A	Jun. 03, 2021~ Jun. 16, 2021	N/A	Radiation (03CH20-HY)
Turn Table	EMEC	TT2000	N/A	0~360 Degree	N/A	Jun. 03, 2021~ Jun. 16, 2021	N/A	Radiation (03CH20-HY)
Controller	EMEC	EM1000	N/A	Control Turn table & Ant Mast	N/A	Jun. 03, 2021~ Jun. 16, 2021	N/A	Radiation (03CH20-HY)
Software	Audix	E3 6.2009-8-24	RK-002156	N/A	N/A	Jun. 03, 2021~ Jun. 16, 2021	N/A	Radiation (03CH20-HY)
Spectrum Analyzer	ROHDE & SCHWARZ	FSV40	101565	10Hz~40GHz	Nov. 13, 2020	Jul. 12, 2021~ Jul. 31, 2021	Nov. 12, 2021	Conducted (TH02-HY)
RF Cable	HUBER + SUHNER	SUCOFLEX 104	MY9837/4PE	9kHz~30MHz	Mar. 11, 2021	Jul. 12, 2021~ Jul. 31, 2021	Mar. 10, 2022	Conducted (TH02-HY)
RF Cable	HUBER + SUHNER	SUCOFLEX 126E	0058/126E	30MHz~18GHz	Dec. 11, 2020	Jul. 12, 2021~ Jul. 31, 2021	Dec. 10, 2021	Conducted (TH02-HY)
RF Cable	HUBER + SUHNER	SUCOFLEX 102	505134/2	30MHz~40GHz	Feb. 22, 2021	Jul. 12, 2021~ Jul. 31, 2021	Feb. 21, 2022	Conducted (TH02-HY)
Filter	Wainwright	WLKS1200-12 SS	SN2	1.2GHz Low Pass Filter	Mar. 17, 2021	Jul. 12, 2021~ Jul. 31, 2021	Mar. 16, 2022	Conducted (TH02-HY)
Filter	Wainwright	WHKX8-5872. 5-6750-18000-40ST	SN2	6.75GHz High Pass Filter	Mar. 17, 2021	Jul. 12, 2021~ Jul. 31, 2021	Mar. 16, 2022	Conducted (TH02-HY)

Instrument	Brand Name	Model No.	Serial No.	Characteristics	Calibration Date	Test Date	Due Date	Remark
Hygrometer	TECPEL	DTM-303B	TP200886	N/A	Oct. 22, 2020	Dec. 17, 2020~ Aug. 06, 2021	Oct. 21, 2021	Conducted (TH02-HY)
Signal Analyzer	Rohde & Schwarz	FSV40	101397	10Hz~40GHz	Nov. 27, 2020	Dec. 17, 2020~ Aug. 06, 2021	Nov. 26, 2021	Conducted (TH02-HY)
Power Sensor	DARE	RPR3006W	16I00054SNO12	10MHz~6GHz	Dec. 16, 2020	Dec. 17, 2020~ Aug. 06, 2021	Dec. 15, 2021	Conducted (TH02-HY)
Switch Box & RF Cable	Burgeon	ETF058	EC1300484	N/A	Nov. 19, 2020	Dec. 17, 2020~ Aug. 06, 2021	Nov. 18, 2021	Conducted (TH02-HY)

5 Uncertainty of Evaluation

Uncertainty of Radiated Emission Measurement (30 MHz ~ 1000 MHz)

Measuring Uncertainty for a Level of Confidence of 95% (U = 2Uc(y))	**3.9 dB**

Uncertainty of Radiated Emission Measurement (1000 MHz ~ 18000 MHz)

Measuring Uncertainty for a Level of Confidence of 95% (U = 2Uc(y))	**4.8 dB**

Uncertainty of Radiated Emission Measurement (18000 MHz ~ 40000 MHz)

Measuring Uncertainty for a Level of Confidence of 95% (U = 2Uc(y))	**4.5 dB**

Appendix A. Test Result of Conducted Test Items

Test Engineer:	Derek Hsu	Temperature:	21~25	°C
Test Date:	2020/12/17~2021/08/06	Relative Humidity:	51~54	%

TEST RESULTS DATA
26dB and 99% OBW

Band II single antenna															
Mod.	Data Rate	NTX	CH.	Freq. (MHz)	99% Bandwidth (MHz)		26 dB Bandwidth (MHz)		IC 99% Bandwidth Power Limit (dBm)		IC 99% Bandwidth EIRP Limit (dBm)		FCC 26dB Bandwidth Power Limit (dBm)		Note
					Ant 0	Ant 1	Ant 0	Ant 1	Ant 0	Ant 1	Ant 0	Ant 1	Ant 0	Ant 1	
11a	6Mbps	1	52	5260	18.98	19.98	32.20	40.05	23.78	23.98	29.78	30.00	23.98	23.98	
11a	6Mbps	1	60	5300	18.53	19.73	22.80	38.60	23.68	23.95	29.68	29.95	23.98	23.98	
11a	6Mbps	1	64	5320	18.53	18.58	22.80	23.05	23.68	23.69	29.68	29.69	23.98	23.98	
HT20	MCS0	1	52	5260	19.83	25.33	43.97	49.15	23.97	23.98	29.97	30.00	23.98	23.98	
HT20	MCS0	1	60	5300	19.33	26.32	22.94	48.38	23.86	23.98	29.86	30.00	23.98	23.98	
HT20	MCS0	1	64	5320	19.23	19.33	22.73	23.04	23.84	23.86	29.84	29.86	23.98	23.98	
HT40	MCS0	1	54	5270	37.16	37.36	61.13	81.46	23.98	23.98	30.00	30.00	23.98	23.98	
HT40	MCS0	1	62	5310	36.66	36.86	41.36	41.18	23.98	23.98	30.00	30.00	23.98	23.98	
VHT80	MCS0	1	58	5290	76.60	75.76	127.72	82.05	23.98	23.98	30.00	30.00	23.98	23.98	

Band II MIMO															
Mod.	Data Rate	NTX	CH.	Freq. (MHz)	99% Bandwidth (MHz)		26 dB Bandwidth (MHz)		IC 99% Bandwidth Power Limit (dBm)		IC 99% Bandwidth EIRP Limit (dBm)		FCC 26dB Bandwidth Power Limit (dBm)		Note
					Ant 0	Ant 1	Ant 0	Ant 1	Ant 0	Ant 1	Ant 0	Ant 1	Ant 0	Ant 1	
11a	6Mbps	2	52	5260	18.53	18.73	22.75	22.85	23.68		29.68		23.98		
11a	6Mbps	2	60	5300	18.93	18.68	27.85	22.65	23.71		29.71		23.98		
11a	6Mbps	2	64	5320	18.48	18.68	22.80	22.75	23.67		29.67		23.98		
HT20	MCS0	2	52	5260	19.28	18.98	23.04	22.89	23.78		29.78		23.98		
HT20	MCS0	2	60	5300	19.28	18.98	23.04	22.73	23.78		29.78		23.98		
HT20	MCS0	2	64	5320	19.28	18.98	22.89	22.99	23.78		29.78		23.98		
HT40	MCS0	2	54	5270	36.86	36.66	40.83	41.04	23.98		30.00		23.98		
HT40	MCS0	2	62	5310	36.86	36.76	41.06	40.79	23.98		30.00		23.98		
VHT80	MCS0	2	58	5290	76.00	75.64	83.33	81.49	23.98		30.00		23.98		

Report Number : FR693034-06

TEST RESULTS DATA
Average Power Table

FCC Band II single antenna													
Mod.	Data Rate	NTX	CH.	Freq. (MHz)	Average Conducted Power (dBm)			FCC Conducted Power Limit (dBm)		DG (dBi)		EIRP Power Limit (dBm)	Pass/Fail
					Ant 0	Ant 1	SUM	Ant 0	Ant 1	Ant 0	Ant 1		
11a	6Mbps	1	52	5260	19.60	19.00	-	23.98	23.98	3.93	4.32	26.99	Pass
11a	6Mbps	1	60	5300	16.90	18.80		23.98	23.98	3.93	4.32	26.99	Pass
11a	6Mbps	1	64	5320	16.50	16.30		23.98	23.98	3.93	4.32	26.99	Pass
HT20	MCS0	1	52	5260	20.00	20.00		23.98	23.98	3.93	4.32	26.99	Pass
HT20	MCS0	1	60	5300	15.60	19.70		23.98	23.98	3.93	4.32	26.99	Pass
HT20	MCS0	1	64	5320	15.40	16.40		23.98	23.98	3.93	4.32	26.99	Pass
HT40	MCS0	1	54	5270	18.70	18.60		23.98	23.98	3.93	4.32	26.99	Pass
HT40	MCS0	1	62	5310	14.40	14.50		23.98	23.98	3.93	4.32	26.99	Pass
VHT20	MCS0	1	52	5260	19.90	19.90		23.98	23.98	3.93	4.32	26.99	Pass
VHT20	MCS0	1	60	5300	15.50	19.60		23.98	23.98	3.93	4.32	26.99	Pass
VHT20	MCS0	1	64	5320	15.30	16.30		23.98	23.98	3.93	4.32	26.99	Pass
VHT40	MCS0	1	54	5270	18.60	18.50		23.98	23.98	3.93	4.32	26.99	Pass
VHT40	MCS0	1	62	5310	14.30	14.40		23.98	23.98	3.93	4.32	26.99	Pass
VHT80	MCS0	1	58	5290	13.40	15.30		23.98	23.98	3.93	4.32	26.99	Pass

FCC Band II MIMO													
Mod.	Data Rate	NTX	CH.	Freq. (MHz)	Average Conducted Power (dBm)			FCC Conducted Power Limit (dBm)		DG (dBi)		EIRP Power Limit (dBm)	Pass/Fail
					Ant 0	Ant 1	SUM	Ant 0	Ant 1	Ant 0	Ant 1		
11a	6Mbps	2	52	5260	14.40	13.50	16.98	23.98		4.32		26.99	Pass
11a	6Mbps	2	60	5300	12.10	11.10	14.64	23.98		4.32		26.99	Pass
11a	6Mbps	2	64	5320	11.30	10.10	13.75	23.98		4.32		26.99	Pass
HT20	MCS0	2	52	5260	14.90	14.30	17.62	23.98		4.32		26.99	Pass
HT20	MCS0	2	60	5300	11.00	10.10	13.58	23.98		4.32		26.99	Pass
HT20	MCS0	2	64	5320	9.90	8.80	12.40	23.98		4.32		26.99	Pass
HT40	MCS0	2	54	5270	16.20	15.40	18.83	23.98		4.32		26.99	Pass
HT40	MCS0	2	62	5310	9.50	8.40	12.00	23.98		4.32		26.99	Pass
VHT20	MCS0	2	52	5260	14.90	14.20	17.57	23.98		4.32		26.99	Pass
VHT20	MCS0	2	60	5300	10.90	10.00	13.48	23.98		4.32		26.99	Pass
VHT20	MCS0	2	64	5320	9.80	8.80	12.34	23.98		4.32		26.99	Pass
VHT40	MCS0	2	54	5270	16.10	15.30	18.73	23.98		4.32		26.99	Pass
VHT40	MCS0	2	62	5310	9.40	8.30	11.90	23.98		4.32		26.99	Pass
VHT80	MCS0	2	58	5290	7.90	7.00	10.48	23.98		4.32		26.99	Pass

Report Number : FR693034-06

TEST RESULTS DATA
Power Spectral Density

Band II single antenna													
Mod.	Data Rate	NTX	CH.	Freq. (MHz)	Average Power Density (dBm/MHz)			Average PSD Limit (dBm/MHz)		DG (dBi)			Pass /Fail
					Ant 0	Ant 1	SUM	Ant 0	Ant 1	Ant 0	Ant 1		
11a	6Mbps	1	52	5260	9.39	9.48	-	11.00	11.00	3.93	4.32	-	Pass
11a	6Mbps	1	60	5300	6.17	8.95		11.00	11.00	3.93	4.32		Pass
11a	6Mbps	1	64	5320	6.22	6.13		11.00	11.00	3.93	4.32		Pass
HT20	MCS0	1	52	5260	9.58	10.24		11.00	11.00	3.93	4.32		Pass
HT20	MCS0	1	60	5300	4.60	9.48		11.00	11.00	3.93	4.32		Pass
HT20	MCS0	1	64	5320	4.89	5.85		11.00	11.00	3.93	4.32		Pass
HT40	MCS0	1	54	5270	4.97	5.08		11.00	11.00	3.93	4.32		Pass
HT40	MCS0	1	62	5310	0.93	0.98		11.00	11.00	3.93	4.32		Pass
VHT80	MCS0	1	58	5290	-3.56	-0.72		11.00	11.00	3.93	4.32		Pass

Band II MIMO													
Mod.	Data Rate	NTX	CH.	Freq. (MHz)	Average Power Density (dBm/MHz)			Average PSD Limit (dBm/MHz)		DG (dBi)			Pass /Fail
					Ant 0	Ant 1	SUM	Ant 0	Ant 1	Ant 0	Ant 1		
11a	6Mbps	2	52	5260	-		6.87	9.86		7.14		-	Pass
11a	6Mbps	2	60	5300			4.36	9.86		7.14			Pass
11a	6Mbps	2	64	5320			3.59	9.86		7.14			Pass
HT20	MCS0	2	52	5260			7.33	9.86		7.14			Pass
HT20	MCS0	2	60	5300			3.52	9.86		7.14			Pass
HT20	MCS0	2	64	5320			2.53	9.86		7.14			Pass
HT40	MCS0	2	54	5270			5.66	9.86		7.14			Pass
HT40	MCS0	2	62	5310			-1.10	9.86		7.14			Pass
VHT80	MCS0	2	58	5290			-5.50	9.86		7.14			Pass

TEST RESULTS DATA
26dB and 99% OBW

Band III single antenna																
Mod.	Data Rate	NTX	CH.	Freq. (MHz)	99% Bandwidth In U-NII 2C (MHz)		26 dB Bandwidth In U-NII 2C (MHz)		IC 99% Bandwidth Power Limit (dBm)		IC 99% Bandwidth EIRP Limit (dBm)		FCC 26dB Bandwidth Power Limit (dBm)		6 dB Bandwidth for Straddle Channel (MHz)	
					Ant 0	Ant 1	Ant 0	Ant 1	Ant 0	Ant 1	Ant 0	Ant 1	Ant 0	Ant 1	Ant 0	Ant 1
11a	6Mbps	1	100	5500	18.63	18.68	22.85	23.10	23.70	23.71	29.70	29.71	23.98	23.98	----	----
11a	6Mbps	1	116	5580	19.33	20.13	33.95	42.50	23.86	23.98	29.86	30.00	23.98	23.98	----	----
11a	6Mbps	1	140	5700	18.53	18.58	22.95	22.95	23.68	23.69	29.68	29.69	23.98	23.98	----	----
HT20	MCS0	1	100	5500	19.28	19.38	22.88	22.99	23.85	23.87	29.85	29.87	23.98	23.98	----	----
HT20	MCS0	1	116	5580	20.13	21.33	44.47	48.02	23.98	23.98	30.00	30.00	23.98	23.98	----	----
HT20	MCS0	1	140	5700	19.33	19.28	23.04	22.94	23.86	23.85	29.86	29.85	23.98	23.98	----	----
HT40	MCS0	1	102	5510	36.76	36.86	40.64	40.88	23.98	23.98	30.00	30.00	23.98	23.98	----	----
HT40	MCS0	1	110	5550	37.16	36.96	75.16	69.58	23.98	23.98	30.00	30.00	23.98	23.98	----	----
HT40	MCS0	1	134	5670	36.96	36.86	52.88	41.18	23.98	23.98	30.00	30.00	23.98	23.98	----	----
VHT80	MCS0	1	106	5530	75.88	75.64	82.27	82.05	23.98	23.98	30.00	30.00	23.98	23.98	----	----
VHT80	MCS0	1	122	5610	76.00	75.76	105.24	82.21	23.98	23.98	30.00	30.00	23.98	23.98	----	----

Band III MIMO																
Mod.	Data Rate	NTX	CH.	Freq. (MHz)	99% Bandwidth In U-NII 2C (MHz)		26 dB Bandwidth In U-NII 2C (MHz)		IC 99% Bandwidth Power Limit (dBm)		IC 99% Bandwidth EIRP Limit (dBm)		FCC 26dB Bandwidth Power Limit (dBm)		6 dB Bandwidth for Straddle Channel (MHz)	
					Ant 0	Ant 1	Ant 0	Ant 1	Ant 0	Ant 1	Ant 0	Ant 1	Ant 0	Ant 1	Ant 0	Ant 1
11a	6Mbps	2	100	5500	18.48	18.58	22.85	22.50	23.67		29.67		23.98		----	----
11a	6Mbps	2	116	5580	18.58	18.58	22.90	22.75	23.69		29.69		23.98		----	----
11a	6Mbps	2	140	5700	18.53	18.58	22.85	22.50	23.68		29.68		23.98		----	----
HT20	MCS0	2	100	5500	19.28	19.03	23.09	23.09	23.79		29.79		23.98		----	----
HT20	MCS0	2	116	5580	19.33	19.08	22.88	23.19	23.81		29.81		23.98		----	----
HT20	MCS0	2	140	5700	19.33	19.03	23.25	22.56	23.79		29.79		23.98		----	----
HT40	MCS0	2	102	5510	36.76	36.76	40.97	40.88	23.98		30.00		23.98		----	----
HT40	MCS0	2	110	5550	36.66	36.56	40.88	40.67	23.98		30.00		23.98		----	----
HT40	MCS0	2	134	5670	36.96	36.86	41.27	41.09	23.98		30.00		23.98		----	----
VHT80	MCS0	2	106	5530	75.88	75.64	83.17	82.05	23.98		30.00		23.98		----	----
VHT80	MCS0	2	122	5610	76.00	75.76	96.05	81.17	23.98		30.00		23.98		----	----

Band III straddle channel single antenna																
Mod.	Data Rate	NTX	CH.	Freq. (MHz)	99% Bandwidth In U-NII 2C (MHz)		26 dB Bandwidth In U-NII 2C (MHz)		IC 99% Bandwidth Power Limit (dBm)		IC 99% Bandwidth EIRP Limit (dBm)		FCC 26dB Bandwidth Power Limit (dBm)		6 dB Bandwidth for Straddle Channel (MHz)	
					Ant 0	Ant 1	Ant 0	Ant 1	Ant 0	Ant 1	Ant 0	Ant 1	Ant 0	Ant 1	Ant 0	Ant 1
11a	6Mbps	1	144	5720	14.64	14.54	23.25	18.75	22.66	22.63	28.66	28.63	23.98	23.73	3.1	3.1
HT20	MCS0	1	144	5720	14.99	18.04	27.27	28.86	22.76	23.56	28.76	29.56	23.98	23.98	3.75	3.75
HT40	MCS0	1	142	5710	33.88	33.78	61.25	55.40	23.98	23.98	30.00	30.00	23.98	23.98	3.18	3.18
VHT80	MCS0	1	138	5690	73.36	73.00	130.17	100.66	23.98	23.98	30.00	30.00	23.98	23.98	2.76	2.92

Band III straddle channel MIMO																
Mod.	Data Rate	NTX	CH.	Freq. (MHz)	99% Bandwidth In U-NII 2C (MHz)		26 dB Bandwidth In U-NII 2C (MHz)		IC 99% Bandwidth Power Limit (dBm)		IC 99% Bandwidth EIRP Limit (dBm)		FCC 26dB Bandwidth Power Limit (dBm)		6 dB Bandwidth for Straddle Channel (MHz)	
					Ant 0	Ant 1	Ant 0	Ant 1	Ant 0	Ant 1	Ant 0	Ant 1	Ant 0	Ant 1	Ant 0	Ant 1
11a	6Mbps	2	144	5720	14.49	14.19	20.25	16.40	22.52		28.52		23.15		3.1	3.1
HT20	MCS0	2	144	5720	14.89	14.59	20.63	16.47	22.64		28.64		23.17		3.7	3.75
HT40	MCS0	2	142	5710	33.78	33.68	61.73	54.44	23.98		30.00		23.98		3.09	3.09
VHT80	MCS0	2	138	5690	73.24	72.88	115.61	75.47	23.98		30.00		23.98		2.6	3.08

Report Number : FR693034-06

TEST RESULTS DATA
Average Power Table

FCC Band III single antenna													
Mod.	Data Rate	NTX	CH.	Freq. (MHz)	Average Conducted Power (dBm)			FCC Conducted Power Limit (dBm)		DG (dBi)		EIRP Power Limit (dBm)	Pass/Fail
					Ant 0	Ant 1	SUM	Ant 0	Ant 1	Ant 0	Ant 1		
11a	6Mbps	1	100	5500	16.60	15.20	-	23.98	23.98	4.25	3.92	26.99	Pass
11a	6Mbps	1	116	5580	18.70	17.10		23.98	23.98	4.25	3.92	26.99	Pass
11a	6Mbps	1	140	5700	16.30	14.10		23.98	23.98	4.25	3.92	26.99	Pass
HT20	MCS0	1	100	5500	16.20	15.10		23.98	23.98	4.25	3.92	26.99	Pass
HT20	MCS0	1	116	5580	19.10	17.30		23.98	23.98	4.25	3.92	26.99	Pass
HT20	MCS0	1	140	5700	15.90	13.70		23.98	23.98	4.25	3.92	26.99	Pass
HT40	MCS0	1	102	5510	13.10	11.00		23.98	23.98	4.25	3.92	26.99	Pass
HT40	MCS0	1	110	5550	19.30	17.20		23.98	23.98	4.25	3.92	26.99	Pass
HT40	MCS0	1	134	5670	16.50	13.80		23.98	23.98	4.25	3.92	26.99	Pass
VHT20	MCS0	1	100	5500	16.10	15.00		23.98	23.98	4.25	3.92	26.99	Pass
VHT20	MCS0	1	116	5580	19.00	17.20		23.98	23.98	4.25	3.92	26.99	Pass
VHT20	MCS0	1	140	5700	15.80	13.60		23.98	23.98	4.25	3.92	26.99	Pass
VHT40	MCS0	1	102	5510	13.00	10.90		23.98	23.98	4.25	3.92	26.99	Pass
VHT40	MCS0	1	110	5550	19.20	17.10		23.98	23.98	4.25	3.92	26.99	Pass
VHT40	MCS0	1	134	5670	16.40	13.70		23.98	23.98	4.25	3.92	26.99	Pass
VHT80	MCS0	1	106	5530	13.30	10.00		23.98	23.98	4.25	3.92	26.99	Pass
VHT80	MCS0	1	122	5610	17.80	15.90		23.98	23.98	4.25	3.92	26.99	Pass

FCC Band III MIMO													
Mod.	Data Rate	NTX	CH.	Freq. (MHz)	Average Conducted Power (dBm)			FCC Conducted Power Limit (dBm)		DG (dBi)		EIRP Power Limit (dBm)	Pass/Fail
					Ant 0	Ant 1	SUM	Ant 0	Ant 1	Ant 0	Ant 1		
11a	6Mbps	2	100	5500	10.30	9.10	12.75	23.98		4.25		26.99	Pass
11a	6Mbps	2	116	5580	9.90	8.50	12.27	23.98		4.25		26.99	Pass
11a	6Mbps	2	140	5700	14.50	12.00	16.44	23.98		4.25		26.99	Pass
HT20	MCS0	2	100	5500	10.90	9.40	13.22	23.98		4.25		26.99	Pass
HT20	MCS0	2	116	5580	10.00	8.30	12.24	23.98		4.25		26.99	Pass
HT20	MCS0	2	140	5700	14.30	12.10	16.35	23.98		4.25		26.99	Pass
HT40	MCS0	2	102	5510	9.30	8.30	11.84	23.98		4.25		26.99	Pass
HT40	MCS0	2	110	5550	11.20	10.20	13.74	23.98		4.25		26.99	Pass
HT40	MCS0	2	134	5670	14.70	12.30	16.67	23.98		4.25		26.99	Pass
VHT20	MCS0	2	100	5500	10.80	9.30	13.12	23.98		4.25		26.99	Pass
VHT20	MCS0	2	116	5580	9.90	8.40	12.22	23.98		4.25		26.99	Pass
VHT20	MCS0	2	140	5700	14.30	12.00	16.31	23.98		4.25		26.99	Pass
VHT40	MCS0	2	102	5510	9.20	8.30	11.78	23.98		4.25		26.99	Pass
VHT40	MCS0	2	110	5550	11.20	10.10	13.70	23.98		4.25		26.99	Pass
VHT40	MCS0	2	134	5670	14.70	12.20	16.64	23.98		4.25		26.99	Pass
VHT80	MCS0	2	106	5530	7.40	6.30	9.90	23.98		4.25		26.99	Pass
VHT80	MCS0	2	122	5610	14.00	11.90	16.09	23.98		4.25		26.99	Pass

FCC Band III straddle channel single antenna													
Mod.	Data Rate	NTX	CH.	Freq. (MHz)	Average Conducted Power (dBm)			FCC Conducted Power Limit (dBm)		DG (dBi)		EIRP Power Limit (dBm)	Pass/Fail
					Ant 0	Ant 1	SUM	Ant 0	Ant 1	Ant 0	Ant 1		
11a	6Mbps	1	144	5720	18.60	17.90	-	23.98	23.73	4.25	3.92	26.99	Pass
HT20	MCS0	1	144	5720	18.70	19.80		23.98	23.98	4.25	3.92	26.99	Pass
HT40	MCS0	1	142	5710	18.70	18.60		23.98	23.98	4.25	3.92	26.99	Pass
VHT20	MCS0	1	144	5720	18.60	19.70		23.98	23.98	4.25	3.92	26.99	Pass
VHT40	MCS0	1	142	5710	18.60	18.50		23.98	23.98	4.25	3.92	26.99	Pass
VHT80	MCS0	1	138	5690	18.30	17.10		23.98	23.98	4.25	3.92	26.99	Pass

FCC Band III straddle channel MIMO													
Mod.	Data Rate	NTX	CH.	Freq. (MHz)	Average Conducted Power (dBm)			FCC Conducted Power Limit (dBm)		DG (dBi)		EIRP Power Limit (dBm)	Pass/Fail
					Ant 0	Ant 1	SUM	Ant 0	Ant 1	Ant 0	Ant 1		
11a	6Mbps	2	144	5720	17.50	15.80	19.74	23.15		4.25		26.99	Pass
HT20	MCS0	2	144	5720	17.40	15.80	19.68	23.17		4.25		26.99	Pass
HT40	MCS0	2	142	5710	17.70	18.50	21.13	23.98		4.25		26.99	Pass
VHT20	MCS0	2	144	5720	17.30	15.70	19.58	23.17		4.25		26.99	Pass
VHT40	MCS0	2	142	5710	17.60	18.40	21.03	23.98		4.25		26.99	Pass
VHT80	MCS0	2	138	5690	17.20	15.90	19.61	23.98		4.25		26.99	Pass

Report Number : FR693034-06

TEST RESULTS DATA
Power Spectral Density

Band III single antenna													
Mod.	Data Rate	NTX	CH.	Freq. (MHz)	Average Power Density (dBm/MHz)			Average PSD Limit (dBm/MHz)		DG (dBi)			Pass /Fail
					Ant 0	Ant 1	SUM	Ant 0	Ant 1	Ant 0	Ant 1		
11a	6Mbps	1	100	5500	6.23	4.85	-	11.00	11.00	4.25	3.92	-	Pass
11a	6Mbps	1	116	5580	8.45	6.85		11.00	11.00	4.25	3.92		Pass
11a	6Mbps	1	140	5700	5.54	3.79		11.00	11.00	4.25	3.92		Pass
HT20	MCS0	1	100	5500	5.21	4.51		11.00	11.00	4.25	3.92		Pass
HT20	MCS0	1	116	5580	8.59	6.89		11.00	11.00	4.25	3.92		Pass
HT20	MCS0	1	140	5700	5.08	3.39		11.00	11.00	4.25	3.92		Pass
HT40	MCS0	1	102	5510	-0.73	-2.49		11.00	11.00	4.25	3.92		Pass
HT40	MCS0	1	110	5550	5.45	3.94		11.00	11.00	4.25	3.92		Pass
HT40	MCS0	1	134	5670	3.47	0.20		11.00	11.00	4.25	3.92		Pass
VHT80	MCS0	1	106	5530	-3.47	-5.70		11.00	11.00	4.25	3.92		Pass
VHT80	MCS0	1	122	5610	1.47	0.36		11.00	11.00	4.25	3.92		Pass

Band III MIMO													
Mod.	Data Rate	NTX	CH.	Freq. (MHz)	Average Power Density (dBm/MHz)			Average PSD Limit (dBm/MHz)		DG (dBi)			Pass /Fail
					Ant 0	Ant 1	SUM	Ant 0	Ant 1	Ant 0	Ant 1		
11a	6Mbps	2	100	5500	-		2.47	9.90		7.10		-	Pass
11a	6Mbps	2	116	5580			2.31	9.90		7.10			Pass
11a	6Mbps	2	140	5700			6.12	9.90		7.10			Pass
HT20	MCS0	2	100	5500			3.06	9.90		7.10			Pass
HT20	MCS0	2	116	5580			2.12	9.90		7.10			Pass
HT20	MCS0	2	140	5700			6.19	9.90		7.10			Pass
HT40	MCS0	2	102	5510			-1.15	9.90		7.10			Pass
HT40	MCS0	2	110	5550			0.57	9.90		7.10			Pass
HT40	MCS0	2	134	5670			3.45	9.90		7.10			Pass
VHT80	MCS0	2	106	5530			-5.99	9.90		7.10			Pass
VHT80	MCS0	2	122	5610			0.27	9.90		7.10			Pass

Band III straddle channel single antenna													
Mod.	Data Rate	NTX	CH.	Freq. (MHz)	Average Power Density (dBm/MHz)			Average PSD Limit (dBm/MHz)		DG (dBi)			Pass /Fail
					Ant 0	Ant 1	SUM	Ant 0	Ant 1	Ant 0	Ant 1		
11a	6Mbps	1	144	5720	7.99	7.75	-	11.00	11.00	4.25	3.92	-	Pass
HT20	MCS0	1	144	5720	8.96	10.09		11.00	11.00	4.25	3.92		Pass
HT40	MCS0	1	142	5710	5.66	5.39		11.00	11.00	4.25	3.92		Pass
VHT80	MCS0	1	138	5690	2.81	1.40		11.00	11.00	4.25	3.92		Pass

Band III straddle channel MIMO													
Mod.	Data Rate	NTX	CH.	Freq. (MHz)	Average Power Density (dBm/MHz)			Average PSD Limit (dBm/MHz)		DG (dBi)			Pass /Fail
					Ant 0	Ant 1	SUM	Ant 0	Ant 1	Ant 0	Ant 1		
11a	6Mbps	2	144	5720	-		9.70	9.90		7.10		-	Pass
HT20	MCS0	2	144	5720			9.53	9.90		7.10			Pass
HT40	MCS0	2	142	5710			8.33	9.90		7.10			Pass
VHT80	MCS0	2	138	5690			4.10	9.90		7.10			Pass

Appendix B. Conducted Spurious Emission

Test Engineer :	Richard Qiu	Temperature :	23~25.7°C
		Relative Humidity :	47.5~53.7%

Band 2 - 5250~5350MHz

WIFI 802.11a (Band Edge)

WIFI Ant. 0	Note	Frequency (MHz)	Level (dBm)	Over Limit (dB)	Limit Line (dBm)	Read Level (dBm)	Antenna Gain (dB)	Path Loss (dB)	MIMO Factor (dB)	Grounding Factor (dB)	Peak Avg. (P/A)
802.11a CH 52 5260MHz		5149.1	-43.03	-21.83	-21.2	-48.51	3.93	1.55	0	0	P
		5048.3	-54.48	-13.28	-41.2	-60.02	3.93	1.61	0	0	A
	*	5260	20.44	-	-	14.92	3.93	1.59	0	0	P
	*	5260	12.66	-	-	7.14	3.93	1.59	0	0	A
		5372.64	-39.41	-18.21	-21.2	-45.14	3.93	1.8	0	0	P
		5374.08	-51.6	-10.4	-41.2	-57.33	3.93	1.8	0	0	A
802.11a CH 60 5300MHz		5064.75	-44.03	-22.83	-21.2	-49.58	3.93	1.62	0	0	P
		5063.35	-56.41	-15.21	-41.2	-61.96	3.93	1.62	0	0	A
	*	5300	17	-	-	11.39	3.93	1.68	0	0	P
	*	5300	12.38	-	-	6.77	3.93	1.68	0	0	A
		5352.24	-37.82	-16.62	-21.2	-43.51	3.93	1.76	0	0	P
		5374.32	-50.42	-9.22	-41.2	-56.15	3.93	1.8	0	0	A
802.11a CH 64 5320MHz	*	5320	16.3	-	-	10.66	3.93	1.71	0	0	P
	*	5320	12.21	-	-	6.57	3.93	1.71	0	0	A
		5351.52	-33.85	-12.65	-21.2	-39.54	3.93	1.76	0	0	P
		5350.08	-48.58	-7.38	-41.2	-54.27	3.93	1.76	0	0	A
Remark	1. No other spurious found. 2. All results are PASS against Peak and Average limit line.										

Band 2 5250~5350MHz

WIFI 802.11a (Harmonic)

WIFI Ant. 0	Note	Frequency (MHz)	Level (dBm)	Over Limit (dB)	Limit Line (dBm)	Read Level (dBm)	Antenna Gain (dB)	Path Loss (dB)	MIMO Factor (dB)	Grounding Factor (dB)	Peak Avg. (P/A)
802.11a CH 52 5260MHz		4822	-37.11	-15.91	-21.2	-42.7	3.93	1.66	0	0	P
		4822	-43.02	-1.82	-41.2	-48.61	3.93	1.66	0	0	A
		5479	-36.77	-9.77	-27	-42.43	3.93	1.73	0	0	P
		5580	-42.46	-15.46	-27	-48.07	3.93	1.68	0	0	P
		5698	-40.07	-13.07	-27	-45.69	3.93	1.69	0	0	P
		7451	-65.84	-44.64	-21.2	-72.52	3.93	2.75	0	0	P
		7890	-64.67	-37.67	-27	-71.32	3.93	2.72	0	0	P
		8766	-65.27	-38.27	-27	-72.01	3.93	2.81	0	0	P
		10520	-34.38	-7.38	-27	-40.98	3.93	2.67	0	0	P
		15780	-52.69	-31.49	-21.2	-59.88	3.93	3.26	0	0	P
802.11a CH 60 5300MHz		4858	-40.47	-19.27	-21.2	-45.98	3.93	1.58	0	0	P
		4858	-45.09	-3.89	-41.2	-50.6	3.93	1.58	0	0	A
		5524	-39.39	-12.39	-27	-45.01	3.93	1.69	0	0	P
		5740	-44.93	-17.93	-27	-50.57	3.93	1.71	0	0	P
		7066	-57.75	-30.75	-27	-64.44	3.93	2.76	0	0	P
		10600	-35.76	-14.56	-21.2	-42.38	3.93	2.69	0	0	P
		10600	-42.1	-0.9	-41.2	-48.72	3.93	2.69	0	0	A
		15900	-43.94	-22.74	-21.2	-51.16	3.93	3.29	0	0	P
		15900	-49.1	-7.9	-41.2	-56.32	3.93	3.29	0	0	A

802.11a CH 64 5320MHz		4876	-43.08	-21.88	-21.2	-48.55	3.93	1.54	0	0	P
		4876	-46.93	-5.73	-41.2	-52.4	3.93	1.54	0	0	A
		5536	-40.51	-13.51	-27	-46.13	3.93	1.69	0	0	P
		5764	-45.23	-18.23	-27	-50.88	3.93	1.72	0	0	P
		7093	-58.79	-31.79	-27	-65.5	3.93	2.78	0	0	P
		7537	-65.99	-44.79	-21.2	-72.64	3.93	2.72	0	0	P
		7980	-65.7	-38.7	-27	-72.35	3.93	2.72	0	0	P
		10640	-36.01	-14.81	-21.2	-42.66	3.93	2.72	0	0	P
		10640	-42.42	-1.22	-41.2	-49.07	3.93	2.72	0	0	A
		15960	-50.61	-29.41	-21.2	-57.84	3.93	3.3	0	0	P
Remark	1. No other spurious found. 2. All results are PASS against Peak and Average limit line.										

Band 2 5250~5350MHz

WIFI 802.11n HT20 (Band Edge)

WIFI Ant. 0	Note	Frequency (MHz)	Level (dBm)	Over Limit (dB)	Limit Line (dBm)	Read Level (dBm)	Antenna Gain (dB)	Path Loss (dB)	MIMO Factor (dB)	Grounding Factor (dB)	Peak Avg. (P/A)
802.11n HT20 CH 52 5260MHz		5144.55	-42.19	-20.99	-21.2	-47.68	3.93	1.56	0	0	P
		5048.65	-53.99	-12.79	-41.2	-59.53	3.93	1.61	0	0	A
	*	5260	21.46	-	-	15.94	3.93	1.59	0	0	P
	*	5260	13.13	-	-	7.61	3.93	1.59	0	0	A
		5364.72	-39.62	-18.42	-21.2	-45.33	3.93	1.78	0	0	P
		5367.6	-51.65	-10.45	-41.2	-57.37	3.93	1.79	0	0	A
802.11n HT20 CH 60 5300MHz		5055.3	-44.62	-23.42	-21.2	-50.16	3.93	1.61	0	0	P
		5063.35	-56.75	-15.55	-41.2	-62.3	3.93	1.62	0	0	A
	*	5300	16.41	-	-	10.8	3.93	1.68	0	0	P
	*	5300	12.01	-	-	6.4	3.93	1.68	0	0	A
		5385.12	-39.74	-18.54	-21.2	-45.49	3.93	1.82	0	0	P
		5376.72	-51.1	-9.9	-41.2	-56.83	3.93	1.8	0	0	A
802.11n HT20 CH 64 5320MHz	*	5320	16.87	-	-	11.23	3.93	1.71	0	0	P
	*	5320	12.66	-	-	7.02	3.93	1.71	0	0	A
		5350.72	-36.08	-14.88	-21.2	-41.77	3.93	1.76	0	0	P
		5351.36	-49.74	-8.54	-41.2	-55.43	3.93	1.76	0	0	A
Remark	1. No other spurious found. 2. All results are PASS against Peak and Average limit line.										

Band 2 5250~5350MHz

WIFI 802.11n HT20 (Harmonic)

WIFI Ant. 0	Note	Frequency (MHz)	Level (dBm)	Over Limit (dB)	Limit Line (dBm)	Read Level (dBm)	Antenna Gain (dB)	Path Loss (dB)	MIMO Factor (dB)	Grounding Factor (dB)	Peak Avg. (P/A)
802.11n HT20 CH 52 5260MHz		4822	-36.71	-15.51	-21.2	-42.3	3.93	1.66	0	0	P
		4822	-43.28	-2.08	-41.2	-48.87	3.93	1.66	0	0	A
		5479	-36.63	-9.63	-27	-42.29	3.93	1.73	0	0	P
		5698	-39.46	-12.46	-27	-45.08	3.93	1.69	0	0	P
		7452	-66.68	-45.48	-21.2	-73.36	3.93	2.75	0	0	P
		7890	-65.67	-38.67	-27	-72.32	3.93	2.72	0	0	P
		8766	-67.01	-40.01	-27	-73.75	3.93	2.81	0	0	P
		10520	-33.2	-6.2	-27	-39.8	3.93	2.67	0	0	P
		15780	-52.31	-31.11	-21.2	-59.5	3.93	3.26	0	0	P
802.11n HT20 CH 60 5300MHz		4858	-43.63	-22.43	-21.2	-49.14	3.93	1.58	0	0	P
		4858	-47.62	-6.42	-41.2	-53.13	3.93	1.58	0	0	A
		4864	-45.56	-24.36	-21.2	-51.06	3.93	1.57	0	0	P
		5530	-40.51	-13.51	-27	-46.13	3.93	1.69	0	0	P
		5746	-44.49	-17.49	-27	-50.13	3.93	1.71	0	0	P
		7066	-57.78	-30.78	-27	-64.47	3.93	2.76	0	0	P
		10600	-37.42	-16.22	-21.2	-44.04	3.93	2.69	0	0	P
		10600	-42.52	-1.32	-41.2	-49.14	3.93	2.69	0	0	A
		15900	-45.98	-24.78	-21.2	-53.2	3.93	3.29	0	0	P
802.11n HT20 CH 64 5320MHz		7088	-56.76	-29.76	-27	-63.47	3.93	2.78	0	0	P
		10640	-36.64	-15.44	-21.2	-43.29	3.93	2.72	0	0	P
		10640	-42.04	-0.84	-41.2	-48.69	3.93	2.72	0	0	A
		15960	-51.52	-30.32	-21.2	-58.75	3.93	3.3	0	0	P
Remark	1. No other spurious found. 2. All results are PASS against Peak and Average limit line.										

Band 2 5250~5350MHz

WIFI 802.11n HT40 (Band Edge)

WIFI Ant. 0	Note	Frequency (MHz)	Level (dBm)	Over Limit (dB)	Limit Line (dBm)	Read Level (dBm)	Antenna Gain (dB)	Path Loss (dB)	MIMO Factor (dB)	Grounding Factor (dB)	Peak Avg. (P/A)
802.11n HT40 CH 54 5270MHz		5141.75	-38.28	-17.08	-21.2	-43.78	3.93	1.57	0	0	P
		5149.8	-50.66	-9.46	-41.2	-56.14	3.93	1.55	0	0	A
	*	5270	17.71	-	-	12.16	3.93	1.62	0	0	P
	*	5270	14.12	-	-	8.57	3.93	1.62	0	0	A
		5350.08	-29.1	-7.9	-21.2	-34.79	3.93	1.76	0	0	P
		5350.32	-43.8	-2.6	-41.2	-49.49	3.93	1.76	0	0	A
802.11n HT40 CH 62 5310MHz		5145.25	-44.03	-22.83	-21.2	-49.52	3.93	1.56	0	0	P
		5140.7	-56.56	-15.36	-41.2	-62.06	3.93	1.57	0	0	A
	*	5310	13.39	-	-	7.77	3.93	1.69	0	0	P
	*	5310	9.97	-	-	4.35	3.93	1.69	0	0	A
		5352.48	-28.59	-7.39	-21.2	-34.28	3.93	1.76	0	0	P
		5350.08	-42.34	-1.14	-41.2	-48.03	3.93	1.76	0	0	A
Remark	1. No other spurious found. 2. All results are PASS against Peak and Average limit line.										

Band 2 5250~5350MHz

WIFI 802.11n HT40 (Harmonic)

WIFI Ant. 0	Note	Frequency (MHz)	Level (dBm)	Over Limit (dB)	Limit Line (dBm)	Read Level (dBm)	Antenna Gain (dB)	Path Loss (dB)	MIMO Factor (dB)	Grounding Factor (dB)	Peak Avg. (P/A)
802.11n HT40 CH 54 5270MHz		7902	-62.45	-35.45	-27	-69.1	3.93	2.72	0	0	P
		10540	-37.42	-10.42	-27	-44.03	3.93	2.68	0	0	P
		10540	-42.55	-1.35	-41.2	-49.16	3.93	2.68	0	0	A
		15810	-49.15	-27.95	-21.2	-56.34	3.93	3.26	0	0	P
802.11n HT40 CH 62 5310MHz		7077	-57.77	-30.77	-27	-64.47	3.93	2.77	0	0	P
		7965	-61	-34	-27	-67.65	3.93	2.72	0	0	P
		10620	-42.38	-21.18	-21.2	-49.02	3.93	2.71	0	0	P
		10620	-46.34	-5.14	-41.2	-52.98	3.93	2.71	0	0	A
		15930	-53.9	-32.7	-21.2	-61.13	3.93	3.3	0	0	P
		15930	-59.45	-18.25	-41.2	-66.68	3.93	3.3	0	0	A
Remark	1. No other spurious found. 2. All results are PASS against Peak and Average limit line.										

Band 2 5250~5350MHz

WIFI 802.11ac VHT80 (Band Edge)

WIFI Ant. 0	Note	Frequency (MHz)	Level (dBm)	Over Limit (dB)	Limit Line (dBm)	Read Level (dBm)	Antenna Gain (dB)	Path Loss (dB)	MIMO Factor (dB)	Grounding Factor (dB)	Peak Avg. (P/A)
802.11ac VHT80 CH 58 5290MHz		5150	-40.86	-19.66	-21.2	-46.34	3.93	1.55	0	0	P
		5147.35	-51.61	-10.41	-41.2	-57.1	3.93	1.56	0	0	A
	*	5290	8.38	-	-	2.8	3.93	1.65	0	0	P
	*	5290	6.02	-	-	0.44	3.93	1.65	0	0	A
		5367.12	-32.47	-11.27	-21.2	-38.19	3.93	1.79	0	0	P
		5351.76	-43.34	-2.14	-41.2	-49.03	3.93	1.76	0	0	A
Remark	1. No other spurious found. 2. All results are PASS against Peak and Average limit line.										

Band 2 5250~5350MHz

WIFI 802.11ac VHT80 (Harmonic)

WIFI Ant. 0	Note	Frequency (MHz)	Level (dBm)	Over Limit (dB)	Limit Line (dBm)	Read Level (dBm)	Antenna Gain (dB)	Path Loss (dB)	MIMO Factor (dB)	Grounding Factor (dB)	Peak Avg. (P/A)
802.11ac VHT80 CH 58 5290MHz		7055	-52.57	-25.57	-27	-59.25	3.93	2.75	0	0	P
		10580	-47.68	-20.68	-27	-54.3	3.93	2.69	0	0	P
Remark	1. No other spurious found. 2. All results are PASS against Peak and Average limit line.										

Band 3 - 5470~5725MHz

WIFI 802.11a (Band Edge)

WIFI Ant. 0	Note	Frequency (MHz)	Level (dBm)	Over Limit (dB)	Limit Line (dBm)	Read Level (dBm)	Antenna Gain (dB)	Path Loss (dB)	MIMO Factor (dB)	Grounding Factor (dB)	Peak Avg. (P/A)
802.11a CH 100 5500MHz		5460.08	-32.1	-5.1	-27	-38.11	4.25	1.76	0	0	P
		5469.84	-27.99	-0.99	-27	-33.98	4.25	1.74	0	0	P
		5458.8	-47.28	-6.08	-41.2	-53.29	4.25	1.76	0	0	A
	*	5500	17.46	-	-	11.51	4.25	1.7	0	0	P
	*	5500	10.7	-	-	4.75	4.25	1.7	0	0	A
802.11a CH 116 5580MHz		5459.68	-41.07	-19.87	-21.2	-47.08	4.25	1.76	0	0	P
		5466.64	-40.92	-13.92	-27	-46.92	4.25	1.75	0	0	P
		5458.96	-53.55	-12.35	-41.2	-59.56	4.25	1.76	0	0	A
	*	5580	20.05	-	-	14.12	4.25	1.68	0	0	P
	*	5580	13.32	-	-	7.39	4.25	1.68	0	0	A
		5744.84	-43.93	-16.93	-27	-49.89	4.25	1.71	0	0	P
802.11a CH 140 5700MHz	*	5700	17.09	-	-	11.15	4.25	1.69	0	0	P
	*	5700	10.45	-	-	4.51	4.25	1.69	0	0	A
		5725.72	-28.79	-1.79	-27	-34.74	4.25	1.7	0	0	P
Remark	1. No other spurious found. 2. All results are PASS against Peak and Average limit line.										

Band 3 - 5470~5725MHz

WIFI 802.11a (Harmonic)

WIFI Ant. 0	Note	Frequency (MHz)	Level (dBm)	Over Limit (dB)	Limit Line (dBm)	Read Level (dBm)	Antenna Gain (dB)	Path Loss (dB)	MIMO Factor (dB)	Grounding Factor (dB)	Peak Avg. (P/A)
802.11a CH 100 5500MHz		5729	-42.17	-15.17	-27	-48.12	4.25	1.7	0	0	P
		7330	-60.54	-39.34	-21.2	-67.62	4.25	2.83	0	0	P
		11000	-39.21	-18.01	-21.2	-46.22	4.25	2.76	0	0	P
		11000	-45.22	-4.02	-41.2	-52.23	4.25	2.76	0	0	A
		16500	-41.93	-14.93	-27	-49.81	4.25	3.63	0	0	P
802.11a CH 116 5580MHz		7440	-60.61	-39.41	-21.2	-67.61	4.25	2.75	0	0	P
		11160	-37.69	-16.49	-21.2	-44.75	4.25	2.81	0	0	P
		11160	-43.16	-1.96	-41.2	-50.22	4.25	2.81	0	0	A
		16740	-34.83	-7.83	-27	-42.76	4.25	3.68	0	0	P
802.11a CH 140 5700MHz		5818	-40.99	-13.99	-27	-46.98	4.25	1.74	0	0	P
		5938	-40.11	-13.11	-27	-46.16	4.25	1.8	0	0	P
		6020	-42.55	-15.55	-27	-48.58	4.25	1.78	0	0	P
		6175	-41.63	-14.63	-27	-47.58	4.25	1.7	0	0	P
		7605	-58.68	-37.48	-21.2	-65.6	4.25	2.67	0	0	P
		11400	-44.9	-23.7	-21.2	-51.94	4.25	2.79	0	0	P
		11400	-51.07	-9.87	-41.2	-58.11	4.25	2.79	0	0	A
		17100	-34.28	-7.28	-27	-42.07	4.25	3.54	0	0	P
Remark	1. No other spurious found. 2. All results are PASS against Peak and Average limit line.										

Band 3 - 5470~5725MHz

WIFI 802.11n HT20 (Band Edge)

WIFI Ant. 0	Note	Frequency (MHz)	Level (dBm)	Over Limit (dB)	Limit Line (dBm)	Read Level (dBm)	Antenna Gain (dB)	Path Loss (dB)	MIMO Factor (dB)	Grounding Factor (dB)	Peak Avg. (P/A)
802.11n HT20 CH 100 5500MHz		5460.08	-30.72	-3.72	-27	-36.73	4.25	1.76	0	0	P
		5469.52	-28.17	-1.17	-27	-34.16	4.25	1.74	0	0	P
		5459.92	-47.79	-6.59	-41.2	-53.8	4.25	1.76	0	0	A
	*	5500	18.08	-	-	12.13	4.25	1.7	0	0	P
	*	5500	11.82	-	-	5.87	4.25	1.7	0	0	A
802.11n HT20 CH 116 5580MH		5455.36	-40.39	-19.19	-21.2	-46.4	4.25	1.76	0	0	P
		5462.32	-40.62	-13.62	-27	-46.62	4.25	1.75	0	0	P
		5458.72	-53.47	-12.27	-41.2	-59.48	4.25	1.76	0	0	A
	*	5580	21.5	-	-	15.57	4.25	1.68	0	0	P
	*	5580	14.74	-	-	8.81	4.25	1.68	0	0	A
		5738.54	-43.66	-16.66	-27	-49.62	4.25	1.71	0	0	P
802.11n HT20 CH 140 5700MHz	*	5700	17.43	-	-	11.49	4.25	1.69	0	0	P
	*	5700	10.78	-	-	4.84	4.25	1.69	0	0	A
		5725	-28.15	-1.15	-27	-34.1	4.25	1.7	0	0	P
Remark	1. No other spurious found. 2. All results are PASS against Peak and Average limit line.										

Band 3 - 5470~5725MHz

WIFI 802.11n HT20 (Harmonic)

WIFI Ant. 0	Note	Frequency (MHz)	Level (dBm)	Over Limit (dB)	Limit Line (dBm)	Read Level (dBm)	Antenna Gain (dB)	Path Loss (dB)	MIMO Factor (dB)	Grounding Factor (dB)	Peak Avg. (P/A)
802.11n HT20 CH 100 5500MHz		5729	-42.66	-15.66	-27	-48.61	4.25	1.7	0	0	P
		5958	-42.49	-15.49	-27	-48.54	4.25	1.8	0	0	P
		7330	-61.75	-40.55	-21.2	-68.83	4.25	2.83	0	0	P
		11000	-39.95	-18.75	-21.2	-46.96	4.25	2.76	0	0	P
		11000	-44.38	-3.18	-41.2	-51.39	4.25	2.76	0	0	A
		16500	-44.06	-17.06	-27	-51.94	4.25	3.63	0	0	P
802.11n HT20 CH 116 5580MH		5812	-41.24	-14.24	-27	-47.23	4.25	1.74	0	0	P
		6045	-41.38	-14.38	-27	-47.4	4.25	1.77	0	0	P
		7440	-61.25	-40.05	-21.2	-68.25	4.25	2.75	0	0	P
		11160	-36.71	-15.51	-21.2	-43.77	4.25	2.81	0	0	P
		11160	-41.78	-0.58	-41.2	-48.84	4.25	2.81	0	0	A
		16740	-35.17	-8.17	-27	-43.1	4.25	3.68	0	0	P
802.11n HT20 CH 140 5700MHz		7605	-58.61	-37.41	-21.2	-65.53	4.25	2.67	0	0	P
		11400	-45.95	-24.75	-21.2	-52.99	4.25	2.79	0	0	P
		11400	-51.21	-10.01	-41.2	-58.25	4.25	2.79	0	0	A
		17100	-35.4	-8.4	-27	-43.19	4.25	3.54	0	0	P
Remark	1. No other spurious found. 2. All results are PASS against Peak and Average limit line.										

Band 3 - 5470~5725MHz

WIFI 802.11n HT40 (Band Edge)

WIFI Ant. 0	Note	Frequency (MHz)	Level (dBm)	Over Limit (dB)	Limit Line (dBm)	Read Level (dBm)	Antenna Gain (dB)	Path Loss (dB)	MIMO Factor (dB)	Grounding Factor (dB)	Peak Avg. (P/A)
802.11n HT40 CH 102 5510MHz		5457.76	-31.72	-10.52	-21.2	-37.73	4.25	1.76	0	0	P
		5469.76	-29.32	-2.32	-27	-35.31	4.25	1.74	0	0	P
		5459.92	-48.45	-7.25	-41.2	-54.46	4.25	1.76	0	0	A
	*	5510	11.86	-	-	5.91	4.25	1.7	0	0	P
	*	5510	8.47	-	-	2.52	4.25	1.7	0	0	A
		5740.115	-50.16	-23.16	-27	-56.12	4.25	1.71	0	0	P
802.11n HT40 CH 110 5550MHz		5458.72	-31.86	-10.66	-21.2	-37.87	4.25	1.76	0	0	P
		5466.64	-28.76	-1.76	-27	-34.76	4.25	1.75	0	0	P
		5459.44	-45.16	-3.96	-41.2	-51.17	4.25	1.76	0	0	A
	*	5550	17.34	-	-	11.4	4.25	1.69	0	0	P
	*	5550	14.46	-	-	8.52	4.25	1.69	0	0	A
		5755.865	-41.23	-14.23	-27	-47.19	4.25	1.71	0	0	P
802.11n HT40 CH 134 5670MHz		5441	-45.65	-24.45	-21.2	-51.68	4.25	1.78	0	0	P
		5468.3	-46.01	-19.01	-27	-52	4.25	1.74	0	0	P
		5442.75	-57.05	-15.85	-41.2	-63.08	4.25	1.78	0	0	A
	*	5670	16	-	-	10.06	4.25	1.69	0	0	P
	*	5670	12.89	-	-	6.95	4.25	1.69	0	0	A
		5726.15	-28.01	-1.01	-27	-33.96	4.25	1.7	0	0	P
Remark	1. No other spurious found. 2. All results are PASS against Peak and Average limit line.										

Band 3 - 5470~5725MHz

WIFI 802.11n HT40 (Harmonic)

WIFI Ant. 0	Note	Frequency (MHz)	Level (dBm)	Over Limit (dB)	Limit Line (dBm)	Read Level (dBm)	Antenna Gain (dB)	Path Loss (dB)	MIMO Factor (dB)	Grounding Factor (dB)	Peak Avg. (P/A)
802.11n HT40 CH 102 5510MHz		7341	-59.98	-38.78	-21.2	-67.04	4.25	2.81	0	0	P
		11020	-49.18	-27.98	-21.2	-56.2	4.25	2.77	0	0	P
		11020	-54.87	-13.67	-41.2	-61.89	4.25	2.77	0	0	A
		16530	-54.41	-27.41	-27	-62.31	4.25	3.65	0	0	P
802.11n HT40 CH 110 5550MHz		5139	-40.43	-19.23	-21.2	-46.25	4.25	1.57	0	0	P
		5139	-45.51	-4.31	-41.2	-51.33	4.25	1.57	0	0	A
		5961	-40.19	-13.19	-27	-46.24	4.25	1.8	0	0	P
		7187	-66.25	-39.25	-27	-73.63	4.25	3.13	0	0	P
		7396	-60.94	-39.74	-21.2	-67.94	4.25	2.75	0	0	P
		11100	-39.27	-18.07	-21.2	-46.32	4.25	2.8	0	0	P
		11100	-43.92	-2.72	-41.2	-50.97	4.25	2.8	0	0	A
		16650	-39.88	-12.88	-27	-47.83	4.25	3.7	0	0	P
802.11n HT40 CH 134 5670MHz		3780	-46.46	-25.26	-21.2	-52.19	4.25	1.48	0	0	P
		3780	-46.89	-5.69	-41.2	-52.62	4.25	1.48	0	0	A
		7561	-58.69	-37.49	-21.2	-65.64	4.25	2.7	0	0	P
		11340	-46.84	-25.64	-21.2	-53.89	4.25	2.8	0	0	P
		11340	-51.41	-10.21	-41.2	-58.46	4.25	2.8	0	0	A
		17010	-38.8	-11.8	-27	-46.59	4.25	3.54	0	0	P
Remark	1. No other spurious found. 2. All results are PASS against Peak and Average limit line.										

Band 3 - 5470~5725MHz

WIFI 802.11ac VHT80 (Band Edge)

WIFI Ant. 0	Note	Frequency (MHz)	Level (dBm)	Over Limit (dB)	Limit Line (dBm)	Read Level (dBm)	Antenna Gain (dB)	Path Loss (dB)	MIMO Factor (dB)	Grounding Factor (dB)	Peak Avg. (P/A)
802.11ac VHT80 CH 106 5530MHz		5458.24	-32.2	-11	-21.2	-38.21	4.25	1.76	0	0	P
		5466.88	-31.78	-4.78	-27	-37.78	4.25	1.75	0	0	P
		5459.44	-43.17	-1.97	-41.2	-49.18	4.25	1.76	0	0	A
	*	5530	8.93	-	-	2.99	4.25	1.69	0	0	P
	*	5530	6.66	-	-	0.72	4.25	1.69	0	0	A
		5764.37	-49.55	-22.55	-27	-55.52	4.25	1.72	0	0	P
802.11ac VHT80 CH 122 5610MHz		5454.65	-31.52	-10.32	-21.2	-37.53	4.25	1.76	0	0	P
		5466.2	-28.89	-1.89	-27	-34.89	4.25	1.75	0	0	P
		5457.8	-42.35	-1.15	-41.2	-48.36	4.25	1.76	0	0	A
	*	5610	13.84	-	-	7.91	4.25	1.68	0	0	P
	*	5610	11.59	-	-	5.66	4.25	1.68	0	0	A
		5725.625	-32.2	-5.2	-27	-38.15	4.25	1.7	0	0	P
Remark	1. No other spurious found. 2. All results are PASS against Peak and Average limit line.										

Band 3 5470~5725MHz

WIFI 802.11ac VHT80 (Harmonic)

WIFI Ant. 0	Note	Frequency (MHz)	Level (dBm)	Over Limit (dB)	Limit Line (dBm)	Read Level (dBm)	Antenna Gain (dB)	Path Loss (dB)	MIMO Factor (dB)	Grounding Factor (dB)	Peak Avg. (P/A)
802.11ac VHT80 CH 106 5530MHz		7374	-61.45	-40.25	-21.2	-68.48	4.25	2.78	0	0	P
		11060	-50.74	-29.54	-21.2	-57.77	4.25	2.78	0	0	P
		11060	-54.67	-13.47	-41.2	-61.7	4.25	2.78	0	0	A
		16590	-51.87	-24.87	-27	-59.8	4.25	3.68	0	0	P
802.11ac VHT80 CH 122 5610MHz		3740	-46.5	-25.3	-21.2	-52.22	4.25	1.47	0	0	P
		3740	-47.43	-6.23	-41.2	-53.15	4.25	1.47	0	0	A
		7484	-60.15	-38.95	-21.2	-67.15	4.25	2.75	0	0	P
		11220	-45.96	-24.76	-21.2	-53.03	4.25	2.82	0	0	P
		11220	-48.3	-7.1	-41.2	-55.37	4.25	2.82	0	0	A
		16830	-42.88	-15.88	-27	-50.76	4.25	3.63	0	0	P
Remark	1. No other spurious found. 2. All results are PASS against Peak and Average limit line.										

Band 3 - Straddle Channel

WIFI 802.11a (Band Edge)

WIFI Ant. 0	Note	Frequency (MHz)	Level (dBm)	Over Limit (dB)	Limit Line (dBm)	Read Level (dBm)	Antenna Gain (dB)	Path Loss (dB)	MIMO Factor (dB)	Grounding Factor (dB)	Peak Avg. (P/A)
802.11a CH 144 5720MHz		5405.38	-42.38	-21.18	-21.2	-48.46	4.25	1.83	0	0	P
		5462.71	-44.64	-17.64	-27	-50.64	4.25	1.75	0	0	P
		5402.26	-54.22	-13.02	-41.2	-60.3	4.25	1.83	0	0	A
	*	5720	19.24	-	-	13.29	4.25	1.7	0	0	P
	*	5720	12.5	-	-	6.55	4.25	1.7	0	0	A
		5852.5	-43.26	-16.26	-27	-49.28	4.25	1.77	0	0	P
Remark	1. No other spurious found. 2. All results are PASS against Peak and Average limit line.										

Band 3 - Straddle Channel

WIFI 802.11a (Harmonic)

WIFI Ant. 0	Note	Frequency (MHz)	Level (dBm)	Over Limit (dB)	Limit Line (dBm)	Read Level (dBm)	Antenna Gain (dB)	Path Loss (dB)	MIMO Factor (dB)	Grounding Factor (dB)	Peak Avg. (P/A)
802.11a CH 144 5720MHz		4767	-47.79	-26.59	-21.2	-53.77	4.25	1.73	0	0	P
		4767	-53.98	-12.78	-41.2	-59.96	4.25	1.73	0	0	A
		5243	-43.1	-16.1	-27	-48.91	4.25	1.56	0	0	P
		5958	-41.59	-14.59	-27	-47.64	4.25	1.8	0	0	P
		6040	-45.47	-18.47	-27	-51.49	4.25	1.77	0	0	P
		6120	-46.83	-19.83	-27	-52.81	4.25	1.73	0	0	P
		6196	-43.9	-16.9	-27	-49.83	4.25	1.68	0	0	P
		7627	-56.52	-35.32	-21.2	-63.45	4.25	2.68	0	0	P
		11440	-44.56	-23.36	-21.2	-51.6	4.25	2.79	0	0	P
		11440	-50.26	-9.06	-41.2	-57.3	4.25	2.79	0	0	A
		17160	-32.24	-5.24	-27	-40.01	4.25	3.52	0	0	P
Remark	1. No other spurious found. 2. All results are PASS against Peak and Average limit line.										

Band 3 - Straddle Channel
WIFI 802.11n HT20 (Band Edge)

WIFI Ant. 0	Note	Frequency (MHz)	Level (dBm)	Over Limit (dB)	Limit Line (dBm)	Read Level (dBm)	Antenna Gain (dB)	Path Loss (dB)	MIMO Factor (dB)	Grounding Factor (dB)	Peak Avg. (P/A)
802.11n HT20 CH 144 5720MHz		5406.94	-42.74	-21.54	-21.2	-48.82	4.25	1.83	0	0	P
		5459.98	-45.04	-23.84	-21.2	-51.05	4.25	1.76	0	0	P
		5398.36	-54.05	-12.85	-41.2	-60.14	4.25	1.84	0	0	A
	*	5720	20.83	-	-	14.88	4.25	1.7	0	0	P
	*	5720	13.6	-	-	7.65	4.25	1.7	0	0	A
		5950	-43.3	-16.3	-27	-49.35	4.25	1.8	0	0	P
Remark	1. No other spurious found. 2. All results are PASS against Peak and Average limit line.										

Band 3 - Straddle Channel
WIFI 802.11n HT20 (Harmonic)

WIFI Ant. 0	Note	Frequency (MHz)	Level (dBm)	Over Limit (dB)	Limit Line (dBm)	Read Level (dBm)	Antenna Gain (dB)	Path Loss (dB)	MIMO Factor (dB)	Grounding Factor (dB)	Peak Avg. (P/A)
802.11n HT20 CH 144 5720MHz		5243	-41.64	-14.64	-27	-47.45	4.25	1.56	0	0	P
		5959	-40.46	-13.46	-27	-46.51	4.25	1.8	0	0	P
		6197	-40.19	-13.19	-27	-46.12	4.25	1.68	0	0	P
		7627	-56.22	-35.02	-21.2	-63.15	4.25	2.68	0	0	P
		11440	-43.63	-22.43	-21.2	-50.67	4.25	2.79	0	0	P
		11440	-49.1	-7.9	-41.2	-56.14	4.25	2.79	0	0	A
		17160	-32.74	-5.74	-27	-40.51	4.25	3.52	0	0	P
Remark	1. No other spurious found. 2. All results are PASS against Peak and Average limit line.										

Band 3 - Straddle Channel
WIFI 802.11n HT40 (Band Edge)

WIFI Ant. 0	Note	Frequency (MHz)	Level (dBm)	Over Limit (dB)	Limit Line (dBm)	Read Level (dBm)	Antenna Gain (dB)	Path Loss (dB)	MIMO Factor (dB)	Grounding Factor (dB)	Peak Avg. (P/A)
802.11n HT40 CH 142 5710MHz		5406.16	-44.79	-23.59	-21.2	-50.87	4.25	1.83	0	0	P
		5464.66	-44.89	-17.89	-27	-50.89	4.25	1.75	0	0	P
		5458.42	-55.76	-14.56	-41.2	-61.77	4.25	1.76	0	0	A
	*	5710	17.54	-	-	11.59	4.25	1.7	0	0	P
	*	5710	14.2	-	-	8.25	4.25	1.7	0	0	A
		5854	-42.23	-15.23	-27	-48.25	4.25	1.77	0	0	P
Remark	1. No other spurious found. 2. All results are PASS against Peak and Average limit line.										

Band 3 - Straddle Channel
WIFI 802.11n HT40 (Harmonic)

WIFI Ant. 0	Note	Frequency (MHz)	Level (dBm)	Over Limit (dB)	Limit Line (dBm)	Read Level (dBm)	Antenna Gain (dB)	Path Loss (dB)	MIMO Factor (dB)	Grounding Factor (dB)	Peak Avg. (P/A)
802.11n HT40 CH 142 5710MHz		3807	-45.96	-24.76	-21.2	-51.7	4.25	1.49	0	0	P
		3807	-47.2	-6	-41.2	-52.94	4.25	1.49	0	0	A
		4759	-46.49	-25.29	-21.2	-52.47	4.25	1.73	0	0	P
		4759	-51.98	-10.78	-41.2	-57.96	4.25	1.73	0	0	A
		6030	-46.04	-19.04	-27	-52.06	4.25	1.77	0	0	P
		6110	-47.28	-20.28	-27	-53.26	4.25	1.73	0	0	P
		7616	-57.43	-36.23	-21.2	-64.35	4.25	2.67	0	0	P
		11420	-44.58	-23.38	-21.2	-51.62	4.25	2.79	0	0	P
		11420	-48.77	-7.57	-41.2	-55.81	4.25	2.79	0	0	A
		17130	-36.4	-9.4	-27	-44.18	4.25	3.53	0	0	P
Remark	1. No other spurious found. 2. All results are PASS against Peak and Average limit line.										

Band 3 - Straddle Channel
WIFI 802.11ac VHT80 (Band Edge)

WIFI Ant. 0	Note	Frequency (MHz)	Level (dBm)	Over Limit (dB)	Limit Line (dBm)	Read Level (dBm)	Antenna Gain (dB)	Path Loss (dB)	MIMO Factor (dB)	Grounding Factor (dB)	Peak Avg. (P/A)
802.11ac VHT80 CH 138 5690MHz		5456.86	-34.58	-13.38	-21.2	-40.59	4.25	1.76	0	0	P
		5465.44	-33.93	-6.93	-27	-39.93	4.25	1.75	0	0	P
		5455.3	-45.85	-4.65	-41.2	-51.86	4.25	1.76	0	0	A
	*	5690	14.8	-	-	8.86	4.25	1.69	0	0	P
	*	5690	12.81	-	-	6.87	4.25	1.69	0	0	A
		5852.5	-33.73	-6.73	-27	-39.75	4.25	1.77	0	0	P
Remark	1. No other spurious found. 2. All results are PASS against Peak and Average limit line.										

Band 3 - Straddle Channel
WIFI 802.11ac VHT80 (Harmonic)

WIFI Ant. 0	Note	Frequency (MHz)	Level (dBm)	Over Limit (dB)	Limit Line (dBm)	Read Level (dBm)	Antenna Gain (dB)	Path Loss (dB)	MIMO Factor (dB)	Grounding Factor (dB)	Peak Avg. (P/A)
802.11ac VHT80 CH 138 5690MHz		3793	-45.77	-24.57	-21.2	-51.51	4.25	1.49	0	0	P
		3793	-47.24	-6.04	-41.2	-52.98	4.25	1.49	0	0	A
		7583	-58.52	-37.32	-21.2	-65.45	4.25	2.68	0	0	P
		11380	-45.68	-24.48	-21.2	-52.72	4.25	2.79	0	0	P
		11380	-48.84	-7.64	-41.2	-55.88	4.25	2.79	0	0	A
		17070	-36.74	-9.74	-27	-44.53	4.25	3.54	0	0	P
Remark	1. No other spurious found. 2. All results are PASS against Peak and Average limit line.										

Emission above 18GHz

5GHz WIFI 802.11an HT20 (SHF)

WIFI Ant. 0	Note	Frequency (MHz)	Level (dBm)	Over Limit (dB)	Limit Line (dBm)	Read Level (dBm)	Antenna Gain (dB)	Path Loss (dB)	MIMO Factor (dB)	Grounding Factor (dB)	Peak Avg. (P/A)
5GHz 802.11n HT20 SHF		39494	-58.47	-37.27	-21.2	-66.57	4.25	3.85	0	0	P
Remark	1. No other spurious found. 2. All results are PASS against limit line. 3. Super High Frequency (SHF)										

Emission below 1GHz

5GHz WIFI 802.11an HT20 (LF)

WIFI Ant. 0	Note	Frequency (MHz)	Level (dBm)	Over Limit (dB)	Limit Line (dBm)	Read Level (dBm)	Antenna Gain (dB)	Path Loss (dB)	MIMO Factor (dB)	Grounding Factor (dB)	Peak Avg. (P/A)
5GHz 802.11n HT20 LF		40.53	-70.89	-15.69	-55.2	-80.77	4.25	0.93	0	4.7	P
		152.31	-76.37	-24.67	-51.7	-86.36	4.25	1.04	0	4.7	P
		271.65	-79.67	-30.47	-49.2	-89.79	4.25	1.17	0	4.7	P
		464.5	-77.88	-28.68	-49.2	-88.11	4.25	1.28	0	4.7	P
		930	-72.07	-22.87	-49.2	-82.69	4.25	1.67	0	4.7	P
		973.4	-78.77	-37.57	-41.2	-89.47	4.25	1.75	0	4.7	P
Remark	1. No other spurious found. 2. All results are PASS against limit line.										

Band 2 - 5250~5350MHz

WIFI 802.11a (Band Edge)

WIFI Ant. 1	Note	Frequency (MHz)	Level (dBm)	Over Limit (dB)	Limit Line (dBm)	Read Level (dBm)	Antenna Gain (dB)	Path Loss (dB)	MIMO Factor (dB)	Grounding Factor (dB)	Peak Avg. (P/A)
802.11a CH 52 5260MHz		5103.6	-40.59	-19.39	-21.2	-46.48	4.32	1.57	0	0	P
		5098	-52.42	-11.22	-41.2	-58.32	4.32	1.58	0	0	A
	*	5260	19.88	-	-	14.02	4.32	1.54	0	0	P
	*	5260	12.14	-	-	6.28	4.32	1.54	0	0	A
		5424	-40.15	-18.95	-21.2	-46.23	4.32	1.76	0	0	P
		5417.52	-52.29	-11.09	-41.2	-58.37	4.32	1.76	0	0	A
802.11a CH 60 5300MHz		5137.9	-39.78	-18.58	-21.2	-45.62	4.32	1.52	0	0	P
		5137.55	-52.02	-10.82	-41.2	-57.86	4.32	1.52	0	0	A
	*	5300	20.22	-	-	14.27	4.32	1.63	0	0	P
	*	5300	12.22	-	-	6.27	4.32	1.63	0	0	A
		5350.56	-29.63	-8.43	-21.2	-35.66	4.32	1.71	0	0	P
		5350.32	-44.09	-2.89	-41.2	-50.12	4.32	1.71	0	0	A
802.11a CH 64 5320MHz		5093.1	-42.8	-21.6	-21.2	-48.7	4.32	1.58	0	0	P
		5091	-55.03	-13.83	-41.2	-60.93	4.32	1.58	0	0	A
	*	5320	18.05	-	-	12.07	4.32	1.66	0	0	P
	*	5320	10.01	-	-	4.03	4.32	1.66	0	0	A
		5351.36	-24.49	-3.29	-21.2	-30.52	4.32	1.71	0	0	P
		5350.08	-42.95	-1.75	-41.2	-48.98	4.32	1.71	0	0	A
Remark	1. No other spurious found. 2. All results are PASS against Peak and Average limit line.										

Band 2 5250~5350MHz

WIFI 802.11a (Harmonic)

WIFI Ant. 1	Note	Frequency (MHz)	Level (dBm)	Over Limit (dB)	Limit Line (dBm)	Read Level (dBm)	Antenna Gain (dB)	Path Loss (dB)	MIMO Factor (dB)	Grounding Factor (dB)	Peak Avg. (P/A)
802.11a CH 52 5260MHz		3507	-44.54	-17.54	-27	-50.24	4.32	1.38	0	0	P
		4822	-38.61	-17.41	-21.2	-44.54	4.32	1.61	0	0	P
		4822	-50.66	-9.46	-41.2	-56.59	4.32	1.61	0	0	A
		4940	-42.42	-21.22	-21.2	-48.22	4.32	1.48	0	0	P
		4940	-52.7	-11.5	-41.2	-58.5	4.32	1.48	0	0	A
		5479	-40.28	-13.28	-27	-46.28	4.32	1.68	0	0	P
		5580	-43.98	-16.98	-27	-49.93	4.32	1.63	0	0	P
		5698	-41.07	-14.07	-27	-47.03	4.32	1.64	0	0	P
		10520	-41.94	-14.94	-27	-48.88	4.32	2.62	0	0	P
		15780	-38.96	-17.76	-21.2	-46.49	4.32	3.21	0	0	P
		15780	-49.17	-7.97	-41.2	-56.7	4.32	3.21	0	0	A
802.11a CH 60 5300MHz		3533	-43.2	-16.2	-27	-48.9	4.32	1.35	0	0	P
		4858	-38.45	-17.25	-21.2	-44.3	4.32	1.53	0	0	P
		4858	-50.46	-9.26	-41.2	-56.31	4.32	1.53	0	0	A
		4980	-42.46	-21.26	-21.2	-48.3	4.32	1.52	0	0	P
		4980	-52.53	-11.33	-41.2	-58.37	4.32	1.52	0	0	A
		5521	-39.39	-12.39	-27	-45.35	4.32	1.64	0	0	P
		5620	-44.4	-17.4	-27	-50.35	4.32	1.63	0	0	P
		5742	-41.31	-14.31	-27	-47.29	4.32	1.66	0	0	P
		10600	-38.21	-17.01	-21.2	-45.17	4.32	2.64	0	0	P
		10600	-47.7	-6.5	-41.2	-54.66	4.32	2.64	0	0	A
		15900	-43.29	-22.09	-21.2	-50.85	4.32	3.24	0	0	P
		15900	-53.72	-12.52	-41.2	-61.28	4.32	3.24	0	0	A

802.11a CH 64 5320MHz		3547	-44.35	-17.35	-27	-50.06	4.32	1.39	0	0	P
		4877	-41.47	-20.27	-21.2	-47.28	4.32	1.49	0	0	P
		4877	-50.65	-9.45	-41.2	-56.46	4.32	1.49	0	0	A
		5000	-44.31	-23.11	-21.2	-50.17	4.32	1.54	0	0	P
		5000	-54.62	-13.42	-41.2	-60.48	4.32	1.54	0	0	A
		5480	-40.01	-13.01	-27	-46	4.32	1.67	0	0	P
		5542	-41.2	-14.2	-27	-47.16	4.32	1.64	0	0	P
		5640	-44.63	-17.63	-27	-50.58	4.32	1.63	0	0	P
		5763	-42.98	-15.98	-27	-48.97	4.32	1.67	0	0	P
		10640	-40.46	-19.26	-21.2	-47.45	4.32	2.67	0	0	P
		10640	-49.76	-8.56	-41.2	-56.75	4.32	2.67	0	0	A
		15960	-48.66	-27.46	-21.2	-56.23	4.32	3.25	0	0	P
Remark	1. No other spurious found. 2. All results are PASS against Peak and Average limit line.										

Band 2 5250~5350MHz

WIFI 802.11n HT20 (Band Edge)

WIFI Ant. 1	Note	Frequency (MHz)	Level (dBm)	Over Limit (dB)	Limit Line (dBm)	Read Level (dBm)	Antenna Gain (dB)	Path Loss (dB)	MIMO Factor (dB)	Grounding Factor (dB)	Peak Avg. (P/A)
802.11n HT20 CH 52 5260MHz		5092.75	-41.15	-19.95	-21.2	-47.05	4.32	1.58	0	0	P
		5102.2	-52.82	-11.62	-41.2	-58.71	4.32	1.57	0	0	A
	*	5260	21.13	-	-	15.27	4.32	1.54	0	0	P
	*	5260	12.56	-	-	6.7	4.32	1.54	0	0	A
		5352.48	-39.11	-17.91	-21.2	-45.14	4.32	1.71	0	0	P
		5413.68	-52.72	-11.52	-41.2	-58.8	4.32	1.76	0	0	A
802.11n HT20 CH 60 5300MHz		5137.9	-41.53	-20.33	-21.2	-47.37	4.32	1.52	0	0	P
		5137.55	-52.65	-11.45	-41.2	-58.49	4.32	1.52	0	0	A
	*	5300	21.35	-	-	15.4	4.32	1.63	0	0	P
	*	5300	12.67	-	-	6.72	4.32	1.63	0	0	A
		5351.76	-28.72	-7.52	-21.2	-34.75	4.32	1.71	0	0	P
		5350.32	-42.68	-1.48	-41.2	-48.71	4.32	1.71	0	0	A
802.11n HT20 CH 64 5320MHz		5091.7	-44.44	-23.24	-21.2	-50.34	4.32	1.58	0	0	P
		5090.3	-55.14	-13.94	-41.2	-61.04	4.32	1.58	0	0	A
	*	5320	18.8	-	-	12.82	4.32	1.66	0	0	P
	*	5320	10.07	-	-	4.09	4.32	1.66	0	0	A
		5352.96	-26.09	-4.89	-21.2	-32.12	4.32	1.71	0	0	P
		5350.08	-42.3	-1.1	-41.2	-48.33	4.32	1.71	0	0	A
Remark	1. No other spurious found. 2. All results are PASS against Peak and Average limit line.										

Band 2 5250~5350MHz

WIFI 802.11n HT20 (Harmonic)

WIFI Ant. 1	Note	Frequency (MHz)	Level (dBm)	Over Limit (dB)	Limit Line (dBm)	Read Level (dBm)	Antenna Gain (dB)	Path Loss (dB)	MIMO Factor (dB)	Grounding Factor (dB)	Peak Avg. (P/A)
802.11n HT20 CH 52 5260MHz		3507	-45	-18	-27	-50.7	4.32	1.38	0	0	P
		4822	-38.51	-17.31	-21.2	-44.44	4.32	1.61	0	0	P
		4822	-50.73	-9.53	-41.2	-56.66	4.32	1.61	0	0	A
		4940	-43.37	-22.17	-21.2	-49.17	4.32	1.48	0	0	P
		4940	-52.67	-11.47	-41.2	-58.47	4.32	1.48	0	0	A
		5479	-40.65	-13.65	-27	-46.65	4.32	1.68	0	0	P
		5580	-44.91	-17.91	-27	-50.86	4.32	1.63	0	0	P
		5698	-42.45	-15.45	-27	-48.41	4.32	1.64	0	0	P
		10520	-42.28	-15.28	-27	-49.22	4.32	2.62	0	0	P
		15780	-39.43	-18.23	-21.2	-46.96	4.32	3.21	0	0	P
		15780	-48.72	-7.52	-41.2	-56.25	4.32	3.21	0	0	A
802.11n HT20 CH 60 5300MHz		3533	-44.03	-17.03	-27	-49.73	4.32	1.38	0	0	P
		4858	-38.17	-16.97	-21.2	-44.02	4.32	1.53	0	0	P
		4858	-50.5	-9.3	-41.2	-56.35	4.32	1.53	0	0	A
		4980	-43.4	-22.2	-21.2	-49.24	4.32	1.52	0	0	P
		4980	-53.04	-11.84	-41.2	-58.88	4.32	1.52	0	0	A
		5521	-41.4	-14.4	-27	-47.36	4.32	1.64	0	0	P
		5620	-43.4	-16.4	-27	-49.35	4.32	1.63	0	0	P
		5742	-42.07	-15.07	-27	-48.05	4.32	1.66	0	0	P
		10600	-37.39	-16.19	-21.2	-44.35	4.32	2.64	0	0	P
		10600	-46.87	-5.67	-41.2	-53.83	4.32	2.64	0	0	A
		15900	-42.86	-21.66	-21.2	-50.42	4.32	3.24	0	0	P
		15900	-53.02	-11.82	-41.2	-60.58	4.32	3.24	0	0	A

802.11n HT20 CH 64 5320MHz		3547	-44.52	-17.52	-27	-50.23	4.32	1.39	0	0	P
		4876	-40.92	-19.72	-21.2	-46.73	4.32	1.49	0	0	P
		4876	-50.92	-9.72	-41.2	-56.73	4.32	1.49	0	0	A
		5480	-41.83	-14.83	-27	-47.82	4.32	1.67	0	0	P
		5542	-41.92	-14.92	-27	-47.88	4.32	1.64	0	0	P
		5640	-45.56	-18.56	-27	-51.51	4.32	1.63	0	0	P
		5763	-44.08	-17.08	-27	-50.07	4.32	1.67	0	0	P
		10640	-40.14	-18.94	-21.2	-47.13	4.32	2.67	0	0	P
		10640	-49.79	-8.59	-41.2	-56.78	4.32	2.67	0	0	A
		15960	-51.63	-30.43	-21.2	-59.2	4.32	3.25	0	0	P
Remark	1. No other spurious found. 2. All results are PASS against Peak and Average limit line.										

Band 2 5250~5350MHz

WIFI 802.11n HT40 (Band Edge)

WIFI Ant. 1	Note	Frequency (MHz)	Level (dBm)	Over Limit (dB)	Limit Line (dBm)	Read Level (dBm)	Antenna Gain (dB)	Path Loss (dB)	MIMO Factor (dB)	Grounding Factor (dB)	Peak Avg. (P/A)
802.11n HT40 CH 54 5270MHz		5146.65	-36.56	-15.36	-21.2	-42.39	4.32	1.51	0	0	P
		5149.45	-49.57	-8.37	-41.2	-55.39	4.32	1.5	0	0	A
	*	5270	17.02	-	-	11.13	4.32	1.57	0	0	P
	*	5270	8.42	-	-	2.53	4.32	1.57	0	0	A
		5352.48	-28.77	-7.57	-21.2	-34.8	4.32	1.71	0	0	P
		5350.8	-42.28	-1.08	-41.2	-48.31	4.32	1.71	0	0	A
802.11n HT40 CH 62 5310MHz		5148.75	-44.37	-23.17	-21.2	-50.2	4.32	1.51	0	0	P
		5148.75	-53.78	-12.58	-41.2	-59.61	4.32	1.51	0	0	A
	*	5310	13.6	-	-	7.64	4.32	1.64	0	0	P
	*	5310	4.99	-	-	-0.97	4.32	1.64	0	0	A
		5351.28	-28.44	-7.24	-21.2	-34.47	4.32	1.71	0	0	P
		5350.8	-43.73	-2.53	-41.2	-49.76	4.32	1.71	0	0	A
Remark	1. No other spurious found. 2. All results are PASS against Peak and Average limit line.										

Band 2 5250~5350MHz

WIFI 802.11n HT40 (Harmonic)

WIFI Ant. 1	Note	Frequency (MHz)	Level (dBm)	Over Limit (dB)	Limit Line (dBm)	Read Level (dBm)	Antenna Gain (dB)	Path Loss (dB)	MIMO Factor (dB)	Grounding Factor (dB)	Peak Avg. (P/A)
802.11n HT40 CH 54 5270MHz		3513	-44.66	-17.66	-27	-50.36	4.32	1.38	0	0	P
		10540	-47.02	-20.02	-27	-53.97	4.32	2.63	0	0	P
		15810	-42.6	-21.4	-21.2	-50.13	4.32	3.21	0	0	P
		15810	-51.92	-10.72	-41.2	-59.45	4.32	3.21	0	0	A
802.11n HT40 CH 62 5310MHz		3540	-44.97	-17.97	-27	-50.67	4.32	1.38	0	0	P
		10620	-48.23	-27.03	-21.2	-55.21	4.32	2.66	0	0	P
		15930	-56.48	-35.28	-21.2	-64.05	4.32	3.25	0	0	P
Remark	1. No other spurious found. 2. All results are PASS against Peak and Average limit line.										

Band 2 5250~5350MHz
WIFI 802.11ac VHT80 (Band Edge)

WIFI Ant. 1	Note	Frequency (MHz)	Level (dBm)	Over Limit (dB)	Limit Line (dBm)	Read Level (dBm)	Antenna Gain (dB)	Path Loss (dB)	MIMO Factor (dB)	Grounding Factor (dB)	Peak Avg. (P/A)
802.11ac VHT80 CH 58 5290MHz		5142.1	-34.45	-13.25	-21.2	-40.29	4.32	1.52	0	0	P
		5149.8	-44.56	-3.36	-41.2	-50.38	4.32	1.5	0	0	A
	*	5290	10.87	-	-	4.95	4.32	1.6	0	0	P
	*	5290	2.09	-	-	-3.83	4.32	1.6	0	0	A
		5357.76	-29.1	-7.9	-21.2	-35.14	4.32	1.72	0	0	P
		5352	-42.62	-1.42	-41.2	-48.65	4.32	1.71	0	0	A
Remark	1. No other spurious found. 2. All results are PASS against Peak and Average limit line.										

Band 2 5250~5350MHz
WIFI 802.11ac VHT80 (Harmonic)

WIFI Ant. 1	Note	Frequency (MHz)	Level (dBm)	Over Limit (dB)	Limit Line (dBm)	Read Level (dBm)	Antenna Gain (dB)	Path Loss (dB)	MIMO Factor (dB)	Grounding Factor (dB)	Peak Avg. (P/A)
802.11ac VHT80 CH 58 5290MHz		3527	-45.66	-18.66	-27	-51.36	4.32	1.38	0	0	P
		10580	-48.95	-21.95	-27	-55.91	4.32	2.64	0	0	P
		15870	-55.4	-34.2	-21.2	-62.95	4.32	3.23	0	0	P
Remark	1. No other spurious found. 2. All results are PASS against Peak and Average limit line.										

Band 3 - 5470~5725MHz

WIFI 802.11a (Band Edge)

WIFI Ant. 1	Note	Frequency (MHz)	Level (dBm)	Over Limit (dB)	Limit Line (dBm)	Read Level (dBm)	Antenna Gain (dB)	Path Loss (dB)	MIMO Factor (dB)	Grounding Factor (dB)	Peak Avg. (P/A)
802.11a CH 100 5500MHz		5459.28	-34.51	-13.31	-21.2	-40.14	3.92	1.71	0	0	P
		5469.36	-29.79	-2.79	-27	-35.4	3.92	1.69	0	0	P
		5458.96	-49.11	-7.91	-41.2	-54.74	3.92	1.71	0	0	A
	*	5500	16.73	-	-	11.16	3.92	1.65	0	0	P
	*	5500	9.34	-	-	3.77	3.92	1.65	0	0	A
802.11a CH 116 5580MHz		5417.44	-41.46	-20.26	-21.2	-47.14	3.92	1.76	0	0	P
		5469.04	-44.08	-17.08	-27	-49.69	3.92	1.69	0	0	P
		5424.4	-53.49	-12.29	-41.2	-59.17	3.92	1.76	0	0	A
	*	5580	19.32	-	-	13.77	3.92	1.63	0	0	P
	*	5580	11.86	-	-	6.31	3.92	1.63	0	0	A
		5743.265	-42.03	-15.03	-27	-47.61	3.92	1.66	0	0	P
802.11a CH 140 5700MHz		5455.12	-45.22	-24.02	-21.2	-50.85	3.92	1.71	0	0	P
		5465.2	-45.96	-18.96	-27	-51.58	3.92	1.7	0	0	P
		5455.12	-57.1	-15.9	-41.2	-62.73	3.92	1.71	0	0	A
	*	5700	15.85	-	-	10.29	3.92	1.64	0	0	P
	*	5700	8.24	-	-	2.68	3.92	1.64	0	0	A
		5726.84	-30.55	-3.55	-27	-36.12	3.92	1.65	0	0	P
Remark	1. No other spurious found. 2. All results are PASS against Peak and Average limit line.										

Band 3 - 5470~5725MHz

WIFI 802.11a (Harmonic)

WIFI Ant. 1	Note	Frequency (MHz)	Level (dBm)	Over Limit (dB)	Limit Line (dBm)	Read Level (dBm)	Antenna Gain (dB)	Path Loss (dB)	MIMO Factor (dB)	Grounding Factor (dB)	Peak Avg. (P/A)
802.11a CH 100 5500MHz		3668	-42.06	-20.86	-21.2	-47.38	3.92	1.4	0	0	P
		3668	-44.88	-3.68	-41.2	-50.2	3.92	1.4	0	0	A
		5042	-40.95	-19.75	-21.2	-46.43	3.92	1.56	0	0	P
		5042	-49.99	-8.79	-41.2	-55.47	3.92	1.56	0	0	A
		5180	-46.61	-19.61	-27	-51.99	3.92	1.46	0	0	P
		5271	-44.12	-17.12	-27	-49.61	3.92	1.57	0	0	P
		5340	-42.44	-15.44	-27	-48.05	3.92	1.69	0	0	P
		5660	-41.13	-14.13	-27	-46.69	3.92	1.64	0	0	P
		5729	-42.74	-15.74	-27	-48.31	3.92	1.65	0	0	P
		5820	-46.38	-19.38	-27	-51.99	3.92	1.69	0	0	P
		5958	-44.42	-17.42	-27	-50.09	3.92	1.75	0	0	P
		11000	-41.36	-20.16	-21.2	-47.99	3.92	2.71	0	0	P
		11000	-47.49	-6.29	-41.2	-54.12	3.92	2.71	0	0	A
		16500	-61.16	-34.16	-27	-68.66	3.92	3.58	0	0	P
802.11a CH 116 5580MHz		3720	-42.15	-20.95	-21.2	-47.48	3.92	1.41	0	0	P
		3720	-44.63	-3.43	-41.2	-49.96	3.92	1.41	0	0	A
		5115	-40.07	-18.87	-21.2	-45.55	3.92	1.56	0	0	P
		5115	-48.51	-7.31	-41.2	-53.99	3.92	1.56	0	0	A
		5180	-46.83	-19.83	-27	-52.21	3.92	1.46	0	0	P
		5260	-44.65	-17.65	-27	-50.11	3.92	1.54	0	0	P
		5340	-42	-15	-27	-47.61	3.92	1.69	0	0	P
		5812	-43.01	-16.01	-27	-48.62	3.92	1.69	0	0	P
		5900	-44.32	-17.32	-27	-50	3.92	1.76	0	0	P
		6045	-41.32	-14.32	-27	-46.96	3.92	1.72	0	0	P
		7440	-67.05	-45.85	-21.2	-73.67	3.92	2.7	0	0	P
		11160	-39.63	-18.43	-21.2	-46.31	3.92	2.76	0	0	P
		11160	-46.35	-5.15	-41.2	-53.03	3.92	2.76	0	0	A

802.11a CH 140 5700MHz		3800	-42.97	-21.77	-21.2	-48.33	3.92	1.44	0	0	P
		3800	-45.66	-4.46	-41.2	-51.02	3.92	1.44	0	0	A
		5225	-44.23	-17.23	-27	-49.63	3.92	1.48	0	0	P
		5860	-42.01	-15.01	-27	-47.66	3.92	1.73	0	0	P
		5938	-42.73	-15.73	-27	-48.4	3.92	1.75	0	0	P
		6020	-46.05	-19.05	-27	-51.7	3.92	1.73	0	0	P
		6175	-44.8	-17.8	-27	-50.37	3.92	1.65	0	0	P
		11400	-49.92	-28.72	-21.2	-56.58	3.92	2.74	0	0	P
Remark	1. No other spurious found. 2. All results are PASS against Peak and Average limit line.										

Band 3 - 5470~5725MHz

WIFI 802.11n HT20 (Band Edge)

WIFI Ant. 1	Note	Frequency (MHz)	Level (dBm)	Over Limit (dB)	Limit Line (dBm)	Read Level (dBm)	Antenna Gain (dB)	Path Loss (dB)	MIMO Factor (dB)	Grounding Factor (dB)	Peak Avg. (P/A)
802.11n HT20 CH 100 5500MHz		5455.6	-35.48	-14.28	-21.2	-41.11	3.92	1.71	0	0	P
		5468.4	-31.9	-4.9	-27	-37.51	3.92	1.69	0	0	P
		5457.84	-49.36	-8.16	-41.2	-54.99	3.92	1.71	0	0	A
	*	5500	17.67	-	-	12.1	3.92	1.65	0	0	P
	*	5500	13.05	-	-	7.48	3.92	1.65	0	0	A
802.11n HT20 CH 116 5580MH		5418.4	-41.44	-20.24	-21.2	-47.12	3.92	1.76	0	0	P
		5460.16	-44.8	-17.8	-27	-50.43	3.92	1.71	0	0	P
		5418.88	-53.41	-12.21	-41.2	-59.09	3.92	1.76	0	0	A
	*	5580	20.73	-	-	15.18	3.92	1.63	0	0	P
	*	5580	12.28	-	-	6.73	3.92	1.63	0	0	A
		5741.06	-41.9	-14.9	-27	-47.48	3.92	1.66	0	0	P
802.11n HT20 CH 140 5700MHz		5456.56	-45.4	-24.2	-21.2	-51.03	3.92	1.71	0	0	P
		5465.2	-46.16	-19.16	-27	-51.78	3.92	1.7	0	0	P
		5456.92	-57.44	-16.24	-41.2	-63.07	3.92	1.71	0	0	A
	*	5700	16.51	-	-	10.95	3.92	1.64	0	0	P
	*	5700	7.98	-	-	2.42	3.92	1.64	0	0	A
		5725.31	-31.8	-4.8	-27	-37.37	3.92	1.65	0	0	P
Remark	1. No other spurious found. 2. All results are PASS against Peak and Average limit line.										

Band 3 - 5470~5725MHz

WIFI 802.11n HT20 (Harmonic)

WIFI Ant. 1	Note	Frequency (MHz)	Level (dBm)	Over Limit (dB)	Limit Line (dBm)	Read Level (dBm)	Antenna Gain (dB)	Path Loss (dB)	MIMO Factor (dB)	Grounding Factor (dB)	Peak Avg. (P/A)
802.11n HT20 CH 100 5500MHz		3667	-42.08	-20.88	-21.2	-47.4	3.92	1.4	0	0	P
		3667	-42.38	-1.18	-41.2	-47.7	3.92	1.4	0	0	A
		5042	-40.82	-19.62	-21.2	-46.3	3.92	1.56	0	0	P
		5042	-47.44	-6.24	-41.2	-52.92	3.92	1.56	0	0	A
		5100	-46.81	-25.61	-21.2	-52.31	3.92	1.58	0	0	P
		5100	-58.25	-17.05	-41.2	-63.75	3.92	1.58	0	0	A
		5180	-46.57	-19.57	-27	-51.95	3.92	1.46	0	0	P
		5271	-44.05	-17.05	-27	-49.54	3.92	1.57	0	0	P
		5340	-42.24	-15.24	-27	-47.85	3.92	1.69	0	0	P
		5660	-42.12	-15.12	-27	-47.68	3.92	1.64	0	0	P
		5729	-43.33	-16.33	-27	-48.9	3.92	1.65	0	0	P
		5958	-44.72	-17.72	-27	-50.39	3.92	1.75	0	0	P
		11000	-42.68	-21.48	-21.2	-49.31	3.92	2.71	0	0	P
		11000	-48.14	-6.94	-41.2	-54.77	3.92	2.71	0	0	A
802.11n HT20 CH 116 5580MH		3720	-41.84	-20.64	-21.2	-47.17	3.92	1.41	0	0	P
		3720	-44.69	-3.49	-41.2	-50.02	3.92	1.41	0	0	A
		5116	-39.81	-18.61	-21.2	-45.29	3.92	1.56	0	0	P
		5116	-49.12	-7.92	-41.2	-54.6	3.92	1.56	0	0	A
		5260	-44.12	-17.12	-27	-49.58	3.92	1.54	0	0	P
		5343	-42.87	-15.87	-27	-48.49	3.92	1.7	0	0	P
		5813	-43.04	-16.04	-27	-48.65	3.92	1.69	0	0	P
		5900	-45.17	-18.17	-27	-50.85	3.92	1.76	0	0	P
		5980	-45.85	-18.85	-27	-51.51	3.92	1.74	0	0	P
		6045	-40.94	-13.94	-27	-46.58	3.92	1.72	0	0	P
		11160	-38.76	-17.56	-21.2	-45.44	3.92	2.76	0	0	P
		11160	-45.59	-4.39	-41.2	-52.27	3.92	2.76	0	0	A

802.11n HT20 CH 140 5700MHz		3800	-43.06	-21.86	-21.2	-48.42	3.92	1.44	0	0	P
		3800	-45.59	-4.39	-41.2	-50.95	3.92	1.44	0	0	A
		5225	-44.23	-17.23	-27	-49.63	3.92	1.48	0	0	P
		5860	-42.33	-15.33	-27	-47.98	3.92	1.73	0	0	P
		5938	-42.66	-15.66	-27	-48.33	3.92	1.75	0	0	P
		6020	-46.55	-19.55	-27	-52.2	3.92	1.73	0	0	P
		6175	-45.77	-18.77	-27	-51.34	3.92	1.65	0	0	P
		7610	-67.25	-46.05	-21.2	-73.79	3.92	2.62	0	0	P
		11400	-49.3	-28.1	-21.2	-55.96	3.92	2.74	0	0	P
		11400	-50.95	-9.75	-41.2	-57.61	3.92	2.74	0	0	A
Remark	1. No other spurious found. 2. All results are PASS against Peak and Average limit line.										

Band 3 - 5470~5725MHz

WIFI 802.11n HT40 (Band Edge)

WIFI Ant. 1	Note	Frequency (MHz)	Level (dBm)	Over Limit (dB)	Limit Line (dBm)	Read Level (dBm)	Antenna Gain (dB)	Path Loss (dB)	MIMO Factor (dB)	Grounding Factor (dB)	Peak Avg. (P/A)
802.11n HT40 CH 102 5510MHz		5459.68	-34.71	-13.51	-21.2	-40.34	3.92	1.71	0	0	P
		5468.8	-28.86	-1.86	-27	-34.47	3.92	1.69	0	0	P
		5460	-48.53	-7.33	-41.2	-54.16	3.92	1.71	0	0	P
	*	5510	10.09	-	-	4.52	3.92	1.65	0	0	P
	*	5510	6.86	-	-	1.29	3.92	1.65	0	0	A
		5740.745	-47.64	-20.64	-27	-53.22	3.92	1.66	0	0	P
802.11n HT40 CH 110 5550MHz		5448.64	-29.66	-8.46	-21.2	-35.3	3.92	1.72	0	0	P
		5470	-28.15	-1.15	-27	-33.76	3.92	1.69	0	0	P
		5459.2	-45.62	-4.42	-41.2	-51.25	3.92	1.71	0	0	P
	*	5550	16.35	-	-	10.79	3.92	1.64	0	0	P
	*	5550	12.71	-	-	7.15	3.92	1.64	0	0	A
		5727.2	-43.28	-16.28	-27	-48.85	3.92	1.65	0	0	P
802.11n HT40 CH 134 5670MHz		5444.85	-47.3	-26.1	-21.2	-52.94	3.92	1.72	0	0	P
		5459.9	-48.35	-27.15	-21.2	-53.98	3.92	1.71	0	0	P
		5445.9	-59.37	-18.17	-41.2	-65.01	3.92	1.72	0	0	A
	*	5670	14.09	-	-	8.53	3.92	1.64	0	0	P
	*	5670	11.12	-	-	5.56	3.92	1.64	0	0	A
		5726.15	-28.04	-1.04	-27	-33.61	3.92	1.65	0	0	P
Remark	1. No other spurious found. 2. All results are PASS against Peak and Average limit line.										

Band 3 - 5470~5725MHz

WIFI 802.11n HT40 (Harmonic)

WIFI Ant. 1	Note	Frequency (MHz)	Level (dBm)	Over Limit (dB)	Limit Line (dBm)	Read Level (dBm)	Antenna Gain (dB)	Path Loss (dB)	MIMO Factor (dB)	Grounding Factor (dB)	Peak Avg. (P/A)
802.11n HT40 CH 102 5510MHz		3673	-42.32	-21.12	-21.2	-47.64	3.92	1.4	0	0	P
		3673	-42.89	-1.69	-41.2	-48.21	3.92	1.4	0	0	A
		5350	-42.7	-15.7	-27	-48.33	3.92	1.71	0	0	P
		5350	-47.94	-6.74	-41.2	-53.57	3.92	1.71	0	0	A
		11020	-54.62	-33.42	-21.2	-61.26	3.92	2.72	0	0	P
802.11n HT40 CH 110 5550MHz		3700	-42.07	-20.87	-21.2	-47.4	3.92	1.41	0	0	P
		3700	-42.81	-1.61	-41.2	-48.14	3.92	1.41	0	0	A
		5139	-41.97	-20.77	-21.2	-47.41	3.92	1.52	0	0	P
		5961	-41.71	-14.71	-27	-47.38	3.92	1.75	0	0	P
		11100	-42.87	-21.67	-21.2	-49.54	3.92	2.75	0	0	P
		11100	-47.49	-6.29	-41.2	-54.16	3.92	2.75	0	0	A
802.11n HT40 CH 134 5670MHz		3778	-42.73	-21.53	-21.2	-48.08	3.92	1.43	0	0	P
		3778	-43.71	-2.51	-41.2	-49.06	3.92	1.43	0	0	A
		7560	-68.26	-47.06	-21.2	-74.83	3.92	2.65	0	0	P
		11340	-52.31	-31.11	-21.2	-58.98	3.92	2.75	0	0	P
Remark	1. No other spurious found. 2. All results are PASS against Peak and Average limit line.										

Band 3 - 5470~5725MHz

WIFI 802.11ac VHT80 (Band Edge)

WIFI Ant. 1	Note	Frequency (MHz)	Level (dBm)	Over Limit (dB)	Limit Line (dBm)	Read Level (dBm)	Antenna Gain (dB)	Path Loss (dB)	MIMO Factor (dB)	Grounding Factor (dB)	Peak Avg. (P/A)
802.11ac VHT80 CH 106 5530MHz		5453.92	-32	-10.8	-21.2	-37.63	3.92	1.71	0	0	P
		5469.52	-31.3	-4.3	-27	-36.91	3.92	1.69	0	0	P
		5459.68	-42.59	-1.39	-41.2	-48.22	3.92	1.71	0	0	A
	*	5530	6.46	-	-	0.9	3.92	1.64	0	0	P
	*	5530	4.22	-	-	-1.34	3.92	1.64	0	0	A
		5726.885	-47.55	-20.55	-27	-53.12	3.92	1.65	0	0	P
802.11ac VHT80 CH 122 5610MHz		5458.85	-30.36	-9.16	-21.2	-35.99	3.92	1.71	0	0	P
		5466.2	-28.11	-1.11	-27	-33.73	3.92	1.7	0	0	P
		5458.5	-42.28	-1.08	-41.2	-47.91	3.92	1.71	0	0	A
	*	5610	13.1	-	-	7.55	3.92	1.63	0	0	P
	*	5610	10.85	-	-	5.3	3.92	1.63	0	0	A
		5725.1	-28.49	-1.49	-27	-34.06	3.92	1.65	0	0	P
Remark	1. No other spurious found. 2. All results are PASS against Peak and Average limit line.										

Band 3 5470~5725MHz

WIFI 802.11ac VHT80 (Harmonic)

WIFI Ant. 1	Note	Frequency (MHz)	Level (dBm)	Over Limit (dB)	Limit Line (dBm)	Read Level (dBm)	Antenna Gain (dB)	Path Loss (dB)	MIMO Factor (dB)	Grounding Factor (dB)	Peak Avg. (P/A)
802.11ac VHT80 CH 106 5530MHz		3687	-41.97	-20.77	-21.2	-47.29	3.92	1.4	0	0	P
		3687	-42.58	-1.38	-41.2	-47.9	3.92	1.4	0	0	A
		11060	-60.05	-38.85	-21.2	-66.7	3.92	2.73	0	0	P
802.11ac VHT80 CH 122 5610MHz		3740	-41.92	-20.72	-21.2	-47.26	3.92	1.42	0	0	P
		3740	-42.53	-1.33	-41.2	-47.87	3.92	1.42	0	0	A
		11220	-50.11	-28.91	-21.2	-56.8	3.92	2.77	0	0	P
Remark	1. No other spurious found. 2. All results are PASS against Peak and Average limit line.										

Band 3 - Straddle Channel

WIFI 802.11a (Band Edge)

WIFI	Note	Frequency	Level	Over	Limit	Read	Antenna	Path	MIMO	Grounding	Peak
Ant.				Limit	Line	Level	Gain	Loss	Factor	Factor	Avg.
1		(MHz)	(dBm)	(dB)	(dBm)	(dBm)	(dB)	(dB)	(dB)	(dB)	(P/A)
802.11a CH 144 5720MHz		5402.65	-45.77	-24.57	-21.2	-51.47	3.92	1.78	0	0	P
		5470	-47.8	-20.8	-27	-53.41	3.92	1.69	0	0	P
		5403.04	-57.15	-15.95	-41.2	-62.85	3.92	1.78	0	0	A
	*	5720	19.58	-	-	14.01	3.92	1.65	0	0	P
	*	5720	11.87	-	-	6.3	3.92	1.65	0	0	A
		5883.5	-41.78	-14.78	-27	-47.45	3.92	1.75	0	0	P
Remark	1. No other spurious found. 2. All results are PASS against Peak and Average limit line.										

Band 3 - Straddle Channel

WIFI 802.11a (Harmonic)

WIFI Ant. 1	Note	Frequency (MHz)	Level (dBm)	Over Limit (dB)	Limit Line (dBm)	Read Level (dBm)	Antenna Gain (dB)	Path Loss (dB)	MIMO Factor (dB)	Grounding Factor (dB)	Peak Avg. (P/A)
802.11a CH 144 5720MHz		3813	-43.04	-21.84	-21.2	-48.4	3.92	1.44	0	0	P
		3813	-44.43	-3.23	-41.2	-49.79	3.92	1.44	0	0	A
		5243	-42.22	-15.22	-27	-47.65	3.92	1.51	0	0	P
		5320	-47.61	-20.61	-27	-53.19	3.92	1.66	0	0	P
		5958	-42.89	-15.89	-27	-48.56	3.92	1.75	0	0	P
		6040	-45.14	-18.14	-27	-50.78	3.92	1.72	0	0	P
		6120	-46.31	-19.31	-27	-51.91	3.92	1.68	0	0	P
		6197	-42.09	-15.09	-27	-47.64	3.92	1.63	0	0	P
		7626	-66.86	-45.66	-21.2	-73.41	3.92	2.63	0	0	P
		11440	-44.95	-23.75	-21.2	-51.61	3.92	2.74	0	0	P
		11440	-50.43	-9.23	-41.2	-57.09	3.92	2.74	0	0	A
Remark	1. No other spurious found. 2. All results are PASS against Peak and Average limit line.										

Band 3 - Straddle Channel
WIFI 802.11n HT20 (Band Edge)

WIFI Ant. 1	Note	Frequency (MHz)	Level (dBm)	Over Limit (dB)	Limit Line (dBm)	Read Level (dBm)	Antenna Gain (dB)	Path Loss (dB)	MIMO Factor (dB)	Grounding Factor (dB)	Peak Avg. (P/A)
802.11n HT20 CH 144 5720MHz		5403.04	-44.69	-23.49	-21.2	-50.39	3.92	1.78	0	0	P
		5468.95	-46.53	-19.53	-27	-52.14	3.92	1.69	0	0	P
		5397.58	-56.97	-15.77	-41.2	-62.68	3.92	1.79	0	0	A
	*	5720	21.55	-	-	15.98	3.92	1.65	0	0	P
	*	5720	13.01	-	-	7.44	3.92	1.65	0	0	A
		5878.5	-42.21	-15.21	-27	-47.87	3.92	1.74	0	0	P
Remark	1. No other spurious found. 2. All results are PASS against Peak and Average limit line.										

Band 3 - Straddle Channel
WIFI 802.11n HT20 (Harmonic)

WIFI Ant. 1	Note	Frequency (MHz)	Level (dBm)	Over Limit (dB)	Limit Line (dBm)	Read Level (dBm)	Antenna Gain (dB)	Path Loss (dB)	MIMO Factor (dB)	Grounding Factor (dB)	Peak Avg. (P/A)
802.11n HT20 CH 144 5720MHz		3813	-43.5	-22.3	-21.2	-48.86	3.92	1.44	0	0	P
		3813	-46.41	-5.21	-41.2	-51.77	3.92	1.44	0	0	A
		5244	-40.88	-13.88	-27	-46.31	3.92	1.51	0	0	P
		5959	-42.23	-15.23	-27	-47.9	3.92	1.75	0	0	P
		6040	-44.77	-17.77	-27	-50.41	3.92	1.72	0	0	P
		6197	-41.82	-14.82	-27	-47.37	3.92	1.63	0	0	P
		7626	-66.21	-45.01	-21.2	-72.76	3.92	2.63	0	0	P
		11440	-43.93	-22.73	-21.2	-50.59	3.92	2.74	0	0	P
		11440	-50.45	-9.25	-41.2	-57.11	3.92	2.74	0	0	A
Remark	1. No other spurious found. 2. All results are PASS against Peak and Average limit line.										

Band 3 - Straddle Channel
WIFI 802.11n HT40 (Band Edge)

WIFI Ant. 1	Note	Frequency (MHz)	Level (dBm)	Over Limit (dB)	Limit Line (dBm)	Read Level (dBm)	Antenna Gain (dB)	Path Loss (dB)	MIMO Factor (dB)	Grounding Factor (dB)	Peak Avg. (P/A)
802.11n HT40 CH 142 5710MHz		5406.94	-46.87	-25.67	-21.2	-52.57	3.92	1.78	0	0	P
		5468.56	-46.38	-19.38	-27	-51.99	3.92	1.69	0	0	P
		5404.21	-57.88	-16.68	-41.2	-63.58	3.92	1.78	0	0	A
	*	5710	18.27	-	-	12.7	3.92	1.65	0	0	P
	*	5710	15.01	-	-	9.44	3.92	1.65	0	0	A
		5852.5	-36.14	-9.14	-27	-41.78	3.92	1.72	0	0	P
Remark	1. No other spurious found. 2. All results are PASS against Peak and Average limit line.										

Band 3 - Straddle Channel
WIFI 802.11n HT40 (Harmonic)

WIFI Ant. 1	Note	Frequency (MHz)	Level (dBm)	Over Limit (dB)	Limit Line (dBm)	Read Level (dBm)	Antenna Gain (dB)	Path Loss (dB)	MIMO Factor (dB)	Grounding Factor (dB)	Peak Avg. (P/A)
802.11n HT40 CH 142 5710MHz		3807	-43.2	-22	-21.2	-48.56	3.92	1.44	0	0	P
		3807	-44.05	-2.85	-41.2	-49.41	3.92	1.44	0	0	A
		6020	-44.61	-17.61	-27	-50.26	3.92	1.73	0	0	P
		7613	-65.88	-44.68	-21.2	-72.42	3.92	2.62	0	0	P
		11420	-47.67	-26.47	-21.2	-54.33	3.92	2.74	0	0	P
		11420	-53.26	-12.06	-41.2	-59.92	3.92	2.74	0	0	A
Remark	1. No other spurious found. 2. All results are PASS against Peak and Average limit line.										

Band 3 - Straddle Channel
WIFI 802.11ac VHT80 (Band Edge)

WIFI Ant. 1	Note	Frequency (MHz)	Level (dBm)	Over Limit (dB)	Limit Line (dBm)	Read Level (dBm)	Antenna Gain (dB)	Path Loss (dB)	MIMO Factor (dB)	Grounding Factor (dB)	Peak Avg. (P/A)
802.11ac VHT80 CH 138 5690MHz		5457.64	-37.32	-16.12	-21.2	-42.95	3.92	1.71	0	0	P
		5469.73	-37.2	-10.2	-27	-42.81	3.92	1.69	0	0	P
		5459.98	-49.59	-8.39	-41.2	-55.22	3.92	1.71	0	0	A
	*	5690	14.45	-	-	8.89	3.92	1.64	0	0	P
	*	5690	12.11	-	-	6.55	3.92	1.64	0	0	A
		5854	-29.67	-2.67	-27	-35.31	3.92	1.72	0	0	P
Remark	1. No other spurious found. 2. All results are PASS against Peak and Average limit line.										

Band 3 - Straddle Channel
WIFI 802.11ac VHT80 (Harmonic)

WIFI Ant. 1	Note	Frequency (MHz)	Level (dBm)	Over Limit (dB)	Limit Line (dBm)	Read Level (dBm)	Antenna Gain (dB)	Path Loss (dB)	MIMO Factor (dB)	Grounding Factor (dB)	Peak Avg. (P/A)
802.11ac VHT80 CH 138 5690MHz		3793	-42.58	-21.38	-21.2	-47.94	3.92	1.44	0	0	P
		3793	-43.56	-2.36	-41.2	-48.92	3.92	1.44	0	0	A
		11380	-50.74	-29.54	-21.2	-57.4	3.92	2.74	0	0	P
Remark	1. No other spurious found. 2. All results are PASS against Peak and Average limit line.										

Emission above 18GHz

5GHz WIFI 802.11n HT40 (SHF)

WIFI Ant. 1	Note	Frequency (MHz)	Level (dBm)	Over Limit (dB)	Limit Line (dBm)	Read Level (dBm)	Antenna Gain (dB)	Path Loss (dB)	MIMO Factor (dB)	Grounding Factor (dB)	Peak Avg. (P/A)
5GHz 802.11n HT40 SHF		39626	-58.85	-37.65	-21.2	-66.56	3.92	3.79	0	0	P
Remark	1. No other spurious found. 2. All results are PASS against limit line. 3. Super High Frequency (SHF)										

Emission below 1GHz

5GHz WIFI 802.11n HT40 (LF)

WIFI Ant. 1	Note	Frequency (MHz)	Level (dBm)	Over Limit (dB)	Limit Line (dBm)	Read Level (dBm)	Antenna Gain (dB)	Path Loss (dB)	MIMO Factor (dB)	Grounding Factor (dB)	Peak Avg. (P/A)
5GHz 802.11n HT40 LF		38.64	-71.01	-15.81	-55.2	-80.5	3.92	0.87	0	4.7	P
		144.21	-76.29	-24.59	-51.7	-85.89	3.92	0.98	0	4.7	P
		251.4	-79.9	-30.7	-49.2	-89.62	3.92	1.1	0	4.7	P
		375.6	-79.49	-30.29	-49.2	-89.29	3.92	1.18	0	4.7	P
		945.4	-68.58	-19.38	-49.2	-78.84	3.92	1.64	0	4.7	P
		966.4	-79.24	-38.04	-41.2	-89.54	3.92	1.68	0	4.7	P
Remark	1. No other spurious found. 2. All results are PASS against limit line.										

Band 2 - 5250~5350MHz

WIFI 802.11a (Band Edge)

WIFI Ant. 0+1	Note	Frequency (MHz)	Level (dBm)	Over Limit (dB)	Limit Line (dBm)	Read Level (dBm)	Antenna Gain (dB)	Path Loss (dB)	MIMO Factor (dB)	Grounding Factor (dB)	Peak Avg. (P/A)
802.11a CH 52 5260MHz (Ant 0)		5052.85	-38.1	-16.9	-21.2	-49.86	7.14	1.61	3.01	0	P
		5149.45	-50.13	-8.93	-41.2	-61.83	7.14	1.55	3.01	0	A
	*	5260	21.49	-	-	9.75	7.14	1.59	3.01	0	P
	*	5260	17.43	-	-	5.69	7.14	1.59	3.01	0	A
		5374.08	-35.6	-14.4	-21.2	-47.55	7.14	1.8	3.01	0	P
		5370.72	-47.64	-6.44	-41.2	-59.58	7.14	1.79	3.01	0	A
802.11a CH 52 5260MHz (Ant 1)		5102.9	-36.7	-15.5	-21.2	-48.42	7.14	1.57	3.01	0	P
		5096.95	-47.61	-6.41	-41.2	-59.34	7.14	1.58	3.01	0	A
	*	5260	19.84	-	-	8.15	7.14	1.54	3.01	0	P
	*	5260	15.69	-	-	4	7.14	1.54	3.01	0	A
		5422.8	-37.74	-16.54	-21.2	-49.65	7.14	1.76	3.01	0	P
		5416.32	-50.03	-8.83	-41.2	-61.94	7.14	1.76	3.01	0	A
802.11a CH 60 5300MHz (Ant 0)		5060.9	-38.94	-17.74	-21.2	-50.71	7.14	1.62	3.01	0	P
		5061.95	-51.16	-9.96	-41.2	-62.93	7.14	1.62	3.01	0	A
	*	5300	19.58	-	-	7.75	7.14	1.68	3.01	0	P
	*	5300	15.49	-	-	3.66	7.14	1.68	3.01	0	A
		5377.2	-32.99	-11.79	-21.2	-44.95	7.14	1.81	3.01	0	P
		5373.36	-45.16	-3.96	-41.2	-57.11	7.14	1.8	3.01	0	A
802.11a CH 60 5300MHz (Ant 1)		5138.6	-36.25	-15.05	-21.2	-47.92	7.14	1.52	3.01	0	P
		5143.15	-47.85	-6.65	-41.2	-59.51	7.14	1.51	3.01	0	A
	*	5300	19.35	-	-	7.57	7.14	1.63	3.01	0	P
	*	5300	15	-	-	3.22	7.14	1.63	3.01	0	A
		5357.04	-37.6	-16.4	-21.2	-49.47	7.14	1.72	3.01	0	P
		5353.68	-49.31	-8.11	-41.2	-61.18	7.14	1.72	3.01	0	A

802.11a CH 64 5320MHz (Ant 0)	*	5320	18.7	-	-	6.84	7.14	1.71	3.01	0	P
	*	5320	14.69	-	-	2.83	7.14	1.71	3.01	0	A
		5404	-33.7	-12.5	-21.2	-45.68	7.14	1.83	3.01	0	P
		5394.24	-45.45	-4.25	-41.2	-57.43	7.14	1.83	3.01	0	A
802.11a CH 64 5320MHz (Ant 1)	*	5320	18.01	-	-	6.2	7.14	1.66	3.01	0	P
	*	5320	13.84	-	-	2.03	7.14	1.66	3.01	0	A
		5351.04	-36.51	-15.31	-21.2	-48.37	7.14	1.71	3.01	0	P
		5351.36	-49.09	-7.89	-41.2	-60.95	7.14	1.71	3.01	0	A
Remark	1. No other spurious found. 2. All results are PASS against Peak and Average limit line.										

Band 2 5250~5350MHz

WIFI 802.11a (Harmonic)

WIFI Ant. 0+1	Note	Frequency (MHz)	Level (dBm)	Over Limit (dB)	Limit Line (dBm)	Read Level (dBm)	Antenna Gain (dB)	Path Loss (dB)	MIMO Factor (dB)	Grounding Factor (dB)	Peak Avg. (P/A)
802.11a CH 52 5260MHz (Ant 0)		4821	-37.92	-16.72	-21.2	-49.73	7.14	1.66	3.01	0	P
		4821	-42.18	-0.98	-41.2	-53.99	7.14	1.66	3.01	0	A
		5479	-31.51	-4.51	-27	-43.39	7.14	1.73	3.01	0	P
		5698	-35.09	-8.09	-27	-46.93	7.14	1.69	3.01	0	P
		10520	-35.29	-8.29	-27	-48.11	7.14	2.67	3.01	0	P
802.11a CH 52 5260MHz (Ant 1)		3507	-39.8	-12.8	-27	450.05	7.14	1.38	3.01	0	P
		4821	-37.71	-16.51	-21.2	-49.47	7.14	1.61	3.01	0	P
		4821	-42.41	-1.21	-41.2	-54.17	7.14	1.61	3.01	0	A
		5479	-39.84	-12.84	-27	-51.67	7.14	1.68	3.01	0	P
		10520	-43.9	-16.9	-27	-55.97	7.14	1.92	3.01	0	P
		15780	-51.46	-30.26	-21.2	-64.12	7.14	2.51	3.01	0	P
802.11a CH 60 5300MHz (Ant 0)		4858	-40.57	-19.37	-21.2	-52.3	7.14	1.58	3.01	0	P
		4858	-45.1	-3.9	-41.2	-56.83	7.14	1.58	3.01	0	A
		5521	-34.5	-7.5	-27	-46.34	7.14	1.69	3.01	0	P
		5741	-38.46	-11.46	-27	-50.32	7.14	1.71	3.01	0	P
		7066	-52.18	-25.18	-27	-65.09	7.14	2.76	3.01	0	P
		10600	-35.51	-14.31	-21.2	-48.35	7.14	2.69	3.01	0	P
		10600	-41.96	-0.76	-41.2	-54.8	7.14	2.69	3.01	0	A
		15900	-44.59	-23.39	-21.2	-58.03	7.14	3.29	3.01	0	P
802.11a CH 60 5300MHz (Ant 1)		3533	-39.73	-12.73	-27	-51.26	7.14	1.38	3.01	0	P
		4858	-38.43	-17.23	-21.2	-50.11	7.14	1.53	3.01	0	P
		4858	-42.49	-1.29	-41.2	-54.17	7.14	1.53	3.01	0	A
		5521	-38.75	-11.75	-27	-50.54	7.14	1.64	3.01	0	P
		10600	-44.53	-23.33	-21.2	-57.32	7.14	2.64	3.01	0	P

802.11a CH 64 5320MHz (Ant 0)		4876	-41.71	-20.51	-21.2	-53.4	7.14	1.54	3.01	0	P
		4876	-45.79	-4.59	-41.2	-57.48	7.14	1.54	3.01	0	A
		5542	-35.56	-8.56	-27	-47.4	7.14	1.69	3.01	0	P
		5763	-39.63	-12.63	-27	-51.5	7.14	1.72	3.01	0	P
		7088	-51.95	-24.95	-27	-64.88	7.14	2.78	3.01	0	P
		10640	-36.16	-14.96	-21.2	-49.03	7.14	2.72	3.01	0	P
		10640	-42.27	-1.07	-41.2	-55.14	7.14	2.72	3.01	0	A
		15960	-49	-27.8	-21.2	-62.45	7.14	3.3	3.01	0	P
802.11a CH 64 5320MHz (Ant 1)		3547	-38.83	-11.83	-27	-50.37	7.14	1.39	3.01	0	P
		4876	-39.32	-18.12	-21.2	-50.96	7.14	1.49	3.01	0	P
		4876	-43.72	-2.52	-41.2	-55.36	7.14	1.49	3.01	0	A
		5480	-39.87	-12.87	-27	-51.69	7.14	1.67	3.01	0	P
		5542	-40.24	-13.24	-27	-52.03	7.14	1.64	3.01	0	P
		10640	-46.47	-25.27	-21.2	-59.29	7.14	2.67	3.01	0	P
Remark	1. No other spurious found. 2. All results are PASS against Peak and Average limit line.										

Band 2 5250~5350MHz

WIFI 802.11n HT20 (Band Edge)

WIFI Ant. 0+1	Note	Frequency (MHz)	Level (dBm)	Over Limit (dB)	Limit Line (dBm)	Read Level (dBm)	Antenna Gain (dB)	Path Loss (dB)	MIMO Factor (dB)	Grounding Factor (dB)	Peak Avg. (P/A)
802.11n HT20 CH 52 5260MHz (Ant 0)		5040.95	-38.62	-17.42	-21.2	-50.38	7.14	1.61	3.01	0	P
		5148.4	-50.17	-8.97	-41.2	-61.88	7.14	1.56	3.01	0	A
	*	5260	22.61	-	-	10.87	7.14	1.59	3.01	0	P
	*	5260	17.92	-	-	6.18	7.14	1.59	3.01	0	A
		5371.68	-35.53	-14.33	-21.2	-47.48	7.14	1.8	3.01	0	P
		5367.84	-47.69	-6.49	-41.2	-59.63	7.14	1.79	3.01	0	A
802.11n HT20 CH 52 5260MHz (Ant 1)		5101.15	-36.88	-15.68	-21.2	-48.6	7.14	1.57	3.01	0	P
		5101.5	-47.84	-6.64	-41.2	-59.56	7.14	1.57	3.01	0	A
	*	5260	20.66	-	-	8.97	7.14	1.54	3.01	0	P
	*	5260	16.79	-	-	5.1	7.14	1.54	3.01	0	A
		5414.88	-36.38	-15.18	-21.2	-48.29	7.14	1.76	3.01	0	P
		5414.16	-50.01	-8.81	-41.2	-61.92	7.14	1.76	3.01	0	A
802.11n HT20 CH 60 5300MHz (Ant 0)		5029.05	-38.87	-17.67	-21.2	-50.62	7.14	1.6	3.01	0	P
		5148.05	-51.61	-10.41	-41.2	-63.32	7.14	1.56	3.01	0	A
	*	5300	18.72	-	-	6.89	7.14	1.68	3.01	0	P
	*	5300	14.21	-	-	2.38	7.14	1.68	3.01	0	A
		5376.48	-34.78	-13.58	-21.2	-46.73	7.14	1.8	3.01	0	P
		5375.52	-46.64	-5.44	-41.2	-58.59	7.14	1.8	3.01	0	A
802.11n HT20 CH 60 5300MHz (Ant 1)		5141.4	-37.86	-16.66	-21.2	-49.53	7.14	1.52	3.01	0	P
		5137.9	-49.48	-8.28	-41.2	-61.15	7.14	1.52	3.01	0	A
	*	5300	15.44	-	-	3.66	7.14	1.63	3.01	0	P
	*	5300	12.35	-	-	0.57	7.14	1.63	3.01	0	A
		5353.92	-39.1	-17.9	-21.2	-50.97	7.14	1.72	3.01	0	P
		5354.64	-51.19	-9.99	-41.2	-63.06	7.14	1.72	3.01	0	A

802.11n HT20 CH 64 5320MHz (Ant 0)	*	5320	17.92	-	-	6.06	7.14	1.71	3.01	0	P
	*	5320	14.09	-	-	2.23	7.14	1.71	3.01	0	A
		5368.48	-35.11	-13.91	-21.2	-47.05	7.14	1.79	3.01	0	P
		5397.76	-47.19	-5.99	-41.2	-59.18	7.14	1.84	3.01	0	A
802.11n HT20 CH 64 5320MHz (Ant 1)	*	5320	15.26	-	-	3.45	7.14	1.66	3.01	0	P
	*	5320	11.6	-	-	-0.21	7.14	1.66	3.01	0	A
		5355.52	-38.31	-17.11	-21.2	-50.18	7.14	1.72	3.01	0	P
		5353.92	-50.88	-9.68	-41.2	-62.75	7.14	1.72	3.01	0	A
Remark	1. No other spurious found. 2. All results are PASS against Peak and Average limit line.										

Band 2 5250~5350MHz

WIFI 802.11n HT20 (Harmonic)

WIFI Ant. 0+1	Note	Frequency (MHz)	Level (dBm)	Over Limit (dB)	Limit Line (dBm)	Read Level (dBm)	Antenna Gain (dB)	Path Loss (dB)	MIMO Factor (dB)	Grounding Factor (dB)	Peak Avg. (P/A)
802.11n HT20 CH 52 5260MHz (Ant 0)		4822	-37.77	-16.57	-21.2	-49.58	7.14	1.66	3.01	0	p
		4822	-41.95	-0.75	-41.2	-53.76	7.14	1.66	3.01	0	A
		5479	-31.35	-4.35	-27	-43.23	7.14	1.73	3.01	0	P
		5698	-33.87	-6.87	-27	-45.71	7.14	1.69	3.01	0	P
		10520	-35.3	-8.3	-27	-48.12	7.14	2.67	3.01	0	P
802.11n HT20 CH 52 5260MHz (Ant 1)		3507	-39.17	-12.17	-27	-50.7	7.14	1.38	3.01	0	P
		4821	-37.65	-16.45	-21.2	-49.41	7.14	1.61	3.01	0	P
		4821	-42.01	-0.81	-41.2	-53.77	7.14	1.61	3.01	0	A
		5479	-39.01	-12.01	-27	-50.84	7.14	1.68	3.01	0	P
		10520	-41.98	-14.98	-27	-54.75	7.14	2.62	3.01	0	P
		15780	-50.15	-28.95	-21.2	-63.51	7.14	3.21	3.01	0	P
802.11n HT20 CH 60 5300MHz (Ant 0)		4858	-41.36	-20.16	-21.2	-53.09	7.14	1.58	3.01	0	P
		4858	-46.66	-5.46	-41.2	-58.39	7.14	1.58	3.01	0	A
		5521	-35.7	-8.7	-27	-47.54	7.14	1.69	3.01	0	P
		5741	-40.6	-13.6	-27	-52.46	7.14	1.71	3.01	0	P
		7066	-52.31	-25.31	-27	-65.22	7.14	2.76	3.01	0	P
		10600	-36.96	-15.76	-21.2	-49.8	7.14	2.69	3.01	0	P
		10600	-42.36	-1.16	-41.2	-55.2	7.14	2.69	3.01	0	A
		15900	-47.97	-26.77	-21.2	-61.41	7.14	3.29	3.01	0	P
802.11n HT20 CH 60 5300MHz (Ant 1)		3533	-39.94	-12.94	-27	-51.47	7.14	1.38	3.01	0	P
		4858	-40.67	-19.47	-21.2	-52.35	7.14	1.53	3.01	0	P
		4858	-45.28	-4.08	-41.2	-56.96	7.14	1.53	3.01	0	A
		5460	-42.14	-15.14	-27	-54	7.14	1.71	3.01	0	P
		5521	-41.93	-14.93	-27	-53.72	7.14	1.64	3.01	0	P
		10600	-46.54	-25.34	-21.2	-59.33	7.14	2.64	3.01	0	P

802.11n HT20 CH 64 5320MHz (Ant 0)		4877	-42.28	-21.08	-21.2	-53.97	7.14	1.54	3.01	0	P
		4877	-47.42	-6.22	-41.2	-59.11	7.14	1.54	3.01	0	A
		5542	-36.65	-9.65	-27	-48.49	7.14	1.69	3.01	0	P
		5763	-40.87	-13.87	-27	-52.74	7.14	1.72	3.01	0	P
		7088	-51.63	-24.63	-27	-64.56	7.14	2.78	3.01	0	P
		10640	-37.83	-16.63	-21.2	-50.7	7.14	2.72	3.01	0	P
		10640	-42.44	-1.24	-41.2	-55.31	7.14	2.72	3.01	0	A
802.11n HT20 CH 64 5320MHz (Ant 1)		3547	-38.82	-11.82	-27	-50.36	7.14	1.39	3.01	0	P
		4877	-42.22	-21.02	-21.2	-53.86	7.14	1.49	3.01	0	P
		4877	-47.3	-6.1	-41.2	-58.94	7.14	1.49	3.01	0	A
		5480	-41.53	-14.53	-27	-53.35	7.14	1.67	3.01	0	P
		5542	-42.56	-15.56	-27	-54.35	7.14	1.64	3.01	0	P
		10640	-48.37	-27.17	-21.2	-61.19	7.14	2.67	3.01	0	P
Remark	1. No other spurious found. 2. All results are PASS against Peak and Average limit line.										

Band 2 5250~5350MHz

WIFI 802.11n HT40 (Band Edge)

WIFI Ant. 0+1	Note	Frequency (MHz)	Level (dBm)	Over Limit (dB)	Limit Line (dBm)	Read Level (dBm)	Antenna Gain (dB)	Path Loss (dB)	MIMO Factor (dB)	Grounding Factor (dB)	Peak Avg. (P/A)
802.11n HT40 CH 54 5270MHz (Ant 0)		5135.1	-36.68	-15.48	-21.2	-48.41	7.14	1.58	3.01	0	P
		5147	-48.83	-7.63	-41.2	-60.54	7.14	1.56	3.01	0	A
	*	5270	21.13	-	-	9.36	7.14	1.62	3.01	0	P
	*	5270	17.74	-	-	5.97	7.14	1.62	3.01	0	A
		5366.16	-27.84	-6.64	-21.2	-39.78	7.14	1.79	3.01	0	P
		5351.28	-42.28	-1.08	-41.2	-54.19	7.14	1.76	3.01	0	A
802.11n HT40 CH 54 5270MHz (Ant 1)		5148.75	-36.53	-15.33	-21.2	-48.19	7.14	1.51	3.01	0	P
		5124.95	-47.34	-6.14	-41.2	-59.04	7.14	1.55	3.01	0	A
	*	5270	20.23	-	-	8.51	7.14	1.57	3.01	0	P
	*	5270	17.59	-	-	5.87	7.14	1.57	3.01	0	A
		5356.56	-33.19	-11.99	-21.2	-45.06	7.14	1.72	3.01	0	P
		5353.44	-45.19	-3.99	-41.2	-57.06	7.14	1.72	3.01	0	A
802.11n HT40 CH 62 5310MHz (Ant 0)		5109.55	-39.55	-18.35	-21.2	-51.31	7.14	1.61	3.01	0	P
		5056	-51.05	-9.85	-41.2	-62.81	7.14	1.61	3.01	0	A
	*	5310	14.53	-	-	2.69	7.14	1.69	3.01	0	P
	*	5310	11.69	-	-	-0.15	7.14	1.69	3.01	0	A
		5353.92	-27.26	-6.06	-21.2	-39.18	7.14	1.77	3.01	0	P
		5350.56	-41.72	-0.52	-41.2	-53.63	7.14	1.76	3.01	0	A
802.11n HT40 CH 62 5310MHz (Ant 1)		5088.55	-38.97	-17.77	-21.2	-50.7	7.14	1.58	3.01	0	P
		5144.55	-49.89	-8.69	-41.2	-61.55	7.14	1.51	3.01	0	A
	*	5310	13.72	-	-	1.93	7.14	1.64	3.01	0	P
	*	5310	11.42	-	-	-0.37	7.14	1.64	3.01	0	A
		5352.96	-30.47	-9.27	-21.2	-42.33	7.14	1.71	3.01	0	P
		5350.56	-43.09	-1.89	-41.2	-54.95	7.14	1.71	3.01	0	A
Remark	1. No other spurious found. 2. All results are PASS against Peak and Average limit line.										

Band 2 5250~5350MHz

WIFI 802.11n HT40 (Harmonic)

WIFI Ant. 0+1	Note	Frequency (MHz)	Level (dBm)	Over Limit (dB)	Limit Line (dBm)	Read Level (dBm)	Antenna Gain (dB)	Path Loss (dB)	MIMO Factor (dB)	Grounding Factor (dB)	Peak Avg. (P/A)
802.11n HT40 CH 54 5270MHz (Ant 0)		10540	-34.55	-7.55	-27	-47.38	7.14	2.68	3.01	0	P
		15810	-46.82	-25.62	-21.2	-60.23	7.14	3.26	3.01	0	P
802.11n HT40 CH 54 5270MHz (Ant 1)		3513	-39.63	-12.63	-27	-51.16	7.14	1.38	3.01	0	P
		10540	-41.21	-14.21	-27	-53.99	7.14	2.63	3.01	0	P
		15810	-51.04	-29.84	-21.2	-64.4	7.14	3.21	3.01	0	P
802.11n HT40 CH 62 5310MHz (Ant 0)		7077	-51.26	-24.26	-27	-64.18	7.14	2.77	3.01	0	P
		10620	-42.17	-20.97	-21.2	-55.03	7.14	2.71	3.01	0	P
		10620	-46.19	-4.99	-41.2	-59.05	7.14	2.71	3.01	0	A
802.11n HT40 CH 62 5310MHz (Ant 1)		3540	-39.93	-12.93	-27	-51.46	7.14	1.38	3.01	0	P
		10620	-52.79	-31.59	-21.2	-65.6	7.14	2.66	3.01	0	P
Remark	1. No other spurious found. 2. All results are PASS against Peak and Average limit line.										

Band 2 5250~5350MHz

WIFI 802.11ac VHT80 (Band Edge)

WIFI Ant. 0+1	Note	Frequency (MHz)	Level (dBm)	Over Limit (dB)	Limit Line (dBm)	Read Level (dBm)	Antenna Gain (dB)	Path Loss (dB)	MIMO Factor (dB)	Grounding Factor (dB)	Peak Avg. (P/A)
802.11ac VHT80 CH 58 5290MHz (Ant 0)		5038.85	-38.9	-17.7	-21.2	-50.66	7.14	1.61	3.01	0	P
		5144.9	-48.95	-7.75	-41.2	-60.66	7.14	1.56	3.01	0	A
	*	5290	10.4	-	-	-1.4	7.14	1.65	3.01	0	P
	*	5290	8.13	-	-	-3.67	7.14	1.65	3.01	0	A
		5364.24	-32.8	-11.6	-21.2	-44.73	7.14	1.78	3.01	0	P
		5354.88	-42.79	-1.59	-41.2	-54.71	7.14	1.77	3.01	0	A
802.11ac VHT80 CH 58 5290MHz (Ant 1)		5136.15	-38.88	-17.68	-21.2	-50.56	7.14	1.53	3.01	0	P
		5147.35	-48.38	-7.18	-41.2	-60.04	7.14	1.51	3.01	0	A
	*	5290	8.78	-	-	-2.97	7.14	1.6	3.01	0	P
	*	5290	7.78	-	-	-3.97	7.14	1.6	3.01	0	A
		5363.52	-34.91	-13.71	-21.2	-46.79	7.14	1.73	3.01	0	P
		5351.52	-44.51	-3.31	-41.2	-56.37	7.14	1.71	3.01	0	A
Remark	1. No other spurious found. 2. All results are PASS against Peak and Average limit line.										

Band 2 5250~5350MHz

WIFI 802.11ac VHT80 (Harmonic)

WIFI Ant. 0+1	Note	Frequency (MHz)	Level (dBm)	Over Limit (dB)	Limit Line (dBm)	Read Level (dBm)	Antenna Gain (dB)	Path Loss (dB)	MIMO Factor (dB)	Grounding Factor (dB)	Peak Avg. (P/A)
802.11ac VHT80 CH 58 5290MHz (Ant 0)		7055	-46.8	-19.8	-27	-59.7	7.14	2.75	3.01	0	P
		10580	-49.49	-22.49	-27	-62.33	7.14	2.69	3.01	0	P
802.11ac VHT80 CH 58 5290MHz (Ant 1)		3526	-39.2	-12.2	-27	-50.73	7.14	1.38	3.01	0	P
		10580	-55.07	-28.07	-27	-67.86	7.14	2.64	3.01	0	P
Remark	1. No other spurious found. 2. All results are PASS against Peak and Average limit line.										

Band 3 - 5470~5725MHz

WIFI 802.11a (Band Edge)

WIFI Ant. 0+1	Note	Frequency (MHz)	Level (dBm)	Over Limit (dB)	Limit Line (dBm)	Read Level (dBm)	Antenna Gain (dB)	Path Loss (dB)	MIMO Factor (dB)	Grounding Factor (dB)	Peak Avg. (P/A)
802.11a CH 100 5500MHz (Ant 0)		5458.32	-39.92	-18.72	-21.2	-51.79	7.1	1.76	3.01	0	P
		5462.8	-39.11	-12.11	-27	-50.97	7.1	1.75	3.01	0	P
		5458.96	-51.73	-10.53	-41.2	-63.6	7.1	1.76	3.01	0	A
	*	5500	15.03	-	-	3.22	7.1	1.7	3.01	0	P
	*	5500	11.11	-	-	-0.7	7.1	1.7	3.01	0	A
802.11a CH 100 5500MHz (Ant 1)		5427.6	-38.44	-17.24	-21.2	-50.3	7.1	1.75	3.01	0	P
		5467.76	-39.35	-12.35	-27	-51.15	7.1	1.69	3.01	0	P
		5417.04	-50.71	-9.51	-41.2	-62.58	7.1	1.76	3.01	0	A
	*	5500	15.62	-	-	3.86	7.1	1.65	3.01	0	P
	*	5500	11.6	-	-	-0.16	7.1	1.65	3.01	0	A
802.11a CH 116 5580MHz (Ant 0)		5424.4	-43.17	-21.97	-21.2	-55.09	7.1	1.81	3.01	0	P
		5469.04	-42.55	-15.55	-27	-54.4	7.1	1.74	3.01	0	P
		5457.28	-55.31	-14.11	-41.2	-67.18	7.1	1.76	3.01	0	A
	*	5580	15.14	-	-	3.35	7.1	1.68	3.01	0	P
	*	5580	11.29	-	-	-0.5	7.1	1.68	3.01	0	A
		5728.145	-44.84	-17.84	-27	-56.65	7.1	1.7	3.01	0	P
802.11a CH 116 5580MHz (Ant 1)		5416.72	-41.17	-19.97	-21.2	-53.04	7.1	1.76	3.01	0	P
		5469.04	-43.64	-16.64	-27	-55.44	7.1	1.69	3.01	0	P
		5422	-52.73	-11.53	-41.2	-64.6	7.1	1.76	3.01	0	A
	*	5580	14.38	-	-	2.64	7.1	1.63	3.01	0	P
	*	5580	10.56	-	-	-1.18	7.1	1.63	3.01	0	A
		5739.485	-42.22	-15.22	-27	-53.99	7.1	1.66	3.01	0	P

802.11a CH 140 5700MHz (Ant 0)	*	5700	21.62	-	-	9.82	7.1	1.69	3.01	0	P
	*	5700	17.62	-	-	5.82	7.1	1.69	3.01	0	A
		5725.24	-30.72	-3.72	-27	-42.53	7.1	1.7	3.01	0	P
802.11a CH 140 5700MHz (Ant 1)	*	5700	21.77	-	-	10.02	7.1	1.64	3.01	0	P
	*	5700	18.33	-	-	6.58	7.1	1.64	3.01	0	A
		5725.72	-31.19	-4.19	-27	-42.95	7.1	1.65	3.01	0	P
Remark	1. No other spurious found. 2. All results are PASS against Peak and Average limit line.										

Band 3 - 5470~5725MHz

WIFI 802.11a (Harmonic)

WIFI Ant. 0+1	Note	Frequency (MHz)	Level (dBm)	Over Limit (dB)	Limit Line (dBm)	Read Level (dBm)	Antenna Gain (dB)	Path Loss (dB)	MIMO Factor (dB)	Grounding Factor (dB)	Peak Avg. (P/A)
802.11a CH 100 5500MHz (Ant 0)		7330	-53.09	-31.89	-21.2	-66.03	7.1	2.83	3.01	0	P
		11000	-43.3	-22.1	-21.2	-56.17	7.1	2.76	3.01	0	P
		16500	-46.73	-19.73	-27	-60.47	7.1	3.63	3.01	0	P
802.11a CH 100 5500MHz (Ant 1)		3667	-37.23	-16.03	-21.2	-48.74	7.1	1.4	3.01	0	P
		3667	-41.25	-0.05	-41.2	-49.75	7.1	1.4	0	0	A
		5042	-38.37	-17.17	-21.2	-50.04	7.1	1.56	3.01	0	P
		5042	-42.1	-0.9	-41.2	-53.77	7.1	1.56	3.01	0	A
		11000	-52.53	-31.33	-21.2	-65.35	7.1	2.71	3.01	0	P
802.11a CH 116 5580MHz (Ant 0)		7440	-55.34	-34.14	-21.2	-68.2	7.1	2.75	3.01	0	P
		11160	-45.12	-23.92	-21.2	-58.04	7.1	2.81	3.01	0	P
		16740	-42.03	-15.03	-27	-55.82	7.1	3.68	3.01	0	P
802.11a CH 116 5580MHz (Ant 1)		3720	-36.73	-15.53	-21.2	-48.25	7.1	1.41	3.01	0	P
		3720	-41.3	-0.1	-41.2	-49.81	7.1	1.41	0	0	A
		5115	-38.98	-17.78	-21.2	-50.65	7.1	1.56	3.01	0	P
		5115	-42.04	-0.84	-41.2	-53.71	7.1	1.56	3.01	0	A
		5812	-40.67	-13.67	-27	-52.47	7.1	1.69	3.01	0	P
		6045	-40.84	-13.84	-27	-52.67	7.1	1.72	3.01	0	P
		11160	-55.37	-34.17	-21.2	-68.24	7.1	2.76	3.01	0	P

802.11a CH 140 5700MHz (Ant 0)		3800	-41.35	-20.15	-21.2	-52.95	7.1	1.49	3.01	0	P
		3800	-42.99	-1.79	-41.2	-54.59	7.1	1.49	3.01	0	A
		7594	-52.4	-31.2	-21.2	-65.18	7.1	2.67	3.01	0	P
		11400	-41.9	-20.7	-21.2	-54.8	7.1	2.79	3.01	0	P
		11400	-46.97	-5.77	-41.2	-59.87	7.1	2.79	3.01	0	A
		17100	-31.68	-4.68	-27	-45.33	7.1	3.54	3.01	0	P
802.11a CH 140 5700MHz (Ant 1)		3799.962	-37.39	-16.19	-21.2	-48.94	7.1	1.44	3.01	0	P
		3799.962	-41.58	-0.38	-41.2	-50.12	7.1	1.44	0	0	A
		5225	-37.95	-10.95	-27	-49.54	7.1	1.48	3.01	0	P
		5937	-35.26	-8.26	-27	-47.12	7.1	1.75	3.01	0	P
		6020	-40.66	-13.66	-27	-52.5	7.1	1.73	3.01	0	P
		6175	-41.03	-14.03	-27	-52.79	7.1	1.65	3.01	0	P
		7605	-61.08	-39.88	-21.2	-73.81	7.1	2.62	3.01	0	P
		11400	-47.59	-26.39	-21.2	-60.44	7.1	2.74	3.01	0	P
Remark	1. No other spurious found. 2. All results are PASS against Peak and Average limit line.										

Band 3 - 5470~5725MHz

WIFI 802.11n HT20 (Band Edge)

WIFI Ant. 0+1	Note	Frequency (MHz)	Level (dBm)	Over Limit (dB)	Limit Line (dBm)	Read Level (dBm)	Antenna Gain (dB)	Path Loss (dB)	MIMO Factor (dB)	Grounding Factor (dB)	Peak Avg. (P/A)
802.11n HT20 CH 100 5500MHz (Ant 0)		5457.04	-38.6	-17.4	-21.2	-50.47	7.1	1.76	3.01	0	P
		5464.08	-38.57	-11.57	-27	-50.43	7.1	1.75	3.01	0	P
		5457.36	-51.13	-9.93	-41.2	-63	7.1	1.76	3.01	0	A
	*	5500	16.83	-	-	5.02	7.1	1.7	3.01	0	P
	*	5500	12.36	-	-	0.55	7.1	1.7	3.01	0	A
802.11n HT20 CH 100 5500MHz (Ant 1)		5422.32	-38.62	-17.42	-21.2	-50.49	7.1	1.76	3.01	0	P
		5470	-37.2	-10.2	-27	-49	7.1	1.69	3.01	0	P
		5422.16	-50.66	-9.46	-41.2	-62.53	7.1	1.76	3.01	0	A
	*	5500	15.82	-	-	4.06	7.1	1.65	3.01	0	P
	*	5500	11.85	-	-	0.09	7.1	1.65	3.01	0	A
802.11n HT20 CH 116 5580MHz (Ant 0)		5370.88	-43.75	-22.55	-21.2	-55.65	7.1	1.79	3.01	0	P
		5469.28	-43.06	-16.06	-27	-54.91	7.1	1.74	3.01	0	P
		5455.84	-55.39	-14.19	-41.2	-67.26	7.1	1.76	3.01	0	A
	*	5580	15.93	-	-	4.14	7.1	1.68	3.01	0	P
	*	5580	11.53	-	-	-0.26	7.1	1.68	3.01	0	A
		5757.125	-44.09	-17.09	-27	-55.91	7.1	1.71	3.01	0	P
802.11n HT20 CH 116 5580MHz (Ant 1)		5416.24	-40.87	-19.67	-21.2	-52.74	7.1	1.76	3.01	0	P
		5464.96	-42.89	-15.89	-27	-54.7	7.1	1.7	3.01	0	P
		5416.96	-52.95	-11.75	-41.2	-64.82	7.1	1.76	3.01	0	A
	*	5580	14.35	-	-	2.61	7.1	1.63	3.01	0	P
	*	5580	11.4	-	-	-0.34	7.1	1.63	3.01	0	A
		5746.1	-42.3	-15.3	-27	-54.07	7.1	1.66	3.01	0	P

802.11n HT20 CH 140 5700MHz (Ant 0)		5700	22.69	-	-	10.89	7.1	1.69	3.01	0	P
		5700	17.86	-	-	6.06	7.1	1.69	3.01	0	A
		5725.64	-28.4	-1.4	-27	-40.21	7.1	1.7	3.01	0	P
802.11n HT20 CH 140 5700MHz (Ant 1)		5700	21.23	-	-	9.48	7.1	1.64	3.01	0	P
		5700	18.02	-	-	6.27	7.1	1.64	3.01	0	A
		5730.52	-32.18	-5.18	-27	-43.94	7.1	1.65	3.01	0	P
Remark	1. No other spurious found. 2. All results are PASS against Peak and Average limit line.										

Band 3 - 5470~5725MHz

WIFI 802.11n HT20 (Harmonic)

WIFI Ant. 0+1	Note	Frequency (MHz)	Level (dBm)	Over Limit (dB)	Limit Line (dBm)	Read Level (dBm)	Antenna Gain (dB)	Path Loss (dB)	MIMO Factor (dB)	Grounding Factor (dB)	Peak Avg. (P/A)
802.11n HT20 CH 100 5500MHz (Ant 0)		7330	-52.94	-31.74	-21.2	-65.88	7.1	2.83	3.01	0	P
		11000	-42.92	-21.72	-21.2	-55.79	7.1	2.76	3.01	0	P
		11000	-49.12	-7.92	-41.2	-61.99	7.1	2.76	3.01	0	A
		16500	-49.25	-22.25	-27	-62.99	7.1	3.63	3.01	0	P
802.11n HT20 CH 100 5500MHz (Ant 1)		3666	-37.47	-16.27	-21.2	-48.98	7.1	1.4	3.01	0	P
		3666	-41.37	-0.17	-41.2	-49.87	7.1	1.4	0	0	A
		5041	-38.41	-17.21	-21.2	-50.08	7.1	1.56	3.01	0	P
		5041	-42.18	-0.98	-41.2	-53.85	7.1	1.56	3.01	0	A
		5660	-41.39	-14.39	-27	-53.14	7.1	1.64	3.01	0	P
		5729	-41.63	-14.63	-27	-53.39	7.1	1.65	3.01	0	P
		11000	-52.86	-31.66	-21.2	-65.68	7.1	2.71	3.01	0	P
802.11n HT20 CH 116 5580MHz (Ant 0)		7440	-55.03	-33.83	-21.2	-67.89	7.1	2.75	3.01	0	P
		11160	-45.38	-24.18	-21.2	-58.3	7.1	2.81	3.01	0	P
		16740	-45.01	-18.01	-27	-58.8	7.1	3.68	3.01	0	P
802.11n HT20 CH 116 5580MHz (Ant 1)		3720	-37.27	-16.07	-21.2	-48.79	7.1	1.41	3.01	0	P
		3720	-41.46	-0.26	-41.2	-49.97	7.1	1.41	0	0	A
		5115	-37.83	-16.63	-21.2	-49.5	7.1	1.56	3.01	0	P
		5115	-42	-0.8	-41.2	-53.67	7.1	1.56	3.01	0	A
		11160	-54.13	-32.93	-21.2	-67	7.1	2.76	3.01	0	P

802.11n HT20 CH 140 5700MHz (Ant 0)		3799.962	-41.82	-20.62	-21.2	-53.42	7.1	1.49	3.01	0	P
		3799.962	-43.07	-1.87	-41.2	-54.67	7.1	1.49	3.01	0	A
		7605	-52.1	-30.9	-21.2	-64.88	7.1	2.67	3.01	0	P
		11400	-42.13	-20.93	-21.2	-55.03	7.1	2.79	3.01	0	P
		11400	-47.28	-6.08	-41.2	-60.18	7.1	2.79	3.01	0	A
		17100	-31.8	-4.8	-27	-45.45	7.1	3.54	3.01	0	P
802.11n HT20 CH 140 5700MHz (Ant 1)		3799.962	-37.88	-16.68	-21.2	-49.43	7.1	1.44	3.01	0	P
		3799.962	-41.58	-0.38	-41.2	-50.12	7.1	1.44	0	0	A
		5225	-39.18	-12.18	-27	-50.77	7.1	1.48	3.01	0	P
		5540	-35.86	-8.86	-27	-47.61	7.1	1.64	3.01	0	P
		5860	-37.89	-10.89	-27	-49.73	7.1	1.73	3.01	0	P
		5937	-37.08	-10.08	-27	-48.94	7.1	1.75	3.01	0	P
		6175	-40.02	-13.02	-27	-51.78	7.1	1.65	3.01	0	P
		7605	-61.07	-39.87	-21.2	-73.8	7.1	2.62	3.01	0	P
		11400	-48.95	-27.75	-21.2	-61.8	7.1	2.74	3.01	0	P
Remark	1. No other spurious found. 2. All results are PASS against Peak and Average limit line.										

Band 3 - 5470~5725MHz

WIFI 802.11n HT40 (Band Edge)

WIFI Ant. 0+1	Note	Frequency (MHz)	Level (dBm)	Over Limit (dB)	Limit Line (dBm)	Read Level (dBm)	Antenna Gain (dB)	Path Loss (dB)	MIMO Factor (dB)	Grounding Factor (dB)	Peak Avg. (P/A)
802.11n HT40 CH 102 5510MHz (Ant 0)		5459.68	-35.15	-13.95	-21.2	-47.02	7.1	1.76	3.01	0	P
		5463.52	-31.42	-4.42	-27	-43.28	7.1	1.75	3.01	0	P
		5458.48	-47.35	-6.15	-41.2	-59.22	7.1	1.76	3.01	0	A
	*	5510	14.49	-	-	2.68	7.1	1.7	3.01	0	P
	*	5510	10.84	-	-	-0.97	7.1	1.7	3.01	0	A
		5749.25	-38.68	-11.68	-27	-50.5	7.1	1.71	3.01	0	P
802.11n HT40 CH 102 5510MHz (Ant 1)		5458.48	-32.58	-11.38	-21.2	-44.4	7.1	1.71	3.01	0	P
		5463.76	-27.51	-0.51	-27	-39.32	7.1	1.7	3.01	0	P
		5459.92	-46	-4.8	-41.2	-57.82	7.1	1.71	3.01	0	A
	*	5510	13.43	-	-	1.67	7.1	1.65	3.01	0	P
	*	5510	11.27	-	-	-0.49	7.1	1.65	3.01	0	A
		5763.11	-39.77	-12.77	-27	-51.55	7.1	1.67	3.01	0	P
802.11n HT40 CH 110 5550MHz (Ant 0)		5426.56	-42.71	-21.51	-21.2	-54.62	7.1	1.8	3.01	0	P
		5466.88	-41.8	-14.8	-27	-53.66	7.1	1.75	3.01	0	P
		5457.04	-54.29	-13.09	-41.2	-66.16	7.1	1.76	3.01	0	A
	*	5550	14.1	-	-	2.3	7.1	1.69	3.01	0	P
	*	5550	10.49	-	-	-1.31	7.1	1.69	3.01	0	A
		5755.865	-44.85	-17.85	-27	-56.67	7.1	1.71	3.01	0	P
802.11n HT40 CH 110 5550MHz (Ant 1)		5456.08	-39.38	-18.18	-21.2	-51.2	7.1	1.71	3.01	0	P
		5467.12	-37.19	-10.19	-27	-48.99	7.1	1.69	3.01	0	P
		5459.92	-51.64	-10.44	-41.2	-63.46	7.1	1.71	3.01	0	A
	*	5550	13.18	-	-	1.43	7.1	1.64	3.01	0	P
	*	5550	10.73	-	-	-1.02	7.1	1.64	3.01	0	A
		5726.255	-43.54	-16.54	-27	-55.3	7.1	1.65	3.01	0	P

802.11n HT40 CH 134 5670MHz (Ant 0)		5426.65	-37.18	-15.98	-21.2	-49.09	7.1	1.8	3.01	0	P
		5461.65	-38.26	-11.26	-27	-50.12	7.1	1.75	3.01	0	P
		5446.25	-48.96	-7.76	-41.2	-60.84	7.1	1.77	3.01	0	A
	*	5670	20.12	-	-	8.32	7.1	1.69	3.01	0	P
	*	5670	16.33	-	-	4.53	7.1	1.69	3.01	0	A
		5746.1	-29.86	-2.86	-27	-41.68	7.1	1.71	3.01	0	P
802.11n HT40 CH 134 5670MHz (Ant 1)		5351.75	-38.53	-17.33	-21.2	-50.35	7.1	1.71	3.01	0	P
		5464.1	-39.11	-12.11	-27	-50.92	7.1	1.7	3.01	0	P
		5421.4	-50.14	-8.94	-41.2	-62.01	7.1	1.76	3.01	0	A
	*	5670	17.6	-	-	5.85	7.1	1.64	3.01	0	P
	*	5670	15.66	-	-	3.91	7.1	1.64	3.01	0	A
		5746.275	-31.15	-4.15	-27	-42.92	7.1	1.66	3.01	0	P
Remark	1. No other spurious found. 2. All results are PASS against Peak and Average limit line.										

Band 3 - 5470~5725MHz

WIFI 802.11n HT40 (Harmonic)

WIFI Ant. 0+1	Note	Frequency (MHz)	Level (dBm)	Over Limit (dB)	Limit Line (dBm)	Read Level (dBm)	Antenna Gain (dB)	Path Loss (dB)	MIMO Factor (dB)	Grounding Factor (dB)	Peak Avg. (P/A)
802.11n HT40 CH 102 5510MHz (Ant 0)		7346	-51.86	-30.66	-21.2	-64.78	7.1	2.81	3.01	0	P
		11020	-49.56	-28.36	-21.2	-62.44	7.1	2.77	3.01	0	P
802.11n HT40 CH 102 5510MHz (Ant 1)		3673	-37.32	-16.12	-21.2	-48.83	7.1	1.4	3.01	0	P
		3673	-41.3	-0.1	-41.2	-49.8	7.1	1.4	0	0	A
802.11n HT40 CH 110 5550MHz (Ant 0)		7396	-55.02	-33.82	-21.2	-67.88	7.1	2.75	3.01	0	P
		11100	-47.16	-25.96	-21.2	-60.07	7.1	2.8	3.01	0	P
		16650	-46.19	-19.19	-27	-60	7.1	3.7	3.01	0	P
802.11n HT40 CH 110 5550MHz (Ant 1)		3700	-36.94	-15.74	-21.2	-48.46	7.1	1.41	3.01	0	P
		3700	-41.22	-0.02	-41.2	-49.73	7.1	1.41	0	0	A
		5139	-38.16	-16.96	-21.2	-49.79	7.1	1.52	3.01	0	P
		5139	-41.82	-0.62	-41.2	-53.45	7.1	1.52	3.01	0	A
		11100	-55.13	-33.93	-21.2	-67.99	7.1	2.75	3.01	0	P

802.11n HT40 CH 134 5670MHz (Ant 0)		3779.962	-41.69	-20.49	-21.2	-53.28	7.1	1.48	3.01	0	P
		3779.962	-43.46	-2.26	-41.2	-55.05	7.1	1.48	3.01	0	A
		7561	-52.66	-31.46	-21.2	-65.47	7.1	2.7	3.01	0	P
		11340	-44.51	-23.31	-21.2	-57.42	7.1	2.8	3.01	0	P
		17010	-37.2	-10.2	-27	-50.85	7.1	3.54	3.01	0	P
802.11n HT40 CH 134 5670MHz (Ant 1)		3779	-37.63	-16.43	-21.2	-49.17	7.1	1.43	3.01	0	P
		3779	-41.23	-0.03	-41.2	-49.76	7.1	1.43	0	0	A
		11340	-51.05	-29.85	-21.2	-63.91	7.1	2.75	3.01	0	P
Remark	1. No other spurious found. 2. All results are PASS against Peak and Average limit line.										

Band 3 - 5470~5725MHz

WIFI 802.11ac VHT80 (Band Edge)

WIFI Ant. 0+1	Note	Frequency (MHz)	Level (dBm)	Over Limit (dB)	Limit Line (dBm)	Read Level (dBm)	Antenna Gain (dB)	Path Loss (dB)	MIMO Factor (dB)	Grounding Factor (dB)	Peak Avg. (P/A)
802.11ac VHT80 CH 106 5530MHz (Ant 0)		5429.68	-36.45	-15.25	-21.2	-48.36	7.1	1.8	3.01	0	P
		5464.96	-37.23	-10.23	-27	-49.09	7.1	1.75	3.01	0	P
		5456.56	-47.16	-5.96	-41.2	-59.03	7.1	1.76	3.01	0	A
	*	5530	9.94	-	-	-1.86	7.1	1.69	3.01	0	P
	*	5530	7.1	-	-	-4.7	7.1	1.69	3.01	0	A
		5730.98	-39.54	-12.54	-27	-51.35	7.1	1.7	3.01	0	P
802.11ac VHT80 CH 106 5530MHz (Ant 1)		5459.68	-31.76	-10.56	-21.2	-43.58	7.1	1.71	3.01	0	P
		5465.68	-32.61	-5.61	-27	-44.42	7.1	1.7	3.01	0	P
		5458.24	-42.98	-1.78	-41.2	-54.8	7.1	1.71	3.01	0	A
	*	5530	9.14	-	-	-2.61	7.1	1.64	3.01	0	P
	*	5530	8.13	-	-	-3.62	7.1	1.64	3.01	0	A
		5727.515	-39.05	-12.05	-27	-50.81	7.1	1.65	3.01	0	P
802.11ac VHT80 CH 122 5610MHz (Ant 0)		5457.8	-32.56	-11.36	-21.2	-44.43	7.1	1.76	3.01	0	P
		5463.4	-30.92	-3.92	-27	-42.78	7.1	1.75	3.01	0	P
		5459.9	-43.36	-2.16	-41.2	-55.23	7.1	1.76	3.01	0	A
	*	5610	16.63	-	-	4.84	7.1	1.68	3.01	0	P
	*	5610	14.23	-	-	2.44	7.1	1.68	3.01	0	A
		5725.45	-33.85	-6.85	-27	-45.66	7.1	1.7	3.01	0	P
802.11ac VHT80 CH 122 5610MHz (Ant 1)		5454.3	-32.48	-11.28	-21.2	-44.3	7.1	1.71	3.01	0	P
		5462.35	-31.27	-4.27	-27	-43.08	7.1	1.7	3.01	0	P
		5459.9	-42.17	-0.97	-41.2	-53.99	7.1	1.71	3.01	0	A
	*	5610	15.78	-	-	4.04	7.1	1.63	3.01	0	P
	*	5610	14.09	-	-	2.35	7.1	1.63	3.01	0	A
		5741.375	-33.63	-6.63	-27	-45.4	7.1	1.66	3.01	0	P
Remark	1. No other spurious found. 2. All results are PASS against Peak and Average limit line.										

Band 3 5470~5725MHz

WIFI 802.11ac VHT80 (Harmonic)

WIFI Ant. 0+1	Note	Frequency (MHz)	Level (dBm)	Over Limit (dB)	Limit Line (dBm)	Read Level (dBm)	Antenna Gain (dB)	Path Loss (dB)	MIMO Factor (dB)	Grounding Factor (dB)	Peak Avg. (P/A)
802.11ac VHT80 CH 106 5530MHz (Ant 0)		7373	-52.8	-31.6	-21.2	-65.64	7.1	2.73	3.01	0	P
		11060	-55.42	-34.22	-21.2	-68.26	7.1	2.73	3.01	0	P
802.11ac VHT80 CH 106 5530MHz (Ant 1)		3687	-36.97	-15.77	-21.2	-48.48	7.1	1.4	3.01	0	P
		3687	-41.22	-0.02	-41.2	-49.72	7.1	1.4	0	0	A
802.11ac VHT80 CH 122 5610MHz (Ant 0)		3739.963	-42.49	-21.29	-21.2	-54.07	7.1	1.47	3.01	0	p
		3739.963	-44.31	-3.11	-41.2	-55.89	7.1	1.47	3.01	0	A
		7484	-54.15	-32.95	-21.2	-67.01	7.1	2.75	3.01	0	P
		11220	-46.49	-25.29	-21.2	-59.42	7.1	2.82	3.01	0	P
		16830	-42.96	-15.96	-27	-56.7	7.1	3.63	3.01	0	P
802.11ac VHT80 CH 122 5610MHz (Ant 1)		3739.963	-36.7	-15.5	-21.2	-48.23	7.1	1.42	3.01	0	p
		3739.963	-41.23	-0.03	-41.2	-49.75	7.1	1.42	0	0	A
		11220	-54.36	-33.16	-21.2	-67.24	7.1	2.77	3.01	0	P
Remark	1. No other spurious found. 2. All results are PASS against Peak and Average limit line.										

Band 3 - Straddle Channel

WIFI 802.11a (Band Edge)

WIFI Ant. 0+1	Note	Frequency (MHz)	Level (dBm)	Over Limit (dB)	Limit Line (dBm)	Read Level (dBm)	Antenna Gain (dB)	Path Loss (dB)	MIMO Factor (dB)	Grounding Factor (dB)	Peak Avg. (P/A)
802.11a CH 144 5720MHz (Ant 0)		5394.46	-36.28	-15.08	-21.2	-48.22	7.1	1.83	3.01	0	P
		5465.05	-37.34	-10.34	-27	-49.2	7.1	1.75	3.01	0	P
		5405.77	-47.3	-6.1	-41.2	-59.24	7.1	1.83	3.01	0	A
	*	5720	24.72	-	-	12.91	7.1	1.7	3.01	0	P
	*	5720	21.02	-	-	9.21	7.1	1.7	3.01	0	A
		5906.25	-37.02	-10.02	-27	-48.94	7.1	1.81	3.01	0	P
802.11a CH 144 5720MHz (Ant 1)		5397.97	-36.84	-15.64	-21.2	-48.74	7.1	1.79	3.01	0	P
		5467.78	-39	-12	-27	-50.8	7.1	1.69	3.01	0	P
		5403.82	-48.54	-7.34	-41.2	-60.43	7.1	1.78	3.01	0	A
	*	5720	26.79	-	-	15.03	7.1	1.65	3.01	0	P
	*	5720	23.09	-	-	11.33	7.1	1.65	3.01	0	A
		5882	-35.76	-8.76	-27	-47.62	7.1	1.75	3.01	0	P
Remark	1. No other spurious found. 2. All results are PASS against Peak and Average limit line.										

Band 3 - Straddle Channel

WIFI 802.11a (Harmonic)

WIFI Ant. 0+1	Note	Frequency (MHz)	Level (dBm)	Over Limit (dB)	Limit Line (dBm)	Read Level (dBm)	Antenna Gain (dB)	Path Loss (dB)	MIMO Factor (dB)	Grounding Factor (dB)	Peak Avg. (P/A)
802.11a CH 144 5720MHz (Ant 0)		3813.295	-42.35	-21.15	-21.2	-53.95	7.1	1.49	3.01	0	P
		3813.295	-42.67	-1.47	-41.2	-54.27	7.1	1.49	3.01	0	A
		5243	-37.91	-10.91	-27	-49.58	7.1	1.56	3.01	0	P
		6040	-38.86	-11.86	-27	-50.74	7.1	1.77	3.01	0	P
		6120	-39.21	-12.21	-27	-51.05	7.1	1.73	3.01	0	P
		6197	-37.93	-10.93	-27	-49.72	7.1	1.68	3.01	0	P
		7627	-50.1	-28.9	-21.2	-62.89	7.1	2.68	3.01	0	P
		11440	-40.21	-19.01	-21.2	-53.11	7.1	2.79	3.01	0	P
		11440	-45.41	-4.21	-41.2	-58.31	7.1	2.79	3.01	0	A
		17160	-28.97	-1.97	-27	-42.6	7.1	3.52	3.01	0	P
802.11a CH 144 5720MHz (Ant 1)		3813.295	-38.24	-17.04	-21.2	-49.79	7.1	1.44	3.01	0	P
		3813.295	-41.62	-0.42	-41.2	-50.16	7.1	1.44	0	0	A
		5243	-33.17	-6.17	-27	-44.79	7.1	1.51	3.01	0	P
		5400	-37.68	-16.48	-21.2	-49.58	7.1	1.79	3.01	0	P
		5400	-42.08	-0.88	-41.2	-53.98	7.1	1.79	3.01	0	A
		5958	-35	-8	-27	-46.86	7.1	1.75	3.01	0	P
		6040	-37.9	-10.9	-27	-49.73	7.1	1.72	3.01	0	P
		6196	-35.15	-8.15	-27	-46.89	7.1	1.63	3.01	0	P
		7627	-60.01	-38.81	-21.2	-72.75	7.1	2.63	3.01	0	P
		11440	-42.28	-21.08	-21.2	-55.13	7.1	2.74	3.01	0	P
		11440	-47.95	-6.75	-41.2	-60.8	7.1	2.74	3.01	0	A
		17160	-55.32	-28.32	-27	-68.9	7.1	3.47	3.01	0	P
Remark	1. No other spurious found. 2. All results are PASS against Peak and Average limit line.										

Band 3 - Straddle Channel

WIFI 802.11n HT20 (Band Edge)

WIFI Ant. 0+1	Note	Frequency (MHz)	Level (dBm)	Over Limit (dB)	Limit Line (dBm)	Read Level (dBm)	Antenna Gain (dB)	Path Loss (dB)	MIMO Factor (dB)	Grounding Factor (dB)	Peak Avg. (P/A)
802.11n HT20 CH 144 5720MHz (Ant 0)		5438.92	-36.53	-15.33	-21.2	-48.42	7.1	1.78	3.01	0	P
		5467.78	-37.75	-10.75	-27	-49.6	7.1	1.74	3.01	0	P
		5401.87	-47.73	-6.53	-41.2	-59.67	7.1	1.83	3.01	0	A
	*	5720	25.61	-	-	13.8	7.1	1.7	3.01	0	P
	*	5720	21.45	-	-	9.64	7.1	1.7	3.01	0	A
		5950	-36.82	-9.82	-27	-48.73	7.1	1.8	3.01	0	P
802.11n HT20 CH 144 5720MHz (Ant 1)		5394.46	-36.43	-15.23	-21.2	-48.32	7.1	1.78	3.01	0	P
		5462.32	-37.9	-10.9	-27	-49.71	7.1	1.7	3.01	0	P
		5398.75	-48.93	-7.73	-41.2	-60.83	7.1	1.79	3.01	0	A
	*	5720	27.44	-	-	15.68	7.1	1.65	3.01	0	P
	*	5720	23.68	-	-	11.92	7.1	1.65	3.01	0	A
		5885.25	-34.64	-7.64	-27	-46.5	7.1	1.75	3.01	0	P
Remark	1. No other spurious found. 2. All results are PASS against Peak and Average limit line.										

Band 3 - Straddle Channel

WIFI 802.11n HT20 (Harmonic)

WIFI Ant. 0+1	Note	Frequency (MHz)	Level (dBm)	Over Limit (dB)	Limit Line (dBm)	Read Level (dBm)	Antenna Gain (dB)	Path Loss (dB)	MIMO Factor (dB)	Grounding Factor (dB)	Peak Avg. (P/A)
802.11n HT20 CH 144 5720MHz (Ant 0)		3813.295	-41.44	-20.24	-21.2	-53.04	7.1	1.49	3.01	0	P
		3813.295	-43.25	-2.05	-41.2	-54.85	7.1	1.49	3.01	0	A
		5243	-36.46	-9.46	-27	-48.13	7.1	1.56	3.01	0	P
		5958	-34.89	-7.89	-27	-46.8	7.1	1.8	3.01	0	P
		6039	-38.03	-11.03	-27	-49.91	7.1	1.77	3.01	0	P
		6120	-40.18	-13.18	-27	-52.02	7.1	1.73	3.01	0	P
		6196	-37.4	-10.4	-27	-49.19	7.1	1.68	3.01	0	P
		7627	-50.3	-29.1	-21.2	-63.09	7.1	2.68	3.01	0	P
		11440	-39.74	-18.54	-21.2	-52.64	7.1	2.79	3.01	0	P
		11440	-44.11	-2.91	-41.2	-57.01	7.1	2.79	3.01	0	A
		17160	-28.9	-1.9	-27	-42.53	7.1	3.52	3.01	0	P
802.11n HT20 CH 144 5720MHz (Ant 1)		3813.295	-38.05	-16.85	-21.2	-49.6	7.1	1.44	3.01	0	P
		3813.295	-41.65	-0.45	-41.2	-50.19	7.1	1.44	0	0	A
		5243	-33	-6	-27	-44.62	7.1	1.51	3.01	0	P
		5958	-34.43	-7.43	-27	-46.29	7.1	1.75	3.01	0	P
		6196	-35.25	-8.25	-27	-46.99	7.1	1.63	3.01	0	P
		7627	-60.26	-39.06	-21.2	-73	7.1	2.63	3.01	0	P
		11440	-42.57	-21.37	-21.2	-55.42	7.1	2.74	3.01	0	P
		11440	-44.77	-3.57	-41.2	-57.62	7.1	2.74	3.01	0	A
Remark	1. No other spurious found. 2. All results are PASS against Peak and Average limit line.										

Band 3 - Straddle Channel

WIFI 802.11n HT40 (Band Edge)

WIFI Ant. 0+1	Note	Frequency (MHz)	Level (dBm)	Over Limit (dB)	Limit Line (dBm)	Read Level (dBm)	Antenna Gain (dB)	Path Loss (dB)	MIMO Factor (dB)	Grounding Factor (dB)	Peak Avg. (P/A)
802.11n HT40 CH 142 5710MHz (Ant 0)		5381.98	-37.07	-15.87	-21.2	-48.99	7.1	1.81	3.01	0	P
		5465.83	-37.18	-10.18	-27	-49.04	7.1	1.75	3.01	0	P
		5454.52	-47.82	-6.62	-41.2	-59.69	7.1	1.76	3.01	0	A
	*	5710	22.53	-	-	10.72	7.1	1.7	3.01	0	P
	*	5710	19.73	-	-	7.92	7.1	1.7	3.01	0	A
		5857	-35.65	-8.65	-27	-47.54	7.1	1.78	3.01	0	P
802.11n HT40 CH 142 5710MHz (Ant 1)		5404.6	-37.85	-16.65	-21.2	-49.74	7.1	1.78	3.01	0	P
		5468.56	-38.31	-11.31	-27	-50.11	7.1	1.69	3.01	0	P
		5387.05	-49.37	-8.17	-41.2	-61.25	7.1	1.77	3.01	0	A
	*	5710	22.17	-	-	10.41	7.1	1.65	3.01	0	P
	*	5710	20.27	-	-	8.51	7.1	1.65	3.01	0	A
Remark	1. No other spurious found. 2. All results are PASS against Peak and Average limit line.										

Band 3 - Straddle Channel

WIFI 802.11n HT40 (Harmonic)

WIFI Ant. 0+1	Note	Frequency (MHz)	Level (dBm)	Over Limit (dB)	Limit Line (dBm)	Read Level (dBm)	Antenna Gain (dB)	Path Loss (dB)	MIMO Factor (dB)	Grounding Factor (dB)	Peak Avg. (P/A)
802.11n HT40 CH 142 5710MHz (Ant 0)		3806.629	-42.7	-21.5	-21.2	-54.3	7.1	1.49	3.01	0	P
		3806.629	-43.71	-2.51	-41.2	-55.31	7.1	1.49	3.01	0	A
		7616	-50.73	-29.53	-21.2	-63.51	7.1	2.67	3.01	0	P
		11420	-40.33	-19.13	-21.2	-53.23	7.1	2.79	3.01	0	P
		11420	-43.43	-2.23	-41.2	-56.33	7.1	2.79	3.01	0	A
		17130	-32.34	-5.34	-27	-45.98	7.1	3.53	3.01	0	P
802.11n HT40 CH 142 5710MHz (Ant 1)		3806.629	-38.34	-17.14	-21.2	-49.89	7.1	1.44	3.01	0	P
		3806.629	-41.62	-0.42	-41.2	-50.16	7.1	1.44	0	0	A
		11420	-42.5	-21.3	-21.2	-55.35	7.1	2.74	3.01	0	P
		11420	-46.73	-5.53	-41.2	-59.58	7.1	2.74	3.01	0	A
Remark	1. No other spurious found. 2. All results are PASS against Peak and Average limit line.										

Band 3 - Straddle Channel

WIFI 802.11ac VHT80 (Band Edge)

WIFI Ant. 0+1	Note	Frequency (MHz)	Level (dBm)	Over Limit (dB)	Limit Line (dBm)	Read Level (dBm)	Antenna Gain (dB)	Path Loss (dB)	MIMO Factor (dB)	Grounding Factor (dB)	Peak Avg. (P/A)
802.11ac VHT80 CH 138 5690MHz (Ant 0)		5457.64	-31.41	-10.21	-21.2	-43.28	7.1	1.76	3.01	0	P
		5468.17	-30.95	-3.95	-27	-42.8	7.1	1.74	3.01	0	P
		5454.13	-42.03	-0.83	-41.2	-53.9	7.1	1.76	3.01	0	A
	*	5690	20.01	-	-	8.21	7.1	1.69	3.01	0	P
	*	5690	17.07	-	-	5.27	7.1	1.69	3.01	0	A
		5855.8	-29.3	-2.3	-27	-41.18	7.1	1.77	3.01	0	P
802.11ac VHT80 CH 138 5690MHz (Ant 1)		5454.91	-34.47	-13.27	-21.2	-46.29	7.1	1.71	3.01	0	P
		5470	-34.34	-7.34	-27	-46.14	7.1	1.69	3.01	0	P
		5459.59	-45.36	-4.16	-41.2	-57.18	7.1	1.71	3.01	0	A
	*	5690	19.66	-	-	7.91	7.1	1.64	3.01	0	P
	*	5690	18.77	-	-	7.02	7.1	1.64	3.01	0	A
		5852.2	-27.52	-0.52	-27	-39.35	7.1	1.72	3.01	0	P
Remark	1. No other spurious found. 2. All results are PASS against Peak and Average limit line.										

Band 3 - Straddle Channel

WIFI 802.11ac VHT80 (Harmonic)

WIFI Ant. 0+1	Note	Frequency (MHz)	Level (dBm)	Over Limit (dB)	Limit Line (dBm)	Read Level (dBm)	Antenna Gain (dB)	Path Loss (dB)	MIMO Factor (dB)	Grounding Factor (dB)	Peak Avg. (P/A)
802.11ac VHT80 CH 138 5690MHz (Ant 0)		3793.295	-41.26	-20.06	-21.2	-52.86	7.1	1.49	3.01	0	P
		3793.295	-43	-1.8	-41.2	-54.6	7.1	1.49	3.01	0	A
		7583	-52.73	-31.53	-21.2	-65.52	7.1	2.68	3.01	0	P
		11380	-42.85	-21.65	-21.2	-55.75	7.1	2.79	3.01	0	P
		11380	-44.33	-3.13	-41.2	-57.23	7.1	2.79	3.01	0	A
		17070	-33.44	-6.44	-27	-47.09	7.1	3.54	3.01	0	P
802.11ac VHT80 CH 138 5690MHz (Ant 1)		3793.295	-38	-16.8	-21.2	-49.55	7.1	1.44	3.01	0	P
		3793.295	-41.29	-0.09	-41.2	-49.83	7.1	1.44	0	0	A
		11380	-50.78	-29.58	-21.2	-63.63	7.1	2.74	3.01	0	P
Remark	1. No other spurious found. 2. All results are PASS against Peak and Average limit line.										

Emission above 18GHz

WIFI 802.11ac VHT80 (SHF)

WIFI Ant. 0+1	Note	Frequency (MHz)	Level (dBm)	Over Limit (dB)	Limit Line (dBm)	Read Level (dBm)	Antenna Gain (dB)	Path Loss (dB)	MIMO Factor (dB)	Grounding Factor (dB)	Peak Avg. (P/A)
802.11ac VHT80 SHF (Ant 0)		39692	-53.07	-31.87	-21.2	-67.02	7.1	3.84	3.01	0	P
802.11ac VHT80 SHF (Ant 1)		39846	-52.67	-31.47	-21.2	-66.56	7.1	3.78	3.01	0	p
Remark	1. No other spurious found. 2. All results are PASS against limit line. 3. Super High Frequency (SHF)										

Emission below 1GHz

WIFI 802.11ac VHT80 (LF)

WIFI Ant. 0+1	Note	Frequency (MHz)	Level (dBm)	Over Limit (dB)	Limit Line (dBm)	Read Level (dBm)	Antenna Gain (dB)	Path Loss (dB)	MIMO Factor (dB)	Grounding Factor (dB)	Peak Avg. (P/A)
802.11ac VHT80 LF (Ant 0)		38.1	-64.73	-9.53	-55.2	-80.46	7.1	0.92	3.01	4.7	P
		147.99	-69.52	-17.82	-51.7	-85.36	7.1	1.03	3.01	4.7	P
		293.25	-74.4	-25.2	-49.2	-90.41	7.1	1.2	3.01	4.7	P
		539.4	-73.32	-24.12	-49.2	-89.45	7.1	1.32	3.01	4.7	P
		921.6	-72.19	-22.99	-49.2	-88.65	7.1	1.65	3.01	4.7	P
		983.9	-71.95	-30.75	-41.2	-88.54	7.1	1.78	3.01	4.7	P
802.11ac VHT80 LF (Ant 1)		41.07	-64.58	-9.38	-55.2	-80.27	7.1	0.88	3.01	4.7	P
		140.7	-70.03	-18.33	-51.7	-85.82	7.1	0.98	3.01	4.7	P
		264.9	-74	-24.8	-49.2	-89.92	7.1	1.11	3.01	4.7	P
		393.1	-73.42	-24.22	-49.2	-89.42	7.1	1.19	3.01	4.7	P
		934.9	-72.64	-23.44	-49.2	-89.07	7.1	1.62	3.01	4.7	P
		992.3	-72.8	-31.6	-41.2	-89.36	7.1	1.75	3.01	4.7	P
Remark	1. No other spurious found. 2. All results are PASS against limit line.										

Note symbol

*	**Fundamental Frequency** which can be ignored. However, the level of any unwanted emissions shall not exceed the level of the fundamental frequency.
!	Test result is **over limit** line.
P/A	**P**eak or **A**verage
H/V	**H**orizontal or **V**ertical

A calculation example for radiated spurious emission is shown as below:

WIFI	Note	Frequency	Level	Over	Limit	Read	Antenna	Path	MIMO	Grounding	Peak
Ant.				Limit	Line	Level	Gain	Loss	Factor	Factor	Avg.
1		(MHz)	(dBm)	(dB)	(dBm)	(dBm)	(dB)	(dB)	(dB)	(dB)	(P/A)
802.11a CH 52 5260MHz		5149.1	-43.03	-21.83	-21.2	-48.51	3.93	1.55	0	0	P
		5048.3	-54.48	-13.28	-41.2	-60.02	3.93	1.61	0	0	A

1. Path Loss(dB) = Cable loss(dB) + Filter loss(dB) + Attenuator loss(dB)
2. Level(dBm) = Antenna Factor(dB) + Path Loss(dB) + Read Level(dBm)
3. Over Limit(dB) = Level(dBm) – Limit Line(dBm)

For Peak Limit @ 5260MHz:

1. Level(dBm)

= Antenna Factor(dB) + Path Loss(dB) + Read Level(dBm)

= 3.93(dB) + 1.55(dB) - 48.51(dBm)

= -43.03 (dBm)

2. Over Limit(dB)

= Level(dBm) – Limit Line(dBm)

= -43.03(dBm) + 21.2(dBm)

= -21.83(dB)

For Average Limit @ 5260MHz:

1. Level(dBm)

= Antenna Factor(dB) + Path Loss(dB) + Read Level(dBm)

= 3.93(dB) + 1.61(dB) - 60.02(dBm)

= -54.48 (dBm)

2. Over Limit(dB)

= Level(dBm) – Limit Line(dBm)

= -54.48(dBm) + 41.2(dBm)

= -13.28(dB)

Both peak and average measured complies with the limit line, so test result is "PASS".

Appendix C. Conducted Spurious Emission Plots

Test Engineer :	Richard Qiu	**Temperature :**	23~25.7°C
		Relative Humidity :	47.5~53.7%

Note symbol

-L	**Low channel location**
-R	**High channel location**

Band 2 - 5250~5350MHz

WIFI 802.11a (Band Edge)

WIFI	Band 2 5250~5350MHz Band Edge	
ANT	802.11a CH52 5260MHz - L	
0	Band Edge	Fundamental
Peak	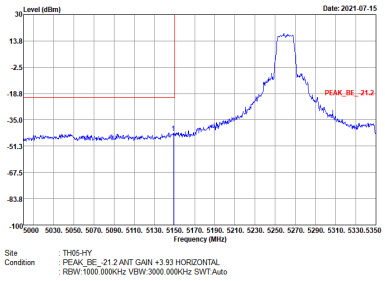	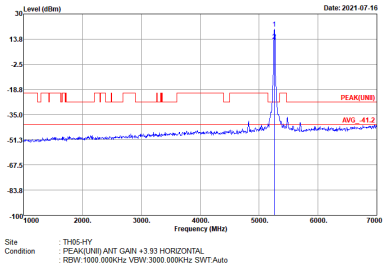
Avg.	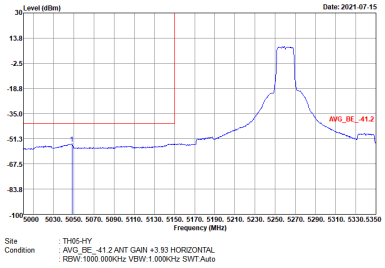	Left blank

WIFI	Band 2 5250~5350MHz Band Edge	
ANT	802.11a CH52 5260MHz - R	
0	Band Edge	Fundamental
Peak	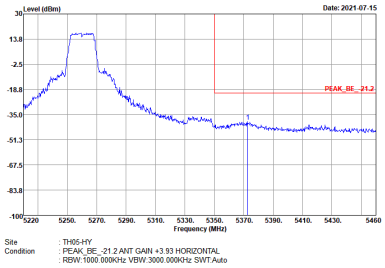	Left blank
Avg.	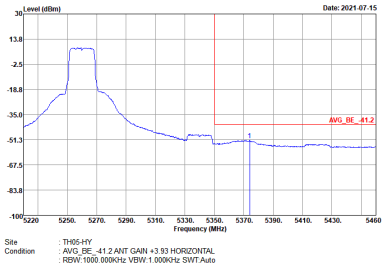	Left blank

WIFI	Band 2 5250~5350MHz Band Edge	
ANT	802.11a CH60 5300MHz - L	
0	Band Edge	Fundamental
Peak	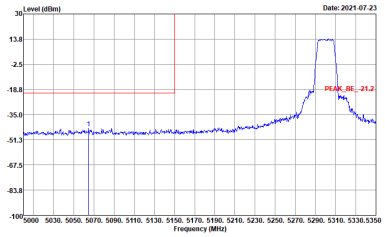	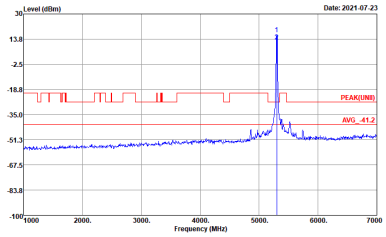
Avg.	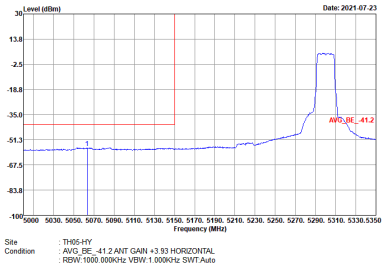	Left blank

WIFI	Band 2 5250~5350MHz Band Edge	
ANT	802.11a CH60 5300MHz - R	
0	Band Edge	Fundamental
Peak	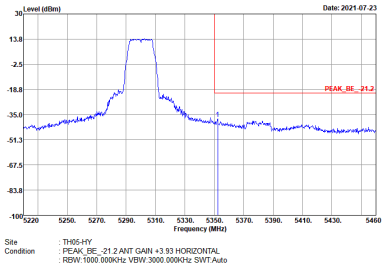	Left blank
Avg.	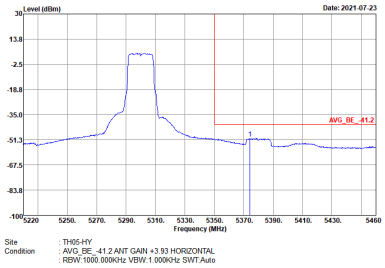	Left blank

WIFI	Band 2 5250~5350MHz Band Edge	
ANT	802.11a CH64 5320MHz	
0	Band Edge	Fundamental
Peak	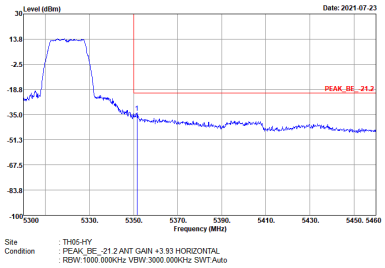	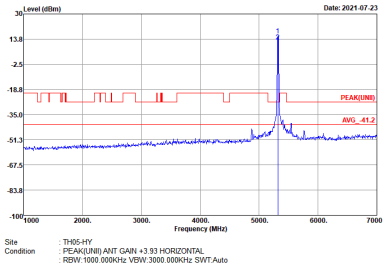
Avg.	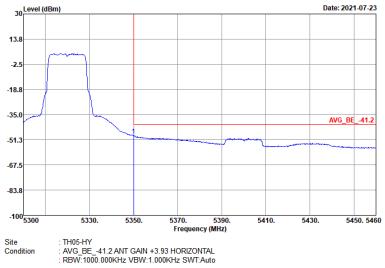	Left blank

Band 2 5250~5350MHz
WIFI 802.11n HT20 (Band Edge)

WIFI	Band 2 5250~5350MHz Band Edge	
ANT	802.11n HT20 CH52 5260MHz - L	
0	Band Edge	Fundamental
Peak	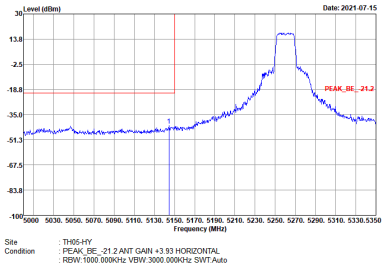	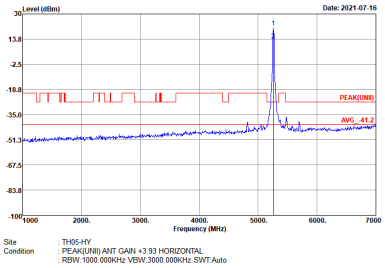
Avg.	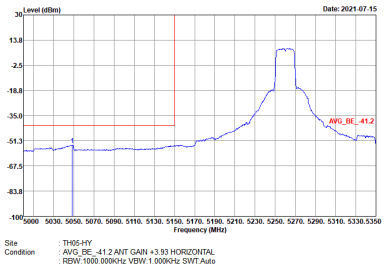	Left blank

WIFI	Band 2 5250~5350MHz Band Edge	
ANT	802.11n HT20 CH52 5260MHz - R	
0	Band Edge	Fundamental
Peak	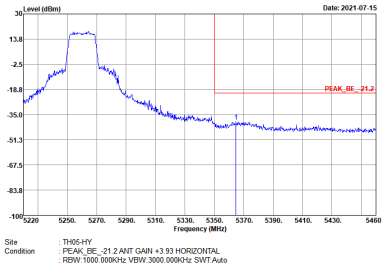	Left blank
Avg.	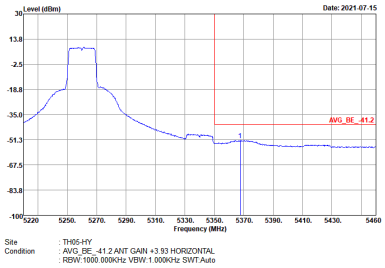	Left blank

WIFI	Band 2 5250~5350MHz Band Edge	
ANT	802.11n HT20 CH60 5300MHz - L	
0	Band Edge	Fundamental
Peak	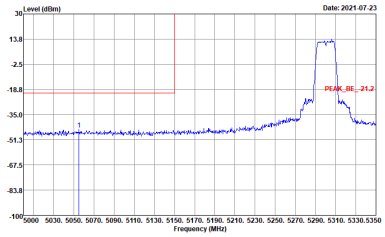	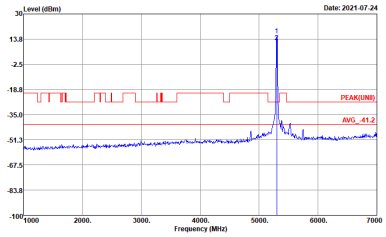
Avg.	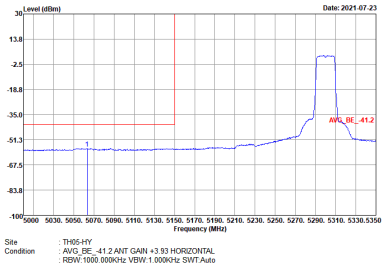	Left blank

WIFI	Band 2 5250~5350MHz Band Edge	
ANT	802.11n HT20 CH60 5300MHz - R	
0	Band Edge	Vertical
Peak	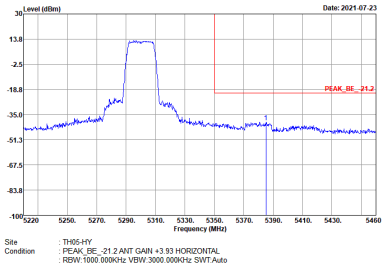	Left blank
Avg.	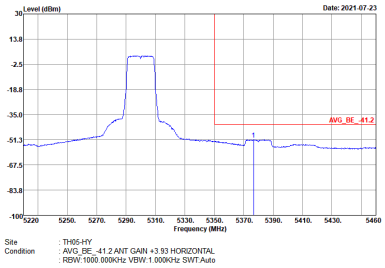	Left blank

WIFI	Band 2 5250~5350MHz Band Edge	
ANT	802.11n HT20 CH64 5320MHz	
0	Band Edge	Fundamental
Peak	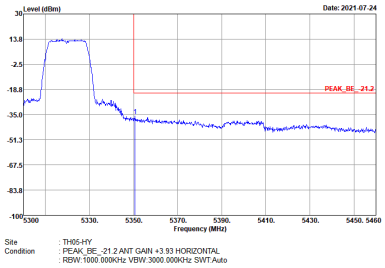	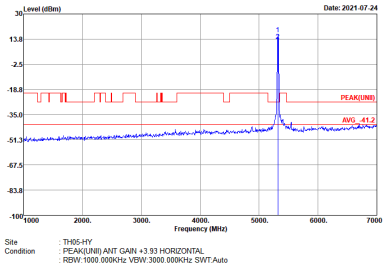
Avg.	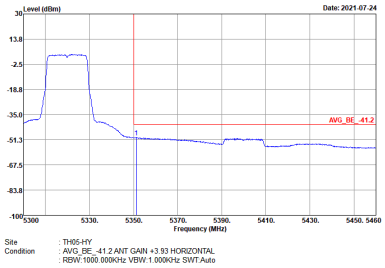	Left blank

Band 2 5250~5350MHz
WIFI 802.11n HT40 (Band Edge)

WIFI	Band 2 5250~5350MHz Band Edge	
ANT	802.11n HT40 CH54 5270MHz - L	
0	Band Edge	Fundamental
Peak	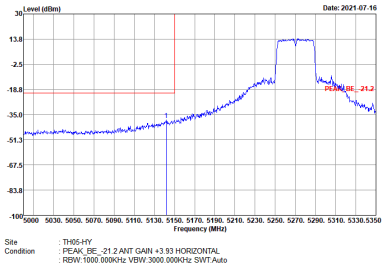	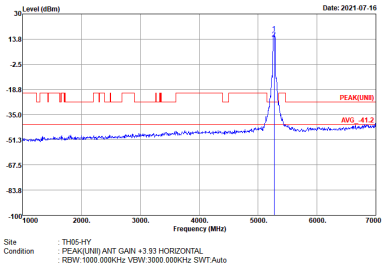
Avg.	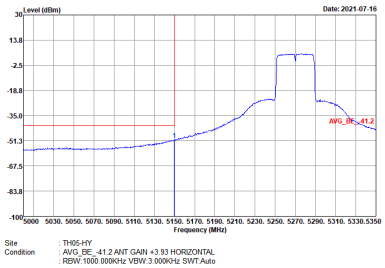	Left blank

WIFI	Band 2 5250~5350MHz Band Edge	
ANT	802.11n HT40 CH54 5270MHz - R	
0	Band Edge	Fundamental
Peak	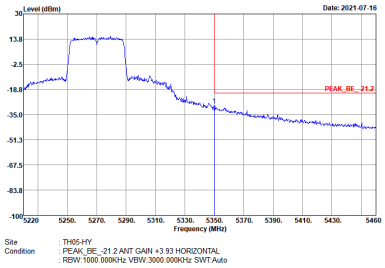	Left blank
Avg.	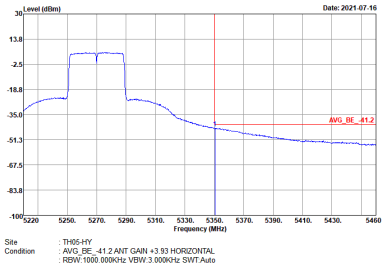	Left blank

WIFI	Band 2 5250~5350MHz Band Edge	
ANT	802.11n HT40 CH62 5310MHz - L	
0	Band Edge	Fundamental
Peak	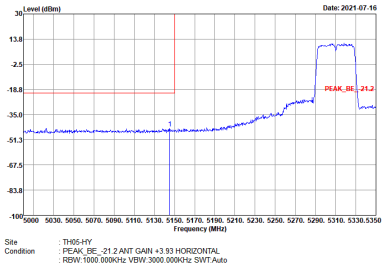	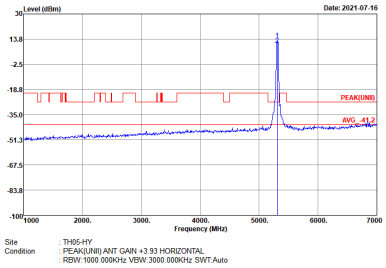
Avg.	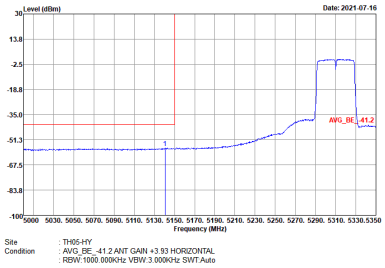	Left blank

WIFI	Band 2 5250~5350MHz Band Edge	
ANT	802.11n HT40 CH62 5310MHz - R	
0	Band Edge	Fundamental
Peak	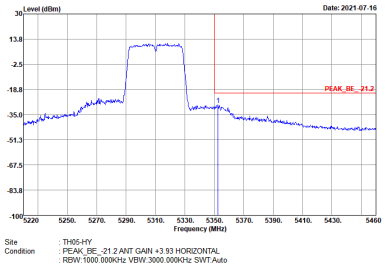	Left blank
Avg.	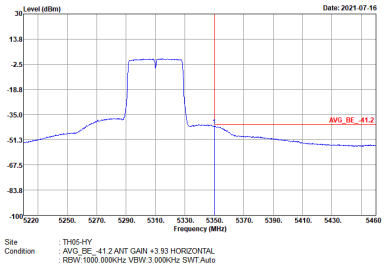	Left blank

Band 2 5250~5350MHz
WIFI 802.11ac VHT80 (Band Edge)

WIFI	Band 2 5250~5350MHz Band Edge	
ANT	802.11ac VHT80 CH58 5290MHz - L	
0	Band Edge	Fundamental
Peak	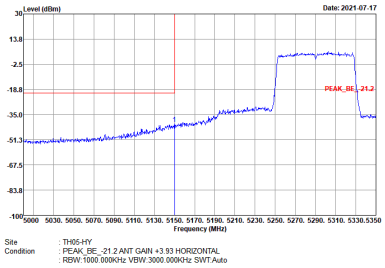	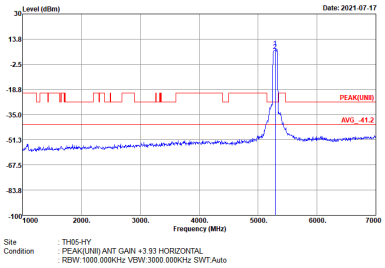
Avg.	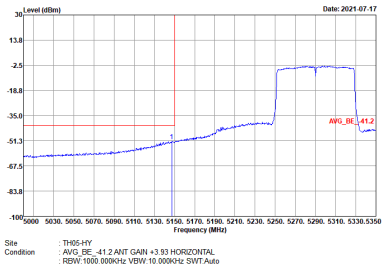	Left blank

WIFI	Band 2 5250~5350MHz Band Edge	
ANT	802.11ac VHT80 CH58 5290MHz - R	
0	Band Edge	Fundamental
Peak	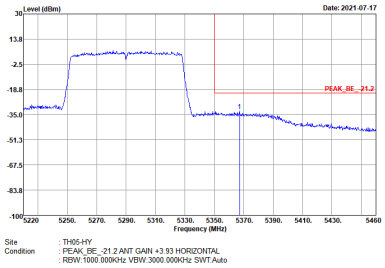	Left blank
Avg.	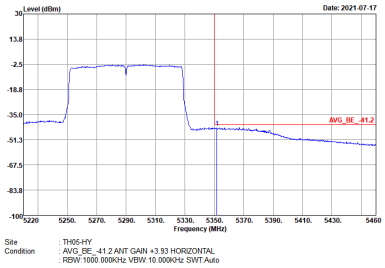	Left blank

Band 2 - 5250~5350MHz

WIFI 802.11a (Harmonic)

WIFI	Band 2 5250~5350MHz Harmonic	
ANT	802.11a	
0	CH52 5260MHz	CH60 5300MHz
Peak Avg.	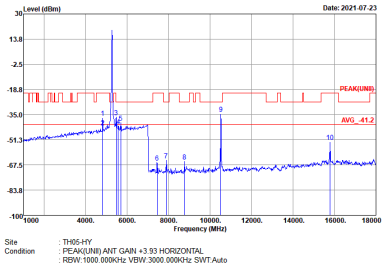	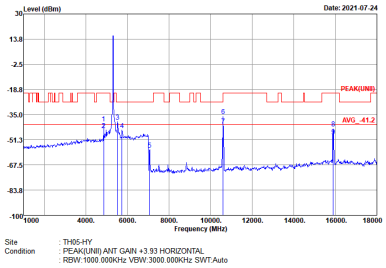

WIFI	Band 2 5250~5350MHz Harmonic	
ANT	802.11a	
0	CH64 5320MHz	-
Peak Avg.	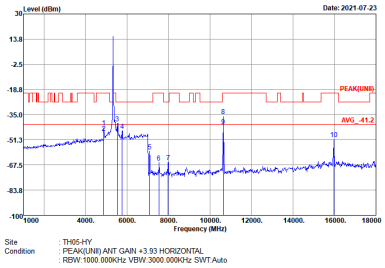	Left blank

Band 2 5250~5350MHz
WIFI 802.11n HT20 (Harmonic)

WIFI	Band 2 5250~5350MHz Harmonic	
ANT	802.11n HT20	
0	CH52 5260MHz	CH60 5300MHz
Peak Avg.	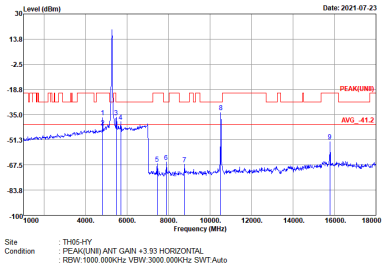	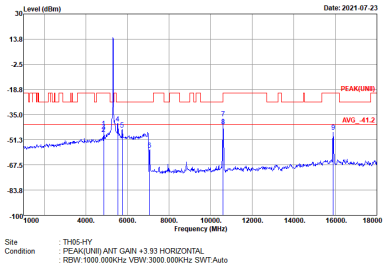

WIFI	Band 2 5250~5350MHz Harmonic	
ANT	802.11n HT20	
0	CH64 5320MHz	-
Peak Avg.	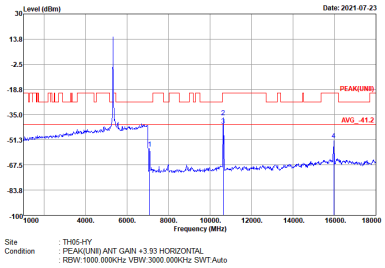	Left blank

Band 2 5250~5350MHz
WIFI 802.11n HT40 (Harmonic)

WIFI	Band 2 5250~5350MHz Harmonic	
ANT	802.11n HT40	
0	CH54 5270MHz	CH62 5310MHz
Peak Avg.	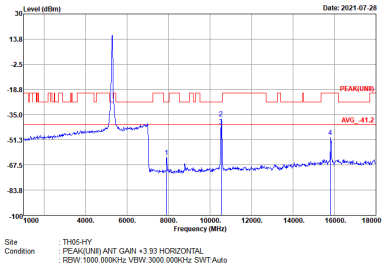	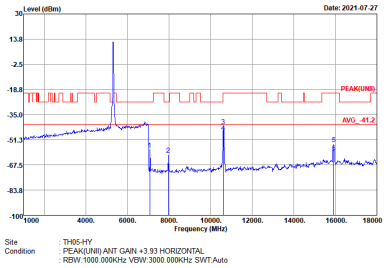

Band 2 5250~5350MHz
WIFI 802.11ac VHT80 (Harmonic)

WIFI	Band 2 5250~5350MHz Harmonic	
ANT	802.11ac VHT80	
0	CH58 5290MHz	-
Peak Avg.	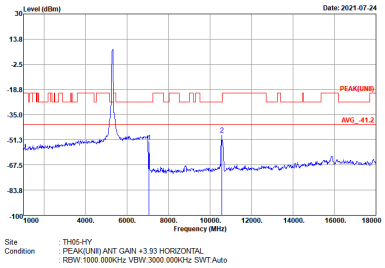	Left blank

Band 3 - 5470~5725MHz

WIFI 802.11a (Band Edge)

WIFI	Band 3 5470~5725MHz Band Edge	
ANT	802.11a CH100 5500MHz	
0	Band Edge	Fundamental
Peak	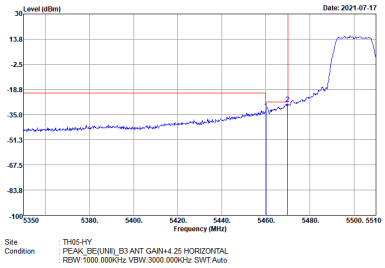	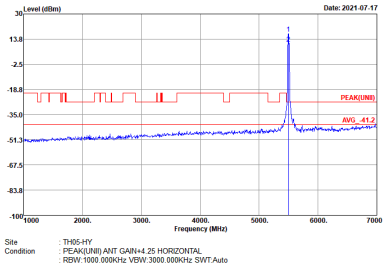
Avg.	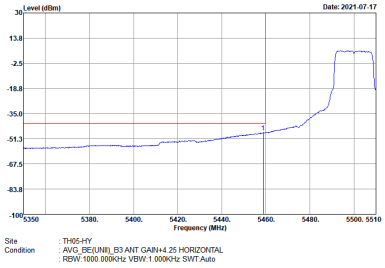	Left blank

WIFI	Band 3 5470~5725MHz Band Edge	
ANT	802.11a CH116 5580MHz - L	
0	Band Edge	Fundamental
Peak	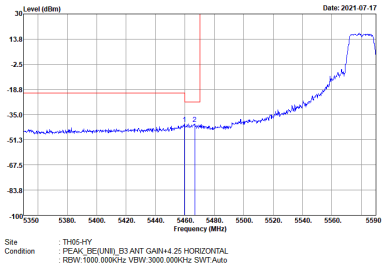	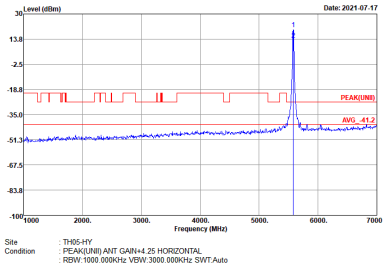
Avg.	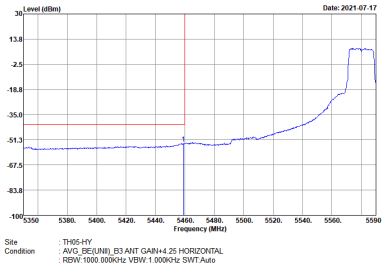	Left blank

WIFI	Band 3 5470~5725MHz Band Edge	
ANT	802.11a CH116 5580MHz - R	
0	Band Edge	Fundamental
Peak	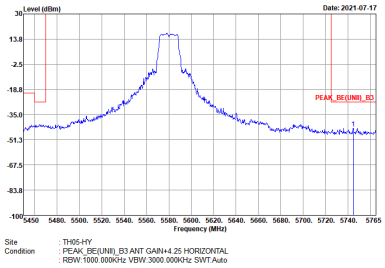	Left blank

WIFI	Band 3 5470~5725MHz Band Edge	
ANT	802.11a CH140 5700MHz	
0	Band Edge	Fundamental
Peak	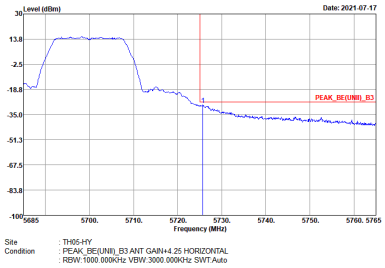	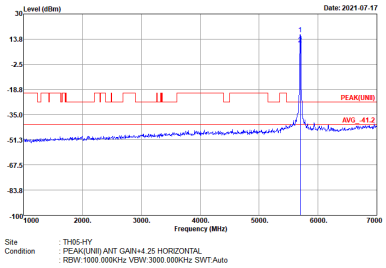

Band 3 5470~5725MHz
WIFI 802.11n HT20 (Band Edge)

WIFI	Band 3 5470~5725MHz Band Edge	
ANT	802.11n HT20 CH100 5500MHz	
0	Band Edge	Fundamental
Peak	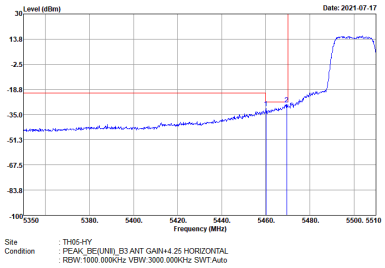	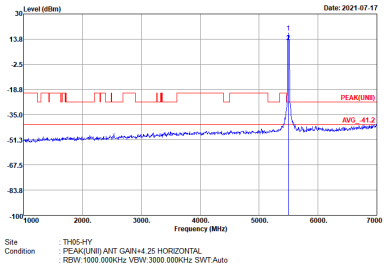
Avg.	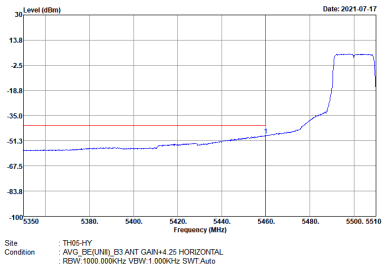	Left blank

WIFI	Band 3 5470~5725MHz Band Edge	
ANT	802.11n HT20 CH116 5580MHz - L	
0	Band Edge	Fundamental
Peak	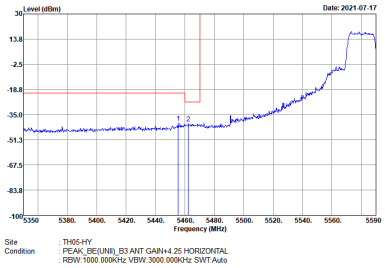	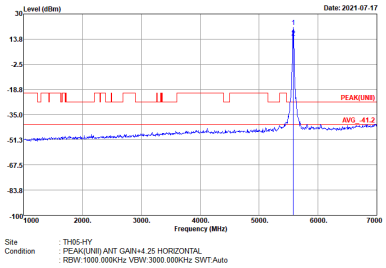
Avg.	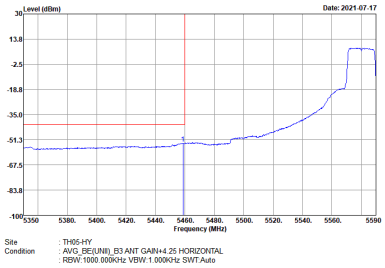	Left blank

WIFI	Band 3 5470~5725MHz Band Edge	
ANT	802.11n HT20 CH116 5580MHz - R	
0	Band Edge	Fundamental
Peak	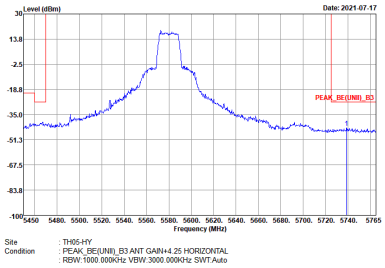	Left blank

WIFI	Band 3 5470~5725MHz Band Edge	
ANT	802.11n HT20 CH140 5700MHz	
0	Band Edge	Fundamental
Peak	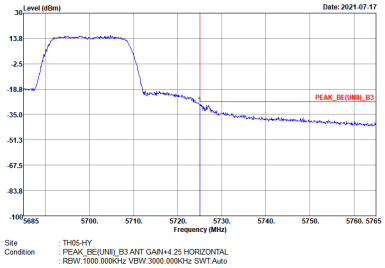	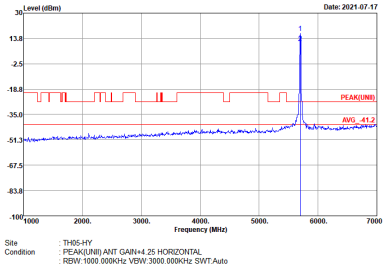

Band 3 5470~5725MHz
WIFI 802.11n HT40 (Band Edge)

WIFI	Band 3 5470~5725MHz Band Edge	
ANT	802.11n HT40 CH102 5510MHz - L	
0	Band Edge	Fundamental
Peak	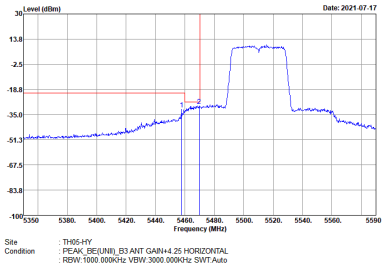	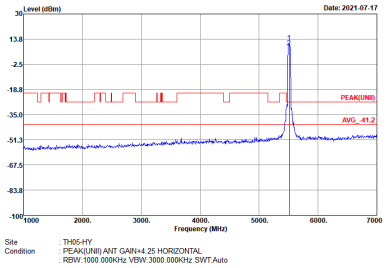
Avg.	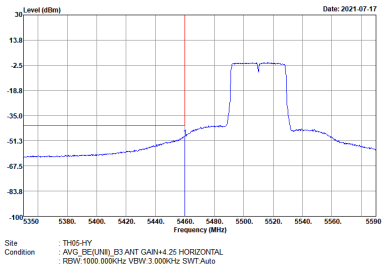	Left blank

WIFI	Band 3 5470~5725MHz Band Edge	
ANT	802.11n HT40 CH102 5510MHz - R	
0	Band Edge	Fundamental
Peak	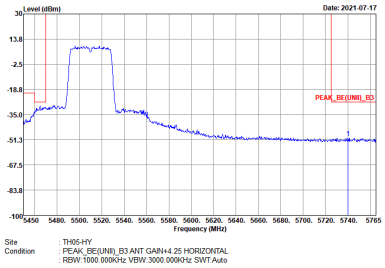	Left blank

WIFI	Band 3 5470~5725MHz Band Edge	
ANT	802.11n HT40 CH110 5550MHz - L	
0	Band Edge	Fundamental
Peak	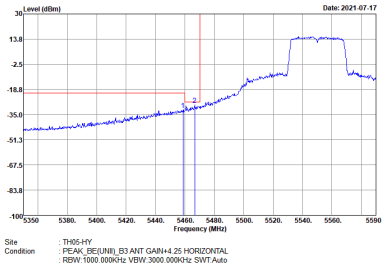	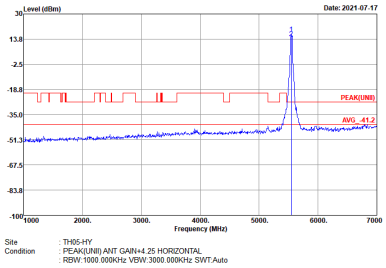
Avg.	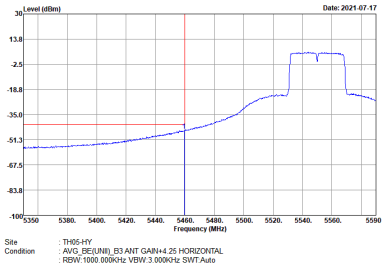	Left blank

WIFI	Band 3 5470~5725MHz Band Edge	
ANT	802.11n HT40 CH110 5550MHz - R	
0	Band Edge	Fundamental
Peak	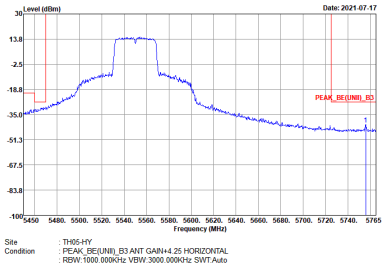	Left blank

WIFI	Band 3 5470~5725MHz Band Edge	
ANT	802.11n HT40 CH134 5670MHz - L	
0	Band Edge	Fundamental
Peak	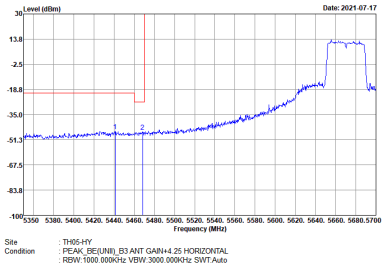	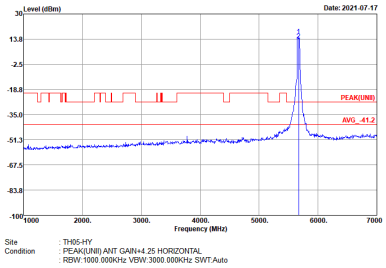
Avg.	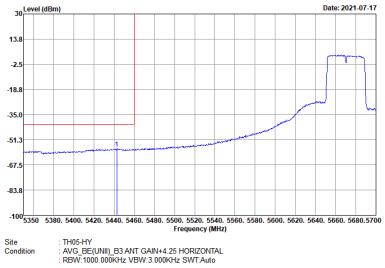	Left blank

WIFI	Band 3 5470~5725MHz Band Edge	
ANT	802.11n HT40 CH134 5670MHz - R	
0	Band Edge	Fundamental
Peak	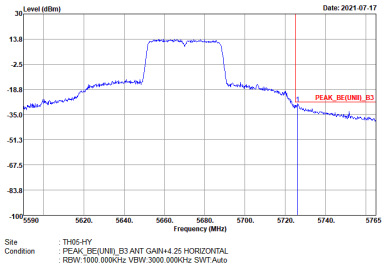	Left blank

Band 3 5470~5725MHz
WIFI 802.11ac VHT80 (Band Edge)

WIFI	Band 3 5470~5725MHz Band Edge	
ANT	802.11ac VHT80 CH106 5530MHz - L	
0	Band Edge	Fundamental
Peak	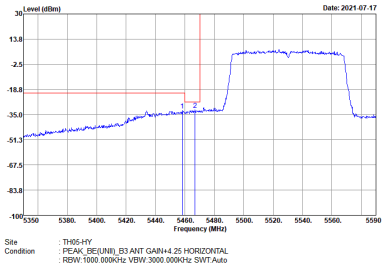	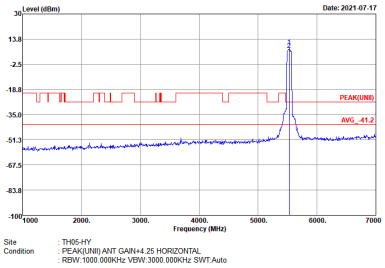
Avg.	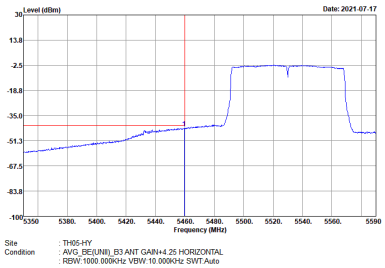	Left blank

WIFI	Band 3 5470~5725MHz Band Edge	
ANT	802.11ac VHT80 CH106 5530MHz - R	
0	Band Edge	Fundamental
Peak	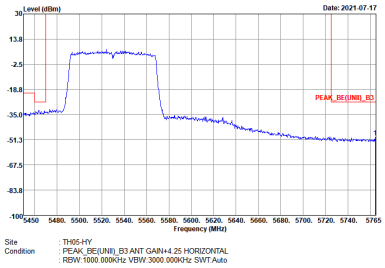	Left blank

WIFI	Band 3 5470~5725MHz Band Edge	
ANT	802.11ac VHT80 CH122 5610MHz - L	
0	Band Edge	Fundamental
Peak	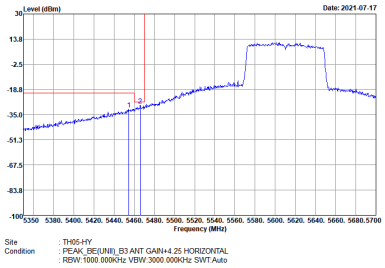	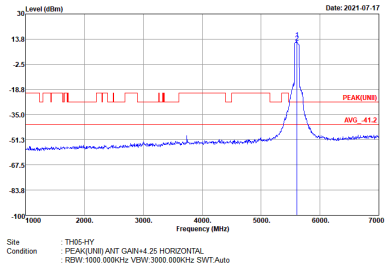
Avg.	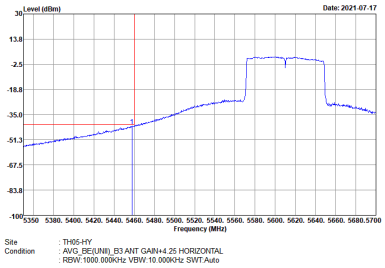	Left blank

WIFI	Band 3 5470~5725MHz Band Edge	
ANT	802.11ac VHT80 CH122 5610MHz - R	
0	Band Edge	Fundamental
Peak	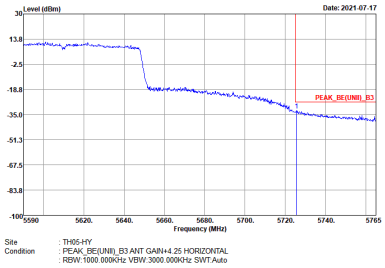	Left blank

Band 3 - 5470~5725MHz

WIFI 802.11a (Harmonic)

WIFI	Band 3 5470~5725MHz Harmonic	
ANT	802.11a	
0	CH100 5500MHz	CH116 5580MHz
Peak Avg.	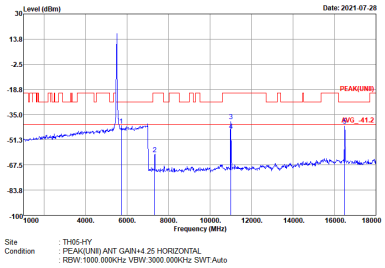	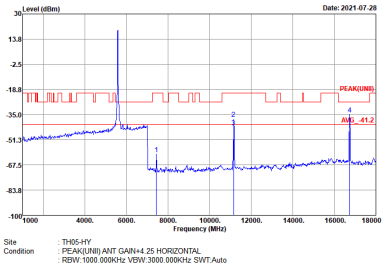

WIFI	Band 3 5470~5725MHz Harmonic	
ANT	802.11a	
0	CH140 5700MHz	
Peak Avg.	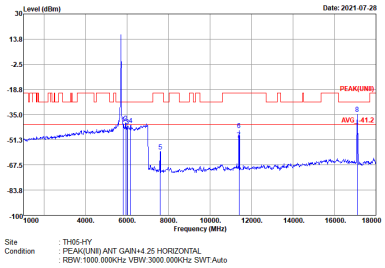	Left blank

Band 3 5470~5725MHz
WIFI 802.11n HT20 (Harmonic)

WIFI	Band 3 5470~5725MHz Harmonic	
ANT	802.11n HT20	
0	CH100 5500MHz	CH116 5580MHz
Peak Avg.	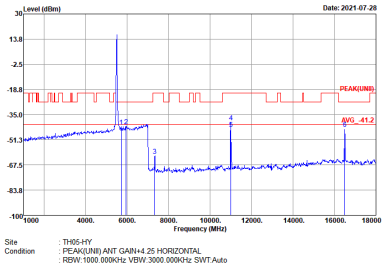	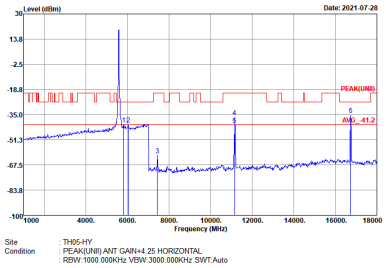

WIFI	Band 3 5470~5725MHz Harmonic	
ANT	802.11n HT20	
0	CH140 5700MHz	-
Peak Avg.	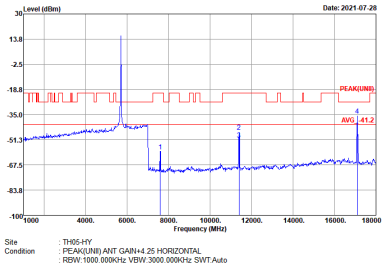	Left blank

Band 3 5470~5725MHz
WIFI 802.11n HT40 (Harmonic)

WIFI	Band 3 5470~5725MHz Harmonic	
ANT	802.11n HT40	
0	CH102 5510MHz	CH110 5550MHz
Peak Avg.	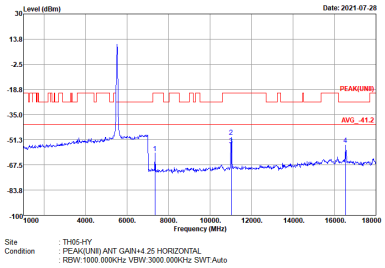	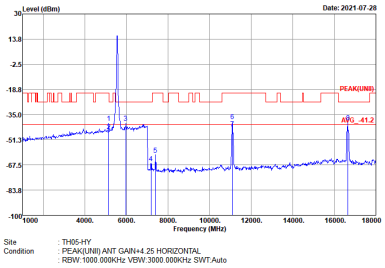

WIFI	Band 3 5470~5725MHz Harmonic	
ANT	802.11n HT40	
0	CH134 5670MHz	-
Peak Avg.	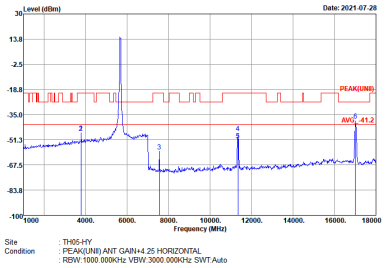	Left blank

Band 3 5470~5725MHz
WIFI 802.11ac VHT80 (Harmonic)

WIFI	Band 3 5470~5725MHz Harmonic	
ANT	802.11ac VHT80	
0	CH106 5530MHz	CH122 5610MHz
Peak Avg.	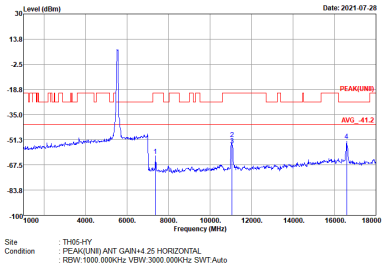	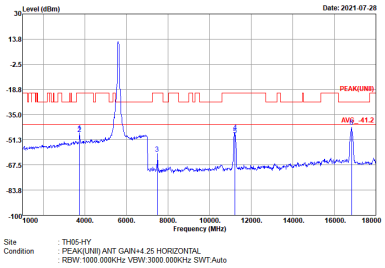

Band 3 - Straddle Channel

WIFI 802.11a (Band Edge)

WIFI	Band 3 Straddle Channel Band Edge	
ANT	802.11a CH144 5720MHz - L	
0	Band Edge	Fundamental
Peak	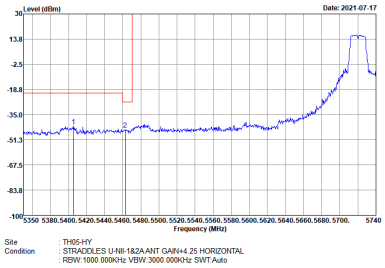	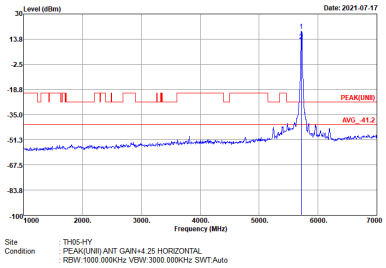
Avg.	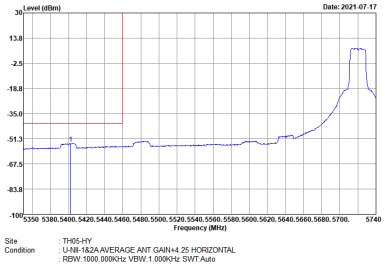	Left blank

WIFI	Band 3 Straddle Channel Band Edge	
ANT	802.11a CH144 5720MHz – R	
0	Band Edge	Fundamental
Peak	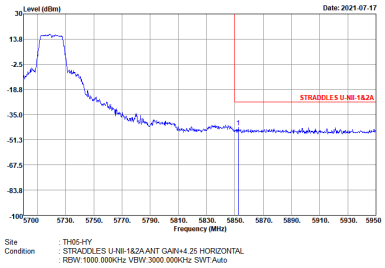	Left blank

Band 3 – Straddle Channel
WIFI 802.11n HT20 (Band Edge)

WIFI	Band 3 Straddle Channel Band Edge	
ANT	802.11n CH144 5720MHz - L	
0	Band Edge	Fundamental
Peak	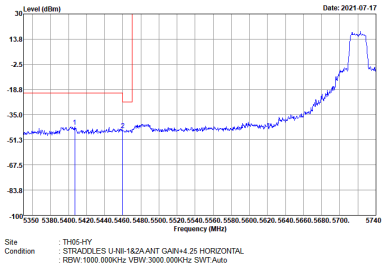	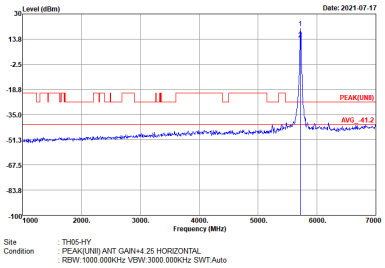
Avg.	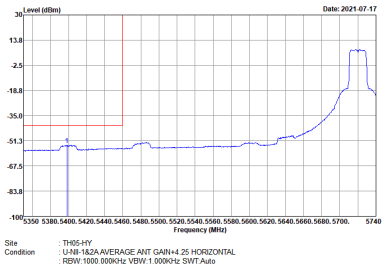	Left blank

WIFI	Band 3 Straddle Channel Band Edge	
ANT	802.11n CH144 5720MHz - R	
0	Band Edge	Fundamental
Peak	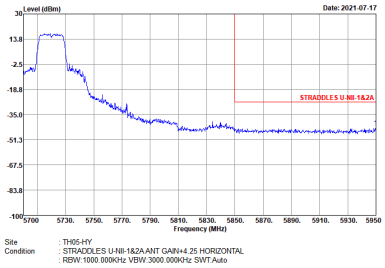	Left blank

Band 3 – Straddle Channel
WIFI 802.11n HT40 (Band Edge)

WIFI	Band 3 Straddle Channel Band Edge	
ANT	802.11n CH142 5710MHz - L	
0	Band Edge	Fundamental
Peak	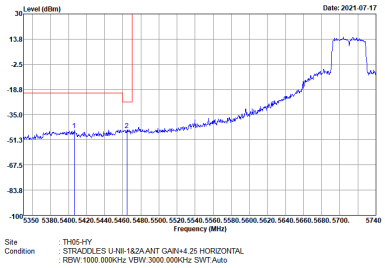	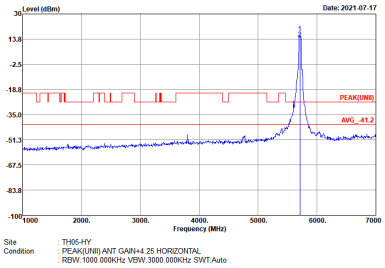
Avg.	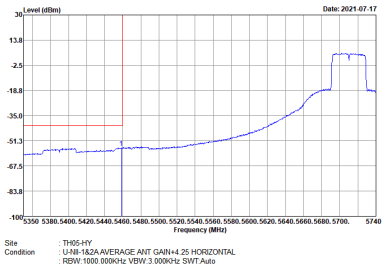	Left blank

WIFI	Band 3 Straddle Channel Band Edge	
ANT	802.11n CH142 5710MHz - R	
0	Band Edge	Fundamental
Peak	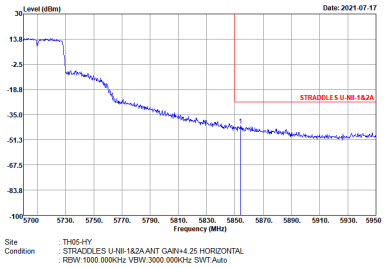	Left blank

Band 3 – Straddle Channel
WIFI 802.11ac VHT80 (Band Edge)

WIFI	Band 3 Straddle Channel Band Edge	
ANT	802.11ac VHT80 CH138 5690MHz - L	
0	Band Edge	Fundamental
Peak	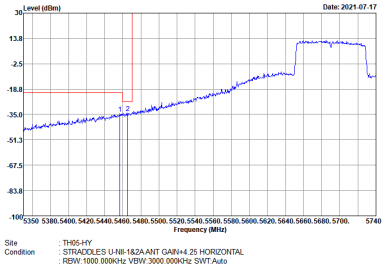	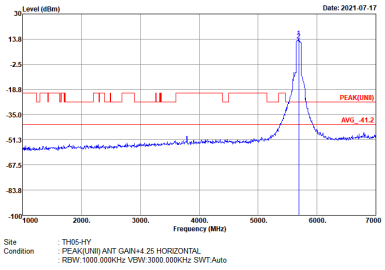
Avg.	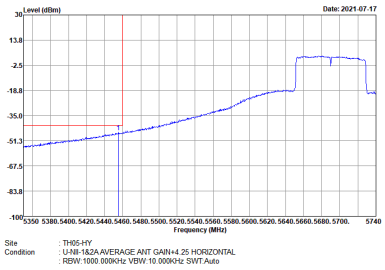	Left blank

WIFI	Band 3 Straddle Channel Band Edge	
ANT	802.11ac VHT80 CH138 5690MHz - R	
0	Band Edge	Fundamental
Peak	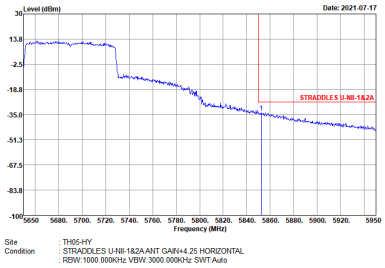	Left blank

Band 3 - Straddle Channel

WIFI 802.11a (Harmonic)

WIFI	Band 3 Straddle Channel Harmonic	
ANT	802.11a	
0	CH144 5720MHz	-
Peak Avg.	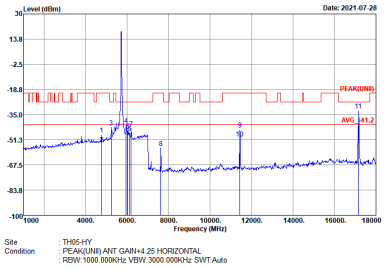	Left blank

Band 3 – Straddle Channel
WIFI 802.11n HT20 (Harmonic)

WIFI	Band 3 Straddle Channel Harmonic	
ANT	802.11n HT20	
0	CH144 5720MHz	-
Peak Avg.	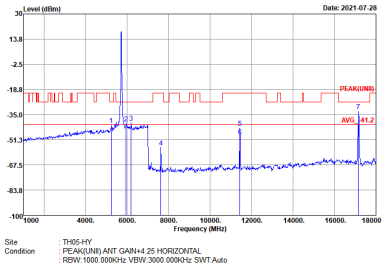	Left blank

Band 3 – Straddle Channel
WIFI 802.11n HT40 (Harmonic)

WIFI	Band 3 Straddle Channel Harmonic	
ANT	802.11n HT40	
0	CH142 5710MHz	-
Peak Avg.	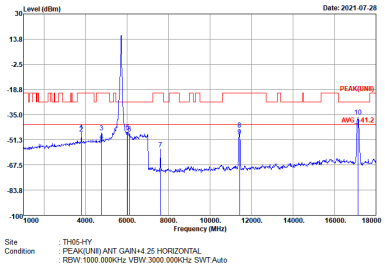	Left blank

Band 3 – Straddle Channel
WIFI 802.11ac VHT80 (Harmonic)

WIFI	Band 3 Straddle Channel Harmonic	
ANT	802.11ac VHT80	
0	CH138 5690MHz	-
Peak Avg.	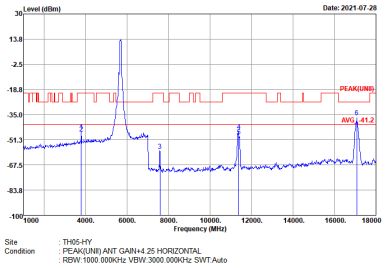	Left blank

Emission above 18GHz

5GHz WIFI 802.11n HT20 (SHF)

WIFI	5GHz WIFI	
ANT	802.11n HT20 Super High Frequency (SHF)	
0	-	-
Peak	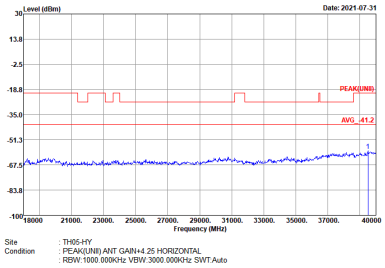	Left blank

Emission below 1GHz

5GHz WIFI 802.11n HT20 (LF)

WIFI	5GHz WIFI	
ANT	802.11n HT20 LF	
0	-	-
QP / Peak	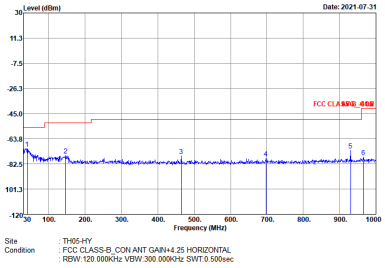	Left blank

Band 2 - 5250~5350MHz

WIFI 802.11a (Band Edge)

WIFI	Band 2 5250~5350MHz Band Edge	
ANT	802.11a CH52 5260MHz - L	
1	Band Edge	Fundamental
Peak	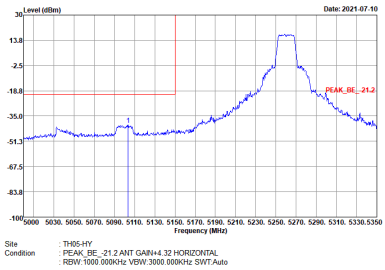	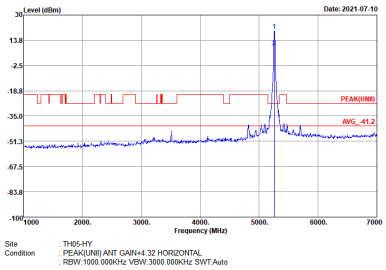
Avg.	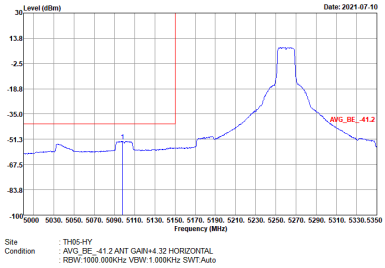	Left blank

WIFI	Band 2 5250~5350MHz Band Edge	
ANT	802.11a CH52 5260MHz - R	
1	Band Edge	Fundamental
Peak	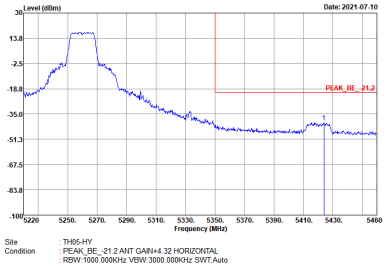	Left blank
Avg.	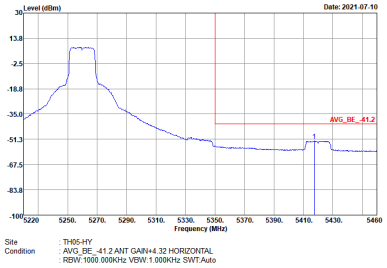	Left blank

WIFI	Band 2 5250~5350MHz Band Edge	
ANT	802.11a CH60 5300MHz - L	
1	Band Edge	Fundamental
Peak	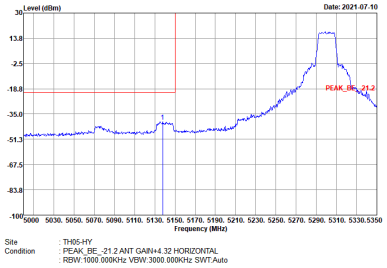	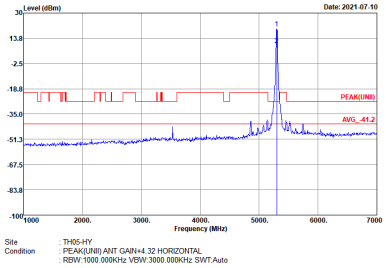
Avg.	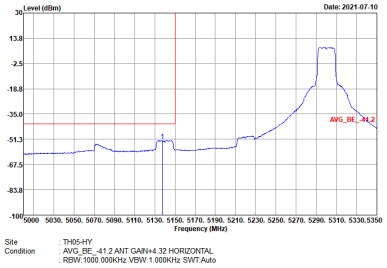	Left blank

WIFI	Band 2 5250~5350MHz Band Edge	
ANT	802.11a CH60 5300MHz - R	
1	Band Edge	Fundamental
Peak	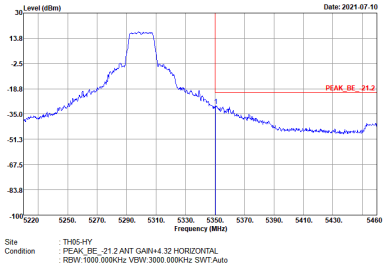	Left blank
Avg.	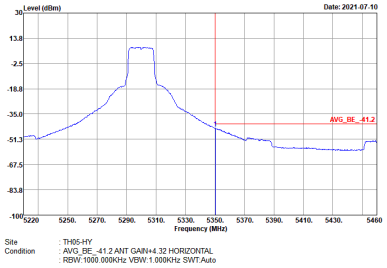	Left blank

WIFI	Band 2 5250~5350MHz Band Edge	
ANT	802.11a CH64 5320MHz - L	
1	Band Edge	Fundamental
Peak	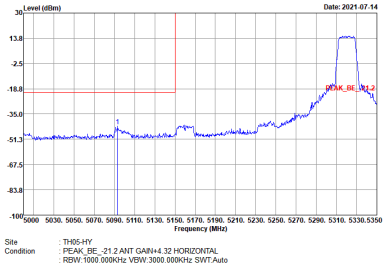	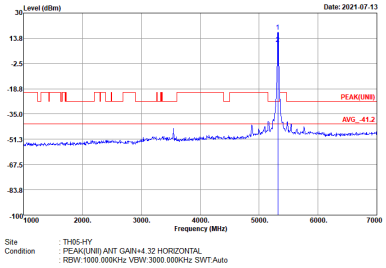
Avg.	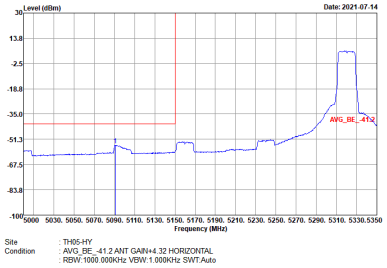	Left blank

WIFI	Band 2 5250~5350MHz Band Edge	
ANT	802.11a CH64 5320MHz - R	
1	Band Edge	Fundamental
Peak	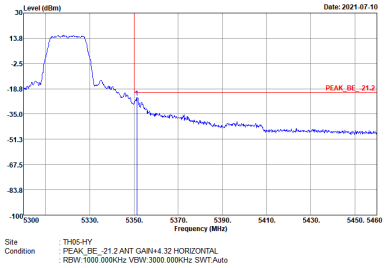	Left blank
Avg.	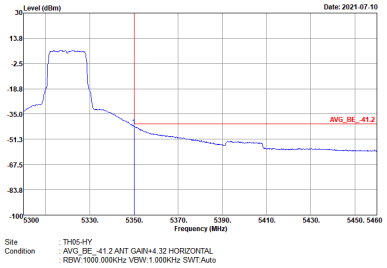	Left blank

Band 2 5250~5350MHz
WIFI 802.11n HT20 (Band Edge)

WIFI	Band 2 5250~5350MHz Band Edge	
ANT	802.11n HT20 CH52 5260MHz - L	
1	Band Edge	Fundamental
Peak	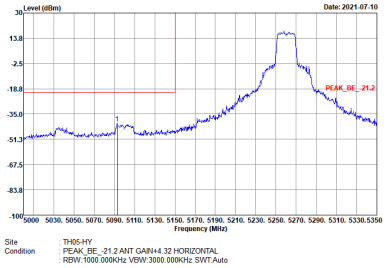	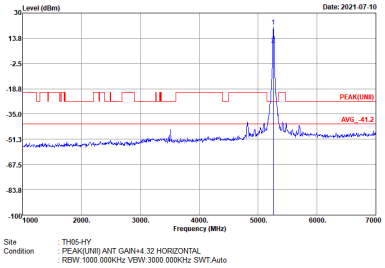
Avg.	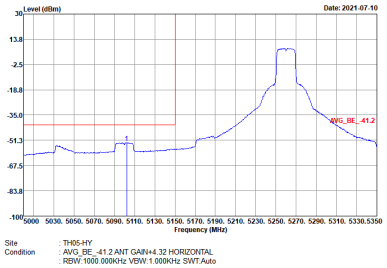	Left blank

WIFI	Band 2 5250~5350MHz Band Edge	
ANT	802.11n HT20 CH52 5260MHz - R	
1	Band Edge	Fundamental
Peak	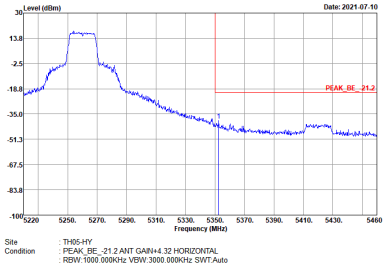	Left blank
Avg.	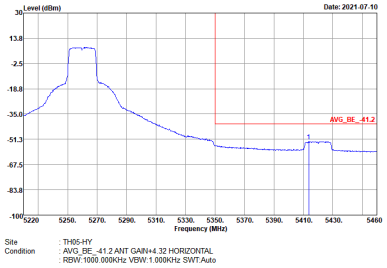	Left blank

WIFI	Band 2 5250~5350MHz Band Edge	
ANT	802.11n HT20 CH60 5300MHz - L	
1	Band Edge	Fundamental
Peak	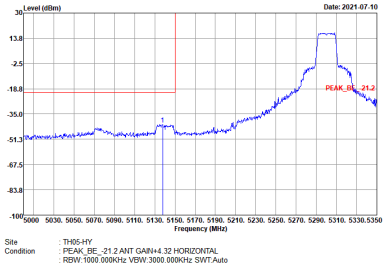	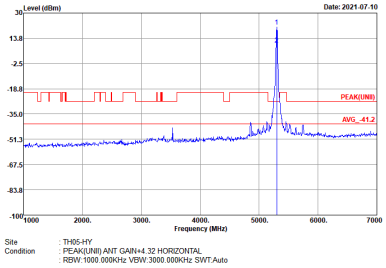
Avg.	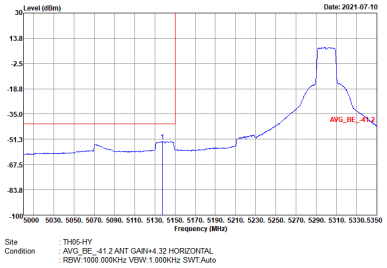	Left blank

WIFI	Band 2 5250~5350MHz Band Edge	
ANT	802.11n HT20 CH60 5300MHz - R	
1	Band Edge	Vertical
Peak	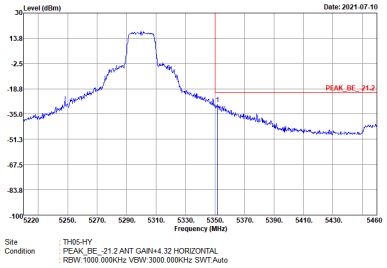	Left blank
Avg.	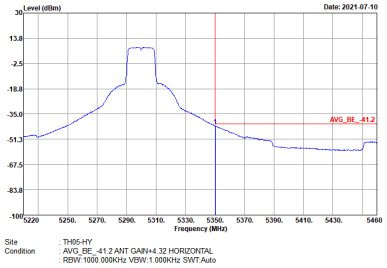	Left blank

WIFI	Band 2 5250~5350MHz Band Edge	
ANT	802.11n HT20 CH64 5320MHz - L	
1	Band Edge	Fundamental
Peak	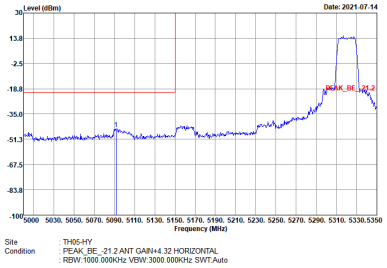	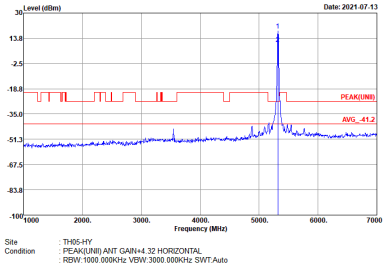
Avg.	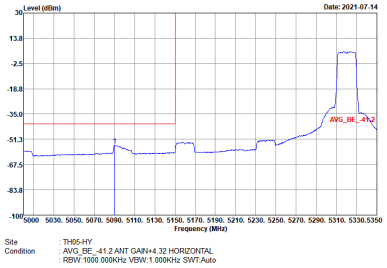	Left blank

WIFI	Band 2 5250~5350MHz Band Edge	
ANT	802.11n HT20 CH64 5320MHz - R	
1	Band Edge	Fundamental
Peak	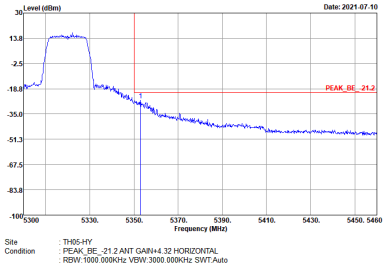	Left blank
Avg.	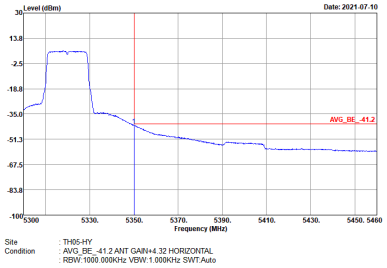	Left blank

Band 2 5250~5350MHz
WIFI 802.11n HT40 (Band Edge)

WIFI	Band 2 5250~5350MHz Band Edge	
ANT	802.11n HT40 CH54 5270MHz - L	
1	Band Edge	Fundamental
Peak	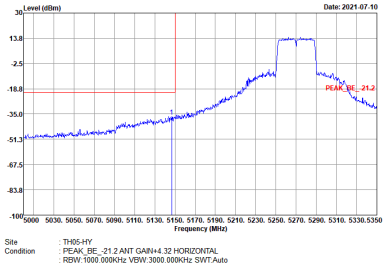	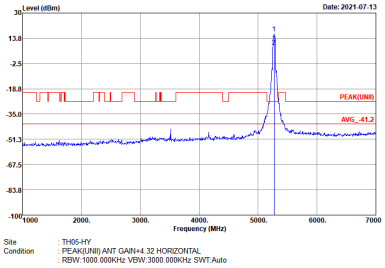
Avg.	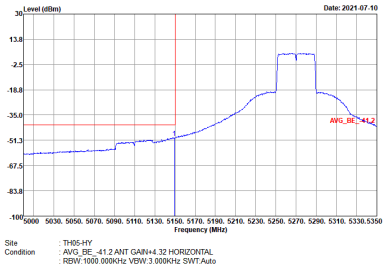	Left blank

WIFI	Band 2 5250~5350MHz Band Edge	
ANT	802.11n HT40 CH54 5270MHz - R	
1	Band Edge	Fundamental
Peak	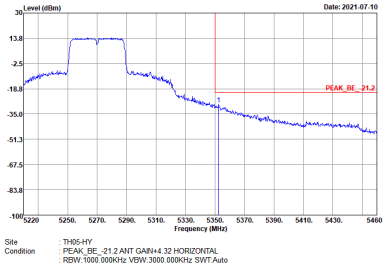	Left blank
Avg.	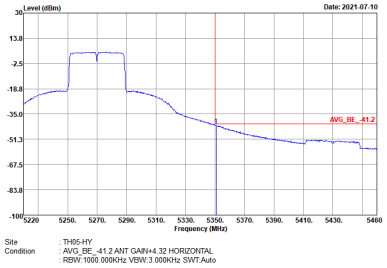	Left blank

WIFI	Band 2 5250~5350MHz Band Edge	
ANT	802.11n HT40 CH62 5310MHz - L	
1	Band Edge	Fundamental
Peak	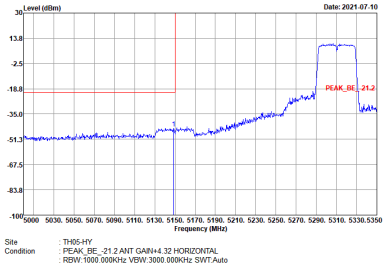	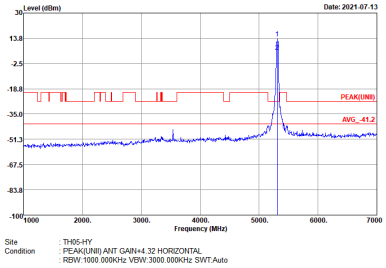
Avg.	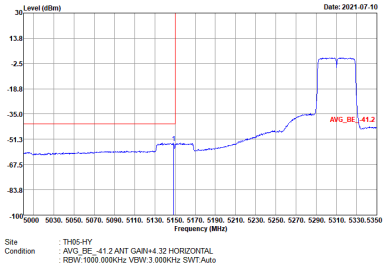	Left blank

WIFI	Band 2 5250~5350MHz Band Edge	
ANT	802.11n HT40 CH62 5310MHz - R	
1	Band Edge	Fundamental
Peak	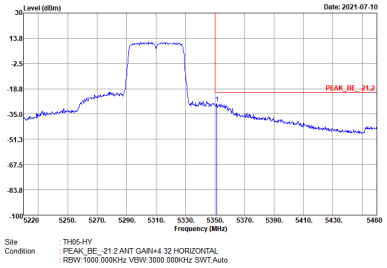	Left blank
Avg.	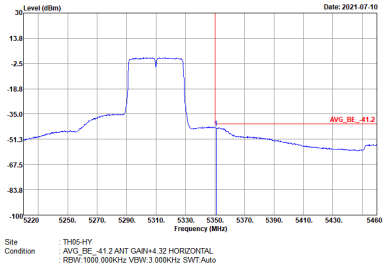	Left blank

Band 2 5250~5350MHz
WIFI 802.11ac VHT80 (Band Edge)

WIFI	Band 2 5250~5350MHz Band Edge	
ANT	802.11ac VHT80 CH58 5290MHz - L	
1	Horizontal	Fundamental
Peak	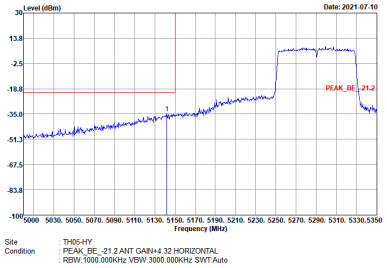	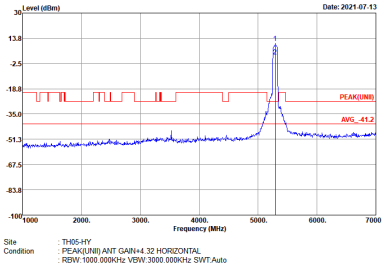
Avg.	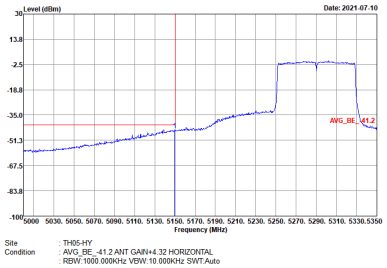	Left blank

WIFI	Band 2 5250~5350MHz Band Edge	
ANT	802.11ac VHT80 CH58 5290MHz - R	
1	Horizontal	Fundamental
Peak	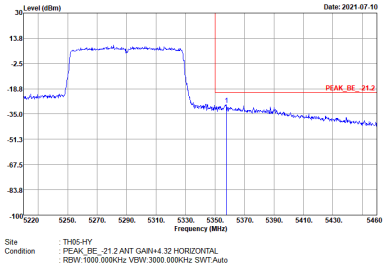	Left blank
Avg.	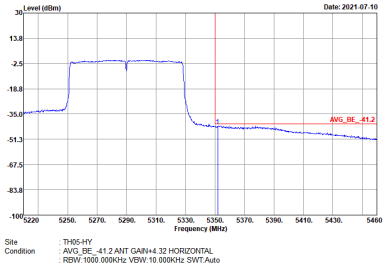	Left blank

Band 2 - 5250~5350MHz

WIFI 802.11a (Harmonic)

WIFI	Band 2 5250~5350MHz Harmonic	
ANT	802.11a	
1	CH52 5260MHz	CH60 5300MHz
Peak Avg.	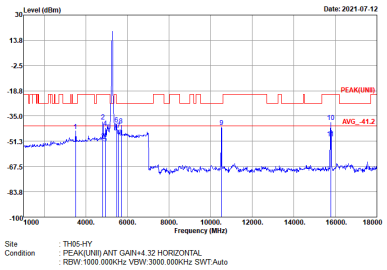	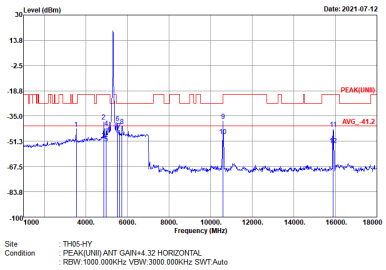

WIFI	Band 2 5250~5350MHz Harmonic	
ANT	802.11a	
1	CH64 5320MHz	-
Peak Avg.	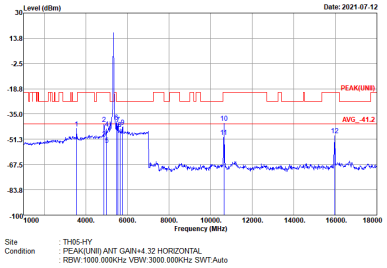	Left blank

Band 2 5250~5350MHz
WIFI 802.11n HT20 (Harmonic)

WIFI	Band 2 5250~5350MHz Harmonic	
ANT	802.11n HT20	
1	CH52 5260MHz	CH60 5300MHz
Peak Avg.	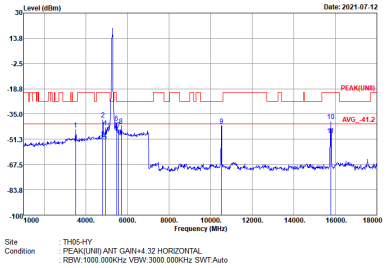	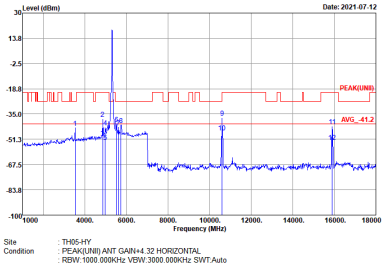

WIFI	Band 2 5250~5350MHz Harmonic	
ANT	802.11n HT20	
1	CH64 5320MHz	-
Peak Avg.	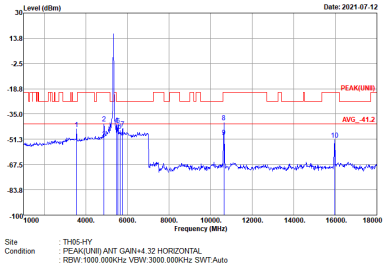	Left blank

Band 2 5250~5350MHz
WIFI 802.11n HT40 (Harmonic)

WIFI	Band 2 5250~5350MHz Harmonic	
ANT	802.11n HT40	
1	CH54 5270MHz	CH62 5310MHz
Peak Avg.	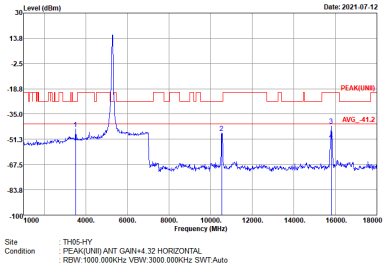	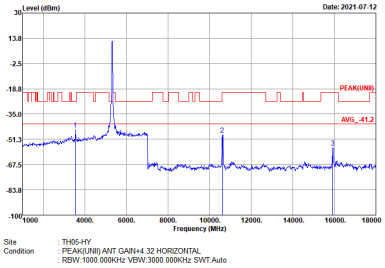

Band 2 5250~5350MHz
WIFI 802.11ac VHT80 (Harmonic)

WIFI	Band 2 5250~5350MHz Harmonic	
ANT	802.11ac VHT80	
1	CH58 5290MHz	-
Peak Avg.	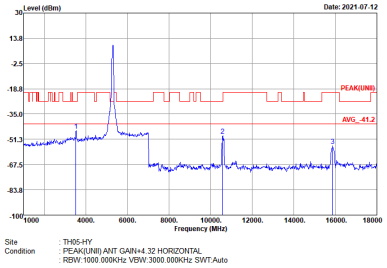	Left blank

Band 3 - 5470~5725MHz

WIFI 802.11a (Band Edge)

WIFI	Band 3 5470~5725MHz Band Edge	
ANT	802.11a CH100 5500MHz	
1	Band Edge	Fundamental
Peak	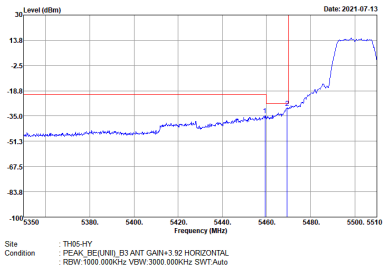	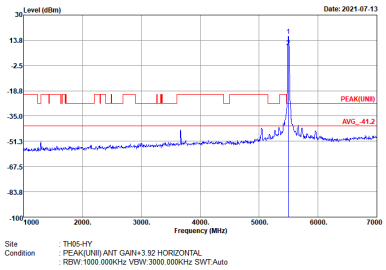
Avg.	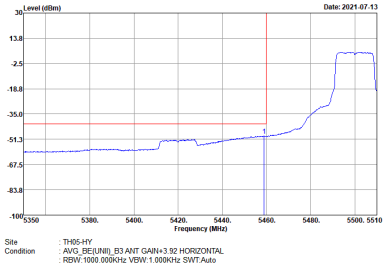	Left blank

WIFI	Band 3 5470~5725MHz Band Edge	
ANT	802.11a CH116 5580MHz - L	
1	Band Edge	Fundamental
Peak	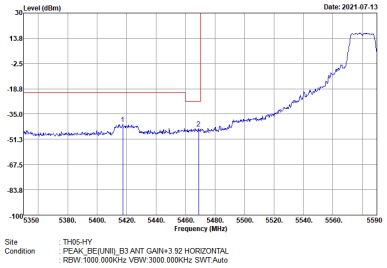	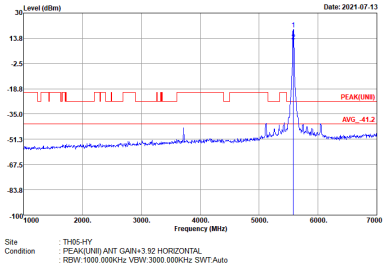
Avg.	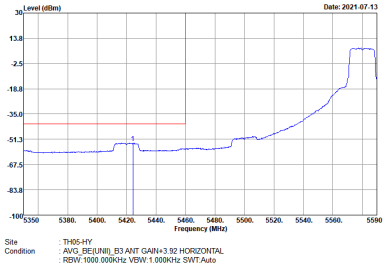	Left blank

WIFI	Band 3 5470~5725MHz Band Edge	
ANT	802.11a CH116 5580MHz - R	
1	Band Edge	Fundamental
Peak	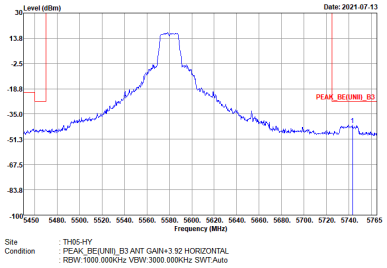	Left blank

WIFI	Band 3 5470~5725MHz Band Edge	
ANT	802.11a CH140 5700MHz - L	
1	Band Edge	Fundamental
Peak	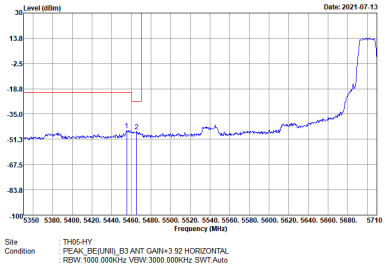	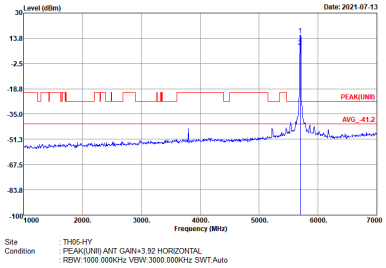
Avg.	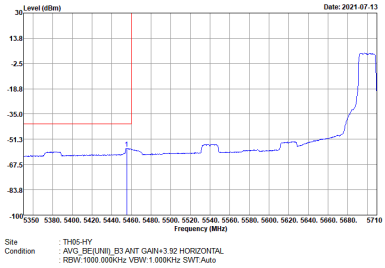	Left blank

WIFI	Band 3 5470~5725MHz Band Edge	
ANT	802.11a CH140 5700MHz - R	
1	Band Edge	Fundamental
Peak	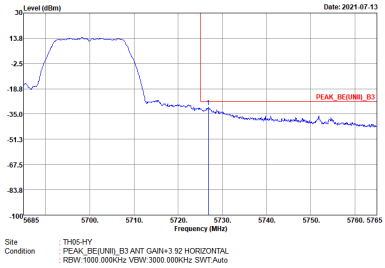	Left blank

Band 3 5470~5725MHz
WIFI 802.11n HT20 (Band Edge)

WIFI	Band 3 5470~5725MHz Band Edge	
ANT	802.11n HT20 CH100 5500MHz	
1	Band Edge	Fundamental
Peak	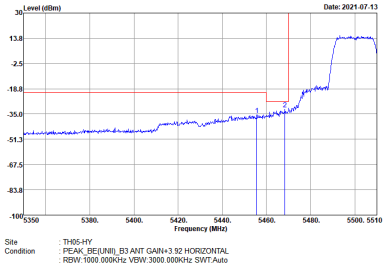	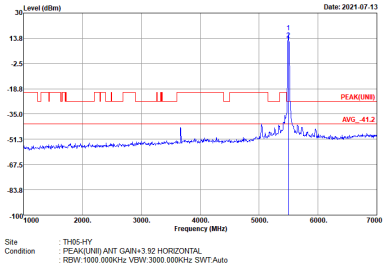
Avg.	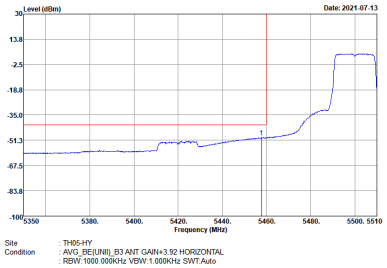	Left blank

WIFI	Band 3 5470~5725MHz Band Edge	
ANT	802.11n HT20 CH116 5580MHz - L	
1	Band Edge	Fundamental
Peak	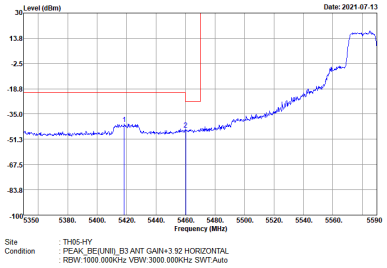	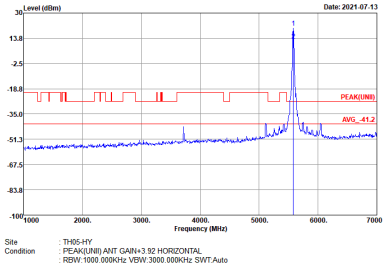
Avg.	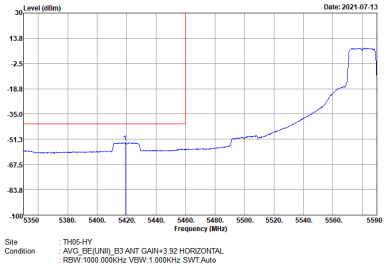	Left blank

WIFI	Band 3 5470~5725MHz Band Edge	
ANT	802.11n HT20 CH116 5580MHz - R	
1	Band Edge	Fundamental
Peak	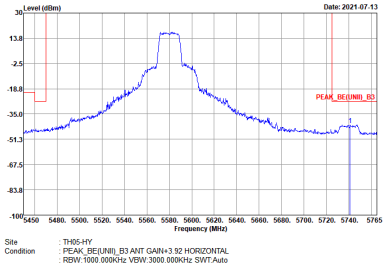	Left blank

WIFI	Band 3 5470~5725MHz Band Edge	
ANT	802.11n HT20 CH140 5700MHz - L	
1	Band Edge	Fundamental
Peak	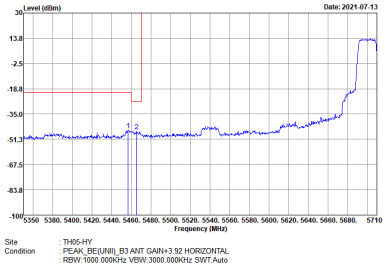	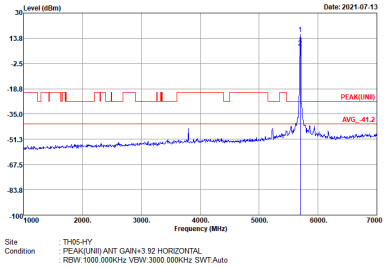
Avg.	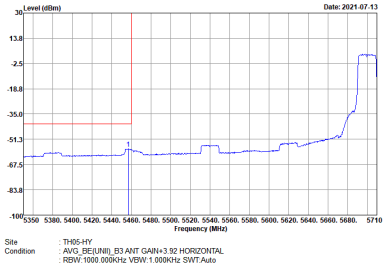	Left blank

WIFI	Band 3 5470~5725MHz Band Edge	
ANT	802.11n HT20 CH140 5700MHz - R	
1	Band Edge	Fundamental
Peak	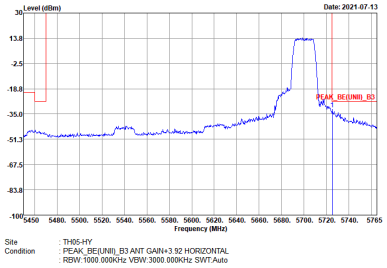	Left blank

Band 3 5470~5725MHz
WIFI 802.11n HT40 (Band Edge)

WIFI	Band 3 5470~5725MHz Band Edge	
ANT	802.11n HT40 CH102 5510MHz - L	
1	Band Edge	Fundamental
Peak	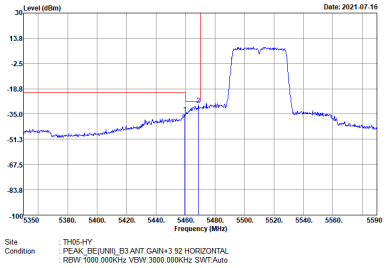	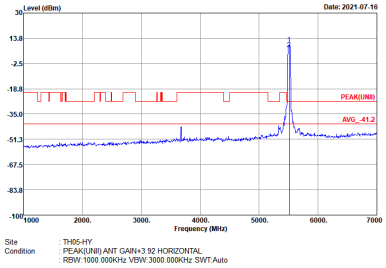
Avg.	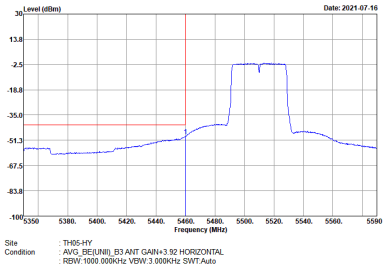	Left blank

WIFI	Band 3 5470~5725MHz Band Edge	
ANT	802.11n HT40 CH102 5510MHz - R	
1	Band Edge	Fundamental
Peak	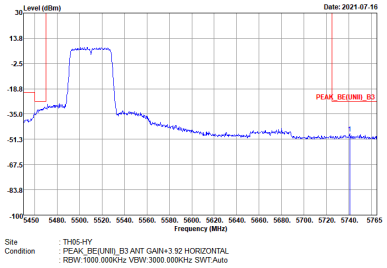	Left blank

WIFI	Band 3 5470~5725MHz Band Edge	
ANT	802.11n HT40 CH110 5550MHz - L	
1	Band Edge	Fundamental
Peak	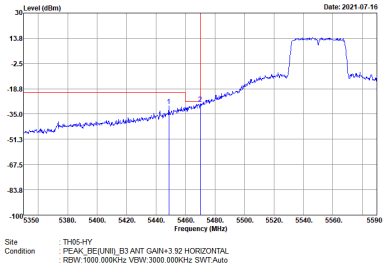	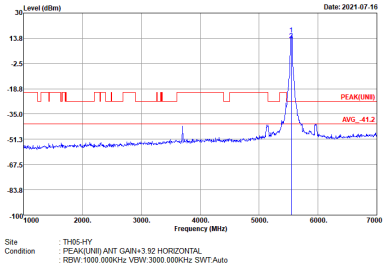
Avg.	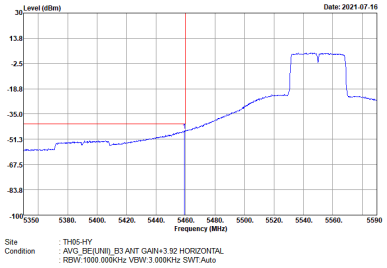	Left blank

WIFI	Band 3 5470~5725MHz Band Edge	
ANT	802.11n HT40 CH110 5550MHz - R	
1	Band Edge	Fundamental
Peak	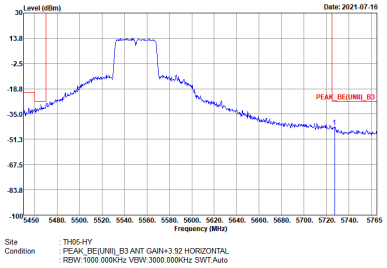	Left blank

WIFI	Band 3 5470~5725MHz Band Edge	
ANT	802.11n HT40 CH134 5670MHz - L	
1	Band Edge	Fundamental
Peak	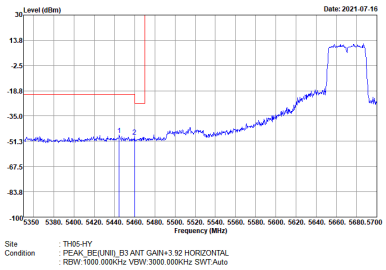	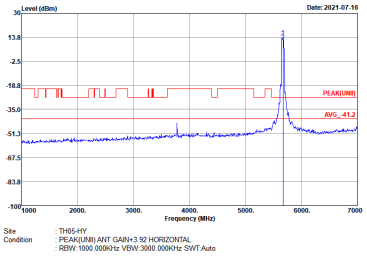
Avg.	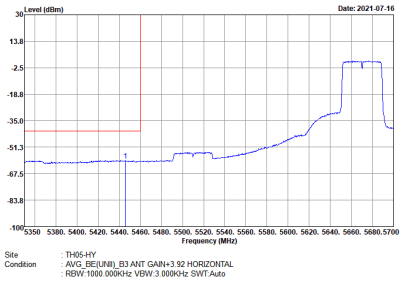	Left blank

WIFI	Band 3 5470~5725MHz Band Edge	
ANT	802.11n HT40 CH134 5670MHz - R	
1	Band Edge	Fundamental
Peak	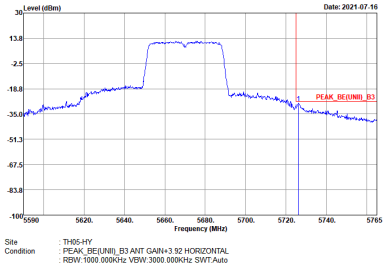	Left blank

Band 3 5470~5725MHz
WIFI 802.11ac VHT80 (Band Edge)

WIFI	Band 3 5470~5725MHz Band Edge	
ANT	802.11ac VHT80 CH106 5530MHz - L	
1	Band Edge	Fundamental
Peak	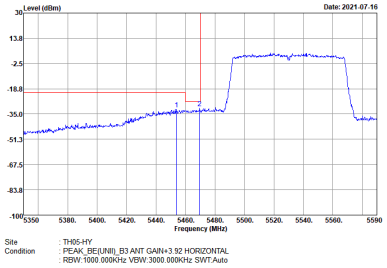	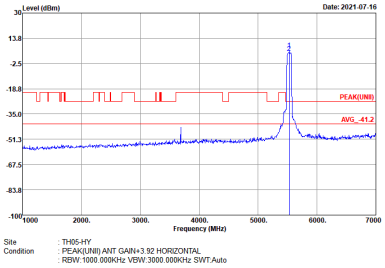
Avg.	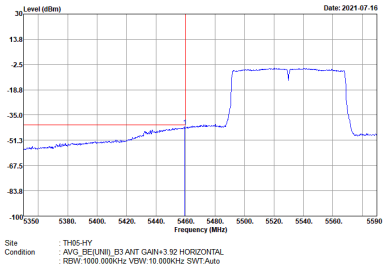	Left blank

WIFI	Band 3 5470~5725MHz Band Edge	
ANT	802.11ac VHT80 CH106 5530MHz - R	
1	Band Edge	Fundamental
Peak	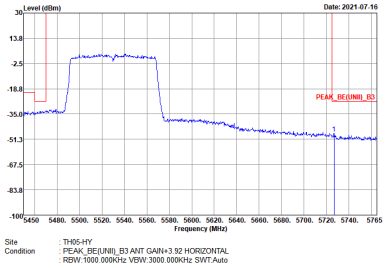	Left blank

WIFI	Band 3 5470~5725MHz Band Edge	
ANT	802.11ac VHT80 CH122 5610MHz - L	
1	Band Edge	Fundamental
Peak	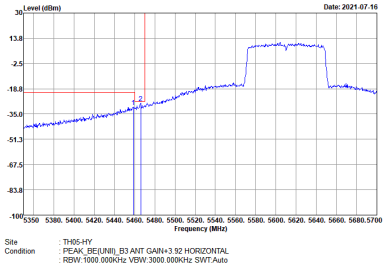	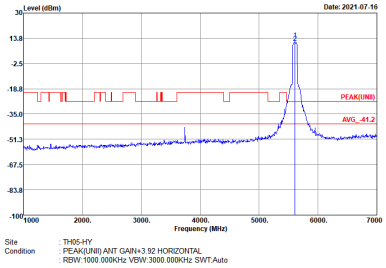
Avg.	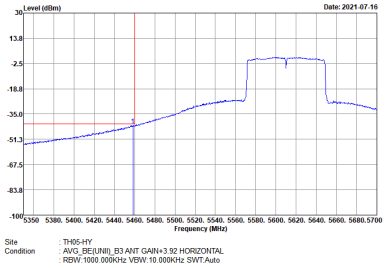	Left blank

WIFI	Band 3 5470~5725MHz Band Edge	
ANT	802.11ac VHT80 CH122 5610MHz - R	
1	Band Edge	Fundamental
Peak	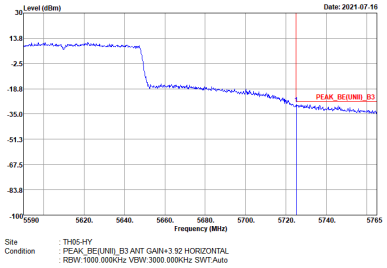	Left blank

Band 3 - 5470~5725MHz

WIFI 802.11a (Harmonic)

WIFI	Band 3 5470~5725MHz Harmonic	
ANT	802.11a	
1	CH100 5500MHz	CH116 5580MHz
Peak Avg.	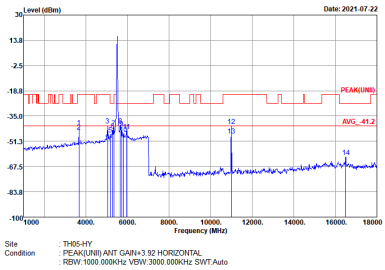	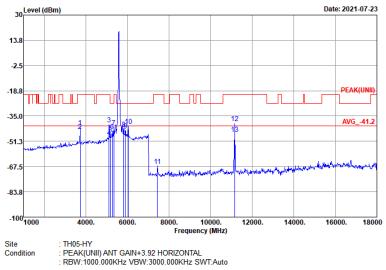

WIFI	Band 3 5470~5725MHz Harmonic	
ANT	802.11a	
1	CH140 5700MHz	-
Peak Avg.	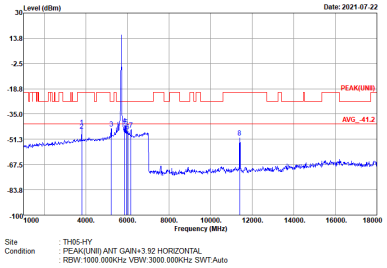	Left blank

Band 3 5470~5725MHz
WIFI 802.11n HT20 (Harmonic)

WIFI	Band 3 5470~5725MHz Harmonic	
ANT	802.11n HT20	
1	CH100 5500MHz	CH116 5580MHz
Peak Avg.	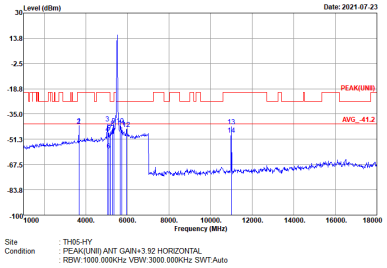	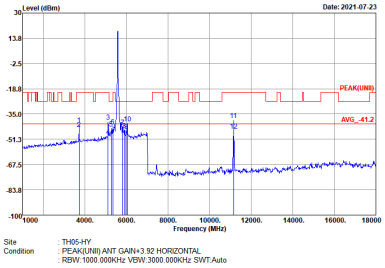

WIFI	Band 3 5470~5725MHz Harmonic	
ANT	802.11n HT20	
1	Horizontal	-
Peak Avg.	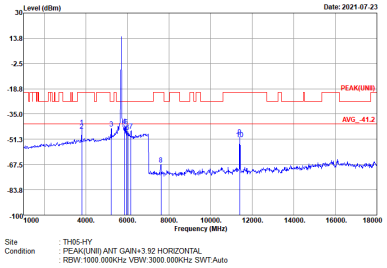	Left blank

Band 3 5470~5725MHz
WIFI 802.11n HT40 (Harmonic)

WIFI	Band 3 5470~5725MHz Harmonic	
ANT	802.11n HT40	
1	CH102 5510MHz	CH110 5550MHz
Peak Avg.	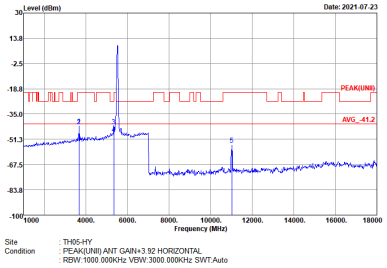	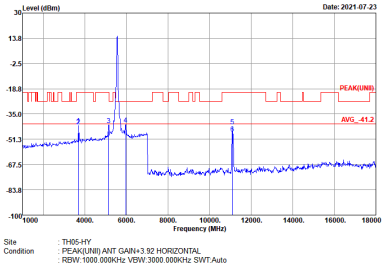

WIFI	Band 3 5470~5725MHz Harmonic	
ANT	802.11n HT40	
1	CH134 5670MHz	-
Peak Avg.	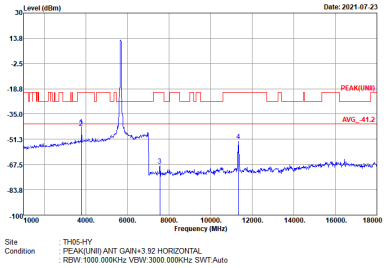	Left blank

Band 3 5470~5725MHz
WIFI 802.11ac VHT80 (Harmonic)

WIFI	Band 3 5470~5725MHz Harmonic	
ANT	802.11ac VHT80	
1	CH106 5530MHz	CH122 5610MHz
Peak Avg.	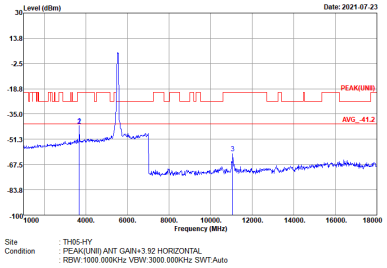	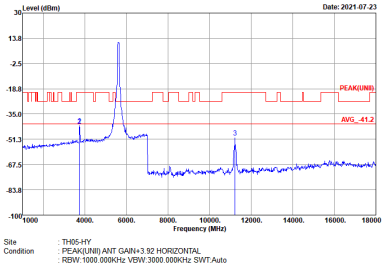

Band 3 - Straddle Channel

WIFI 802.11a (Band Edge)

WIFI	Band 3 Straddle Channel Band Edge	
ANT	802.11a CH144 5720MHz - L	
1	Band Edge	Fundamental
Peak	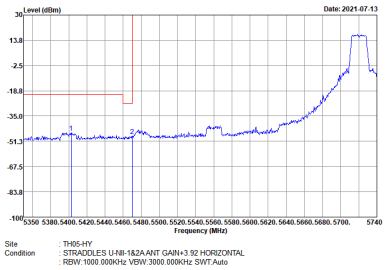	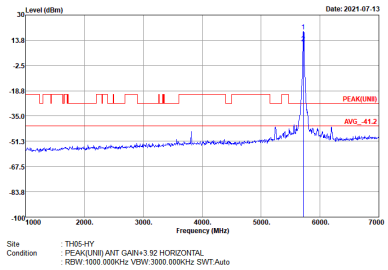
Avg.	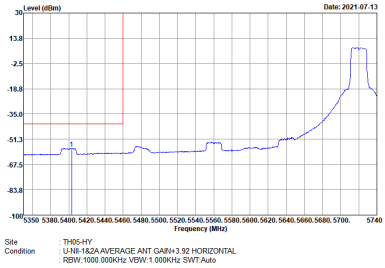	Left blank

WIFI	Band 3 Straddle Channel Band Edge	
ANT	802.11a CH144 5720MHz – R	
1	Band Edge	Fundamental
Peak	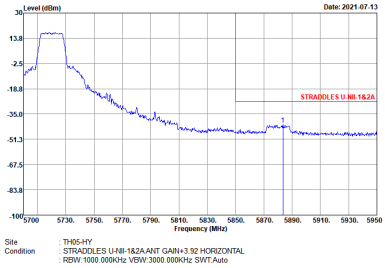	Left blank

Band 3 – Straddle Channel
WIFI 802.11n HT20 (Band Edge)

WIFI	Band 3 Straddle Channel Band Edge	
ANT	802.11n CH144 5720MHz - L	
1	Band Edge	Fundamental
Peak	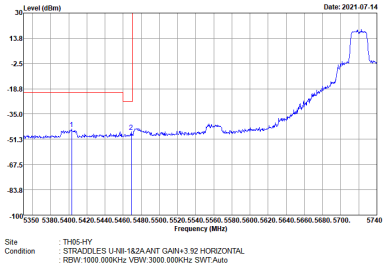	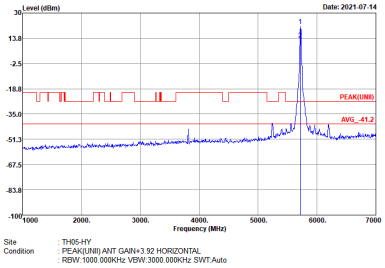
Avg.	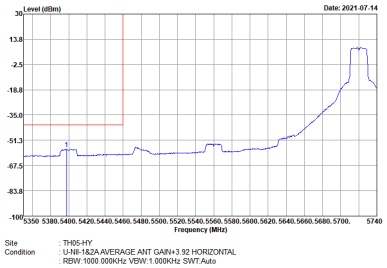	Left blank

WIFI	Band 3 Straddle Channel Band Edge	
ANT	802.11n CH144 5720MHz - R	
1	Band Edge	Fundamental
Peak	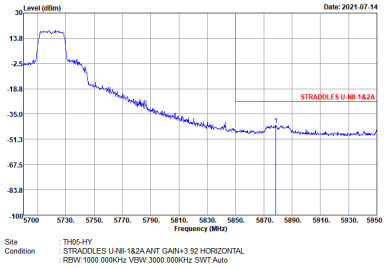	Left blank

Band 3 – Straddle Channel
WIFI 802.11n HT40 (Band Edge)

WIFI	Band 3 Straddle Channel Band Edge	
ANT	802.11n CH142 5710MHz - L	
1	Band Edge	Fundamental
Peak	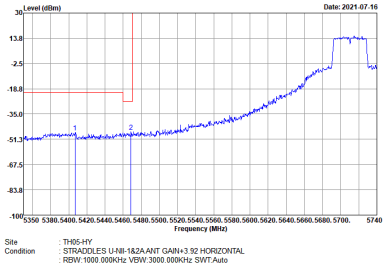	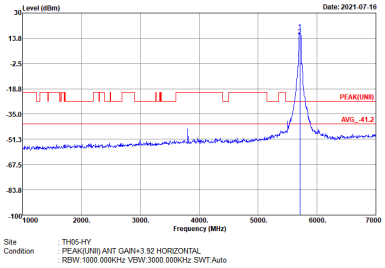
Avg.	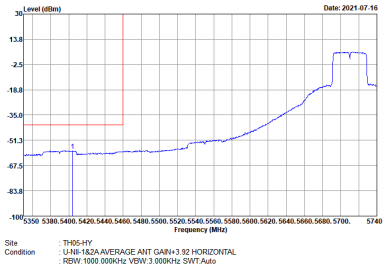	Left blank

WIFI	Band 3 Straddle Channel Band Edge	
ANT	802.11n CH142 5710MHz - R	
1	Band Edge	Fundamental
Peak	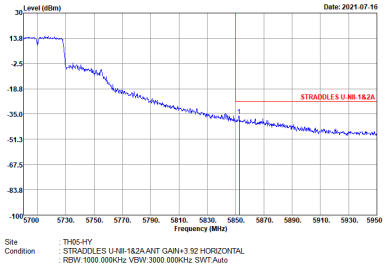	Left blank

Band 3 – Straddle Channel
WIFI 802.11ac VHT80 (Band Edge)

WIFI	Band 3 Straddle Channel Band Edge	
ANT	802.11ac VHT80 CH138 5690MHz - L	
1	Band Edge	Fundamental
Peak	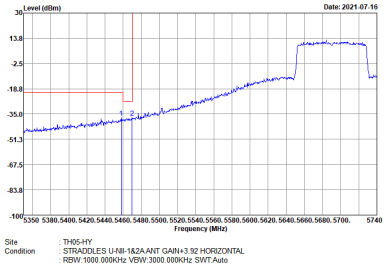	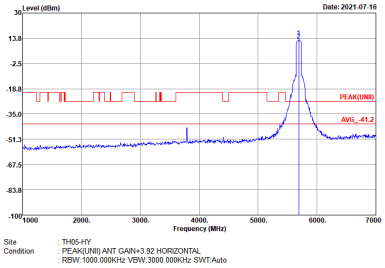
Avg.	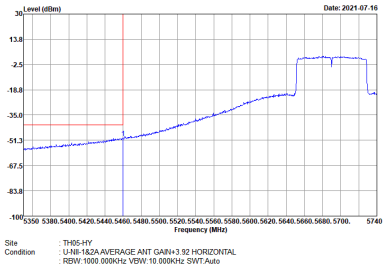	Left blank

WIFI	Band 3 Straddle Channel Band Edge	
ANT	802.11ac VHT80 CH138 5690MHz - R	
1	Band Edge	Fundamental
Peak	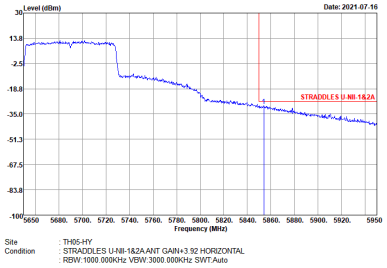	Left blank

Band 3 - Straddle Channel

WIFI 802.11a (Harmonic)

WIFI	Band 3 Straddle Channel Harmonic	
ANT	802.11a	
1	CH144 5720MHz	-
Peak Avg.	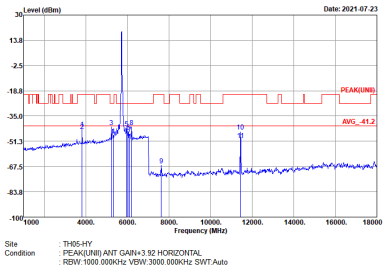	Left blank

Band 3 – Straddle Channel
WIFI 802.11n HT20 (Harmonic)

WIFI	Band 3 Straddle Channel Harmonic	
ANT	802.11n HT20	
1	CH144 5720MHz	-
Peak Avg.	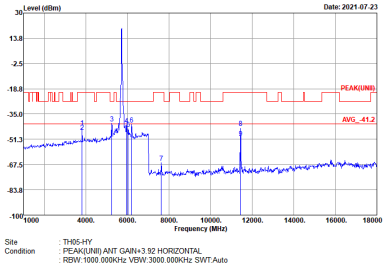	Left blank

Band 3 – Straddle Channel
WIFI 802.11n HT40 (Harmonic)

WIFI	Band 3 Straddle Channel Harmonic	
ANT	802.11n HT40	
1	CH142 5710MHz	-
Peak Avg.	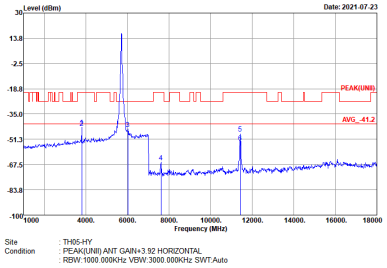	Left blank

Band 3 – Straddle Channel
WIFI 802.11ac VHT80 (Harmonic)

WIFI	Band 3 Straddle Channel Harmonic	
ANT	802.11ac VHT80	
1	CH138 5690MHz	-
Peak Avg.	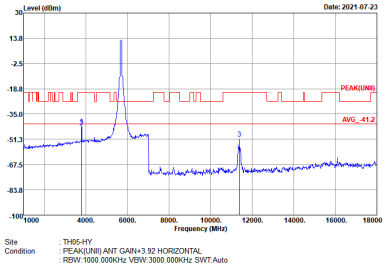	Left blank

Emission above 18GHz

5GHz WIFI 802.11n HT40 (SHF)

WIFI	5GHz WIFI	
ANT	802.11n HT40 Super High Frequency (SHF)	
1	-	-
Peak	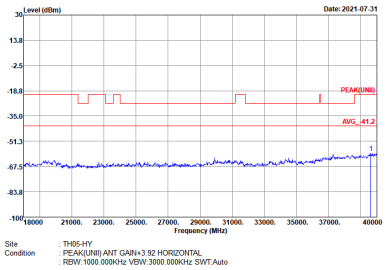	Left blank

Emission below 1GHz

5GHz WIFI 802.11n HT40 (LF)

WIFI	5GHz WIFI	
ANT	802.11n HT40 LF	
1	-	-
QP / Peak	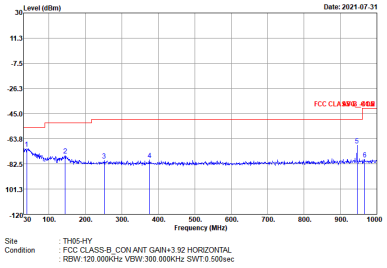	Left blank

Band 2 - 5250~5350MHz

WIFI 802.11a (Band Edge)

WIFI	Band 2 5250~5350MHz Band Edge	
ANT	802.11a CH52 5260MHz - L	
0+1(0)	Band Edge	Fundamental
Peak	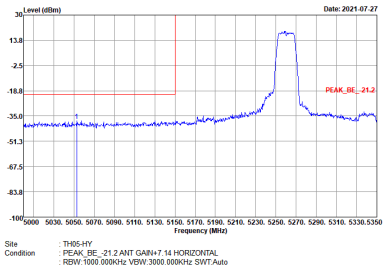	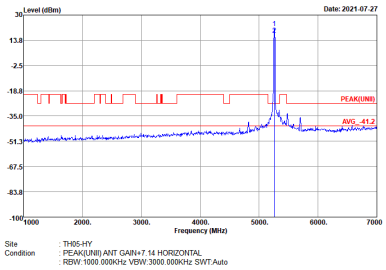
Avg.	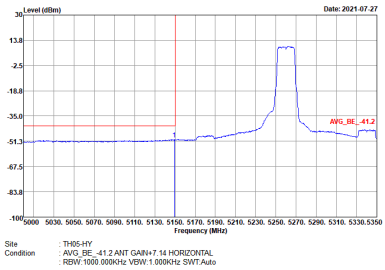	Left blank

WIFI	Band 2 5250~5350MHz Band Edge @ 3m	
ANT	802.11a CH52 5260MHz - R	
0+1(0)	Band Edge	Fundamental
Peak	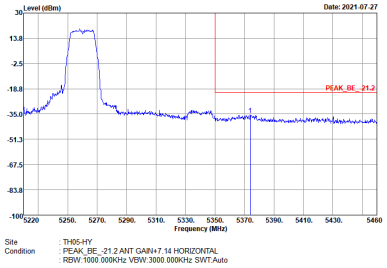	Left blank
Avg.	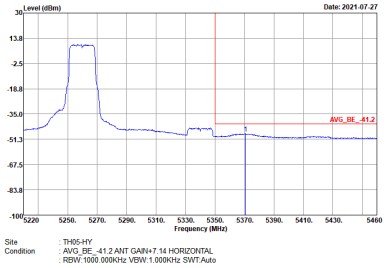	Left blank

WIFI	Band 2 5250~5350MHz Band Edge @ 3m	
ANT	802.11a CH52 5260MHz - L	
0+1(1)	Band Edge	Fundamental
Peak	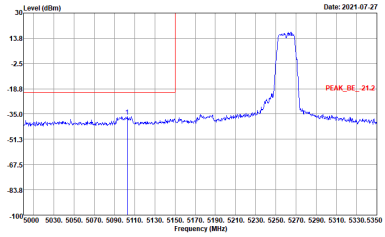	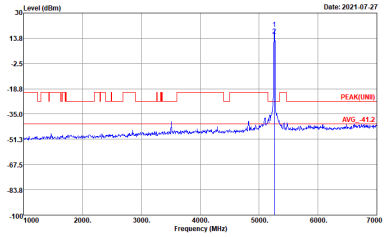
Avg.	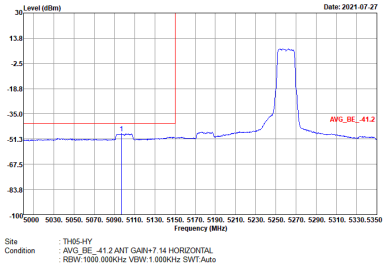	Left blank

WIFI	Band 2 5250~5350MHz Band Edge	
ANT	802.11a CH52 5260MHz - R	
0+1(1)	Band Edge	Fundamental
Peak	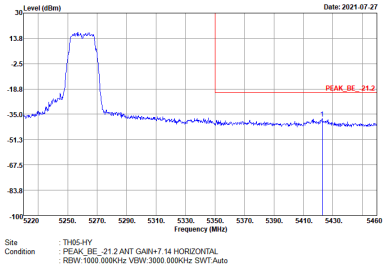	Left blank
Avg.	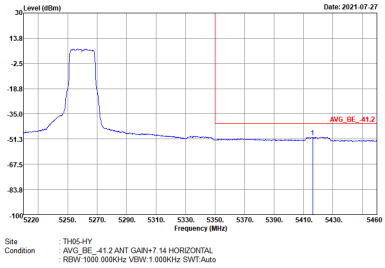	Left blank

WIFI	Band 2 5250~5350MHz Band Edge	
ANT	802.11a CH60 5300MHz - L	
0+1(0)	Band Edge	Fundamental
Peak	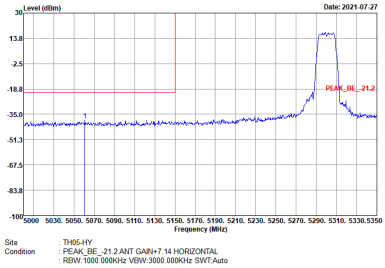	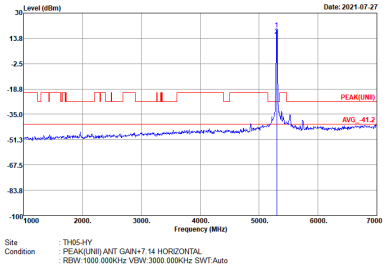
Avg.	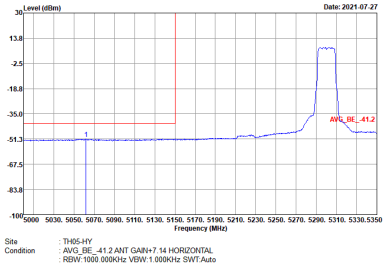	Left blank

WIFI	Band 2 5250~5350MHz Band Edge	
ANT	802.11a CH60 5300MHz - R	
0+1(1)	Band Edge	Fundamental
Peak	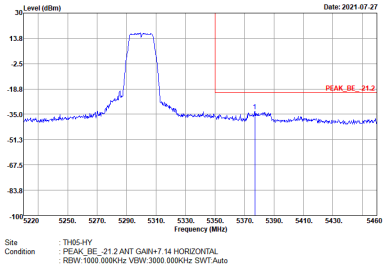	Left blank
Avg.	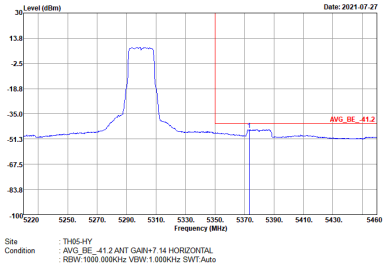	Left blank

WIFI	Band 2 5250~5350MHz Band Edge	
ANT	802.11a CH60 5300MHz - L	
0+1(1)	Band Edge	Fundamental
Peak	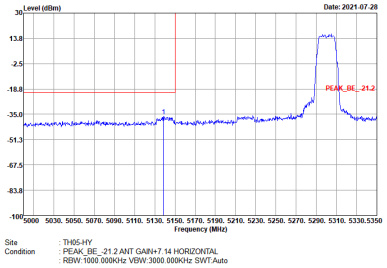	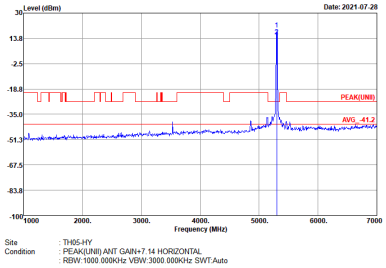
Avg.	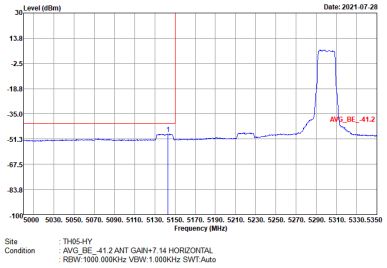	Left blank

WIFI	Band 2 5250~5350MHz Band Edge	
ANT	802.11a CH60 5300MHz - R	
0+1(1)	Band Edge	Fundamental
Peak	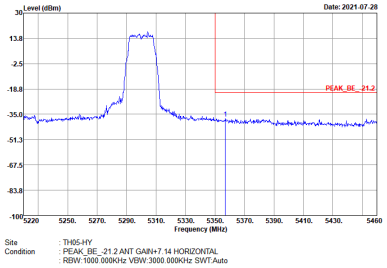	Left blank
Avg.	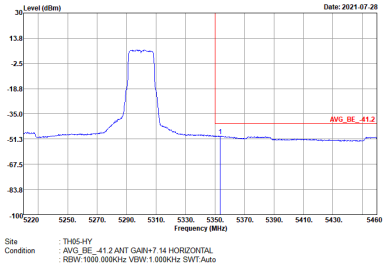	Left blank

WIFI	Band 2 5250~5350MHz Band Edge	
ANT	802.11a CH64 5320MHz	
0+1(0)	Band Edge	Fundamental
Peak	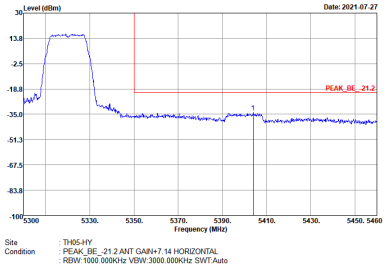	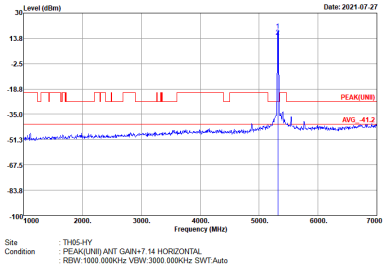
Avg.	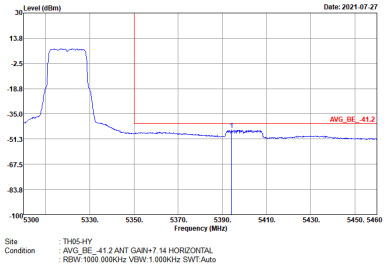	Left blank

WIFI	Band 2 5250~5350MHz Band Edge	
ANT	802.11a CH64 5320MHz	
0+1(1)	Band Edge	Fundamental
Peak	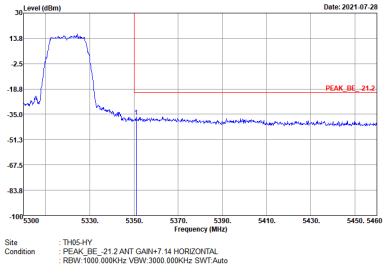	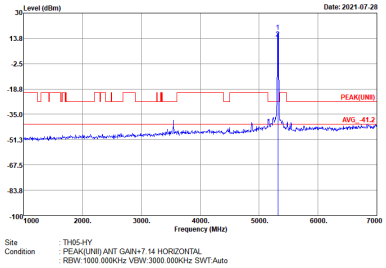
Avg.	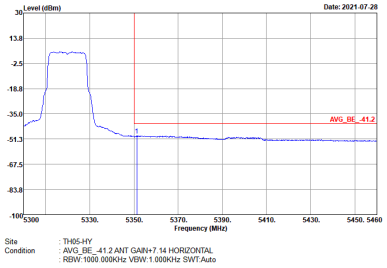	Left blank

Band 2 5250~5350MHz
WIFI 802.11n HT20 (Band Edge)

WIFI	Band 2 5250~5350MHz Band Edge	
ANT	802.11n HT20 CH52 5260MHz - L	
0+1(0)	Band Edge	Fundamental
Peak	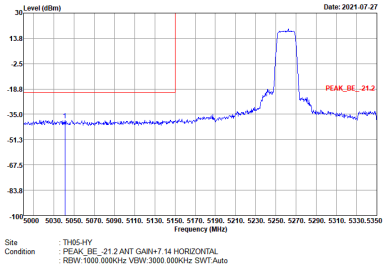	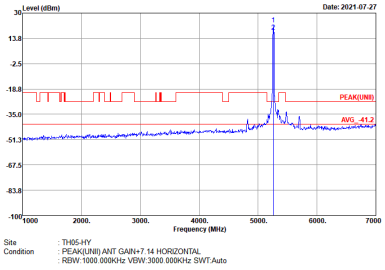
Avg.	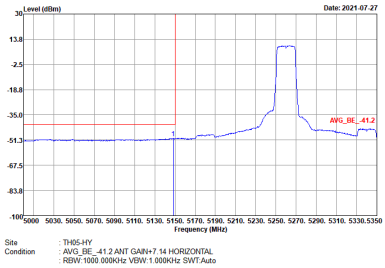	Left blank

WIFI	Band 2 5250~5350MHz Band Edge	
ANT	802.11n HT20 CH52 5260MHz - R	
0+1(0)	Band Edge	Fundamental
Peak	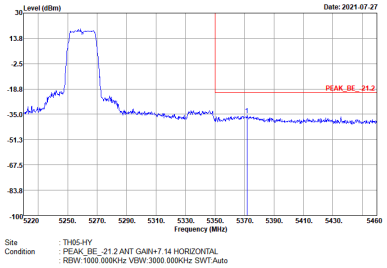	Left blank
Avg.	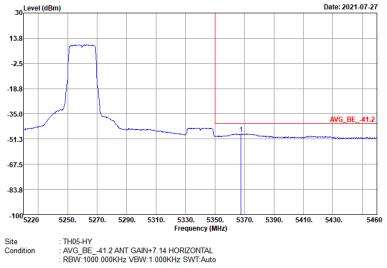	Left blank

WIFI	Band 2 5250~5350MHz Band Edge	
ANT	802.11n HT20 CH52 5260MHz - L	
0+1(1)	Band Edge	Fundamental
Peak	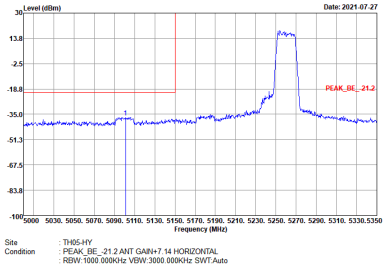	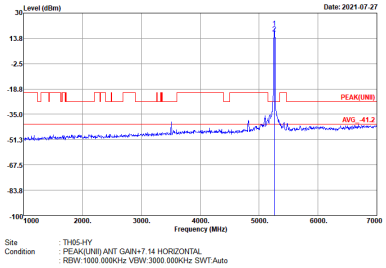
Avg.	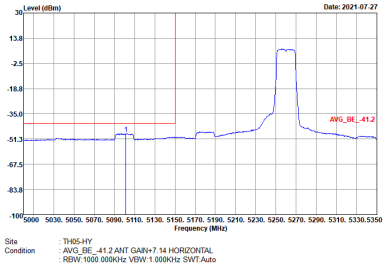	Left blank

WIFI	Band 2 5250~5350MHz Band Edge	
ANT	802.11n HT20 CH52 5260MHz - R	
0+1(1)	Band Edge	Fundamental
Peak	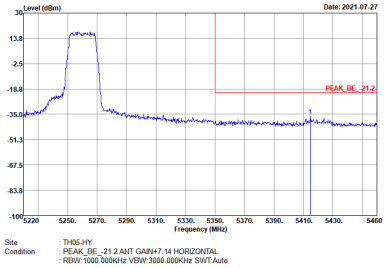	Left blank
Avg.	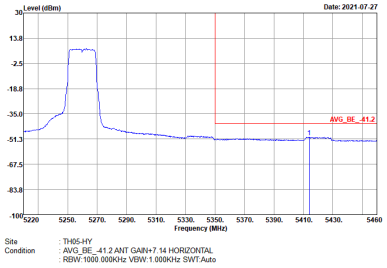	Left blank

WIFI	Band 2 5250~5350MHz Band Edge	
ANT	802.11n HT20 CH60 5300MHz - L	
0+1(0)	Band Edge	Fundamental
Peak	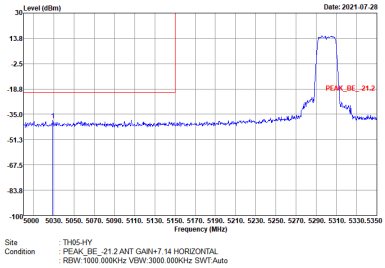	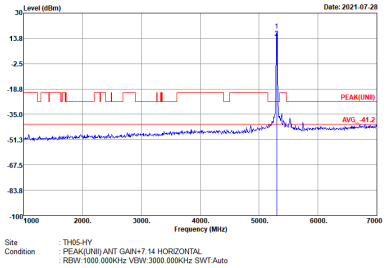
Avg.	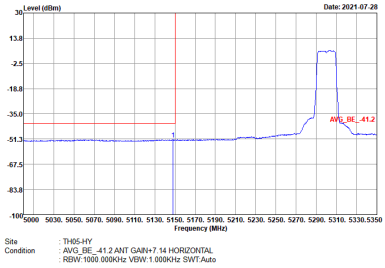	Left blank

WIFI	Band 2 5250~5350MHz Band Edge	
ANT	802.11n HT20 CH60 5300MHz - R	
0+1(0)	Band Edge	Vertical
Peak	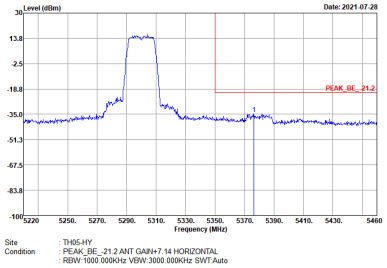	Left blank
Avg.	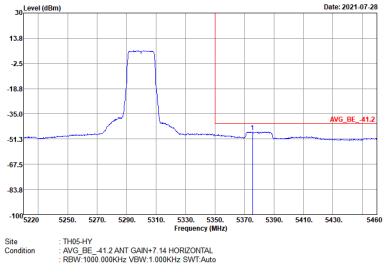	Left blank

WIFI	Band 2 5250~5350MHz Band Edge	
ANT	802.11n HT20 CH60 5300MHz - L	
0+1(1)	Band Edge	Fundamental
Peak	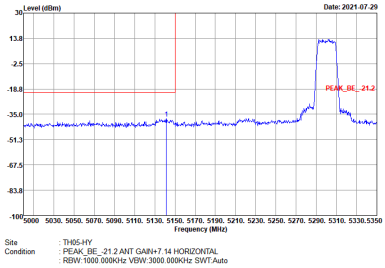	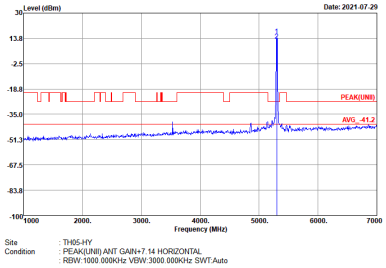
Avg.	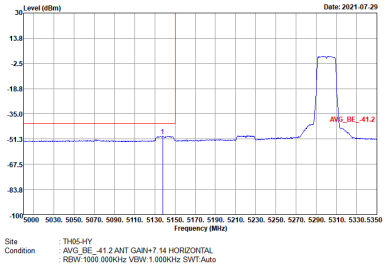	Left blank

WIFI	Band 2 5250~5350MHz Band Edge	
ANT	802.11n HT20 CH60 5300MHz - R	
0+1(1)	Band Edge	Fundamental
Peak	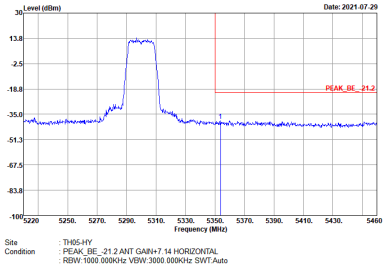	Left blank
Avg.	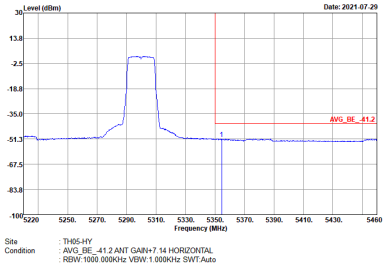	Left blank

WIFI	Band 2 5250~5350MHz Band Edge	
ANT	802.11n HT20 CH64 5320MHz	
0+1(0)	Band Edge	Fundamental
Peak	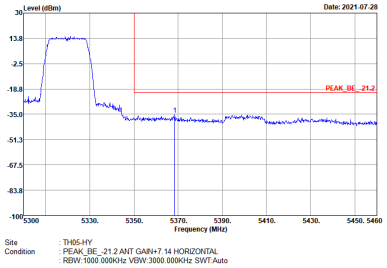	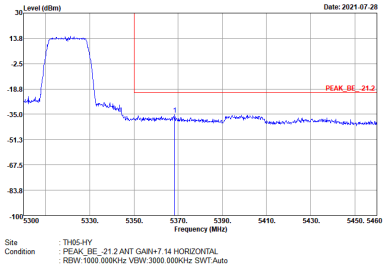
Avg.	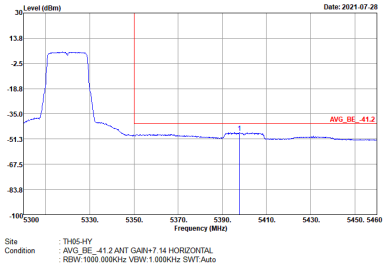	Left blank

WIFI	Band 2 5250~5350MHz Band Edge	
ANT	802.11n HT20 CH64 5320MHz	
0+1(1)	Band Edge	Fundamental
Peak	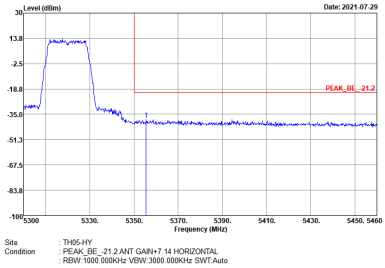	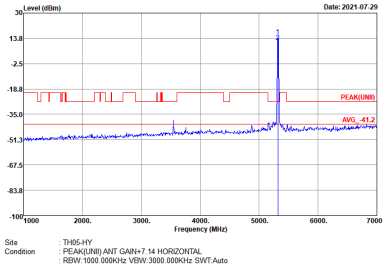
Avg.	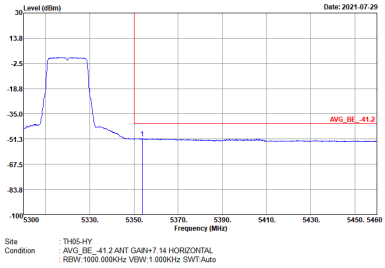	Left blank

Band 2 5250~5350MHz
WIFI 802.11n HT40 (Band Edge)

WIFI	Band 2 5250~5350MHz Band Edge	
ANT	802.11n HT40 CH54 5270MHz - L	
0+1(0)	Band Edge	Fundamental
Peak	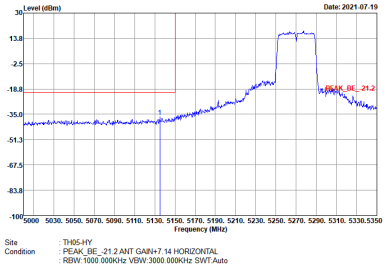	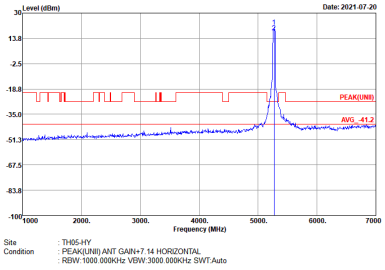
Avg.	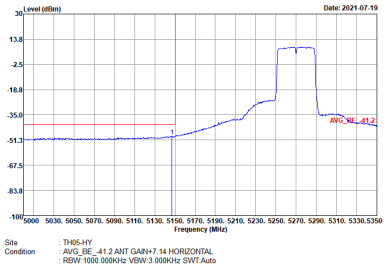	Left blank

WIFI	Band 2 5250~5350MHz Band Edge	
ANT	802.11n HT40 CH54 5270MHz - R	
0+1(0)	Band Edge	Fundamental
Peak	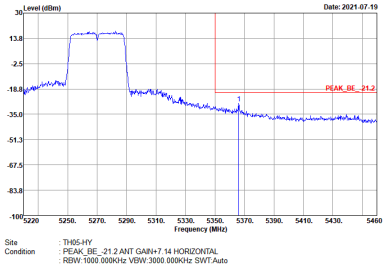	Left blank
Avg.	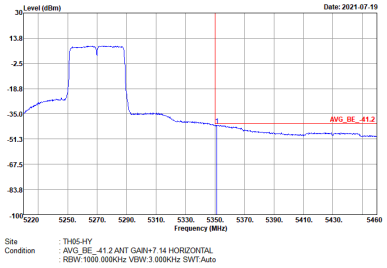	Left blank

WIFI	Band 2 5250~5350MHz Band Edge	
ANT	802.11n HT40 CH54 5270MHz - L	
0+1(1)	Band Edge	Vertical
Peak	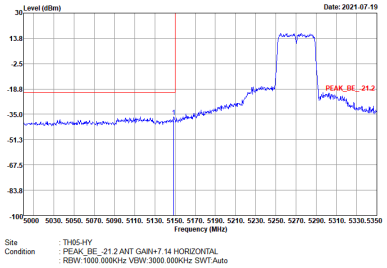	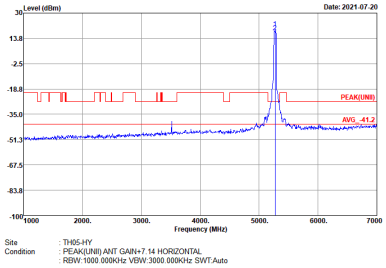
Avg.	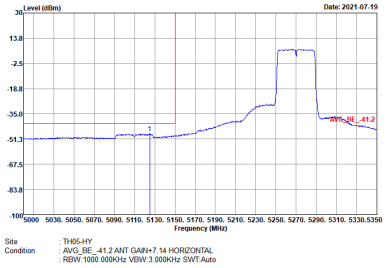	Left blank

WIFI	Band 2 5250~5350MHz Band Edge	
ANT	802.11n HT40 CH54 5270MHz - R	
0+1(1)	Band Edge	Vertical
Peak	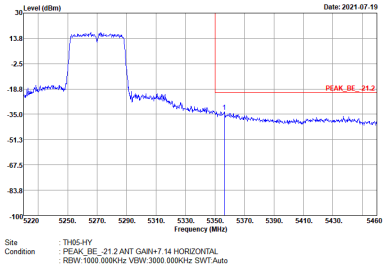	Left blank
Avg.	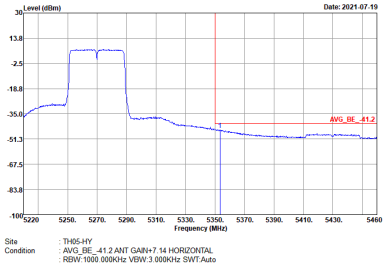	Left blank

WIFI	Band 2 5250~5350MHz Band Edge	
ANT	802.11n HT40 CH62 5310MHz - L	
0+1(0)	Band Edge	Fundamental
Peak	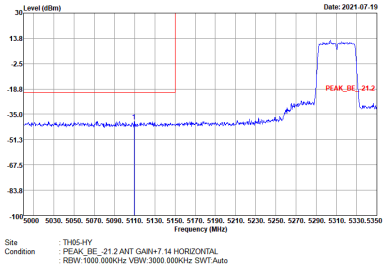	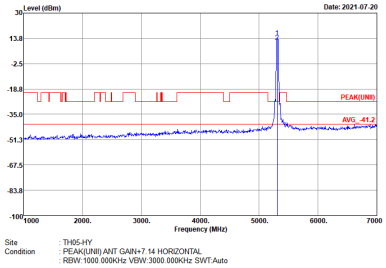
Avg.	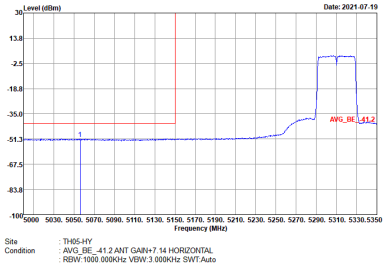	Left blank

WIFI	Band 2 5250~5350MHz Band Edge	
ANT	802.11n HT40 CH62 5310MHz - R	
0+1(0)	Band Edge	Fundamental
Peak	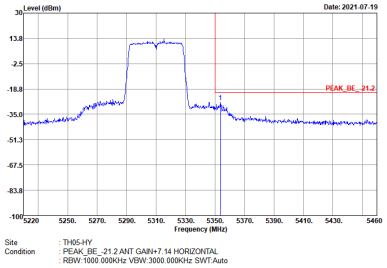	Left blank
Avg.	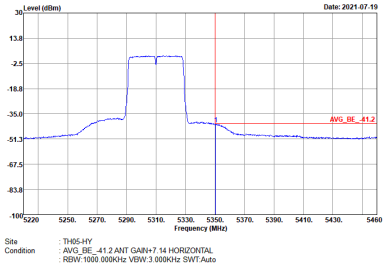	Left blank

WIFI	Band 2 5250~5350MHz Band Edge	
ANT	802.11n HT40 CH62 5310MHz - L	
0+1(1)	Band Edge	Fundamental
Peak	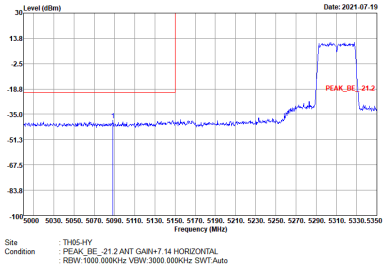	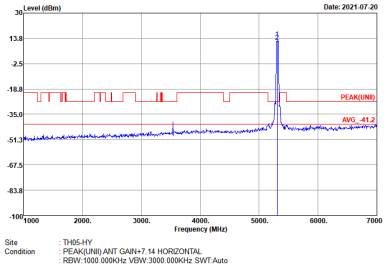
Avg.	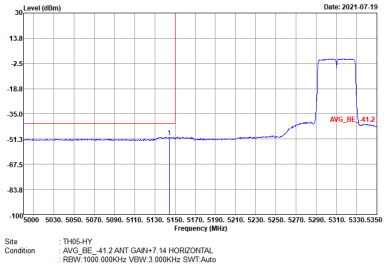	Left blank

WIFI	Band 2 5250~5350MHz Band Edge	
ANT	802.11n HT40 CH62 5310MHz - R	
0+1(1)	Band Edge	Fundamental
Peak	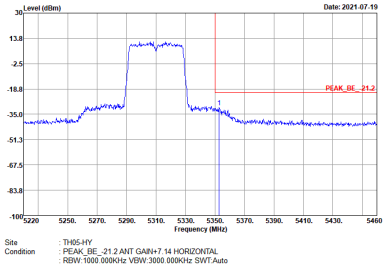	Left blank
Avg.	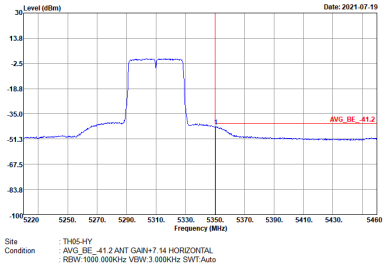	Left blank