FCC PART 15 SUBPART C TEST REPORT

for

BLE module

Model No.: CS-63016-XX

FCC ID: 2AHVLCSAPPONEDYACO

of

Applicant: **Dyaco International Inc.**
Address: **12F, No. 111, Songjiang Road, Taipei City, Taiwan, 10486**

Tested and Prepared

by

Worldwide Testing Services (Taiwan) Co., Ltd.

FCC Registration No.: 930600

Industry Canada filed test laboratory Reg. No. IC 5679A-1, IC 5107A-1

A2LA Accredited No.: 2732.01

Report No.: W6M21610-16337-C-1

6F, NO. 58, LANE 188, RUEY-KUANG RD., NEIHU TAIPEI 114, TAIWAN, R.O.C.
TEL: 886-2-66068877 FAX: 886-2-66068879 E-mail: wts@wts-lab.com

TABLE OF CONTENTS

1 GENERAL INFORMATION 2

1.1 NOTES 2

1.2 TESTING LABORATORY 3

1.2.1 Location 3

1.2.2 Details of accreditation status 3

1.3 DETAILS OF APPROVAL HOLDER 3

1.4 APPLICATION DETAILS 4

1.5 GENERAL INFORMATION OF TEST ITEM 4

1.6 TEST STANDARDS 5

2 TECHNICAL TEST 6

2.1 SUMMARY OF TEST RESULTS 6

2.2 TEST ENVIRONMENT 6

2.3 TEST EQUIPMENT LIST 7

2.4 GENERAL TEST PROCEDURE 9

3 TEST RESULTS (ENCLOSURE) 11

3.1 PEAK OUTPUT POWER (TRANSMITTER) 12

3.2 RF EXPOSURE COMPLIANCE REQUIREMENTS 15

3.3 TRANSMITTER RADIATED EMISSIONS IN RESTRICTED BANDS 16

3.4 SPURIOUS EMISSIONS (TX) 17

3.5 RADIATED EMISSION ON THE BAND EDGE 19

3.6 MINIMUM 6 DB BANDWIDTH 21

3.7 PEAK POWER SPECTRAL DENSITY 24

3.8 RADIATED EMISSION FROM REVCEIVER PART 27

3.9 POWER LINE CONDUCTED EMISSION 28

APPENDIX 29

1 General Information

1.1 Notes

The purpose of conformity testing is to increase the probability of adherence to the essential requirements or conformity specifications, as appropriate.
The complexity of the technical specifications, however, means that full and thorough testing is impractical for both technical and economic reasons.
Furthermore, there is no guarantee that a test sample which has passed all the relevant tests conforms to a specification.
Neither is there any guarantee that such a test sample will interwork with other genuinely open systems.
The existence of the tests nevertheless provides the confidence that the test sample possesses the qualities as maintained and that is performance generally conforms to representative cases of communications equipment.

The test results of this test report relate exclusively to the item tested as specified in 1.5.
The test report may only be reproduced or published in full.
Reproduction or publication of extracts from the report requires the prior written approval of the Worldwide Testing Services(Taiwan) Co., Ltd.

Tester:

Date	WTS-Lab.	Name	Signature
October 26, 2016		Rick Chen	Rick Chen.

Technical responsibility for area of testing:

Date	WTS	Name	Signature
October 26, 2016		Kevin Wang	Kevin Wang

1.2 Testing laboratory

1.2.1 Location

OATS
No.5-1, Lishui, Shuang Sing Village,
Wanli Dist., New Taipei City 207,
Taiwan (R.O.C.)
3 meter semi-anechoic chamber
No.35, Aly. 21, Ln. 228, Ankang Rd., Neihu Dist., Taipei City 114, Taiwan (R.O.C.)
TEL:886-2-6613-0228
FAX:886-2-2791-5046
Company
Worldwide Testing Services(Taiwan) Co., Ltd.
6F, NO. 58, LANE 188, RUEY-KUANG RD.
NEIHU, TAIPEI 114, TAIWAN R.O.C.
Tel : 886-2-66068877
Fax : 886-2-66068879

1.2.2 Details of accreditation status

Accredited testing laboratory
A2LA accredited number: 2732.01
FCC filed test laboratory Reg. No. 930600
Industry Canada filed test laboratory Reg. No. IC 5679A-1, IC 5107A-1

Test location, where different from Worldwide Testing Services (Taiwan) Co., Ltd. :

Name:	./.
Accredited number:	./.
Street:	./.
Town:	./.
Country:	./.
Telephone:	./.
Fax:	./.

1.3 Details of approval holder

Name:	Dyaco International Inc.
Street:	12F, No. 111, Songjiang Road,
Town:	Taipei City,
Country:	Taiwan, 10486
Telephone:	+886-2-2515-2288
Fax:	+886-2-2515-9963

1.4 Application details

Date of receipt of test item: October 19, 2016

Date of test: from October 20, 2016 to October 25, 2016

1.5 General information of Test item

Type of test item: BLE module

Model Number: CS-63016-XX

Brand Name: DYACO

Multi-listing model number: ./.

Photos: see Appendix

Technical data

Frequency band: 2402 MHz – 2480 MHz

Frequency (ch 0 or A): 2402 MHz

Frequency (ch 19 or B): 2440 MHz

Frequency (ch 39 or C): 2480 MHz

Number of Channels: 40

Operation modes: Duplex

Modulation Type: GFSK

Fixed point-to-point operation: ☐ Yes / ☒ No

Type of Antenna: Chip antenna

Antenna gain: 4.7 dBi

Power supply: 5 Vd.c.

Emission designator: 1M43G1D

Host device: none

Classification :

Fixed Device	☐
Mobile Device (Human Body distance ＞ 20cm)	☐
Portable Device (Human Body distance ＜ 20cm)	☐
Modular Radio Device	☒

Transmitter	**Unom**
Power (ch 0 or A):	Conducted: -3.24 dBm
Power (ch 19 or B):	Conducted: -3.17 dBm
Power (ch 39 or C):	Conducted: -3.05 dBm

Manufacturer: (if applicable)

Name:	Dyaco International Inc.
Street:	No.1, 1st Industrial Road, Cyuan Sing Industrial Park,
Town:	Hemei Town, Changhua County, 508
Country:	Taiwan

Additional information: ./.

1.6 Test standards

Technical standard : FCC RULES SUBPART C § 15.247 (2015-10)

2 Technical test

2.1 Summary of test results

No deviations from the technical specification(s) were ascertained in the course of the tests performed. ☒

or

The deviations as specified in 2.5 were ascertained in the course of the tests performed. ☐

2.2 Test environment

Temperature:	23 °C
Relative humidity content:	20 ... 75 %
Air pressure:	86 ... 103 kPa
Power supply:	5 Vd.c.
Extreme conditions parameters:	./.

2.3 Test Equipment List

No.	Test equipment	Type	Serial No.	Manufacturer	Cal. Date	Next Cal. Date
ETSTW-CE 001	EMI TEST RECEIVER	ESHS10	842121/013	R&S	2016/5/20	2017/5/19
ETSTW-CE 003	AC POWER SOURCE	APS-9102	D161137	GW	Function Test	
ETSTW-CE 008	HF-EICHLEITUNG RF STEP ATTENUATOR 139dB DPSP	334.6010.02	844581/024	R&S	Function Test	
ETSTW-CE 009	TEMP.&HUMIDITY CHAMBER	GTH-225-40-1P-U	MAA0305-009	GIANT FORCE	2016/7/15	2017/7/14
ETSTW-CE 016	TWO-LINE V-NETWORK	ENV216	100050	R&S	2016/9/12	2017/9/11
ETSTW-RE 003	EMI TEST RECEIVER	ESI 26	831438/001	R&S	2016/5/20	2017/5/19
ETSTW-RE 004	EMI TEST RECEIVER	ESI 40	832427/004	R&S	2016/5/25	2017/5/24
ETSTW-RE 005	EMI TEST RECEIVER	ESVS10	843207/020	R&S	2016/7/4	2017/7/3
ETSTW-RE 012	TUNABLE BANDREJECT FILTER	D.C 0309	146	K&L	Function Test	
ETSTW-RE 013	TUNABLE BANDREJECT FILTER	D.C 0336	397	K&L	Function Test	
ETSTW-RE 018	MICROWAVE HORN ANTENNA	AT4560	27212	AR	2016/6/24	2017/6/23
ETSTW-RE 027	Passive Loop Antenna	6512	00034563	ETS-Lindgren	2016/6/29	2017/6/28
ETSTW-RE 030	Double-Ridged Guide Horn Antenna	3117	00035224	ETS-Lindgren	2016/3/23	2017/3/22
ETSTW-RE 042	Biconical Antenna	HK116	100172	R&S	2016/1/25	2017/1/24
ETSTW-RE 043	Log-Periodic Dipole Antenna	HL223	100166	R&S	2016/3/28	2017/3/27
ETSTW-RE 044	Log-Periodic Antenna	HL050	100094	R&S	2016/4/14	2017/4/13
ETSTW-RE 045	ESA-E SERIES SPECTRUM ANALYZER	E4404B	MY45111242	Agilent	Pre-test Use	
ETSTW-RE 050	Attenuator 10dB	50HF-010-1	None	JFW	2016/2/25	2017/2/24
ETSTW-RE 051	Attenuator 6dB	50HF-006-1	None	JFW	2016/2/25	2017/2/24
ETSTW-RE 053	Attenuator 3dB	50HF-003-1	None	JFW	2016/2/25	2017/2/24
ETSTW-RE 055	SPECTRUM ANALYZER	FSU 26	200074	R&S	2016/2/27	2017/2/26
ETSTW-RE 060	Attenuator 30dB	5015-30	F651012z-01	ATM	2016/2/25	2017/2/24
ETSTW-RE 062	Amplifier Module	CHC 2	None	KMIC	2016/4/13	2017/4/12
ETSTW-RE 064	Bluetooth Test Set	MT8852B-042	6K00005709	Anritsu	Function Test	
ETSTW-RE 069	Double-Ridged Guide Horn Antenna	3117	00069377	ETS-Lindgren	Function Test	
ETSTW-RE 072	CELL SITE TEST SET	8921A	3339A00375	HP	2016/9/8	2017/9/7
ETSTW-RE 088	SOLID STATE AMPLIFIER	KMA180265A01	99057	KMIC	2016/9/20	2017/9/19
ETSTW-RE 099	DC Block	50DB-007-1	None	JFW	2016/2/25	2017/2/24
ETSTW-RE 112	AC POWER SOURCE	TFC-1005	T-0A023536	T-Power	Function test	
ETSTW-RE 115	2.4GHz Notch Filter	N0124411	473874	MICROWAVE CIRCUITS	2016/1/13	2017/1/12
ETSTW-RE 120	RF Player	MP9200	MP9210-111022	ADIVIC	Function test	
ETSTW-RE 122	SIGNAL GENERATOR	SMF100A	102149	R&S	2016/5/23	2017/5/22
ETSTW-RE 125	5GHz Notch filter	5NSL11-5200/E221.3-O/O	1	K&L Microwave	2016/8/10	2017/8/9

ETSTW-RE 126	5GHz Notch filter	5NSL12-5800/E221.3-O/O	1	K&L Microwave	2016/8/10	2017/8/9
ETSTW-RE 127	RF Switch Box	RFS-01	None	WTS	2016/2/25	2017/2/24
ETSTW-RE 128	5.3GHz Notch filter	N0153001	SN487233	Microwave Circuits	2016/8/10	2017/8/9
ETSTW-RE 129	5.5GHz Notch filter	N0555984	SN487234	Microwave Circuits	2016/8/10	2017/8/9
ETSTW-RE 130	Handheld RF Spectrum Analyzer	N9340A	CN0147000204	Agilent	Pre-test Use	
ETSTW-RE 142	Amplifier	8447D	2805A03378	Agilent	2016/4/13	2017/4/12
ETSTW-RE 143	Humidity Temperature Meter	TES-1260	110104623	TES	2016/8/19	2017/8/18
ETSTW-RE 147	Bi-log Hybrid Antenna	MCTD 2786B	BLB16M04005	ETC	2016/3/31	2017/3/30
ETSTW-EMI 011	USB Compact Modulator	SFC-U	101689	R&S	2016/5/4	2017/5/3
ETSTW-GSM 002	Universal Radio Communication Tester	CMU 200	109439	R&S	2016/3/4	2017/3/3
ETSTW-GSM 003	Radio Communication Analyzer	MT8820C	6201342073	Anritsu	2016/2/3	2017/2/2
ETSTW-GSM 019	Band Reject Filter	WRCTF824/849-822/851-40 /12+9SS	3	WI	2016/1/13	2017/1/12
ETSTW-GSM 020	Band Reject Filter	WRCD1747/1748-1743/1752-32/5SS	1	WI	2016/1/13	2017/1/12
ETSTW-GSM 021	Band Reject Filter	WRCD1879.5/1880.5-1875.5/1884.5-32/5SS	3	WI	2016/1/13	2017/1/12
ETSTW-GSM 022	Band Reject Filter	WRCT901.9/903.1-904.25-50/8SS	1	WI	2016/1/13	2017/1/12
ETSTW-GSM 023	Power Divider	4901.19.A	None	SUHNER	2016/9/14	2017/9/13
ETSTW-Cable 010	BNC Cable	5 M BNC Cable	None	JYE BAO CO.,LTD.	2016/9/12	2017/9/11
ETSTW-Cable 011	BNC Cable	BNC Cable 1	None	JYE BAO CO.,LTD.	Pre-test Use NCR	
ETSTW-Cable 012	N TYPE To SMA Cable	Cable 012	None	JYE BAO CO.,LTD.	2016/9/12	2017/9/11
ETSTW-Cable 016	BNC Cable	Switch Box	B Cable 1	Schwarz beck	2016/2/24	2017/2/23
ETSTW-Cable 017	BNC Cable	X Cable	B Cable 2	Schwarz beck	2016/2/24	2017/2/23
ETSTW-Cable 018	BNC Cable	Y Cable	B Cable 3	Schwarz beck	2016/2/24	2017/2/23
ETSTW-Cable 019	BNC Cable	Z Cable	B Cable 4	Schwarz beck	2016/2/24	2017/2/23
ETSTW-Cable 020	N TYPE Cable	OATS Cable 1	N30N30-L335-15M	JYE BAO CO.,LTD.	2016/4/22	2017/4/21
ETSTW-Cable 022	N TYPE Cable	5006	0002	JYE BAO CO.,LTD.	2016/4/7	2017/4/6
ETSTW-Cable 026	Microwave Cable	SUCOFLEX 104	279075	HUBER+SUHNER	2016/2/25	2017/2/24
ETSTW-Cable 027	Microwave Cable	SUCOFLEX 104	279083	HUBER+SUHNER	2016/5/13	2017/5/12
ETSTW-Cable 028	Microwave Cable	FA147A0015M2020	30064-2	UTIFLEX	2016/9/20	2017/9/19
ETSTW-Cable 029	Microwave Cable	FA147A0015M2020	30064-3	UTIFLEX	2016/9/20	2017/9/19
ETSTW-Cable 030	Microwave Cable	SUCOFLEX 104（S_Cable 9）	279067	HUBER+SUHNER	2016/2/25	2017/2/24
ETSTW-Cable 031	Microwave Cable	SUCOFLEX 104（S_Cable 10）	238092	HUBER+SUHNER	2016/4/13	2017/4/12
ETSTW-Cable 043	Microwave Cable	SUCOFLEX 104	317576	HUBER+SUHNER	2016/4/13	2017/4/12
ETSTW-Cable 048	Microwave Cable	SUCOFLEX 104	325518	HUBER+SUHNER	2016/4/13	2017/4/12
ETSTW-Cable 058	Microwave Cable	SUCOFLEX 104	none	HUBER+SUHNER	2016/4/7	2017/4/6
ETSTW-Cable 064	Microwave Cable	SUCOFLEX 104	MY28891	HUBER+SUHNER	2016/4/13	2017/4/12
WTSTW-SW 002	EMI TEST SOFTWARE	EZ_EMC	None	Farad	Version ETS-03A1	

2.4 General Test Procedure

POWER LINE CONDUCTED INTERFERENCE: The procedure used was ANSI STANDARD C63.10-2013 5.2 using a 50µH LISN (if necessary). Both lines were observed. The bandwidth of the spectrum analyzer was 10 kHz with an appropriate sweep speed.

RADIATION INTERFERENCE: The test procedure used was according to ANSI STANDARD C63.10-2013 6.4 employing a spectrum analyzer. For investigated frequency is equal to or below 1GHz, the RBW and VBW of the spectrum analyzer was 100 kHz and 100kHz respectively with an appropriate sweep speed. For investigated frequency is above 1GHz, both of RBW and VBW of the spectrum analyzer were 1 MHz with an appropriate sweep speed. The analyzer was calibrated in dB above a microvolt at the output of the antenna.

FORMULA OF CONVERSION FACTORS: The Field Strength at 3m was established by adding the meter reading of the spectrum analyzer (which is set to read in units of dBµV) to the antenna correction factor supplied by the antenna manufacturer. The antenna correction factors are stated in terms of dB.

Example:

Freq (MHz)	METER READING + ACF + CABLE LOSS (to the receiver) = FS
33	20 dBµV + 10.36 dB + 6 dB = 36.36 dBµV/m @3m

The EUT was placed on a table 80 cm high and with dimensions of 1m by 1.5m (non metallic table) and arranged according to ANSI C63.10-2013 6.3.1. The table used for radiated measurements is capable of continuous rotation. The spectrum was scanned from 30 MHz to the frequency specified as follows:

(1) If the intentional radiator operates below 10 GHz: to the tenth harmonic of the highest fundamental frequency or to 40 GHz, whichever is lower.
(2) If the intentional radiator operates at or above 10 GHz and below 30 GHz: to the fifth harmonic of the highest fundamental frequency or to 100 GHz, whichever is lower.
(3) If the intentional radiator operates at or above 30 GHz: to the fifth harmonic of the highest fundamental frequency or to 200 GHz, whichever is lower, unless specified otherwise elsewhere in the rules.
(4) If the intentional radiator contains a digital device, regardless of whether this digital device controls the functions of the intentional radiator or the digital device is used for additional control or function purposes other than to enable the operation of the intentional radiator, the frequency range shall be investigated up to the range specified in paragraphs (a)(1)-(a)(3) of this section or the range applicable to the digital device, as shown in paragraph (b)(1) of this Section, whichever is the higher frequency range of investigation.

For hand-held devices, a exploratory test was performed with three (3) orthogonal planes to determine the highest emissions.
Measurements were made by Worldwide Testing Services(Taiwan) Co., Ltd. at the registered open field test site located at No.5-1, Lishui, Shuang Sing Village, Wanli Dist., New Taipei City 207, Taiwan (R.O.C.). The Registration Number: 930600.
When an emission was found, the table was rotated to produce the maximum signal strength. At this point, the antenna was raised and lowered from 1m to 4m. The antenna was placed in both the horizontal and vertical planes.

When the radiated emission limits are expressed in terms of the average value of the emission, and pulsed operation is employed, the measurement field strength shall be determined by averaging over one complete pulse train, including blanking intervals, as long as the pulse train does not exceed 0.1 seconds. As an alternative (provided the transmitter operates for longer than 0.1 seconds) or in cases where the pulse train exceeds 0.1 seconds, the measured field strength shall be determined from the average absolute voltage during a 0.1 second interval during which the field strength is at its maximum value.

The formula is as follows:
Average = Peak + Duty Factor
Duty Factor = 20 log (dwell time/T)
T = 100ms when the pulse train period is over 100 ms or the period of the pulse train.

Modified Limits for peak according to 15.35 (b) = Max Permitted average Limits + 20dB

ANSI STANDARD C63.10-2013 B.2.7: Any measurements that utilize special test software shall be indicated and referenced in the test report. During testing, test software 'EZ EMC' was used for setting up different operation modes.

3 Test results (enclosure)

TEST CASE	Para. Number	Required	Test passed	Test failed
Peak Output Power	15.247(d)	☒	☒	☐
Equivalent isotropically radiated Power	15.247(b)	☒	☒	☐
Spurious Emissions radiated – Transmitter operating	15.247(d): 15.209	☒	☒	☐
Band Edge Measurement	15.247(d)	☒	☒	☐
Minimum 6 dB Bandwidth	15.247(a)(2)	☒	☒	☐
Peak Power Spectral Density	15.247(e)	☒	☒	☐
Radiated Emission from Receiver part	15.109	☒	☒	☐
Power Line Conducted Emission	15.207	☐	☐	☐

The following is intentionally left blank.

3.1 Peak Output Power (transmitter)

FCC Rule: 15.247(d)(3)

This measurement applies to equipment with an integral antenna and to equipment with an antenna connector and equipped with an antenna as declared by the applicant.

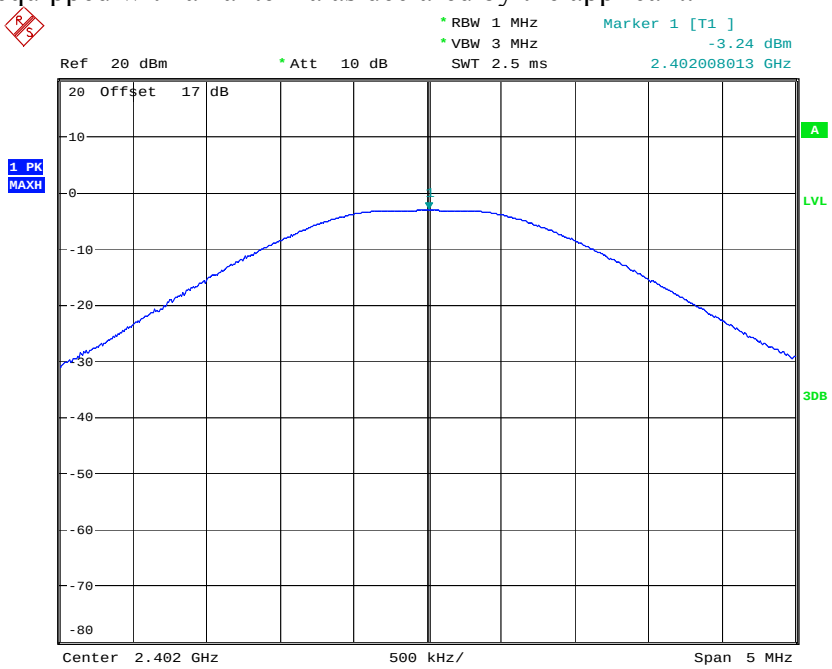

MAX OUTPUT POWER BT4.0 CH00
Date: 24.OCT.2016 14:34:21

Registration number: W6M21610-16337-C-1
FCC ID: 2AHVLCSAPPONEDYACO

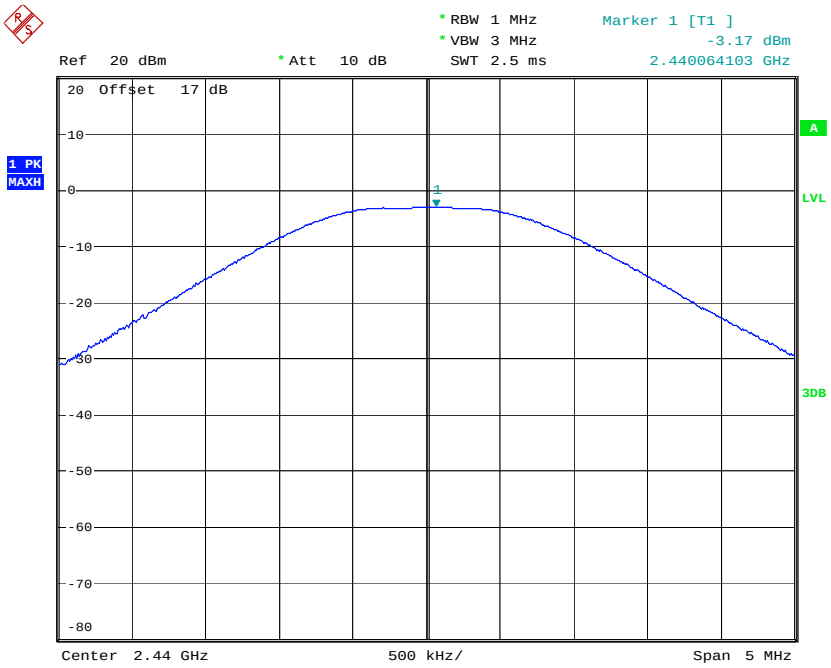

MAX OUTPUT POWER BT4.0 CH19
Date: 24.OCT.2016 14:35:21

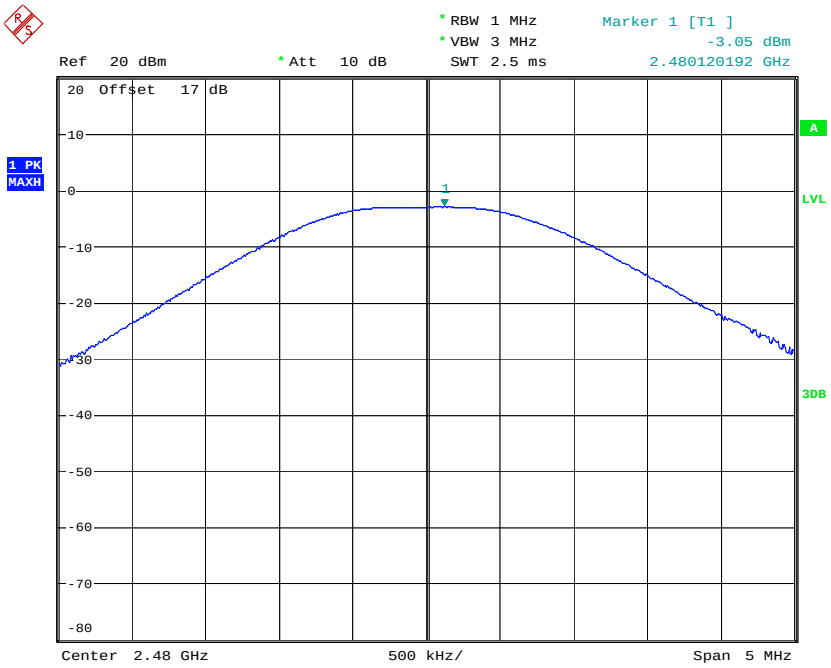

MAX OUTPUT POWER BT4.0 CH39
Date: 24.OCT.2016 14:37:11

Registration number: W6M21610-16337-C-1
FCC ID: 2AHVLCSAPPONEDYACO

Limits:

Frequency MHz	Power dBm
902 - 928	30
2400 – 2483.5	30
5725 – 5850	30

In case of employing transmitter antennas having antenna gain ＞ 6 dBi and using fixed point-to point operation consider §15.247 (b)(4)

Test equipment used: ETSTW-RE 055, ETSTW-RE 050

3.2 RF Exposure Compliance Requirements

FCC Rule: 15.247(b)(3)
Test exclusion = max. conducted output power
Test exclusion = -3.05 dBm

RESULT:

Test standard : FCC KDB Publication 447498 D01 General RF Exposure Guidance v06

According to 447498 D01 General RF Exposure Guidance v06:
SAR evaluation, by measurement or numerical simulation, is not required when the corresponding SAR Exclusion Threshold condition, listed below, is satisfied.

The enclosure of the device provides ≥ 0.5 cm separation from the antenna elements to significant metal parts of the enclosure to minimize potential perturbations.

Frequency Band:2400-2483.5 MHz
Maximum Power fed to Antenna: 0.4955 mW

Separation distances:
Radiator to user: > 5 mm
Distance prescribed in user manual: > 5 mm

MHz	5	10	15	20	25	mm
2450	10	19	29	38	48	SAR Test Exclusion Threshold (mW)

MHz	30	35	40	45	50	mm
2450	57	67	77	86	96	SAR Test Exclusion Threshold (mW)

MHz	50	60	70	80	90	100	110	120	130	140	150	160	170	180	190	mm
2450	96	196	296	396	496	596	696	796	896	996	1096	1196	1296	1396	1496	mW

3.3 Transmitter Radiated Emissions in Restricted Bands

FCC Rules: 15.247 (d), 15.205, 15.209, 15.35
Radiated emission measurements were performed from 30 MHz to 26500 MHz.
For radiated emission tests, the analyzer setting was as followings:

Frequency ≦ 1 GHz, RBW:100 kHz, VBW: 100 kHz (Peak measurements)
Frequency ＞1 GHz, RBW: 1 MHz, VBW: 1 MHz (Peak measurements)
Frequency ＞1 GHz , RBW:1 MHz , VBW: 10 Hz (Average measurements)

Limits.

For frequencies below 1GHz:

Frequency of Emission (MHz)	Field strength (microvolts/meter)	Field Strength (dB microvolts/meter)
30 - 88	100	40.0
88 - 216	150	43.5
216 - 960	200	46.0
Above	500	54.0

For frequencies above 1GHz (Average measurements).

Guidance on Measurement of Digit Transmission Systems:
"If the emission is pulsed, modify the unit for continuous operation, use the setting shown above, then correct the reading by subtracting the peak-average correction factor, derived from the appropriate duty cycle calculation."

The correction factor, based on the total channel dwell time in a 100 ms period, may be mathematically applied to a measurement made with an average detector, to further reduce the value.

Duty cycle correction = 20 log (dwell time/ 100ms)

Note: No duty cycle correction was added to the reading of this EUT.

Explanation: See attached diagrams in Appendix.

3.4 Spurious Emissions (tx)

Spurious emission was measured with modulation (declared by manufacturer).

In any 100 kHz bandwidth outside the frequency band in which the intentional radiator is operating, the radio frequency power that is produced by the intentional radiator shall be at least 20dB below that in the 100 kHz bandwidth within the band that contains the highest level of the desired power, based on either an RF conducted or a radiated measurement. Attenuation below the general limits specified in § 15.209(a) is not required. In addition, radiated emissions which fall in the restricted bands, as defined in § 15.205(a), must also comply with the radiated emission limits specified in § 15.209(a) (see § 15.205(c))

FCC Rule: 15.247(d), 15.35
For out of band emissions that are close to or that exceed the 20 dB attenuation requirement described in the specification, radiated measurements were performed at a 3 m separation distance to determine whether these emissions complied with the general radiated emission requirement.

Limits:

For frequencies above 1GHz (Peak measurements).
Modified Limit for peak according to 15.35 (b) = Max Permitted average Limits + 20dB

For frequencies above 1GHz (Average measurements).
Max. reading – 20dB

Max. reading – 20 dB
Guidance on Measurement of Digit Transmission Systems:
"If the emission is pulsed, modify the unit for continuous operation, use the settings shown above, then correct the reading by subtracting the peak-average correction factor, derived from the appropriate duty cycle calculation."

The correction factor, based on the total channel dwell time in a 100 ms period, may be mathematically applied to a measurement made with an average detector, to further reduce the value.

Duty Cycle correction = 20 log (dwell time/100ms)

Note: No duty cycle correction was added to the reading of EUT.

SAMPLE CALCULATION OF LIMIT. All results will be updated by an automatic measuring system in accordance with point 2.3.

Calculation of test results:
Such factors like antenna correction, cable loss, external attenuation etc. are already included in the provided measurement results. This is done by using validated test software and calibrated test system according the accreditation requirements.

The peak and average spurious emission plots was measured with the average limits.
In the Table being listed the critical peak and average value and exhibit the compliance with the above calculated Limits.

If in the column's correction factor states a value then the max. Field strength in the same row is corrected by a value gained from the "Correction Factor".

Summary table with radiated data of the test plots

Model: CS-63016-XX Date: - -
Mode: - - Temperature: - - °C Engineer: - -
Polarization: - - Humidity: - - %

Frequency (MHz)	Reading (dBuV)	Detector	Factor (dB)	Result (dBuV/m)	Limit (dBuV/m)	Margin (dB)	Table Degree (Deg.)	Ant. High (cm)
- -	- -	- -	- -	- -	- -	- -	- -	- -
- -	- -	- -	- -	- -	- -	- -	- -	- -

Frequency (MHz)	Reading (dBuV)		Factor (dB)	Result (dBuV/m)		Limit (dBuV/m)		Margin (dB)	Table Degree (Deg.)	Ant. High (m)
	Peak	Ave.	Corr.	Peak	Ave.	Peak	Ave.			
- -	- -	- -	- -	- -	- -	- -	- -	- -	- -	- -
- -	- -	- -	- -	- -	- -	- -	- -	- -	- -	- -
- -	- -	- -	- -	- -	- -	- -	- -	- -	- -	- -
- -	- -	- -	- -	- -	- -	- -	- -	- -	- -	- -

Note

1. **Correction Factor = Antenna factor + Cable loss - Preamplifier**
2. **The formula of measured value as: Test Result = Reading + Correction Factor**
3. **Detector function in the form : PK = Peak, QP = Quasi Peak, AV = Average**
4. **All not in the table noted test results are more than 20 dB below the relevant limits.**
5. **Measurement uncertainty for 3m measurement: 30-1000 MHz = ± 4.69 dB, 1-18 GHz = ± 4.78 dB, 18-40 GHz = ± 2.44 dB ; Reported uncertainties represent expanded uncertainties expressed at approximately the 95% confidence level using a coverage factor of k = 2.**
6. **Please see attached diagrams in Appendix.**

TEST RESULT (Transmitter): The unit DOES meet the FCC requirements.

Test equipment used: ETSTW-RE 004, ETSTW-RE 030, ETSTW-RE 062, ETSTW-RE 142, ETSTW-RE 147, ETSTW-RE 088, ETSTW-RE 018

3.5 Radiated Emission on the band edge

According to FCC rules part 15 subpart C §15.247(d) in any 100 kHz bandwidth outside the frequency band in which the intentional radiator is operating, the radio frequency power that is produced by the intentional radiator shall be at least 20dB below that in the 100 kHz bandwidth within the band that contains the highest level of the desired power, based on either an RF conducted or a radiated measurement. Attenuation below the general limits specified in § 15.209(a) is not required.

In addition radiated emission which fall in the restricted bands, as defined in section 15.205(a), must also with the radiated emission limits.

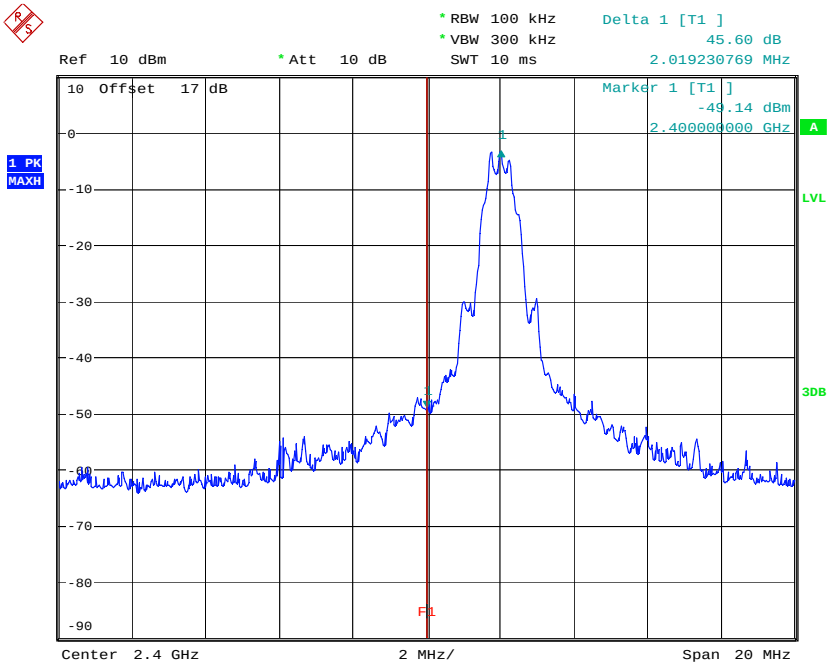

BANDEDGE BT4.0 CH00
Date: 24.OCT.2016 14:34:49

Registration number: W6M21610-16337-C-1
FCC ID: 2AHVLCSAPPONEDYACO

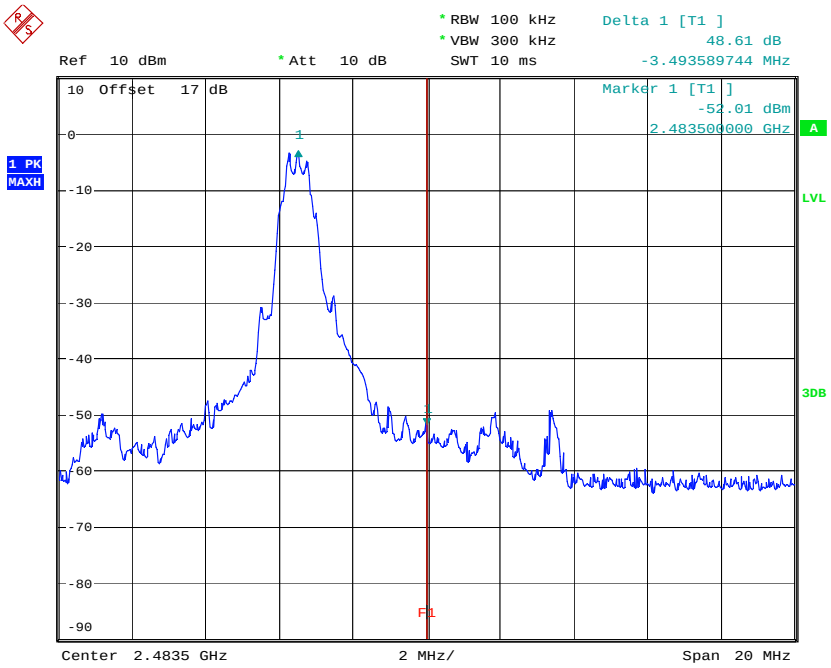

BANDEDGE BT4.0 CH39
Date: 24.OCT.2016 14:37:39

Limit:

Frequency Range / MHz	Limit
902 –928 2400 – 2483.5 5725 - 5850	- 20 dB

Test equipment used: ETSTW-RE 055, ETSTW-RE 050

3.6 Minimum 6 dB Bandwidth

The analyzer ResBW was set to 100 kHz. For each RF output channel investigated, the spectrum analyzer center frequency was set to the channel carrier. A PEAK reading was taken, two markers were set 6 dB below the maximum level on the right and the left side of the emission.
The 6 dB bandwidth is the frequency difference between the two markers.

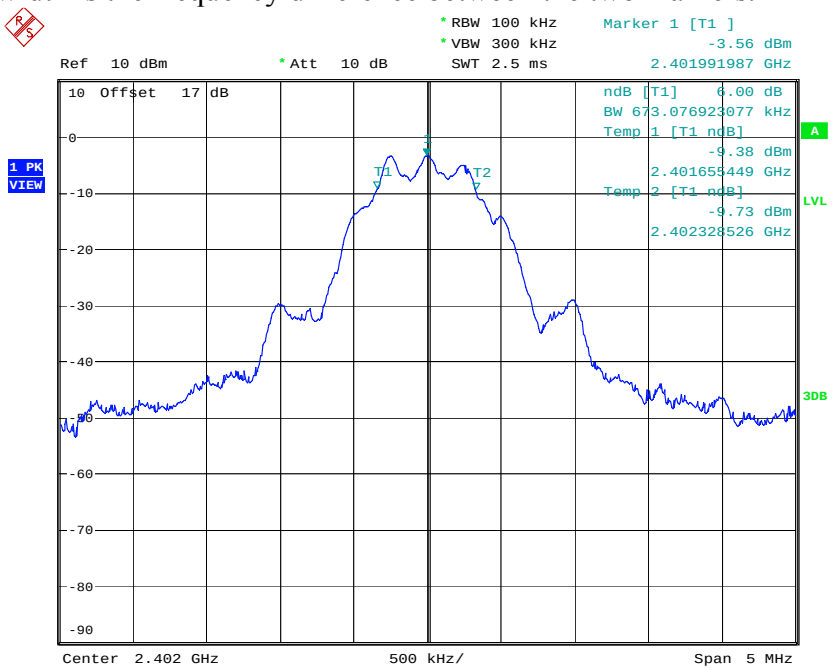

6DB BANDWIDTH BT4.0 CH00
Date: 24.OCT.2016 14:34:31

Registration number: W6M21610-16337-C-1
FCC ID: 2AHVLCSAPPONEDYACO

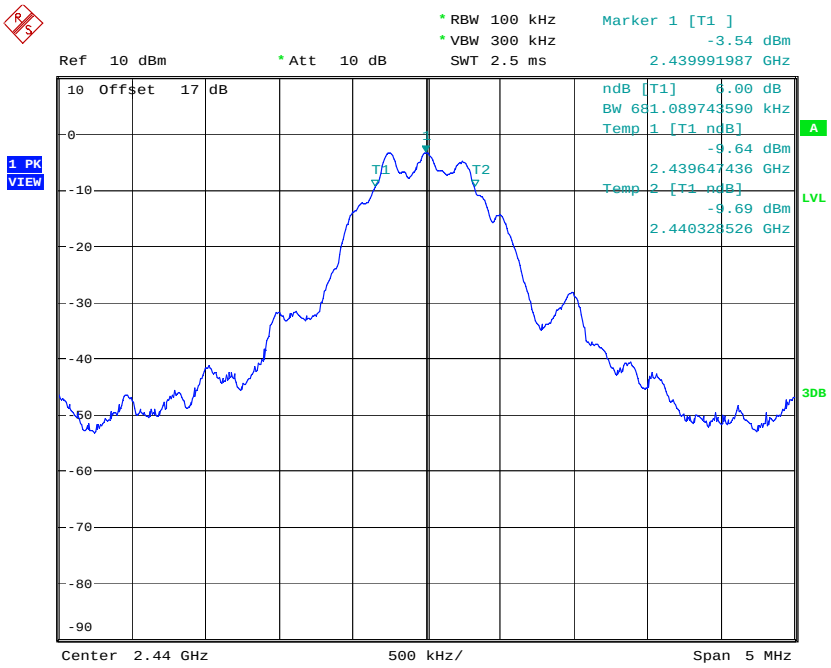

6DB BANDWIDTH BT4.0 CH19

Date: 24.OCT.2016 14:35:31

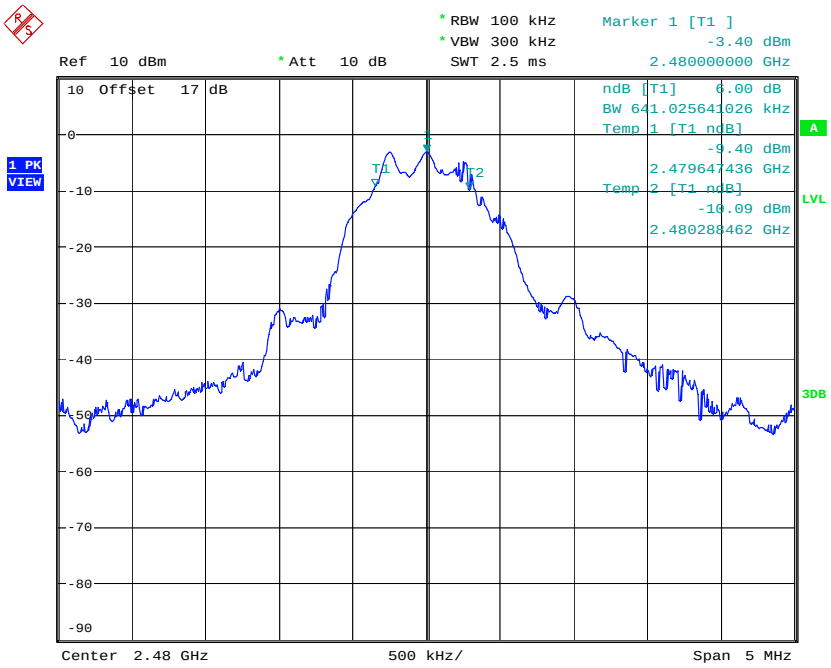

6DB BANDWIDTH BT4.0 CH39

Date: 24.OCT.2016 14:37:21

Limits:

Frequency Range MHz	**Limits**
902-928	min 500 kHz
2400-2483.5	min 500 kHz
5725-5850	min 500 kHz

Test equipment used: ETSTW-RE 055, ETSTW-RE 050

3.7 Peak Power Spectral Density

Peak Power Spectral density is a measured at low, middle and high channel.
The peak output power is measured with a measurement bandwidth of 10 MHz and displayed on diagram together with Peak Power Spectral Density result which was measured with a bandwidth of 3 kHz, appreciate frequency span and sweep time.

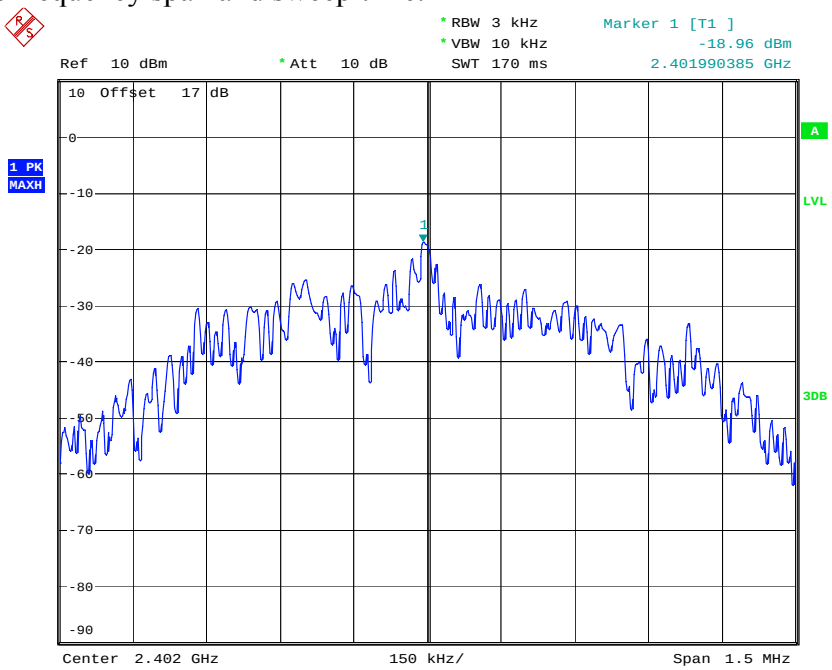

POWER DENSITY BT4.0 CH00
Date: 24.OCT.2016 14:34:41

Registration number: W6M21610-16337-C-1
FCC ID: 2AHVLCSAPPONEDYACO

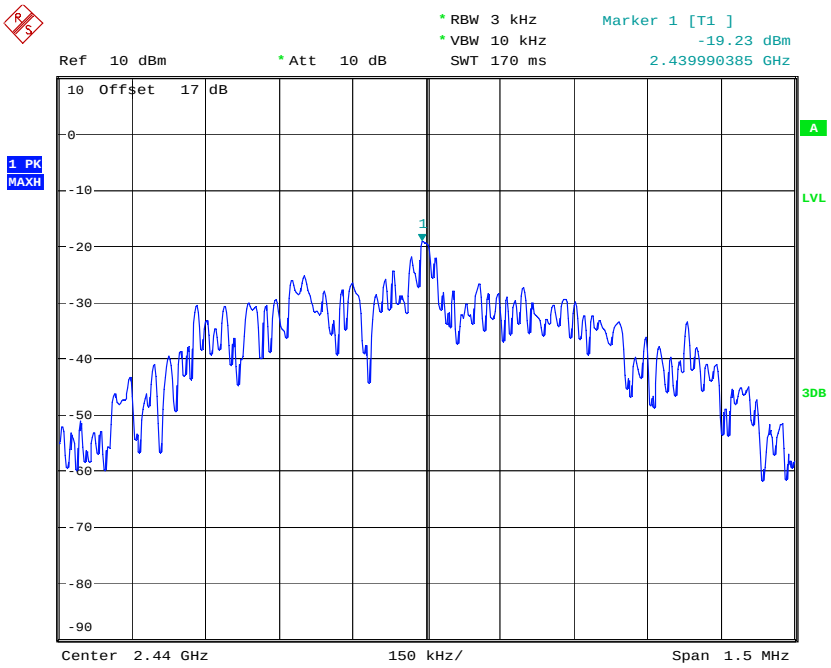

POWER DENSITY BT4.0 CH19

Date: 24.OCT.2016 14:35:41

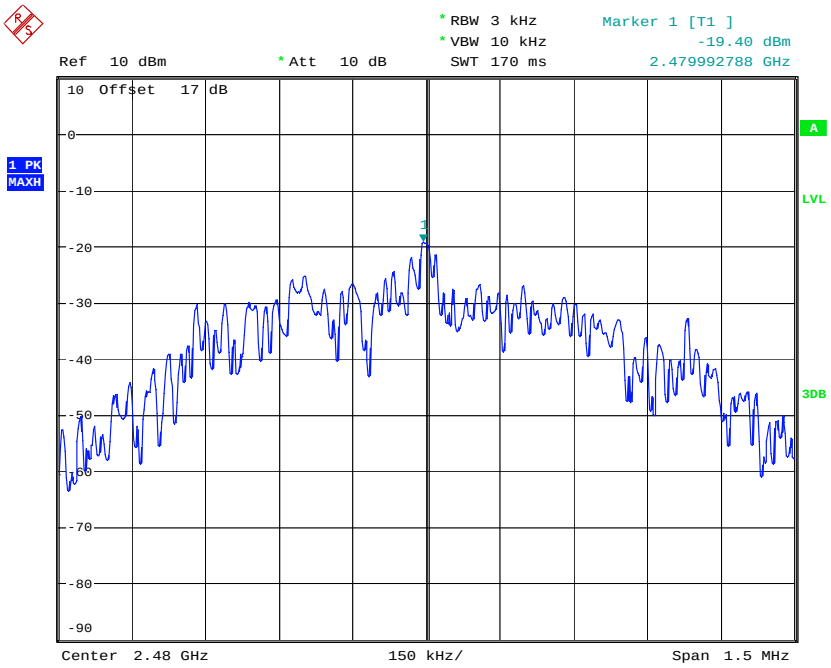

POWER DENSITY BT4.0 CH39

Date: 24.OCT.2016 14:37:31

Limits:

Frequency Range MHz	dBm
902-928	8
2400-2483.5	8
5725-5850	8

Test equipment used: ETSTW-RE 055, ETSTW-RE 050

3.8 Radiated Emission from Receiver Part

Model: CS-63016-XX Date: --
Mode: -- Temperature: -- °C Engineer: --
Polarization: Horizontal Humidity: -- %

Frequency (MHz)	Reading (dBuV)	Detector	Factor (dB)	Result (dBuV/m)	Limit (dBuV/m)	Margin (dB)	Table Degree (Deg.)	Ant. High (cm)
--	--	--	--	--	--	--	--	--
--	--	--	--	--	--	--	--	--

Frequency (MHz)	Reading (dBuV)		Factor (dB) Corr.	Result @3m (dBuV/m)		Limit @3m (dBuV/m)		Margin (dB)	Table Degree (Deg.)	Ant. High (cm)
	Peak	Ave.		Peak	Ave.	Peak	Ave.			
--	--	--	--	--	--	--	--	--	--	--
--	--	--	--	--	--	--	--	--	--	--
--	--	--	--	--	--	--	--	--	--	--
--	--	--	--	--	--	--	--	--	--	--
--	--	--	--	--	--	--	--	--	--	--

Polarization: Vertical

Frequency (MHz)	Reading (dBuV)	Detector	Factor (dB)	Result (dBuV/m)	Limit (dBuV/m)	Margin (dB)	Table Degree (Deg.)	Ant. High (cm)
--	--	--	--	--	--	--	--	--
--	--	--	--	--	--	--	--	--

Frequency (MHz)	Reading (dBuV)		Factor (dB) Corr.	Result @3m (dBuV/m)		Limit @3m (dBuV/m)		Margin (dB)	Table Degree (Deg.)	Ant. High (cm)
	Peak	Ave.		Peak	Ave.	Peak	Ave.			
--	--	--	--	--	--	--	--	--	--	--
--	--	--	--	--	--	--	--	--	--	--
--	--	--	--	--	--	--	--	--	--	--
--	--	--	--	--	--	--	--	--	--	--
--	--	--	--	--	--	--	--	--	--	--

Note

1. **Correction Factor = Antenna factor + Cable loss - Preamplifier**
2. **The formula of measured value as: Test Result = Reading + Correction Factor**
3. **Detector function in the form : PK = Peak, QP = Quasi Peak, AV = Average**
4. **All not in the table noted test results are more than 20 dB below the relevant limits.**
5. **Measurement uncertainty for 3m measurement: 30-1000 MHz = ±4.69 dB, 1-18 GHz = ± 4.78 dB, 18-40 GHz= ± 2.44 dB ; Reported uncertainties represent expanded uncertainties expressed at approximately the 95% confidence level using a coverage factor of k = 2.**
6. **See attached diagrams in appendix.**

Test equipment used: ETSTW-RE 004, ETSTW-RE 030, ETSTW-RE 062, ETSTW-RE 142, ETSTW-RE 147, ETSTW-RE 088, ETSTW-RE 018

3.9 Power Line Conducted Emission

For an intentional radiator which is designed to be connected to the public utility (AC) power line, the radio frequency voltage that is conducted back onto the AC line on any frequency or frequencies within the band 150 kHz to 30 MHz shall not exceed the limits in the table bellows with this provision shall be based on the measurement of the radio frequency voltage between each power line and ground at the power terminals.

This measurement was transact first with instrumentation using an average and peak detector and a 10 kHz bandwidth. If the peak detector achieves a calculated level, the measurement is repeated by an instrumentation using a quasi-peak detector.

Model: CS-63016-XX Date: --
Mode: -- Temperature: -- °C Engineer: --
Polarization: -- Humidity: -- %

Frequency (MHz)	Reading (dBuV) QP	Reading (dBuV) Ave.	Factor (dB) Corr.	Result (dBuV) QP	Result (dBuV) Ave.	Limit (dBuV) QP	Limit (dBuV) Ave.	Margin (dB)
--	--	--	--	--	--	--	--	--
--	--	--	--	--	--	--	--	--

Polarization: --

Frequency (MHz)	Reading (dBuV) QP	Reading (dBuV) Ave.	Factor (dB) Corr.	Result (dBuV) QP	Result (dBuV) Ave.	Limit (dBuV) QP	Limit (dBuV) Ave.	Margin (dB)
--	--	--	--	--	--	--	--	--
--	--	--	--	--	--	--	--	--

Note: 1. The formula of measured value as: Test Result = Reading + Correction Factor
2. The Correction Factor = Cable Loss + LISN Insertion Loss + Pulse Limit Loss
3. Detector function in the form : PK = Peak, QP = Quasi Peak, AV = Average
4. All not in the table noted test results are more than 20 dB below the relevant limits.
5. Measurement uncertainty = ±1.14 dB; Reported uncertainties represent expanded uncertainties expressed at approximately the 95% confidence level using a coverage factor of k = 2.
6. Up Line: QP Limit Line, Down Line: Ave Limit Line.
7. This test is not required.

Limits:

Frequency of Emission (MHz)	Conducted Limit (dBuV)	
	Quasi Peak	Average
0.15-0.5	66 to 56	56 to 46
0.5-5	56	46
5-30	60	50

Test equipment used: ETSTW-CE 001, ETSTW-CE 016, ETSTW-RE 045

Appendix

A. Photos

1. EUT Photos
2. Set up of Radiated Emission

B. Measurement diagrams

Spurious Emissions radiated

Registration number: W6M21610-16337-C-1
FCC ID: 2AHVLCSAPPONEDYACO

EUT Photos



Registration number: W6M21610-16337-C-1
FCC ID: 2AHVLCSAPPONEDYACO



Registration number: W6M21610-16337-C-1
FCC ID: 2AHVLCSAPPONEDYACO




30 20 10 mm
0
10 20 30 40 50

Registration number: W6M21610-16337-C-1
FCC ID: 2AHVLCSAPPONEDYACO



Registration number: W6M21610-16337-C-1
FCC ID: 2AHVLCSAPPONEDYACO



Registration number: W6M21610-16337-C-1
FCC ID: 2AHVLCSAPPONEDYACO



Set up of Radiated Emission

Address:6F.,No.58,Ln 188,Ruey Kuang Rd,Neihu,Taipei
Tel:+886-2-6606-8877
Fax:+886-2-6606-8875

Radiated Emission Measurement

Operator: Roy

File :1 Data :#1 Date: 2016/10/21 Time: 上午 10:58:28

Temperature:24 ℃
Humidity:60 %

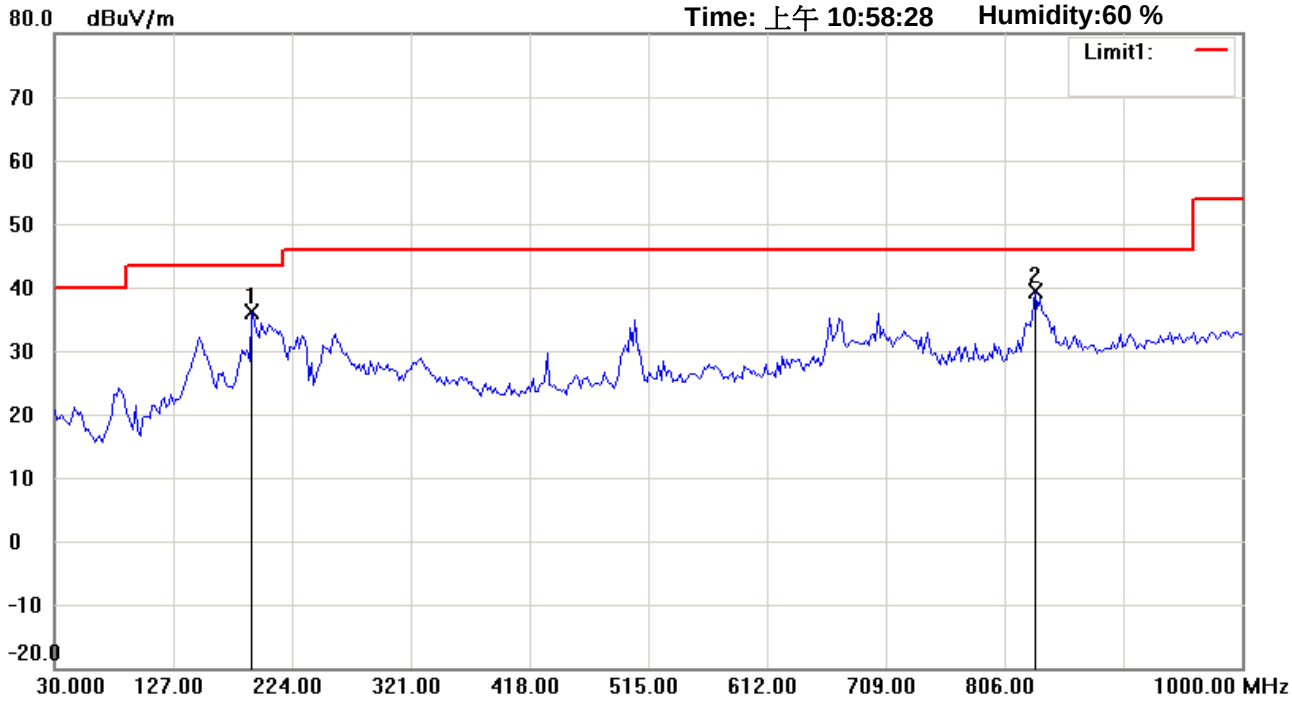

Site : Chamber

Condition : FCC_part 15 RE-Class C_30-1000MHz

Polarization: *Horizontal*

EUT : W6M21610-16337

Power : 5 Vd.c.

M/N:

Distance: 3m

Test Mode : TX 2402MHz

Note :

Mk.	Frequency (MHz)	Reading (dBuV)	Detector	Corr. factor (dB/m)	Result (dBuV/m)	Limit (dBuV/m)	Ant.Pos (cm)	Tab.Pos (deg.)	Margin (dB)	Comment
	191.3427	47.09	peak	-10.95	36.14	43.50	100	335	-7.36	
*	830.8817	36.52	peak	2.98	39.50	46.00	100	90	-6.50	

*:Maximum data x:Over limit !:over margin

Address:6F.,No.58,Ln 188,Ruey Kuang Rd,Neihu,Taipei
Tel:+886-2-6606-8877
Fax:+886-2-6606-8875

Radiated Emission Measurement

Operator: Roy

File :1 Data :#2 Date: 2016/10/21 Time: 上午 10:59:13

Temperature:24 ℃
Humidity:60 %

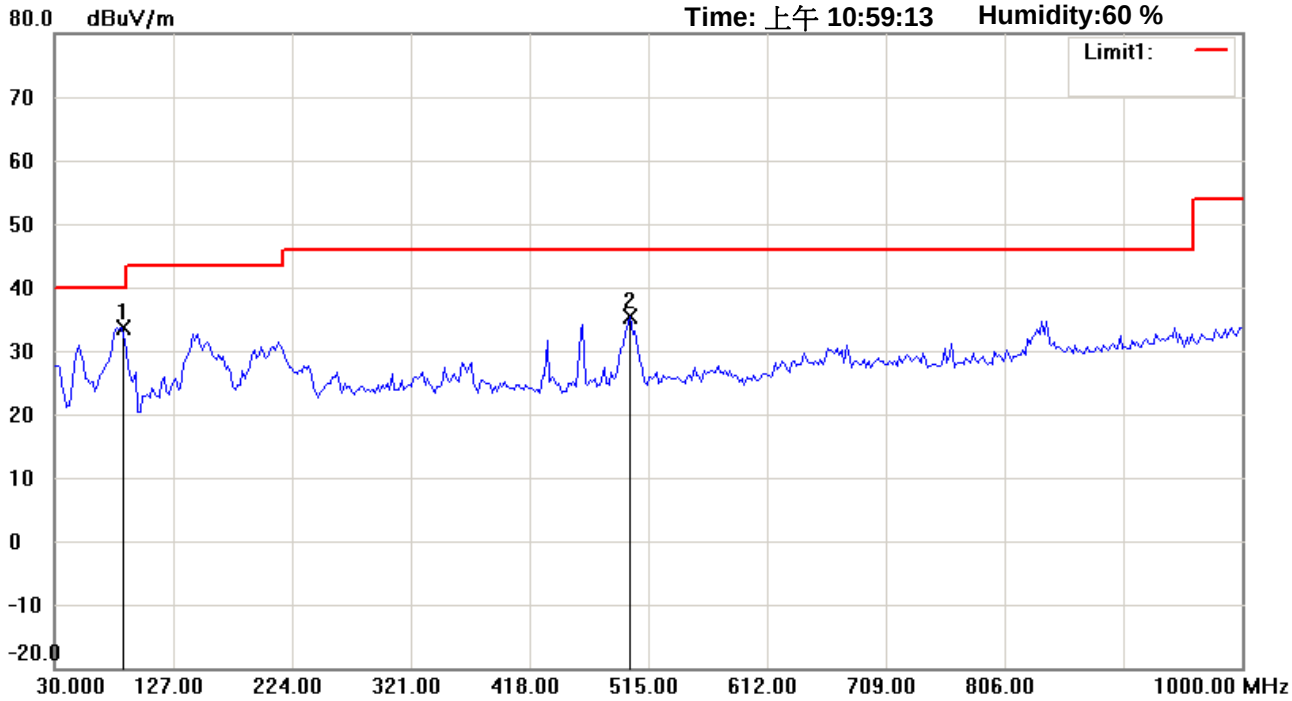

Site : Chamber

Condition : FCC_part 15 RE-Class C_30-1000MHz

Polarization: *Vertical*

EUT : W6M21610-16337

Power : 5 Vd.c.

M/N:

Distance: 3m

Test Mode : TX 2402MHz

Note :

Mk.	Frequency (MHz)	Reading (dBuV)	Detector	Corr. factor (dB/m)	Result (dBuV/m)	Limit (dBuV/m)	Ant.Pos (cm)	Tab.Pos (deg.)	Margin (dB)	Comment
*	84.4290	46.70	peak	-13.07	33.63	40.00	100	135	-6.37	
	500.4208	38.00	peak	-2.64	35.36	46.00	100	50	-10.64	

*:Maximum data x:Over limit !:over margin

Address:6F.,No.58,Ln 188,Ruey Kuang Rd,Neihu,Taipei
Tel:+886-2-6606-8877
Fax:+886-2-6606-8875

Radiated Emission Measurement

Operator: Roy

File :3 Data :#1 Date: 2016/10/21 Time: 上午 11:22:18

Temperature:24 ℃
Humidity:60 %

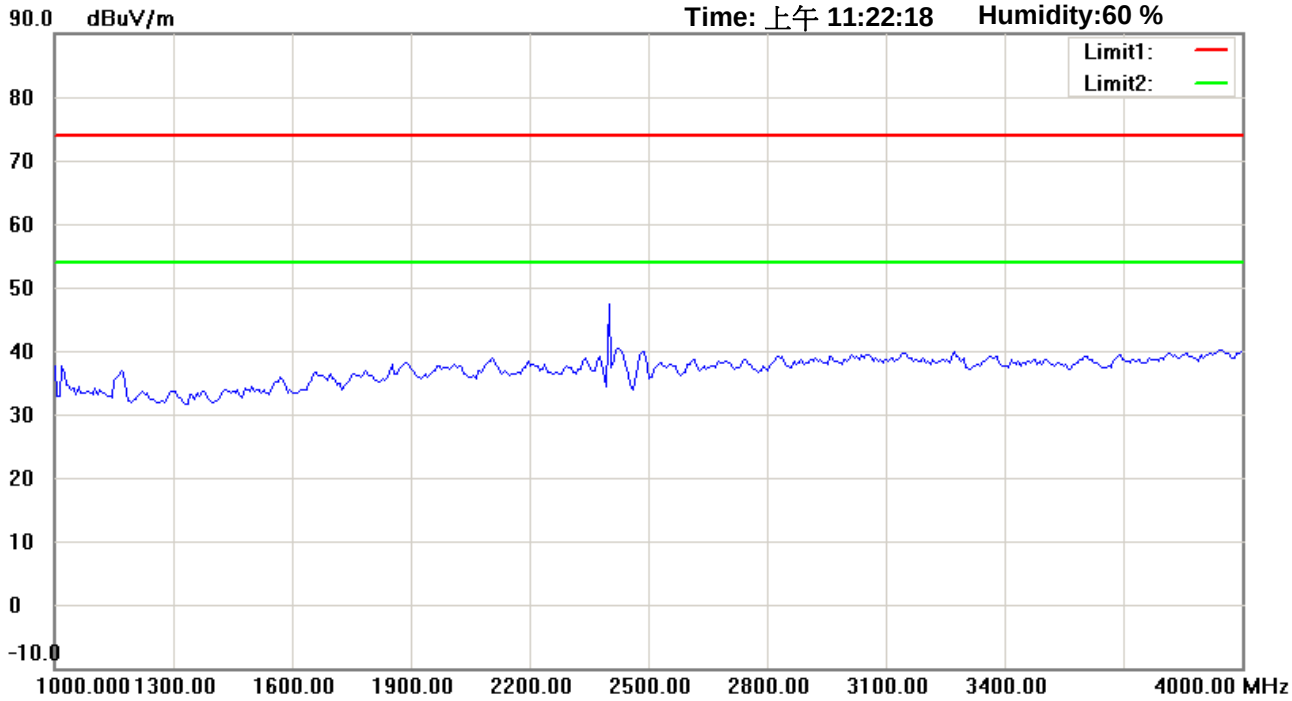

Site : Chamber

Condition : FCC_part 15 RE-Class C_Above 1GHz_PK

Polarization: *Horizontal*

EUT : W6M21610-16337

Power : 5 Vd.c.

M/N:

Distance: 3m

Test Mode : TX 2402MHz

Note :

Mk.	Frequency (MHz)	Reading (dBuV)	Detector	Corr. factor (dB/m)	Result (dBuV/m)	Limit (dBuV/m)	Ant.Pos (cm)	Tab.Pos (deg.)	Margin (dB)	Comment

*:Maximum data x:Over limit !:over margin

Address:6F.,No.58,Ln 188,Ruey Kuang Rd,Neihu,Taipei
Tel:+886-2-6606-8877
Fax:+886-2-6606-8875

Radiated Emission Measurement

Operator: Roy

File :3 | Data :#6 | Date: 2016/10/21 | Time: 上午 11:25:11 | Temperature:24 ℃ | Humidity:60 %

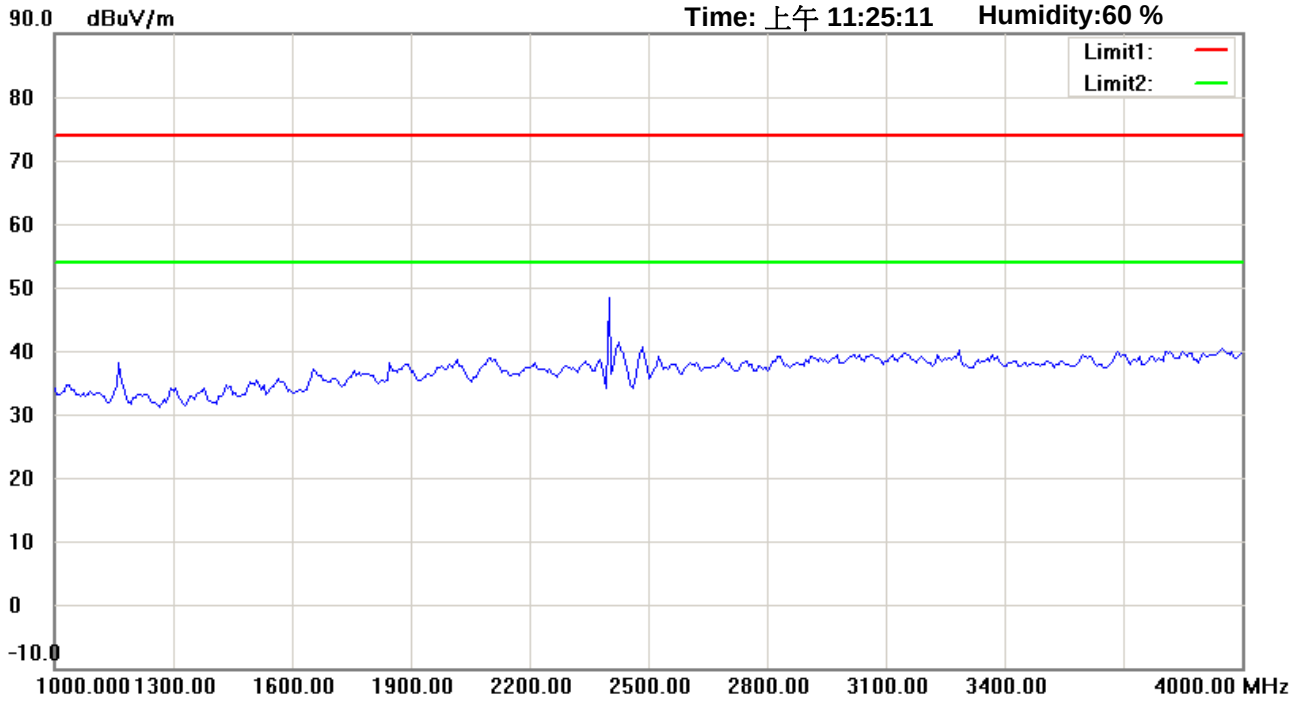

Site : Chamber

Condition : FCC_part 15 RE-Class C_Above 1GHz_PK

Polarization: *Vertical*

EUT : W6M21610-16337

Power : 5 Vd.c.

M/N:

Distance: 3m

Test Mode : TX 2402MHz

Note :

Mk.	Frequency (MHz)	Reading (dBuV)	Detector	Corr. factor (dB/m)	Result (dBuV/m)	Limit (dBuV/m)	Ant.Pos (cm)	Tab.Pos (deg.)	Margin (dB)	Comment

*:Maximum data x:Over limit !:over margin

Address:6F.,No.58,Ln 188,Ruey Kuang Rd,Neihu,Taipei
Tel:+886-2-6606-8877
Fax:+886-2-6606-8875

Radiated Emission Measurement

Operator: Roy

File :3 Data :#2 Date: 2016/10/21 Time: 上午 11:23:04

Temperature:24 ℃
Humidity:60 %

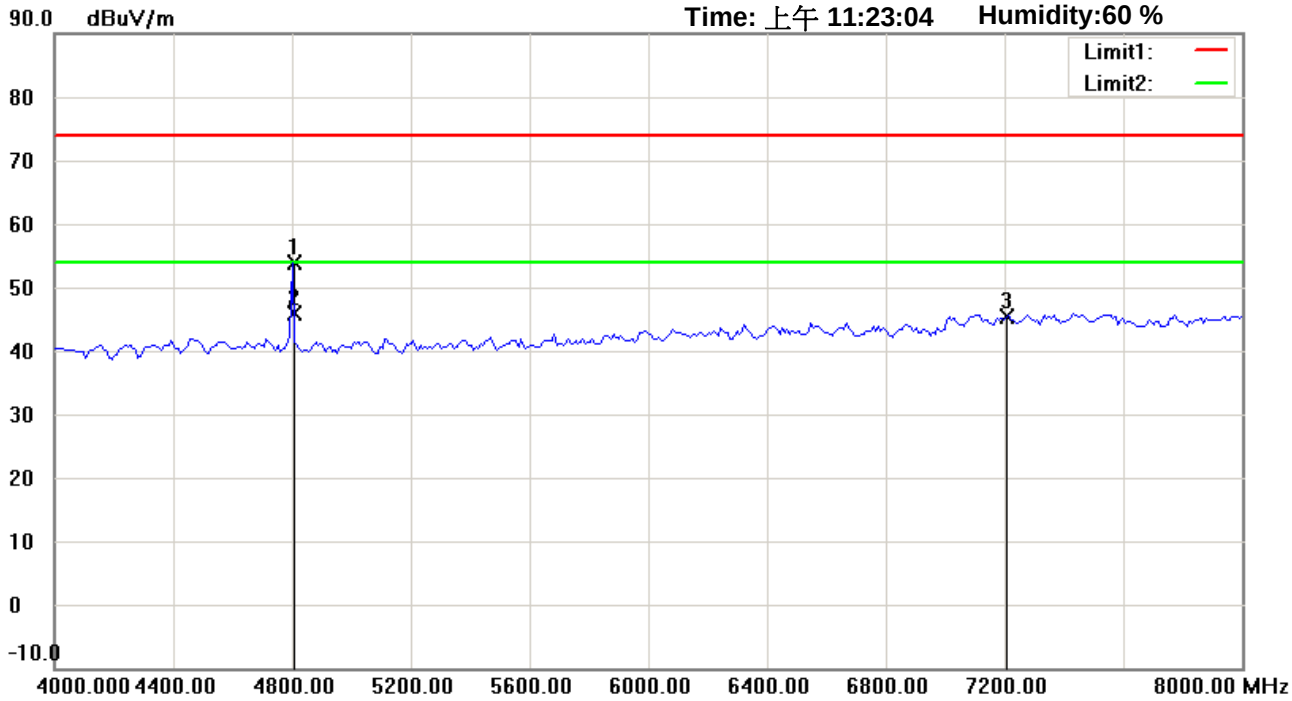

Site : Chamber

Condition : FCC_part 15 RE-Class C_Above 1GHz_PK

Polarization: *Horizontal*

EUT : W6M21610-16337

Power : 5 Vd.c.

M/N:

Distance: 3m

Test Mode : TX 2402MHz

Note :

Mk.	Frequency (MHz)	Reading (dBuV)	Detector	Corr. factor (dB/m)	Result (dBuV/m)	Limit (dBuV/m)	Ant.Pos (cm)	Tab.Pos (deg.)	Margin (dB)	Comment
	4804.371	54.47	peak	-0.59	53.88	74.00	100	80	-20.12	
*	4804.371	46.55	AVG	-0.59	45.96	54.00	100	80	-8.04	
	7206.000	41.00	peak	4.26	45.26	74.00	100	225	-28.74	

*:Maximum data x:Over limit !:over margin

Address:6F.,No.58,Ln 188,Ruey Kuang Rd,Neihu,Taipei
Tel:+886-2-6606-8877
Fax:+886-2-6606-8875

Radiated Emission Measurement

Operator: Roy

File :3 Data :#7 Date: 2016/10/21 Time: 上午 11:25:57

Temperature:24 ℃
Humidity:60 %

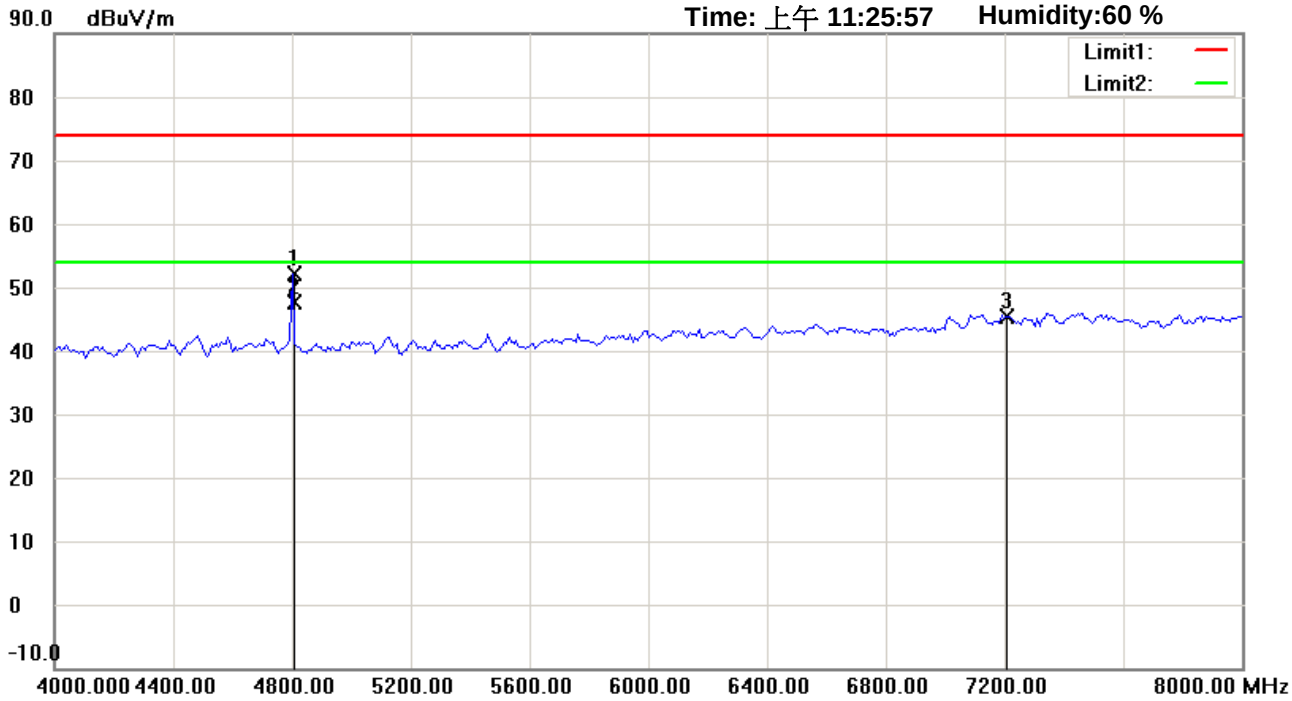

Site : Chamber

Condition : FCC_part 15 RE-Class C_Above 1GHz_PK

Polarization: *Vertical*

EUT : W6M21610-16337

Power : 5 Vd.c.

M/N:

Distance: 3m

Test Mode : TX 2402MHz

Note :

Mk.	Frequency (MHz)	Reading (dBuV)	Detector	Corr. factor (dB/m)	Result (dBuV/m)	Limit (dBuV/m)	Ant.Pos (cm)	Tab.Pos (deg.)	Margin (dB)	Comment
	4804.377	52.82	peak	-0.59	52.23	74.00	100	160	-21.77	
*	4804.377	48.16	AVG	-0.59	47.57	54.00	100	160	-6.43	
	7206.000	41.10	peak	4.26	45.36	74.00	100	35	-28.64	

*:Maximum data x:Over limit !:over margin

Address:6F.,No.58,Ln 188,Ruey Kuang Rd,Neihu,Taipei
Tel:+886-2-6606-8877
Fax:+886-2-6606-8875

Radiated Emission Measurement

Operator: Roy

File :3 | Data :#3 | Date: 2016/10/21 | Time: 上午 11:23:17 | Temperature:24 ℃ | Humidity:60 %

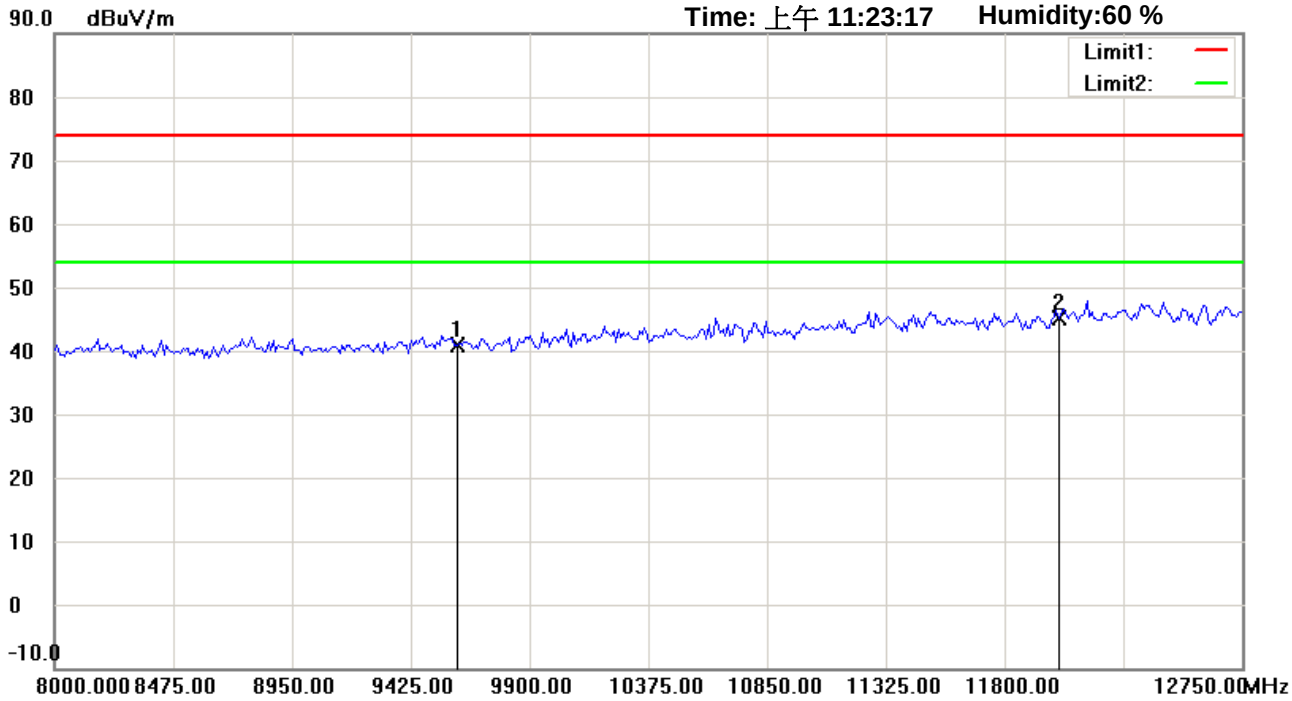

Site : Chamber

Condition : FCC_part 15 RE-Class C_Above 1GHz_PK

Polarization: *Horizontal*

EUT : W6M21610-16337

Power : 5 Vd.c.

M/N:

Distance: 3m

Test Mode : TX 2402MHz

Note :

Mk.	Frequency (MHz)	Reading (dBuV)	Detector	Corr. factor (dB/m)	Result (dBuV/m)	Limit (dBuV/m)	Ant.Pos (cm)	Tab.Pos (deg.)	Margin (dB)	Comment
	9608.000	33.29	peak	7.59	40.88	74.00	100	320	-33.12	
*	12010.000	32.64	peak	12.47	45.11	74.00	100	70	-28.89	

*:Maximum data x:Over limit !:over margin

Address:6F.,No.58,Ln 188,Ruey Kuang Rd,Neihu,Taipei
Tel:+886-2-6606-8877
Fax:+886-2-6606-8875

Radiated Emission Measurement

Operator: Roy

File :3 | Data :#8 | Date: 2016/10/21 | Time: 上午 11:26:11 | Temperature:24 ℃ | Humidity:60 %

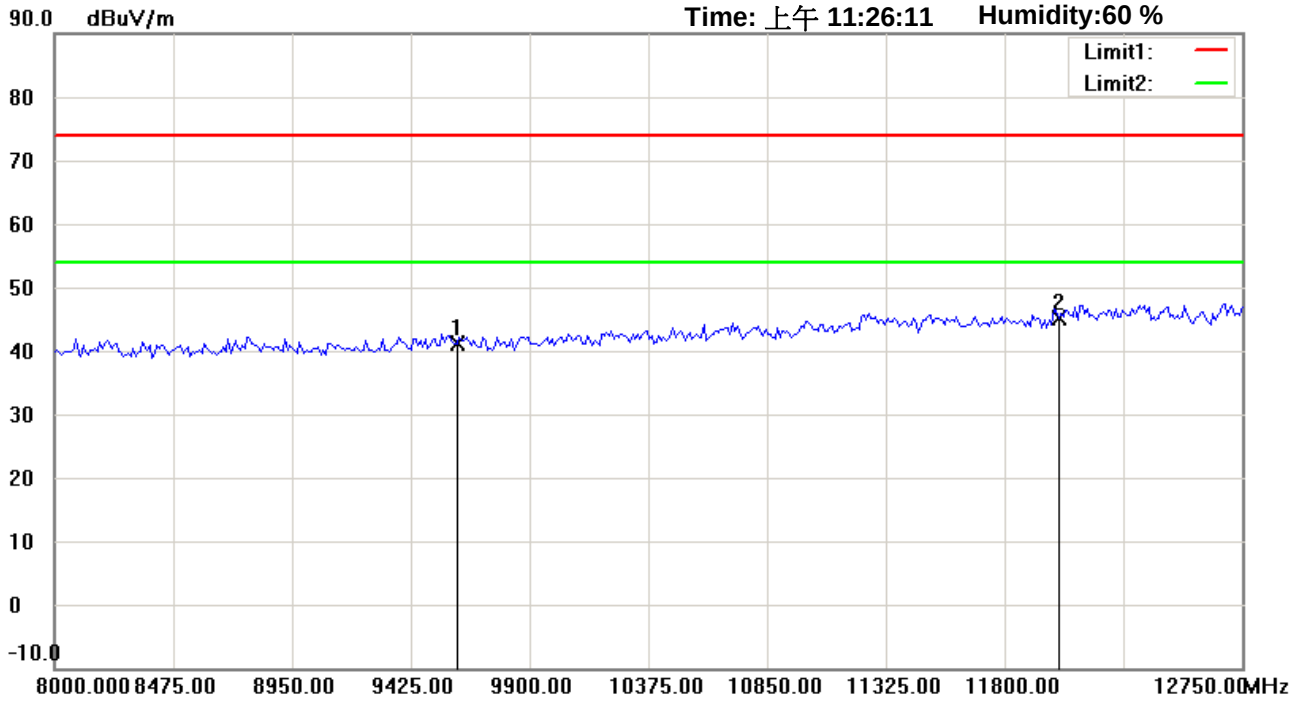

Site : Chamber

Condition : FCC_part 15 RE-Class C_Above 1GHz_PK

Polarization: *Vertical*

EUT : W6M21610-16337

Power : 5 Vd.c.

M/N:

Distance: 3m

Test Mode : TX 2402MHz

Note :

Mk.	Frequency (MHz)	Reading (dBuV)	Detector	Corr. factor (dB/m)	Result (dBuV/m)	Limit (dBuV/m)	Ant.Pos (cm)	Tab.Pos (deg.)	Margin (dB)	Comment
	9608.000	33.56	peak	7.59	41.15	74.00	100	120	-32.85	
*	12010.000	32.59	peak	12.47	45.06	74.00	100	55	-28.94	

*:Maximum data x:Over limit !:over margin

Address:6F.,No.58,Ln 188,Ruey Kuang Rd,Neihu,Taipei
Tel:+886-2-6606-8877
Fax:+886-2-6606-8875

Radiated Emission Measurement

Operator: Roy

File :3 Data :#4 Date: 2016/10/21 Time: 上午 11:24:15

Temperature:24 ℃
Humidity:60 %

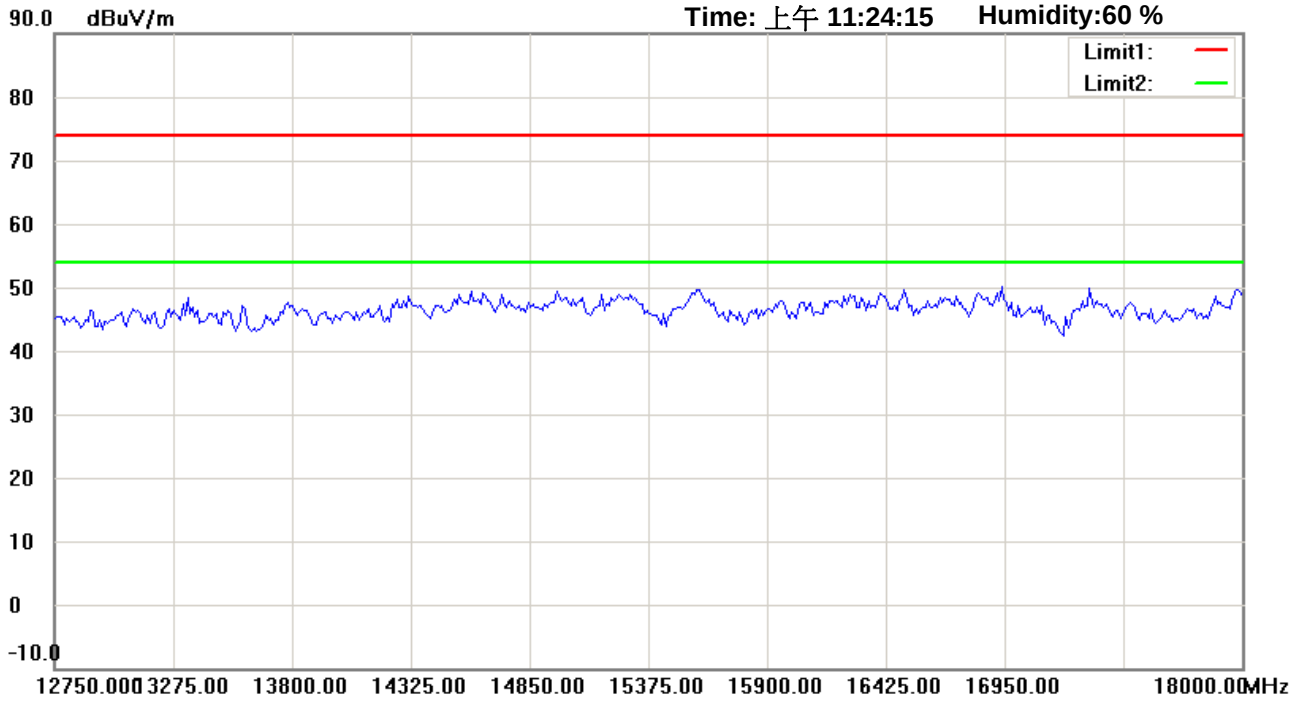

Site : Chamber

Condition : FCC_part 15 RE-Class C_Above 1GHz_PK

Polarization: *Horizontal*

EUT : W6M21610-16337

Power : 5 Vd.c.

M/N:

Distance: 3m

Test Mode : TX 2402MHz

Note :

Mk.	Frequency (MHz)	Reading (dBuV)	Detector	Corr. factor (dB/m)	Result (dBuV/m)	Limit (dBuV/m)	Ant.Pos (cm)	Tab.Pos (deg.)	Margin (dB)	Comment

*:Maximum data x:Over limit !:over margin

Address:6F.,No.58,Ln 188,Ruey Kuang Rd,Neihu,Taipei
Tel:+886-2-6606-8877
Fax:+886-2-6606-8875

Radiated Emission Measurement

Operator: Roy

File :3 Data :#9 Date: 2016/10/21 Time: 上午 11:27:13

Temperature:24 ℃
Humidity:60 %

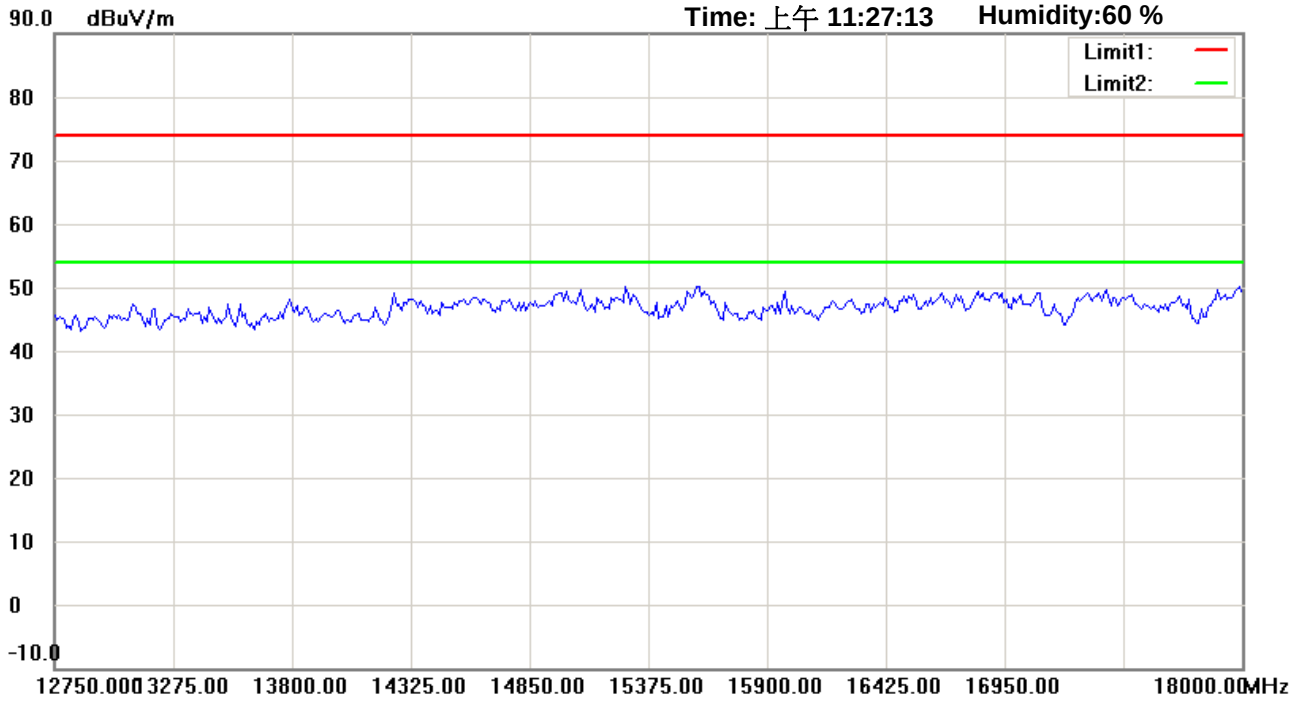

Site : Chamber

Condition : FCC_part 15 RE-Class C_Above 1GHz_PK

Polarization: *Vertical*

EUT : W6M21610-16337

Power : 5 Vd.c.

M/N:

Distance: 3m

Test Mode : TX 2402MHz

Note :

Mk.	Frequency (MHz)	Reading (dBuV)	Detector	Corr. factor (dB/m)	Result (dBuV/m)	Limit (dBuV/m)	Ant.Pos (cm)	Tab.Pos (deg.)	Margin (dB)	Comment

*:Maximum data x:Over limit !:over margin

Address:6F.,No.58,Ln 188,Ruey Kuang Rd,Neihu,Taipei
Tel:+886-2-6606-8877
Fax:+886-2-6606-8875

Radiated Emission Measurement

Operator: Roy

File :3 Data :#5 Date: 2016/10/21 Time: 上午 11:24:25

Temperature:24 ℃
Humidity:60 %

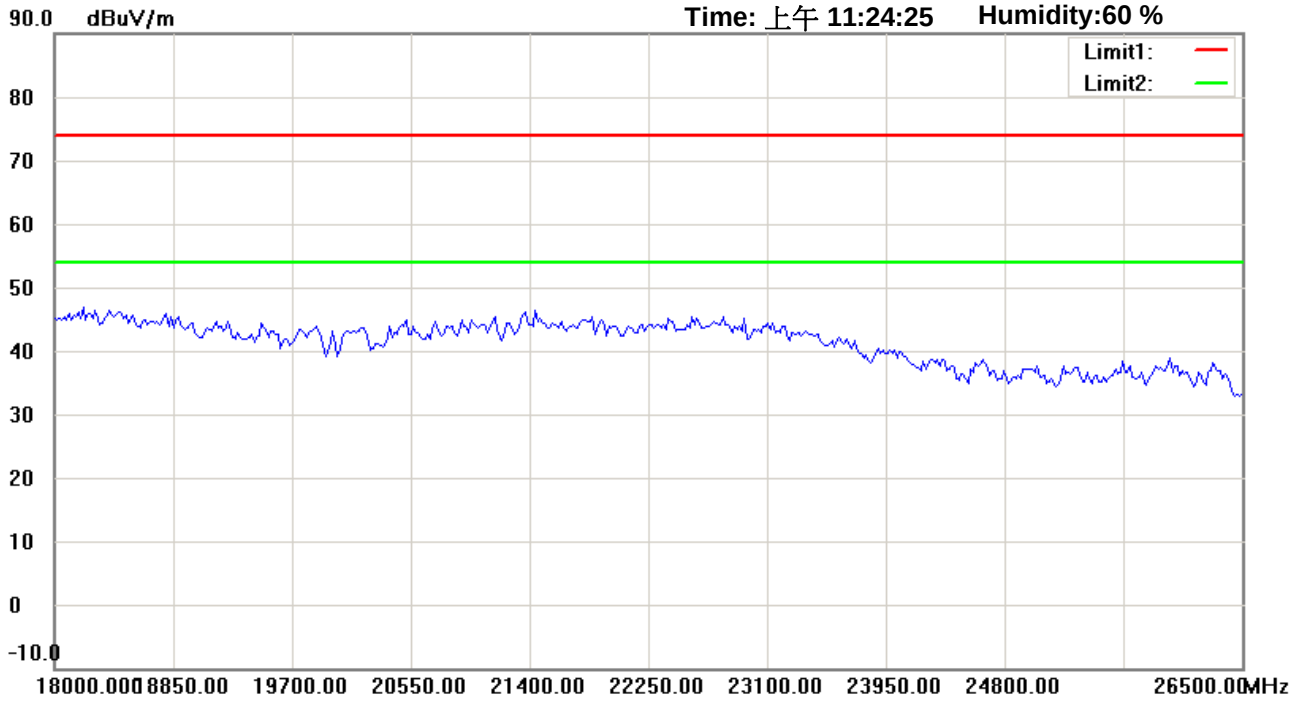

Site : Chamber

Condition : FCC_part 15 RE-Class C_Above 1GHz_PK

Polarization: *Horizontal*

EUT : W6M21610-16337

Power : 5 Vd.c.

M/N:

Distance: 3m

Test Mode : TX 2402MHz

Note :

Mk.	Frequency (MHz)	Reading (dBuV)	Detector	Corr. factor (dB/m)	Result (dBuV/m)	Limit (dBuV/m)	Ant.Pos (cm)	Tab.Pos (deg.)	Margin (dB)	Comment

*:Maximum data x:Over limit !:over margin

Address:6F.,No.58,Ln 188,Ruey Kuang Rd,Neihu,Taipei
Tel:+886-2-6606-8877
Fax:+886-2-6606-8875

Radiated Emission Measurement

Operator: Roy

File :3 | Data :#10 | Date: 2016/10/21 | Time: 上午 11:27:23 | Temperature:24 ℃ | Humidity:60 %

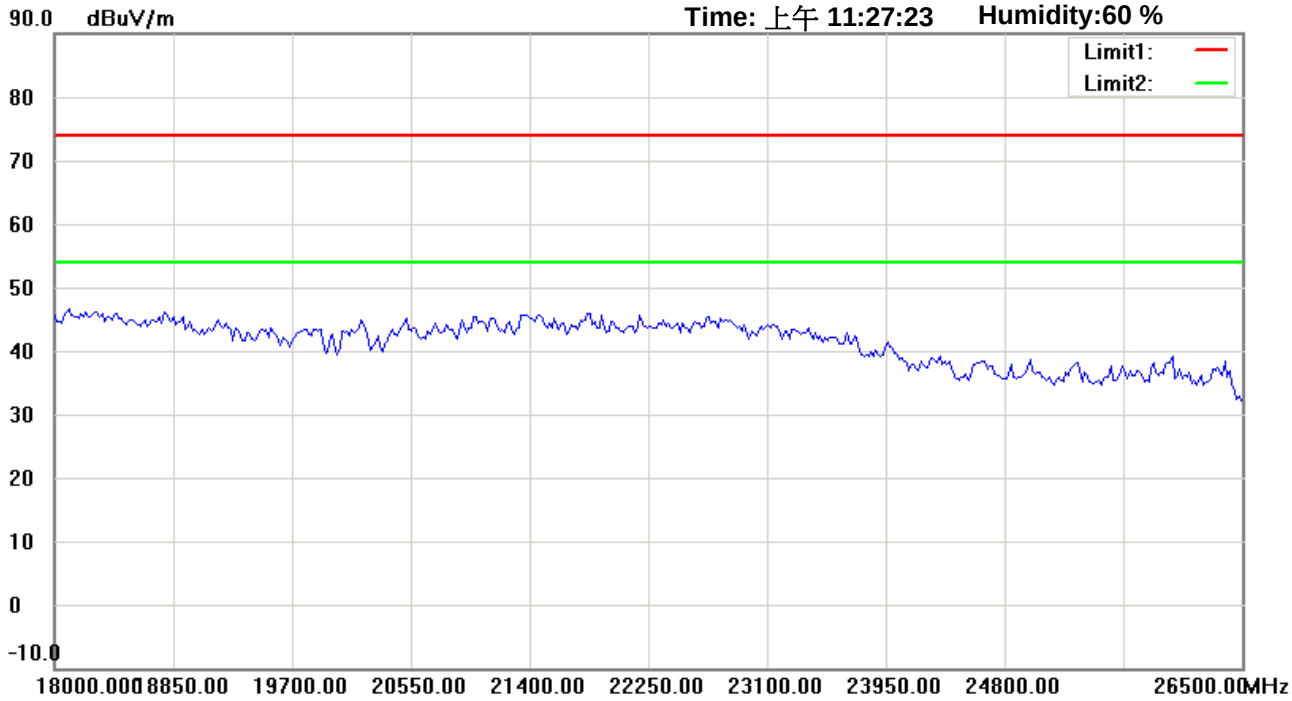

Site : Chamber

Condition : FCC_part 15 RE-Class C_Above 1GHz_PK

Polarization: *Vertical*

EUT : W6M21610-16337

Power : 5 Vd.c.

M/N:

Distance: 3m

Test Mode : TX 2402MHz

Note :

Mk.	Frequency (MHz)	Reading (dBuV)	Detector	Corr. factor (dB/m)	Result (dBuV/m)	Limit (dBuV/m)	Ant.Pos (cm)	Tab.Pos (deg.)	Margin (dB)	Comment

*:Maximum data x:Over limit !:over margin

Address:6F.,No.58,Ln 188,Ruey Kuang Rd,Neihu,Taipei
Tel:+886-2-6606-8877
Fax:+886-2-6606-8875

Radiated Emission Measurement

Operator: Roy

File :1 Data :#1 Date: 2016/10/21 Time: 上午 11:00:36

Temperature:24 ℃
Humidity:60 %

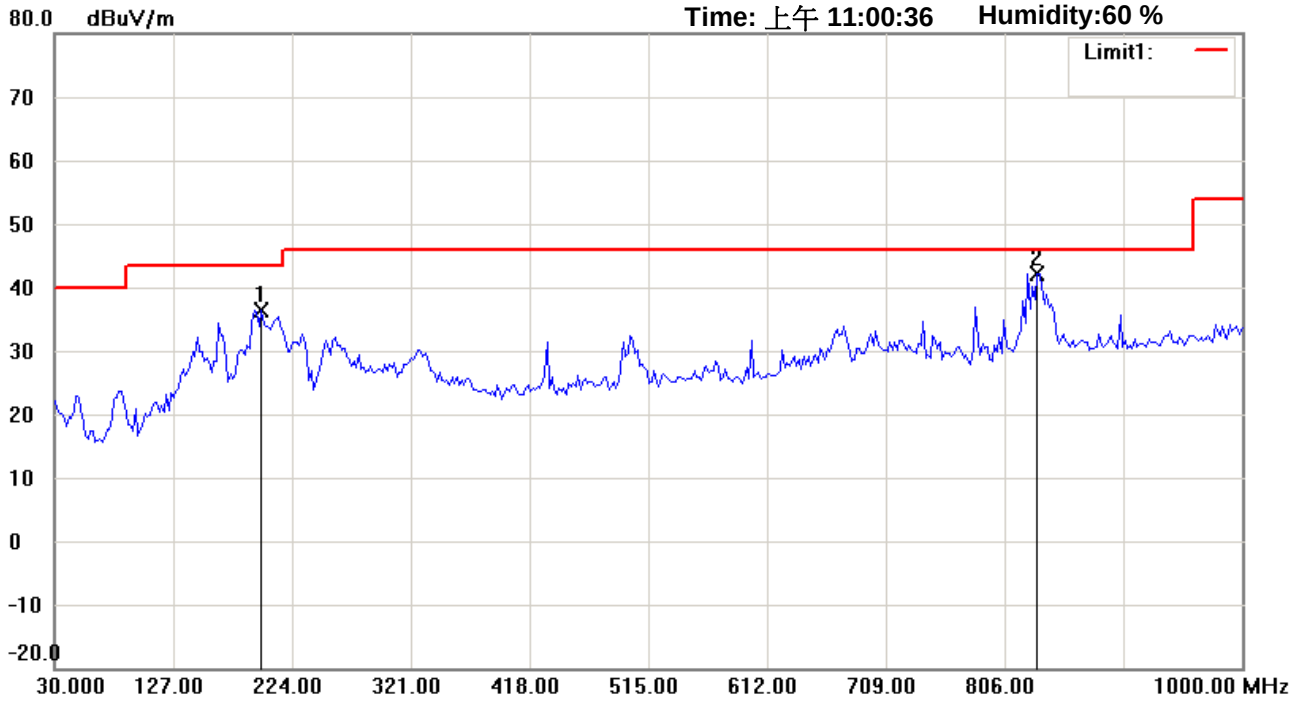

Site : Chamber

Condition : FCC_part 15 RE-Class C_30-1000MHz

Polarization: *Horizontal*

EUT : W6M21610-16337

Power : 5 Vd.c.

M/N:

Distance: 3m

Test Mode : TX 2440MHz

Note :

Mk.	Frequency (MHz)	Reading (dBuV)	Detector	Corr. factor (dB/m)	Result (dBuV/m)	Limit (dBuV/m)	Ant.Pos (cm)	Tab.Pos (deg.)	Margin (dB)	Comment
	199.1182	46.76	peak	-10.34	36.42	43.50	100	85	-7.08	
*	832.8256	39.07	peak	3.05	42.12	46.00	100	200	-3.88	

*:Maximum data x:Over limit !:over margin

Address:6F.,No.58,Ln 188,Ruey Kuang Rd,Neihu,Taipei
Tel:+886-2-6606-8877
Fax:+886-2-6606-8875

Radiated Emission Measurement

Operator: Roy

File :1 Data :#2 Date: 2016/10/21 Time: 上午 11:01:21

Temperature:24 ℃
Humidity:60 %

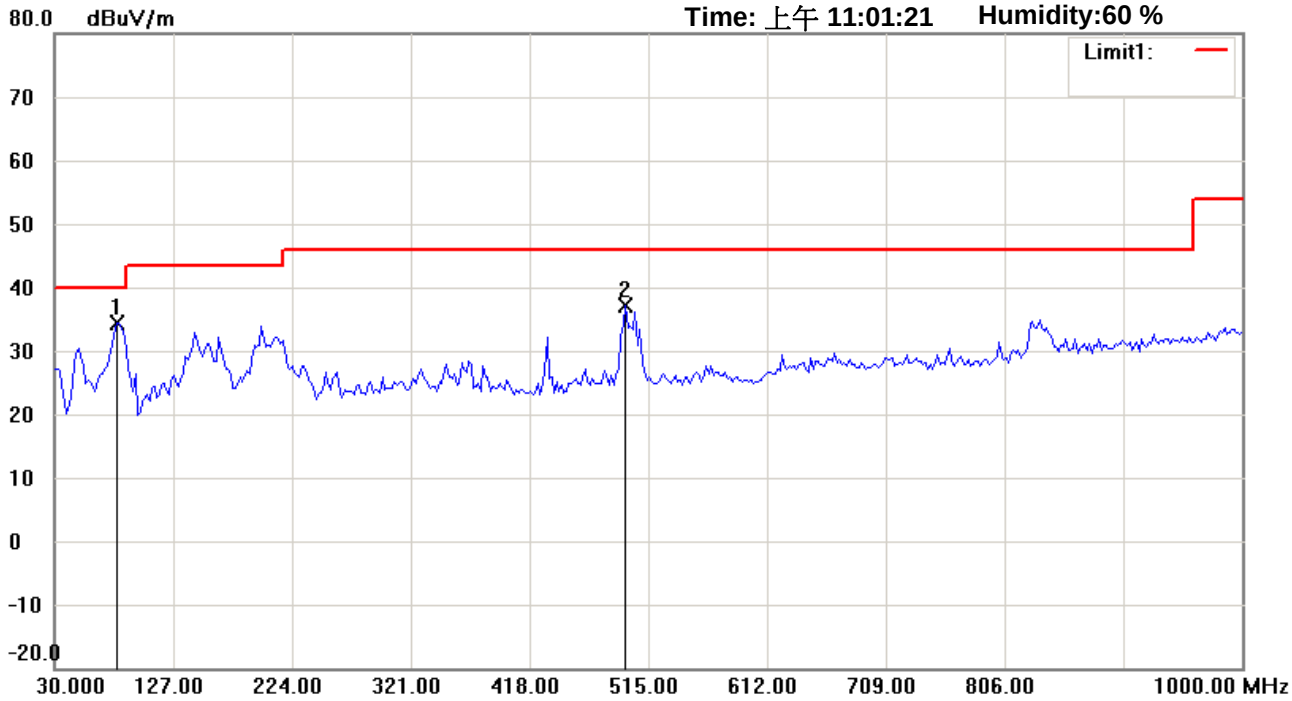

Site : Chamber

Condition : FCC_part 15 RE-Class C_30-1000MHz

Polarization: *Vertical*

EUT : W6M21610-16337

Power : 5 Vd.c.

M/N:

Distance: 3m

Test Mode : TX 2440MHz

Note :

Mk.	Frequency (MHz)	Reading (dBuV)	Detector	Corr. factor (dB/m)	Result (dBuV/m)	Limit (dBuV/m)	Ant.Pos (cm)	Tab.Pos (deg.)	Margin (dB)	Comment
*	80.5411	47.49	peak	-13.07	34.42	40.00	100	105	-5.58	
	496.5331	39.84	peak	-2.66	37.18	46.00	100	45	-8.82	

*:Maximum data x:Over limit !:over margin

Address:6F.,No.58,Ln 188,Ruey Kuang Rd,Neihu,Taipei
Tel:+886-2-6606-8877
Fax:+886-2-6606-8875

Radiated Emission Measurement

Operator: Roy

File :3 | Data :#1 | Date: 2016/10/21 | Time: 上午 11:39:39 | Temperature:24 ℃ | Humidity:60 %

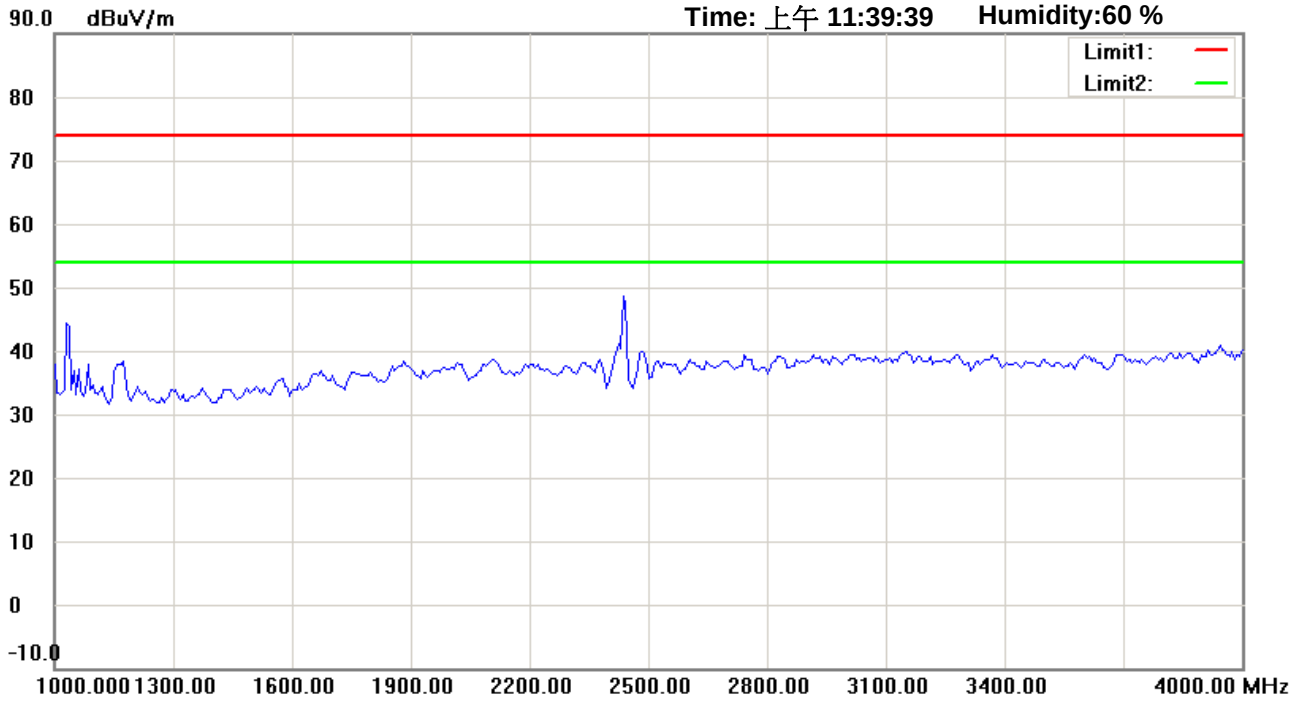

Site : Chamber

Condition : FCC_part 15 RE-Class C_Above 1GHz_PK

Polarization: *Horizontal*

EUT : W6M21610-16337

Power : 5 Vd.c.

M/N:

Distance: 3m

Test Mode : TX 2440MHz

Note :

Mk.	Frequency (MHz)	Reading (dBuV)	Detector	Corr. factor (dB/m)	Result (dBuV/m)	Limit (dBuV/m)	Ant.Pos (cm)	Tab.Pos (deg.)	Margin (dB)	Comment

*:Maximum data x:Over limit !:over margin

Address:6F.,No.58,Ln 188,Ruey Kuang Rd,Neihu,Taipei
Tel:+886-2-6606-8877
Fax:+886-2-6606-8875

Radiated Emission Measurement

Operator: Roy

File :3 | Data :#6 | Date: 2016/10/21 | Time: 上午 11:42:33 | Temperature:24 ℃ | Humidity:60 %

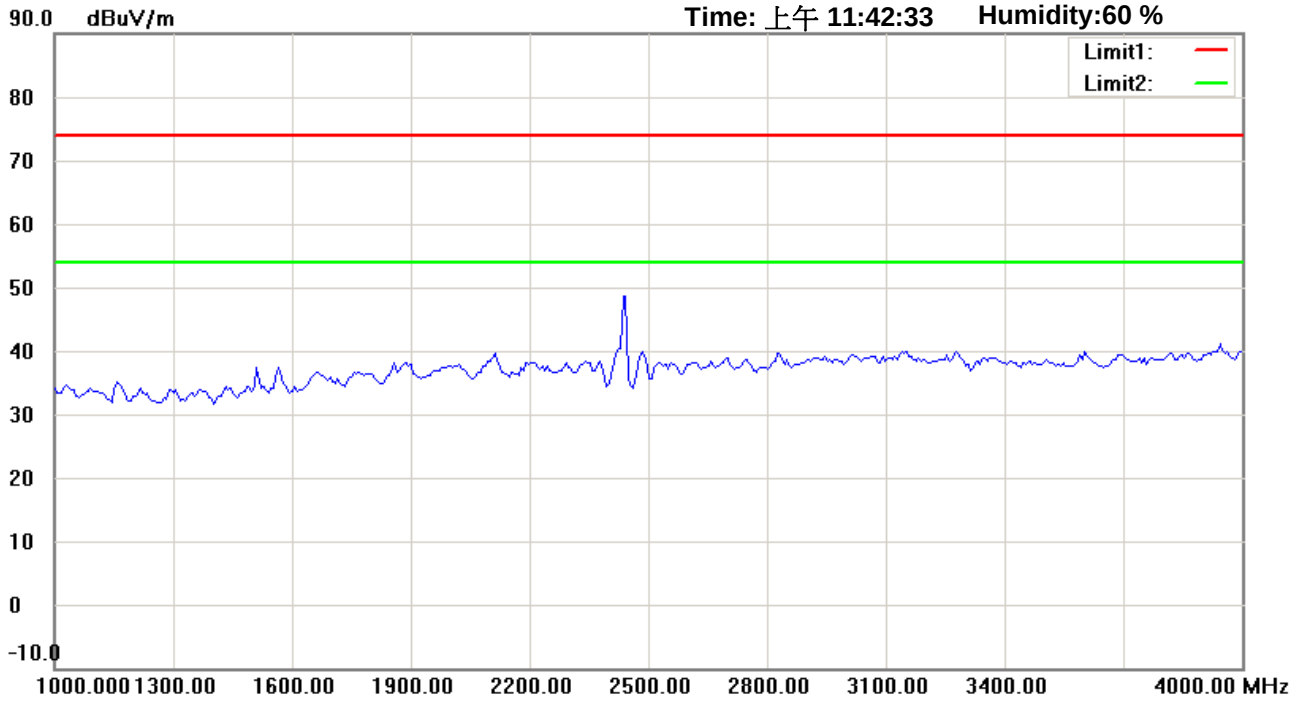

Site : Chamber

Condition : FCC_part 15 RE-Class C_Above 1GHz_PK

Polarization: *Vertical*

EUT : W6M21610-16337

Power : 5 Vd.c.

M/N:

Distance: 3m

Test Mode : TX 2440MHz

Note :

Mk.	Frequency (MHz)	Reading (dBuV)	Detector	Corr. factor (dB/m)	Result (dBuV/m)	Limit (dBuV/m)	Ant.Pos (cm)	Tab.Pos (deg.)	Margin (dB)	Comment

*:Maximum data x:Over limit !:over margin

Address:6F.,No.58,Ln 188,Ruey Kuang Rd,Neihu,Taipei
Tel:+886-2-6606-8877
Fax:+886-2-6606-8875

Radiated Emission Measurement

Operator: Roy

File :3 | Data :#2 | Date: 2016/10/21 | Time: 上午 11:40:25 | Temperature:24 ℃ | Humidity:60 %

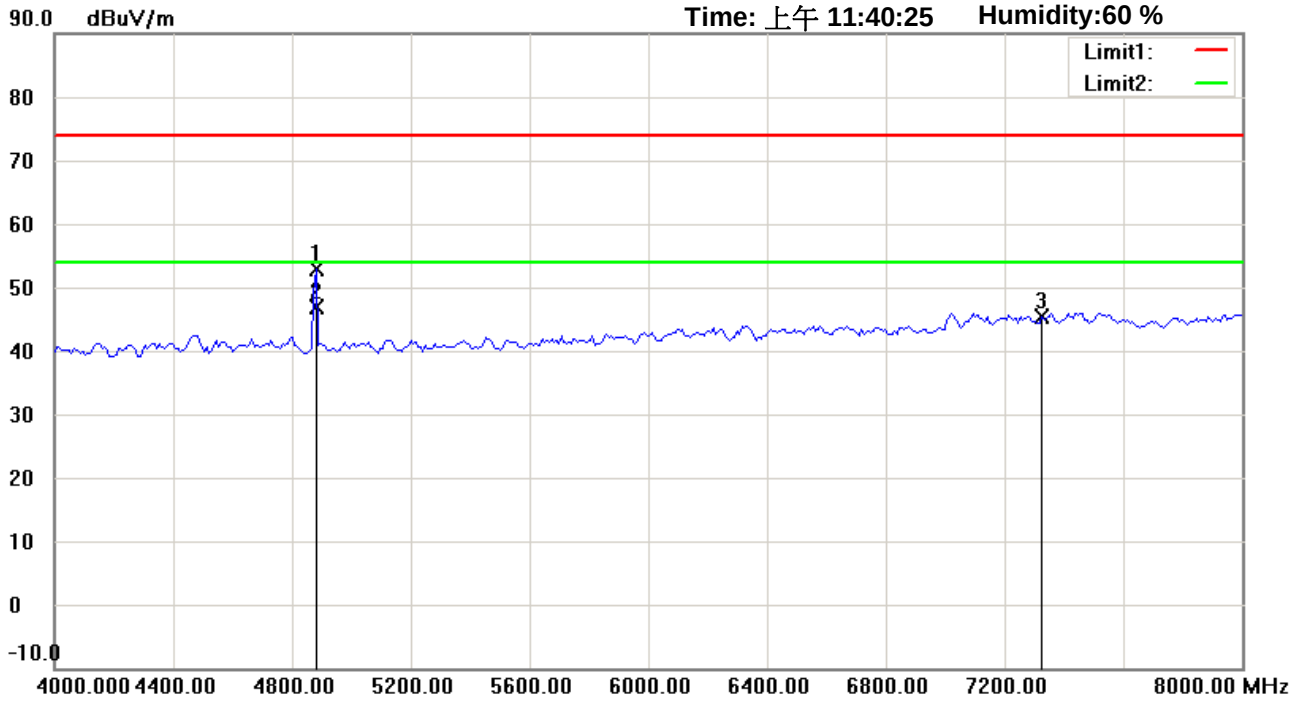

Site : Chamber

Condition : FCC_part 15 RE-Class C_Above 1GHz_PK

Polarization: *Horizontal*

EUT : W6M21610-16337

Power : 5 Vd.c.

M/N:

Distance: 3m

Test Mode : TX 2440MHz

Note :

Mk.	Frequency (MHz)	Reading (dBuV)	Detector	Corr. factor (dB/m)	Result (dBuV/m)	Limit (dBuV/m)	Ant.Pos (cm)	Tab.Pos (deg.)	Margin (dB)	Comment
	4880.391	53.33	peak	-0.49	52.84	74.00	100	290	-21.16	
*	4880.391	47.32	AVG	-0.49	46.83	54.00	100	290	-7.17	
	7320.000	40.83	peak	4.49	45.32	74.00	100	260	-28.68	

*:Maximum data x:Over limit !:over margin

Address:6F.,No.58,Ln 188,Ruey Kuang Rd,Neihu,Taipei
Tel:+886-2-6606-8877
Fax:+886-2-6606-8875

Radiated Emission Measurement

Operator: Roy

File :3 | Data :#7 | Date: 2016/10/21 | Time: 上午 11:43:18 | Temperature:24 ℃ | Humidity:60 %

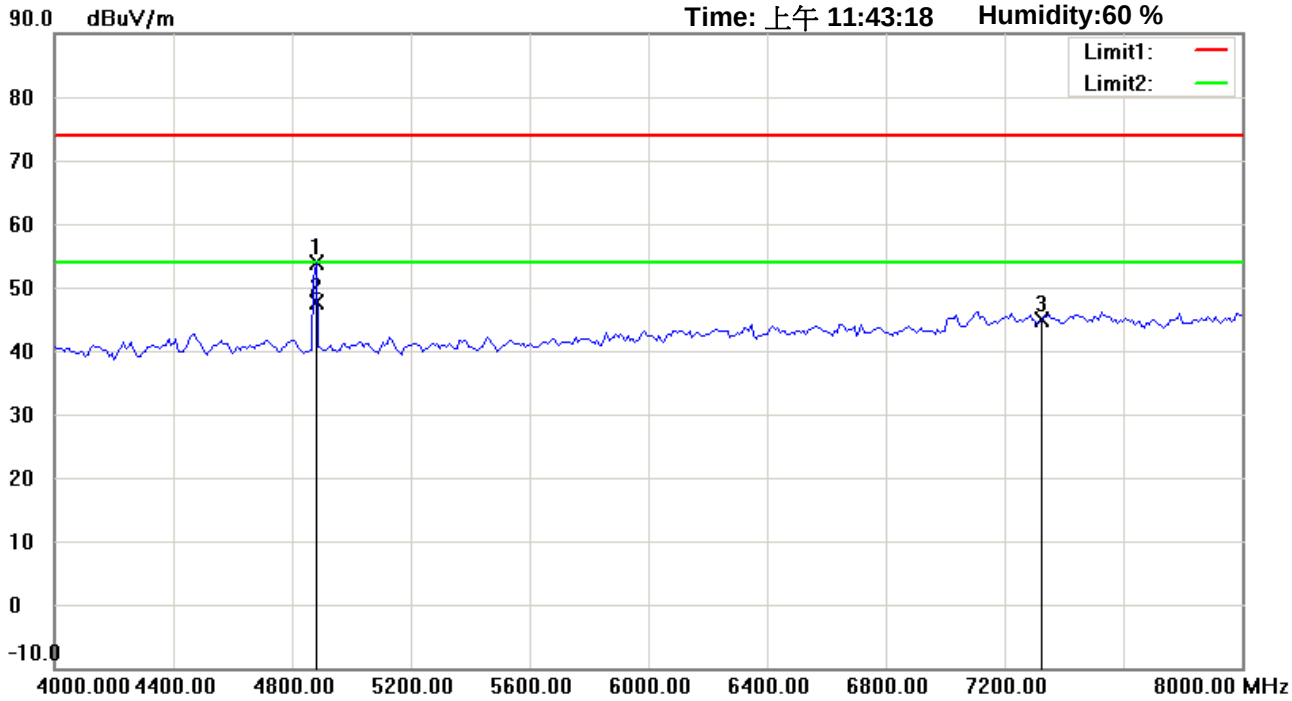

Site : Chamber

Condition : FCC_part 15 RE-Class C_Above 1GHz_PK

Polarization: *Vertical*

EUT : W6M21610-16337

Power : 5 Vd.c.

M/N:

Distance: 3m

Test Mode : TX 2440MHz

Note :

Mk.	Frequency (MHz)	Reading (dBuV)	Detector	Corr. factor (dB/m)	Result (dBuV/m)	Limit (dBuV/m)	Ant.Pos (cm)	Tab.Pos (deg.)	Margin (dB)	Comment
	4880.375	54.32	peak	-0.49	53.83	74.00	100	25	-20.17	
*	4880.375	48.20	AVG	-0.49	47.71	54.00	100	25	-6.29	
	7320.000	40.29	peak	4.49	44.78	74.00	100	165	-29.22	

*:Maximum data x:Over limit !:over margin

Address:6F.,No.58,Ln 188,Ruey Kuang Rd,Neihu,Taipei
Tel:+886-2-6606-8877
Fax:+886-2-6606-8875

Radiated Emission Measurement

Operator: Roy

File :3 Data :#3 Date: 2016/10/21 Time: 上午 11:40:38

Temperature:24 ℃
Humidity:60 %

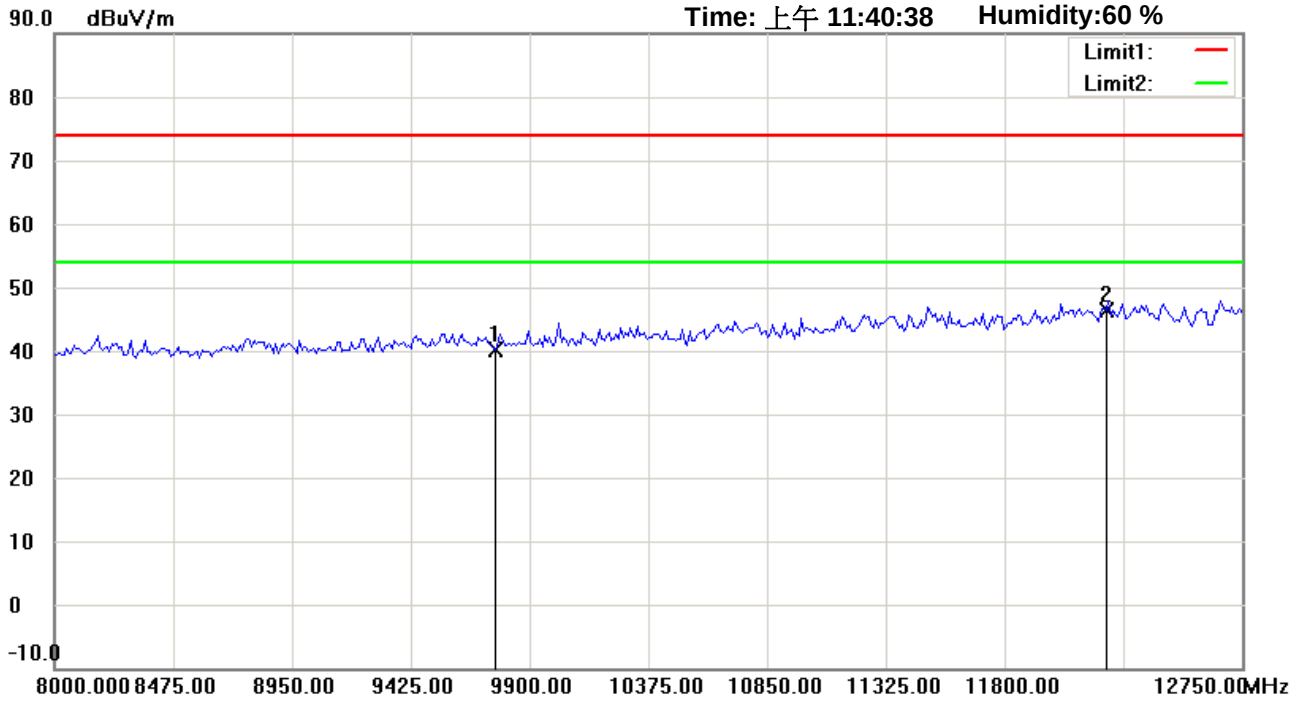

Site : Chamber

Condition : FCC_part 15 RE-Class C_Above 1GHz_PK

Polarization: *Horizontal*

EUT : W6M21610-16337

Power : 5 Vd.c.

M/N:

Distance: 3m

Test Mode : TX 2440MHz

Note :

Mk.	Frequency (MHz)	Reading (dBuV)	Detector	Corr. factor (dB/m)	Result (dBuV/m)	Limit (dBuV/m)	Ant.Pos (cm)	Tab.Pos (deg.)	Margin (dB)	Comment
	9760.000	32.57	peak	7.50	40.07	74.00	100	265	-33.93	
*	12200.000	32.51	peak	13.83	46.34	74.00	100	220	-27.66	

*:Maximum data x:Over limit !:over margin

Address:6F.,No.58,Ln 188,Ruey Kuang Rd,Neihu,Taipei
Tel:+886-2-6606-8877
Fax:+886-2-6606-8875

Radiated Emission Measurement

Operator: Roy

File :3 | Data :#8 | Date: 2016/10/21 | Time: 上午 11:43:32 | Temperature:24 ℃ | Humidity:60 %

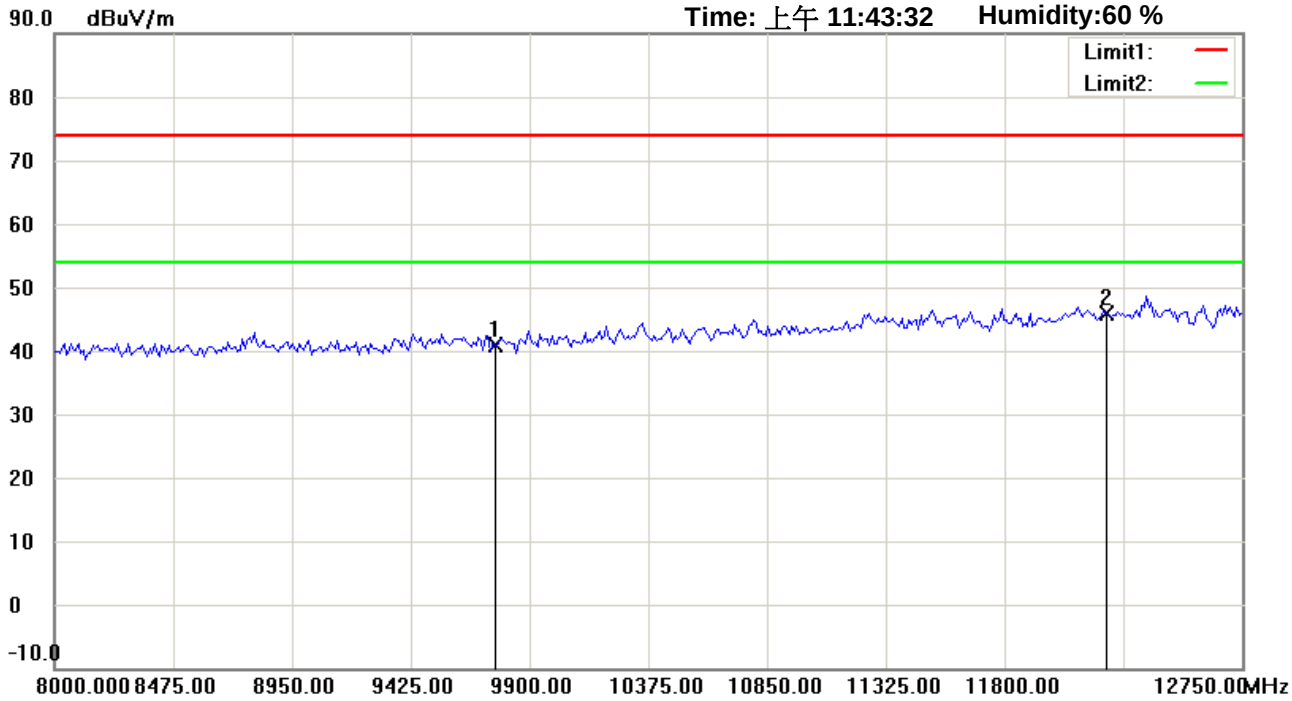

Site : Chamber

Condition : FCC_part 15 RE-Class C_Above 1GHz_PK

Polarization: *Vertical*

EUT : W6M21610-16337

Power : 5 Vd.c.

M/N:

Distance: 3m

Test Mode : TX 2440MHz

Note :

Mk.	Frequency (MHz)	Reading (dBuV)	Detector	Corr. factor (dB/m)	Result (dBuV/m)	Limit (dBuV/m)	Ant.Pos (cm)	Tab.Pos (deg.)	Margin (dB)	Comment
	9760.000	33.29	peak	7.50	40.79	74.00	100	250	-33.21	
*	12200.000	31.98	peak	13.83	45.81	74.00	100	85	-28.19	

*:Maximum data x:Over limit !:over margin

Address:6F.,No.58,Ln 188,Ruey Kuang Rd,Neihu,Taipei
Tel:+886-2-6606-8877
Fax:+886-2-6606-8875

Radiated Emission Measurement

Operator: Roy

File :3 Data :#4 Date: 2016/10/21 Time: 上午 11:41:36

Temperature:24 ℃
Humidity:60 %

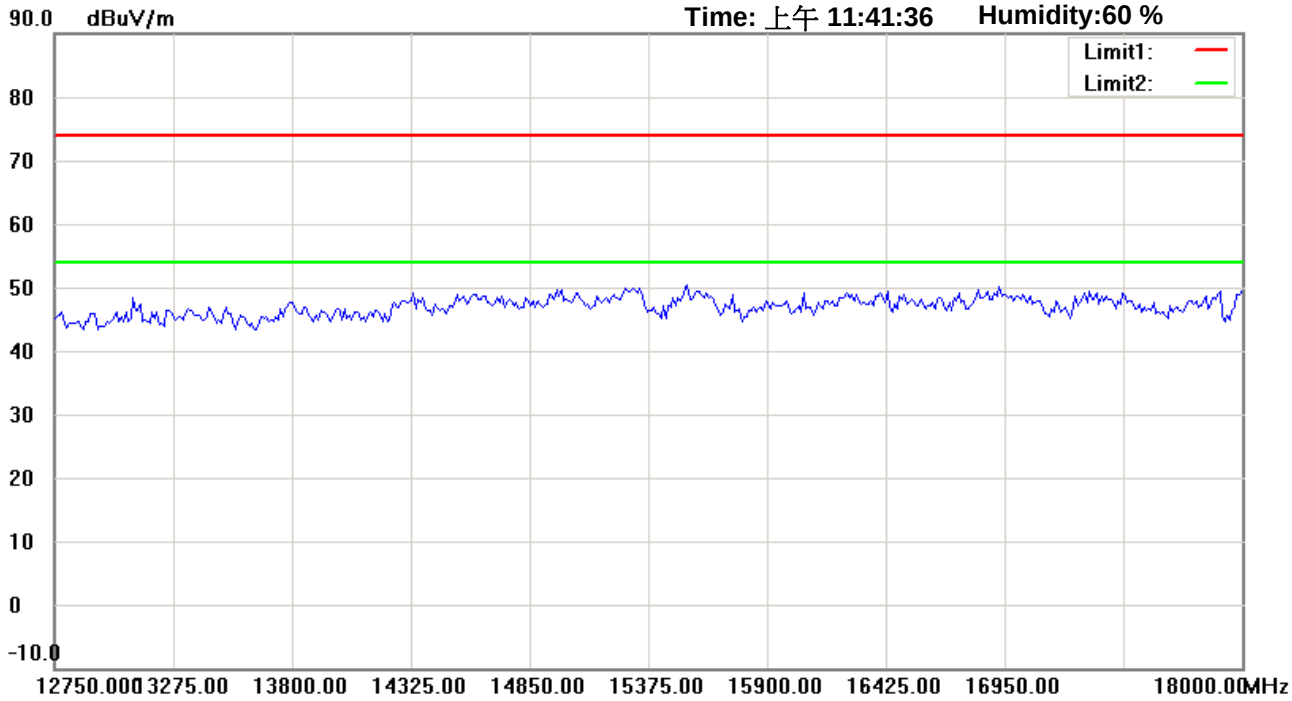

Site : Chamber

Condition : FCC_part 15 RE-Class C_Above 1GHz_PK

Polarization: *Horizontal*

EUT : W6M21610-16337

Power : 5 Vd.c.

M/N:

Distance: 3m

Test Mode : TX 2440MHz

Note :

Mk.	Frequency (MHz)	Reading (dBuV)	Detector	Corr. factor (dB/m)	Result (dBuV/m)	Limit (dBuV/m)	Ant.Pos (cm)	Tab.Pos (deg.)	Margin (dB)	Comment

*:Maximum data x:Over limit !:over margin

Address:6F.,No.58,Ln 188,Ruey Kuang Rd,Neihu,Taipei
Tel:+886-2-6606-8877
Fax:+886-2-6606-8875

Radiated Emission Measurement

Operator: Roy

File :3 Data :#9 Date: 2016/10/21 Time: 上午 11:44:34

Temperature:24 ℃
Humidity:60 %

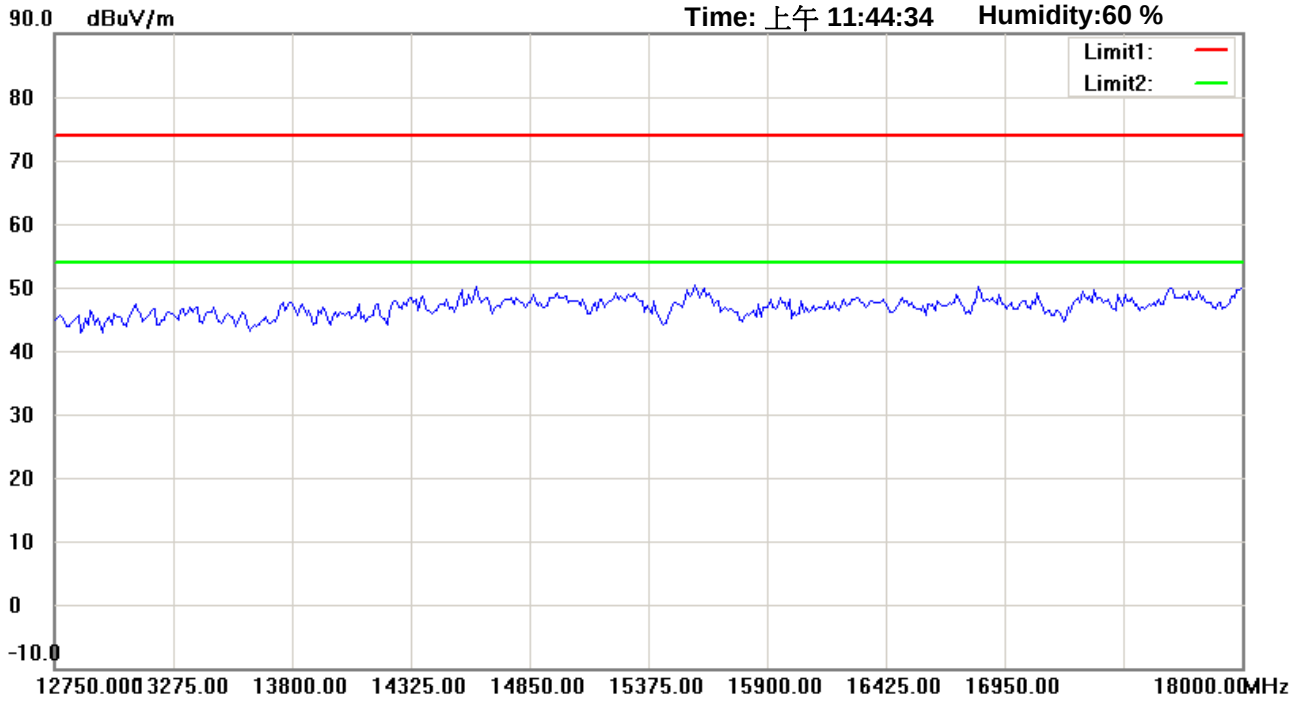

Site : Chamber

Condition : FCC_part 15 RE-Class C_Above 1GHz_PK

Polarization: *Vertical*

EUT : W6M21610-16337

Power : 5 Vd.c.

M/N:

Distance: 3m

Test Mode : TX 2440MHz

Note :

Mk.	Frequency (MHz)	Reading (dBuV)	Detector	Corr. factor (dB/m)	Result (dBuV/m)	Limit (dBuV/m)	Ant.Pos (cm)	Tab.Pos (deg.)	Margin (dB)	Comment

*:Maximum data x:Over limit !:over margin

Address:6F.,No.58,Ln 188,Ruey Kuang Rd,Neihu,Taipei
Tel:+886-2-6606-8877
Fax:+886-2-6606-8875

Radiated Emission Measurement

Operator: Roy

File :3 Data :#5 Date: 2016/10/21 Time: 上午 11:41:46

Temperature:24 ℃
Humidity:60 %

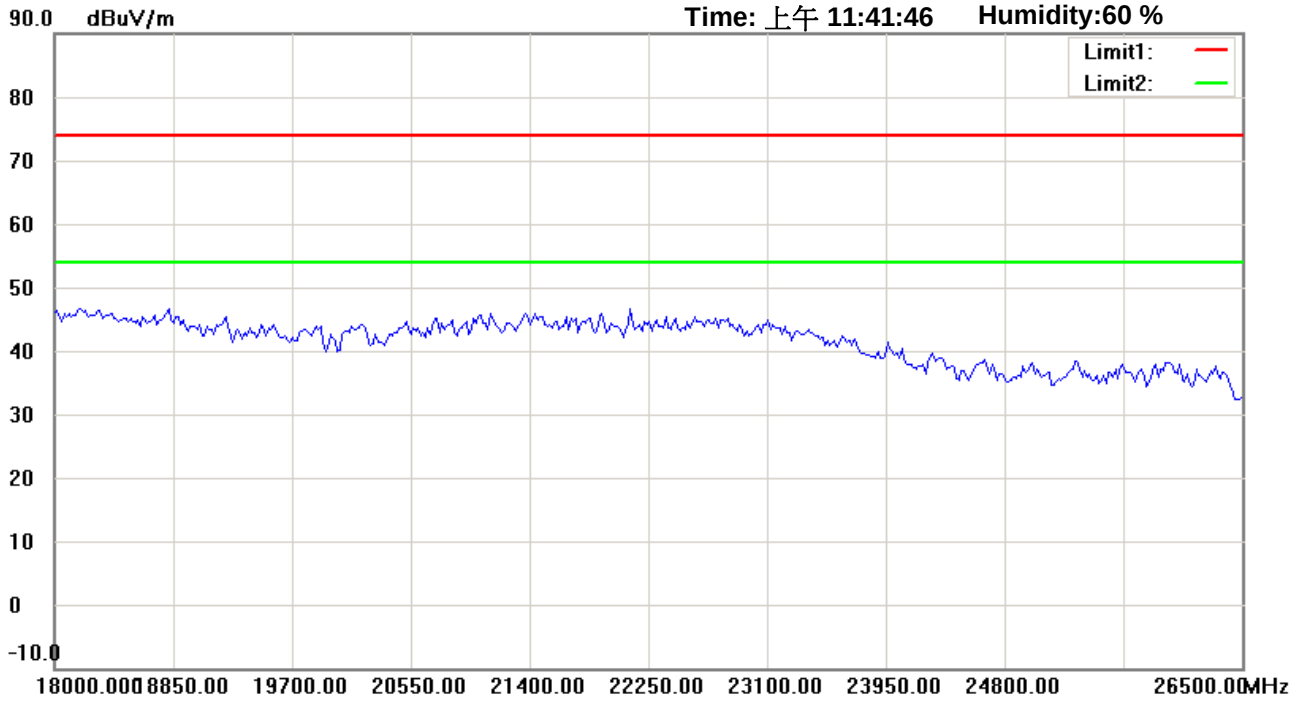

Site : Chamber

Condition : FCC_part 15 RE-Class C_Above 1GHz_PK

Polarization: *Horizontal*

EUT : W6M21610-16337

Power : 5 Vd.c.

M/N:

Distance: 3m

Test Mode : TX 2440MHz

Note :

Mk.	Frequency (MHz)	Reading (dBuV)	Detector	Corr. factor (dB/m)	Result (dBuV/m)	Limit (dBuV/m)	Ant.Pos (cm)	Tab.Pos (deg.)	Margin (dB)	Comment

*:Maximum data x:Over limit !:over margin

Address:6F.,No.58,Ln 188,Ruey Kuang Rd,Neihu,Taipei
Tel:+886-2-6606-8877
Fax:+886-2-6606-8875

Radiated Emission Measurement

Operator: Roy

File :3 | Data :#10 | Date: 2016/10/21 | Time: 上午 11:44:44 | Temperature:24 ℃ | Humidity:60 %

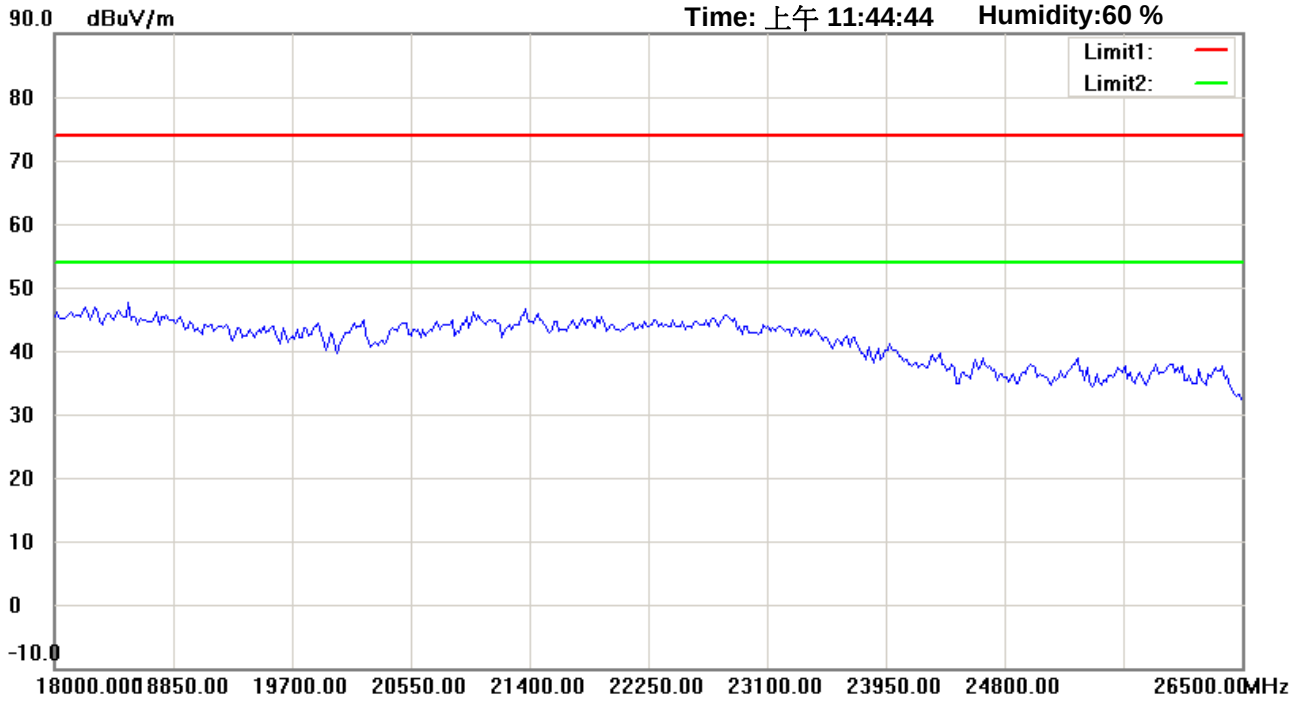

Site : Chamber

Condition : FCC_part 15 RE-Class C_Above 1GHz_PK

Polarization: *Vertical*

EUT : W6M21610-16337

Power : 5 Vd.c.

M/N:

Distance: 3m

Test Mode : TX 2440MHz

Note :

Mk.	Frequency (MHz)	Reading (dBuV)	Detector	Corr. factor (dB/m)	Result (dBuV/m)	Limit (dBuV/m)	Ant.Pos (cm)	Tab.Pos (deg.)	Margin (dB)	Comment

*:Maximum data x:Over limit !:over margin

Address:6F.,No.58,Ln 188,Ruey Kuang Rd,Neihu,Taipei
Tel:+886-2-6606-8877
Fax:+886-2-6606-8875

Radiated Emission Measurement

Operator: Roy

File :1 Data :#1 Date: 2016/10/21 Time: 上午 11:05:36

Temperature:24 ℃
Humidity:60 %

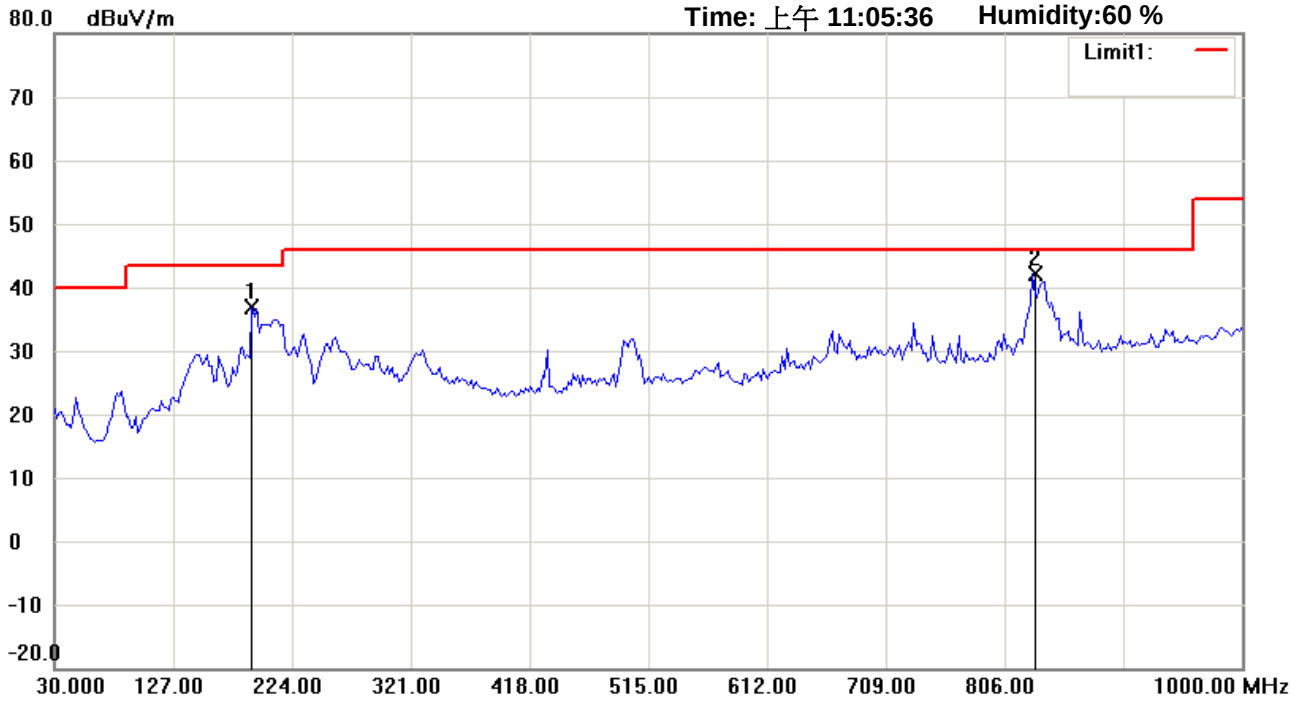

Site : Chamber

Condition : FCC_part 15 RE-Class C_30-1000MHz

Polarization: *Horizontal*

EUT : W6M21610-16337

Power : 5 Vd.c.

M/N:

Distance: 3m

Test Mode : TX 2480MHz

Note :

Mk.	Frequency (MHz)	Reading (dBuV)	Detector	Corr. factor (dB/m)	Result (dBuV/m)	Limit (dBuV/m)	Ant.Pos (cm)	Tab.Pos (deg.)	Margin (dB)	Comment
	191.3427	47.79	peak	-10.95	36.84	43.50	100	75	-6.66	
*	828.9380	39.12	peak	2.91	42.03	46.00	100	225	-3.97	

*:Maximum data x:Over limit !:over margin

Address:6F.,No.58,Ln 188,Ruey Kuang Rd,Neihu,Taipei
Tel:+886-2-6606-8877
Fax:+886-2-6606-8875

Radiated Emission Measurement

Operator: Roy

File :1 Data :#2 Date: 2016/10/21 Time: 上午 11:06:21

Temperature:24 ℃
Humidity:60 %

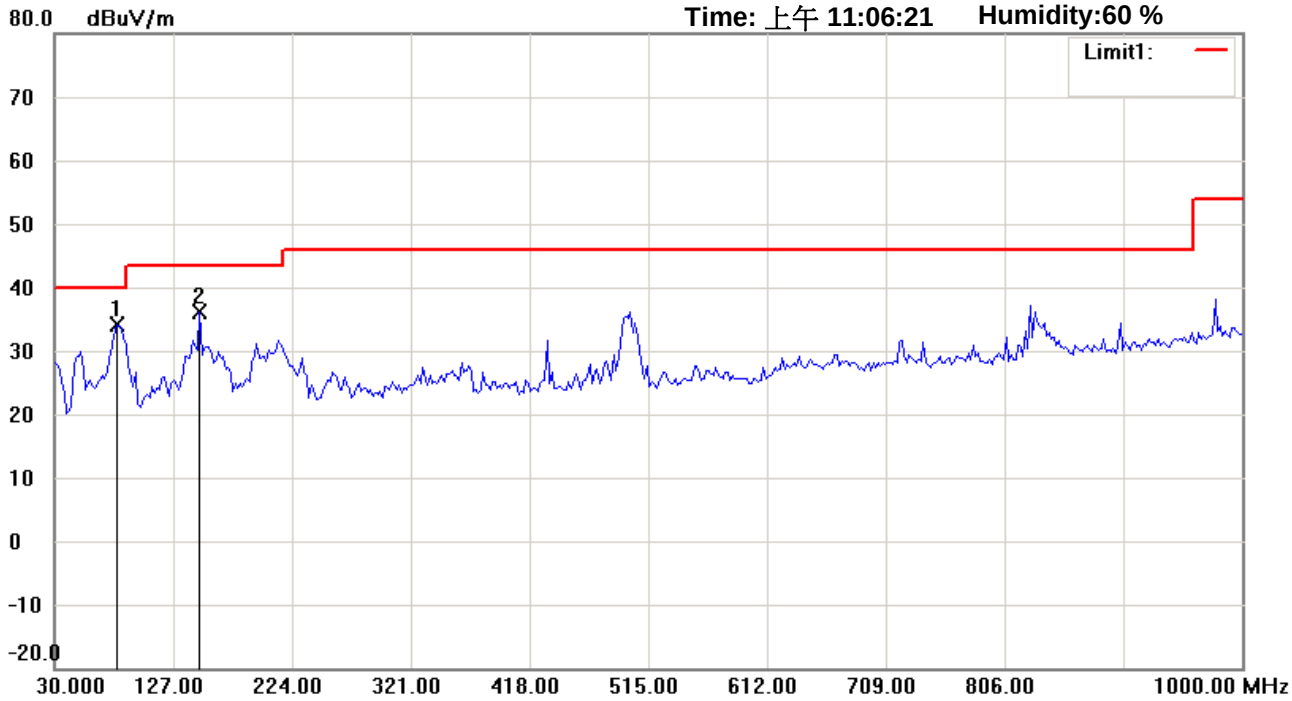

Site : Chamber

Condition : FCC_part 15 RE-Class C_30-1000MHz

Polarization: *Vertical*

EUT : W6M21610-16337

Power : 5 Vd.c.

M/N:

Distance: 3m

Test Mode : TX 2480MHz

Note :

Mk.	Frequency (MHz)	Reading (dBuV)	Detector	Corr. factor (dB/m)	Result (dBuV/m)	Limit (dBuV/m)	Ant.Pos (cm)	Tab.Pos (deg.)	Margin (dB)	Comment
*	80.5411	47.20	peak	-13.07	34.13	40.00	100	160	-5.87	
	148.5772	43.71	peak	-7.51	36.20	43.50	100	25	-7.30	

*:Maximum data x:Over limit !:over margin

Address:6F.,No.58,Ln 188,Ruey Kuang Rd,Neihu,Taipei
Tel:+886-2-6606-8877
Fax:+886-2-6606-8875

Radiated Emission Measurement

Operator: Roy

File :3 | Data :#1 | Date: 2016/10/21 | Time: 下午 01:06:40 | Temperature:24 ℃ | Humidity:60 %

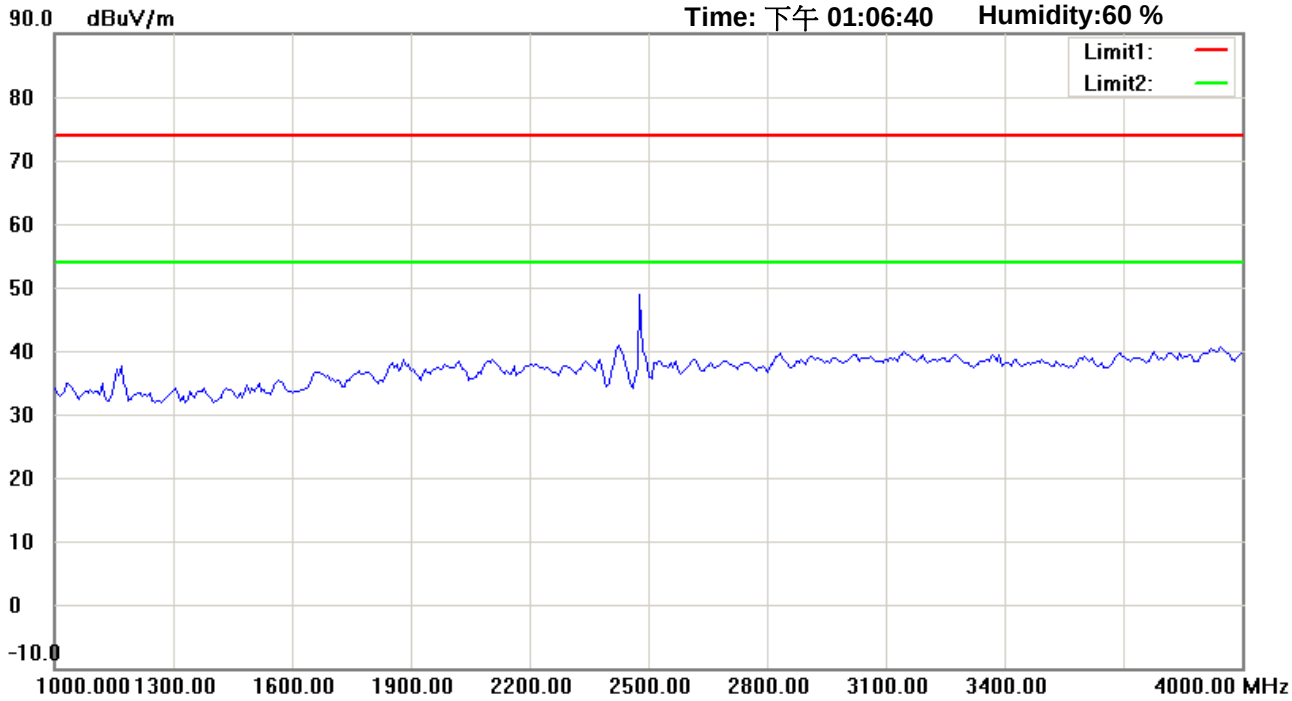

Site : Chamber

Condition : FCC_part 15 RE-Class C_Above 1GHz_PK

Polarization: *Horizontal*

EUT : W6M21610-16337

Power : 5 Vd.c.

M/N:

Distance: 3m

Test Mode : TX 2480MHz

Note :

Mk.	Frequency (MHz)	Reading (dBuV)	Detector	Corr. factor (dB/m)	Result (dBuV/m)	Limit (dBuV/m)	Ant.Pos (cm)	Tab.Pos (deg.)	Margin (dB)	Comment

*:Maximum data x:Over limit !:over margin

Address:6F.,No.58,Ln 188,Ruey Kuang Rd,Neihu,Taipei
Tel:+886-2-6606-8877
Fax:+886-2-6606-8875

Radiated Emission Measurement

Operator: Roy

File :3 | Data :#6 | Date: 2016/10/21 | Time: 下午 01:09:34 | Temperature:24 ℃ | Humidity:60 %

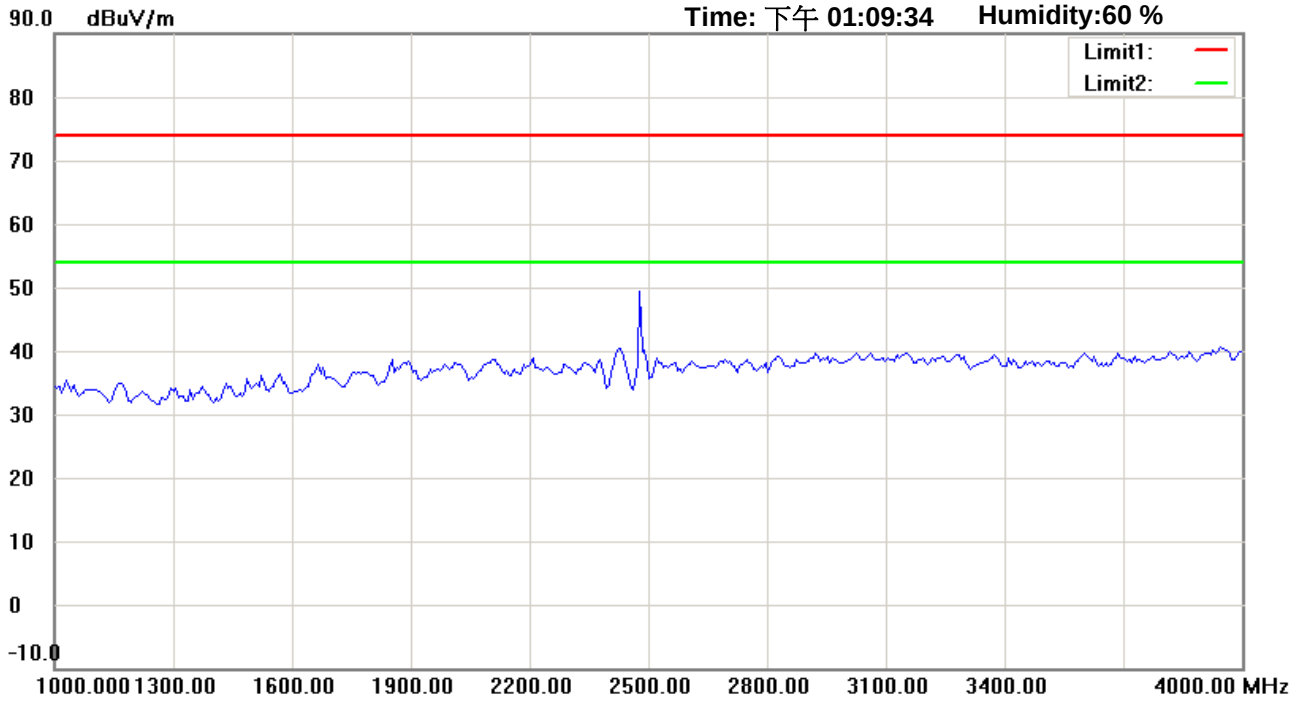

Site : Chamber

Condition : FCC_part 15 RE-Class C_Above 1GHz_PK

Polarization: *Vertical*

EUT : W6M21610-16337

Power : 5 Vd.c.

M/N:

Distance: 3m

Test Mode : TX 2480MHz

Note :

Mk.	Frequency (MHz)	Reading (dBuV)	Detector	Corr. factor (dB/m)	Result (dBuV/m)	Limit (dBuV/m)	Ant.Pos (cm)	Tab.Pos (deg.)	Margin (dB)	Comment

*:Maximum data x:Over limit !:over margin

Address:6F.,No.58,Ln 188,Ruey Kuang Rd,Neihu,Taipei
Tel:+886-2-6606-8877
Fax:+886-2-6606-8875

Radiated Emission Measurement

Operator: Roy

File :3 Data :#2 Date: 2016/10/21 Time: 下午 01:07:26

Temperature:24 ℃
Humidity:60 %

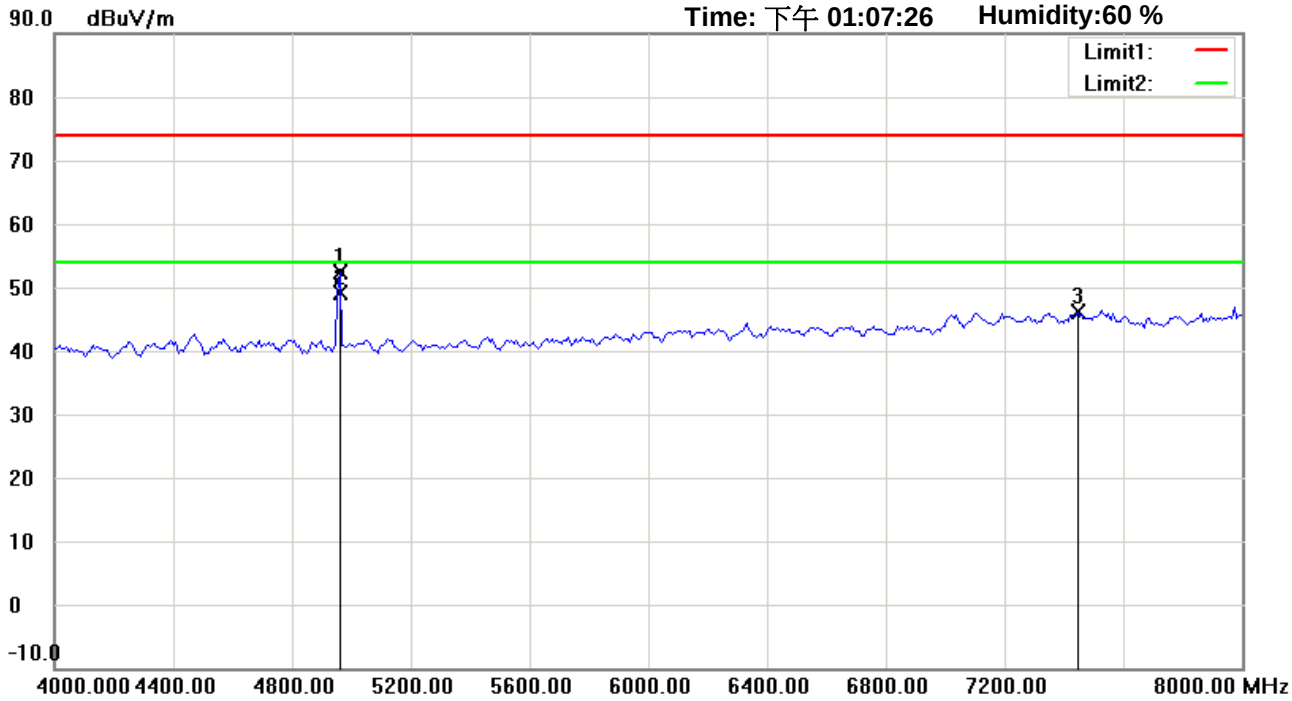

Site : Chamber

Condition : FCC_part 15 RE-Class C_Above 1GHz_PK

Polarization: *Horizontal*

EUT : W6M21610-16337

Power : 5 Vd.c.

M/N:

Distance: 3m

Test Mode : TX 2480MHz

Note :

Mk.	Frequency (MHz)	Reading (dBuV)	Detector	Corr. factor (dB/m)	Result (dBuV/m)	Limit (dBuV/m)	Ant.Pos (cm)	Tab.Pos (deg.)	Margin (dB)	Comment
	4960.379	52.39	peak	-0.13	52.26	74.00	100	285	-21.74	
*	4960.379	49.33	AVG	-0.13	49.20	54.00	100	285	-4.80	
	7440.000	41.24	peak	4.89	46.13	74.00	100	70	-27.87	

*:Maximum data x:Over limit !:over margin

Address:6F.,No.58,Ln 188,Ruey Kuang Rd,Neihu,Taipei
Tel:+886-2-6606-8877
Fax:+886-2-6606-8875

Radiated Emission Measurement

Operator: Roy

File :3 | Data :#7 | Date: 2016/10/21 | Time: 下午 01:10:20 | Temperature:24 ℃ | Humidity:60 %

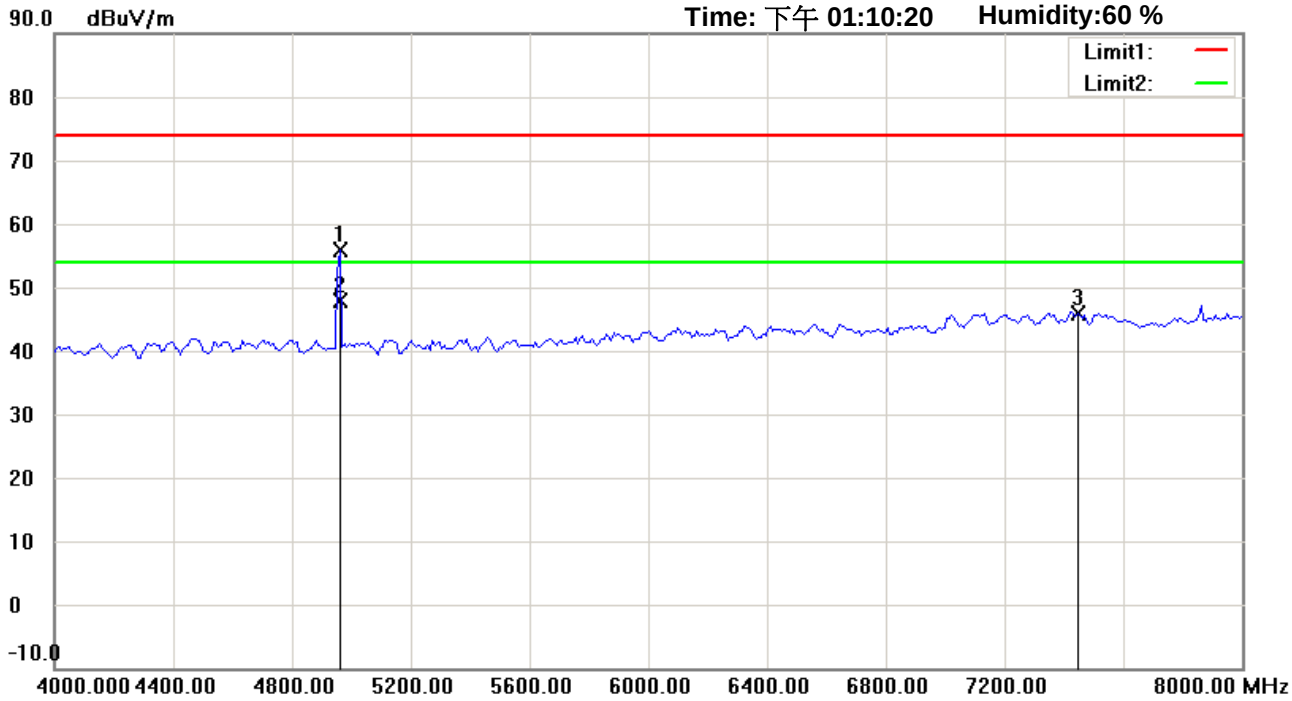

Site : Chamber

Condition : FCC_part 15 RE-Class C_Above 1GHz_PK

Polarization: *Vertical*

EUT : W6M21610-16337

Power : 5 Vd.c.

M/N:

Distance: 3m

Test Mode : TX 2480MHz

Note :

Mk.	Frequency (MHz)	Reading (dBuV)	Detector	Corr. factor (dB/m)	Result (dBuV/m)	Limit (dBuV/m)	Ant.Pos (cm)	Tab.Pos (deg.)	Margin (dB)	Comment
	4960.383	56.06	peak	-0.13	55.93	74.00	100	335	-18.07	
*	4960.383	48.12	AVG	-0.13	47.99	54.00	100	335	-6.01	
	7440.000	41.00	peak	4.89	45.89	74.00	100	200	-28.11	

*:Maximum data x:Over limit !:over margin

Address:6F.,No.58,Ln 188,Ruey Kuang Rd,Neihu,Taipei
Tel:+886-2-6606-8877
Fax:+886-2-6606-8875

Radiated Emission Measurement

Operator: Roy

File :3 Data :#3 Date: 2016/10/21 Time: 下午 01:07:39

Temperature:24 ℃
Humidity:60 %

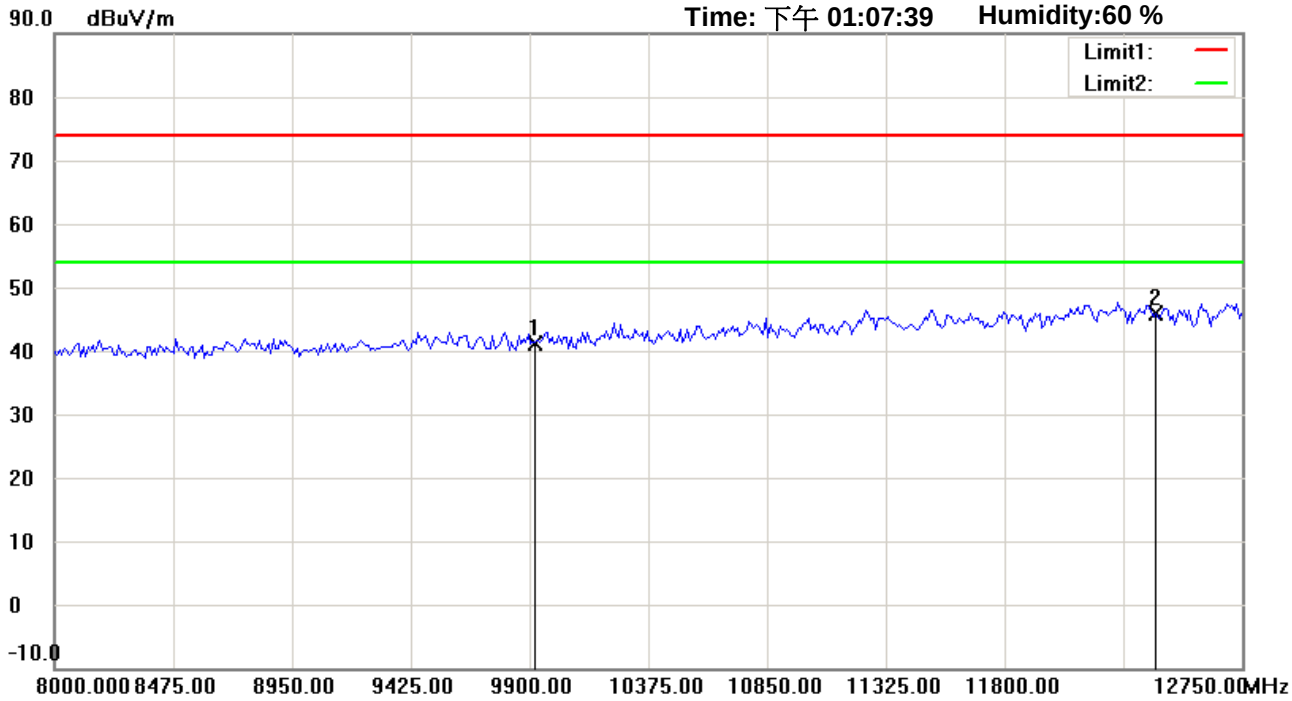

Site : Chamber

Condition : FCC_part 15 RE-Class C_Above 1GHz_PK

Polarization: *Horizontal*

EUT : W6M21610-16337

Power : 5 Vd.c.

M/N:

Distance: 3m

Test Mode : TX 2480MHz

Note :

Mk.	Frequency (MHz)	Reading (dBuV)	Detector	Corr. factor (dB/m)	Result (dBuV/m)	Limit (dBuV/m)	Ant.Pos (cm)	Tab.Pos (deg.)	Margin (dB)	Comment
	9920.000	33.42	peak	7.83	41.25	74.00	100	155	-32.75	
*	12400.000	31.83	peak	13.99	45.82	74.00	100	110	-28.18	

*:Maximum data x:Over limit !:over margin

Address:6F.,No.58,Ln 188,Ruey Kuang Rd,Neihu,Taipei
Tel:+886-2-6606-8877
Fax:+886-2-6606-8875

Radiated Emission Measurement

Operator: Roy

File :3 Data :#8 Date: 2016/10/21 Time: 下午 01:10:33

Temperature:24 ℃
Humidity:60 %

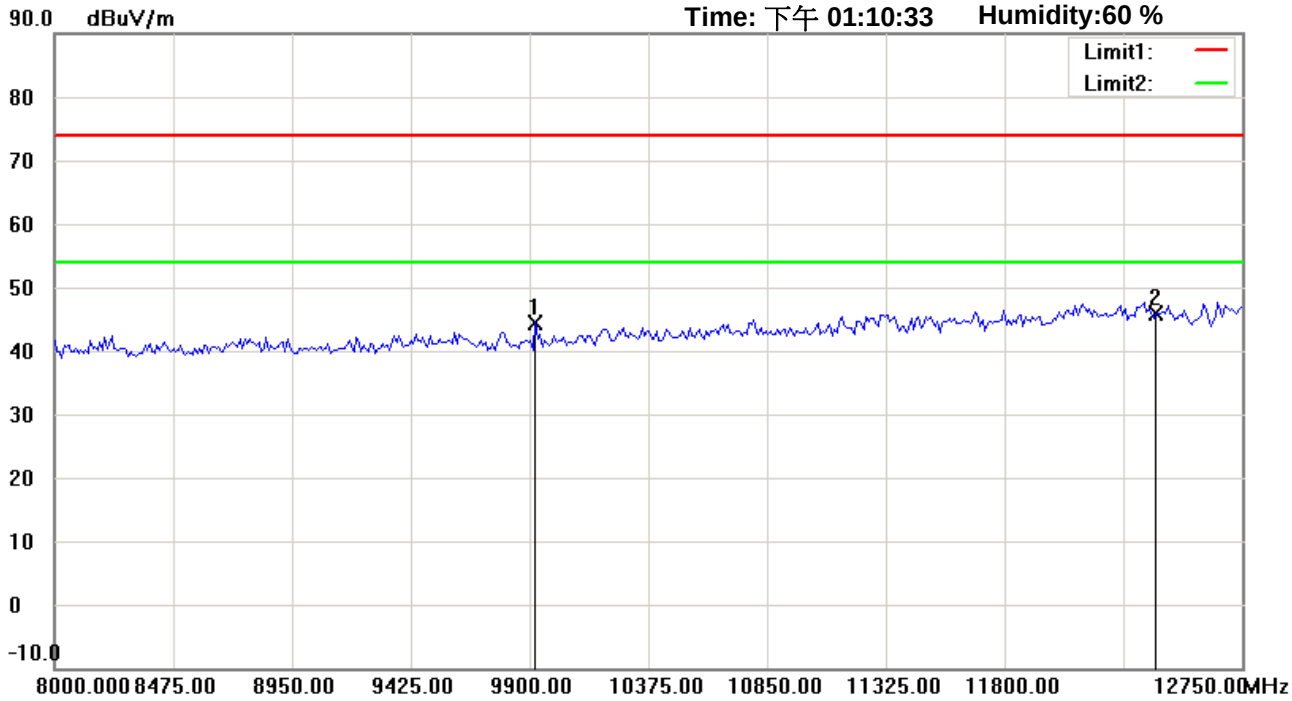

Site : Chamber

Condition : FCC_part 15 RE-Class C_Above 1GHz_PK

Polarization: *Vertical*

EUT : W6M21610-16337

Power : 5 Vd.c.

M/N:

Distance: 3m

Test Mode : TX 2480MHz

Note :

Mk.	Frequency (MHz)	Reading (dBuV)	Detector	Corr. factor (dB/m)	Result (dBuV/m)	Limit (dBuV/m)	Ant.Pos (cm)	Tab.Pos (deg.)	Margin (dB)	Comment
	9920.000	36.67	peak	7.83	44.50	74.00	100	250	-29.50	
*	12400.000	31.90	peak	13.99	45.89	74.00	100	75	-28.11	

*:Maximum data x:Over limit !:over margin

Address:6F.,No.58,Ln 188,Ruey Kuang Rd,Neihu,Taipei
Tel:+886-2-6606-8877
Fax:+886-2-6606-8875

Radiated Emission Measurement

Operator: Roy

File :3 Data :#4 Date: 2016/10/21 Time: 下午 01:08:38

Temperature:24 ℃
Humidity:60 %

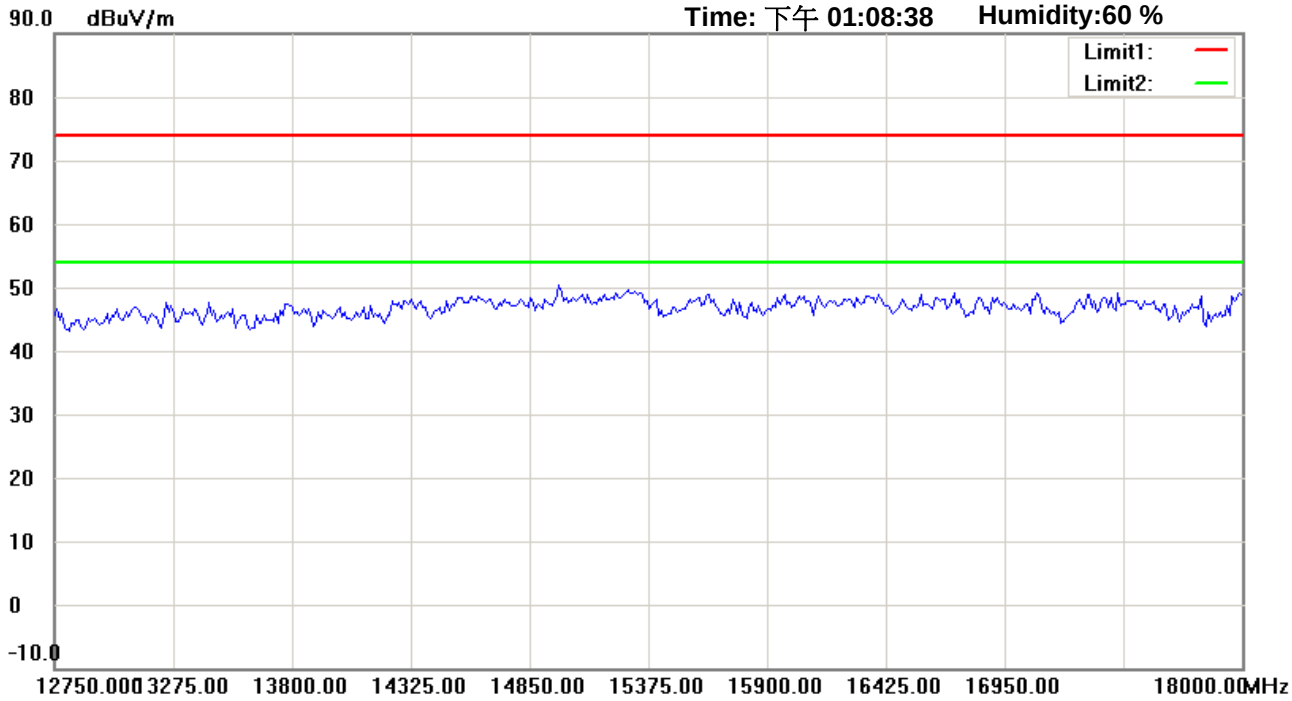

Site : Chamber

Condition : FCC_part 15 RE-Class C_Above 1GHz_PK

Polarization: *Horizontal*

EUT : W6M21610-16337

Power : 5 Vd.c.

M/N:

Distance: 3m

Test Mode : TX 2480MHz

Note :

Mk.	Frequency (MHz)	Reading (dBuV)	Detector	Corr. factor (dB/m)	Result (dBuV/m)	Limit (dBuV/m)	Ant.Pos (cm)	Tab.Pos (deg.)	Margin (dB)	Comment

*:Maximum data x:Over limit !:over margin

Address:6F.,No.58,Ln 188,Ruey Kuang Rd,Neihu,Taipei
Tel:+886-2-6606-8877
Fax:+886-2-6606-8875

Radiated Emission Measurement

Operator: Roy

File :3 Data :#9 Date: 2016/10/21 Time: 下午 01:11:36

Temperature:24 ℃
Humidity:60 %

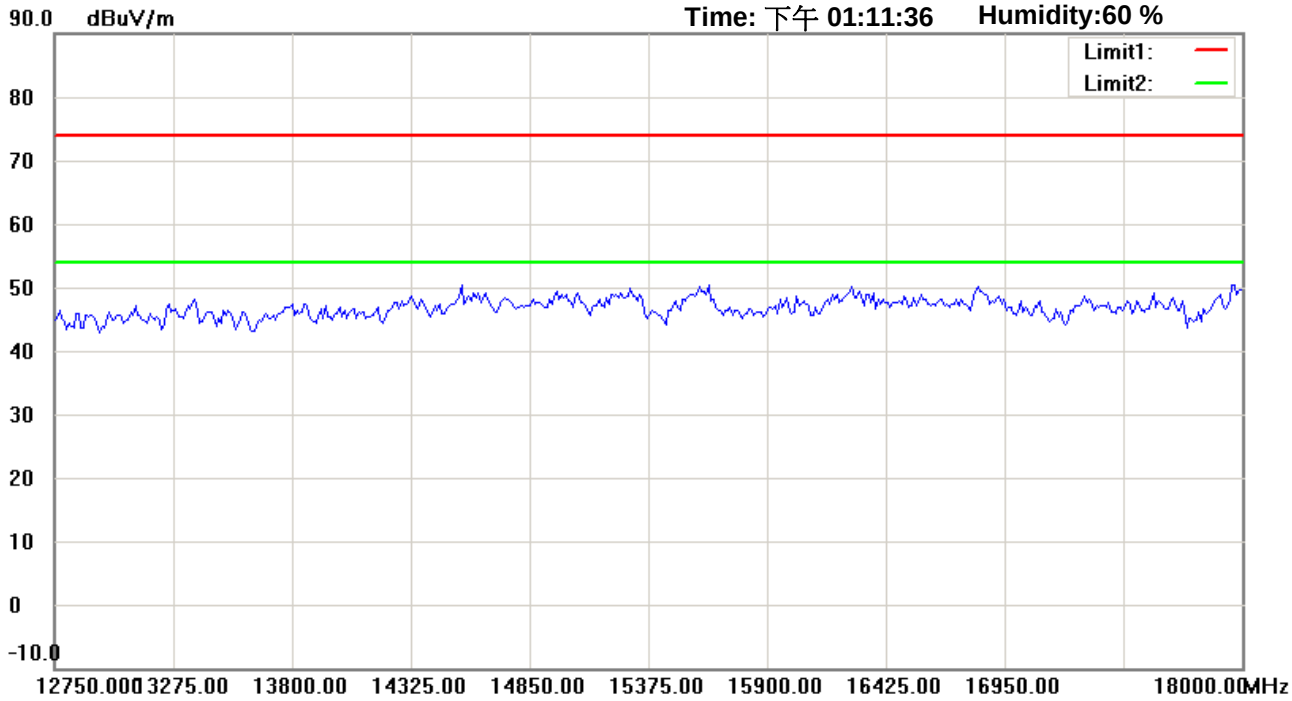

Site : Chamber

Condition : FCC_part 15 RE-Class C_Above 1GHz_PK

Polarization: *Vertical*

EUT : W6M21610-16337

Power : 5 Vd.c.

M/N:

Distance: 3m

Test Mode : TX 2480MHz

Note :

Mk.	Frequency (MHz)	Reading (dBuV)	Detector	Corr. factor (dB/m)	Result (dBuV/m)	Limit (dBuV/m)	Ant.Pos (cm)	Tab.Pos (deg.)	Margin (dB)	Comment

*:Maximum data x:Over limit !:over margin

Address:6F.,No.58,Ln 188,Ruey Kuang Rd,Neihu,Taipei
Tel:+886-2-6606-8877
Fax:+886-2-6606-8875

Radiated Emission Measurement

Operator: Roy

File :3 | Data :#5 | Date: 2016/10/21 | Time: 下午 01:08:48 | Temperature:24 ℃ | Humidity:60 %

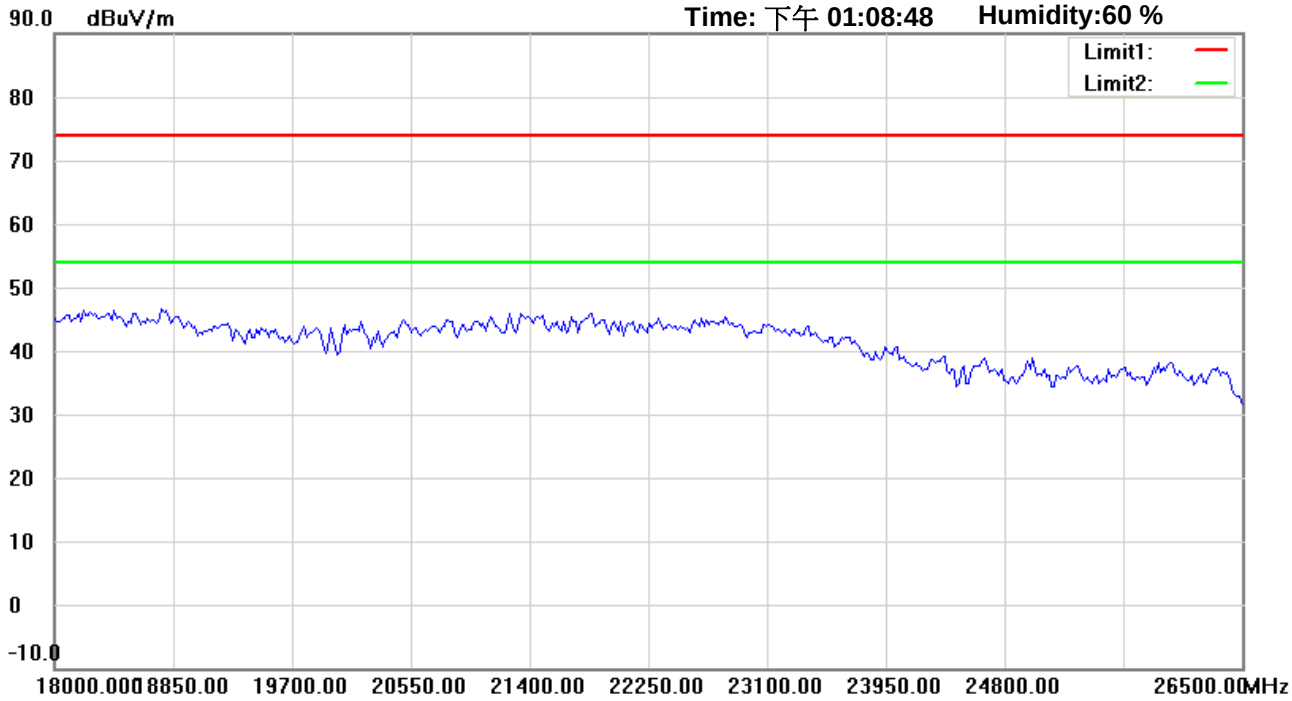

Site : Chamber

Condition : FCC_part 15 RE-Class C_Above 1GHz_PK

Polarization: *Horizontal*

EUT : W6M21610-16337

Power : 5 Vd.c.

M/N:

Distance: 3m

Test Mode : TX 2480MHz

Note :

Mk.	Frequency (MHz)	Reading (dBuV)	Detector	Corr. factor (dB/m)	Result (dBuV/m)	Limit (dBuV/m)	Ant.Pos (cm)	Tab.Pos (deg.)	Margin (dB)	Comment

*:Maximum data x:Over limit !:over margin

Address:6F.,No.58,Ln 188,Ruey Kuang Rd,Neihu,Taipei
Tel:+886-2-6606-8877
Fax:+886-2-6606-8875

Radiated Emission Measurement

Operator: Roy

File :3 | Data :#10 | Date: 2016/10/21 | Time: 下午 01:11:46 | Temperature:24 ℃ | Humidity:60 %

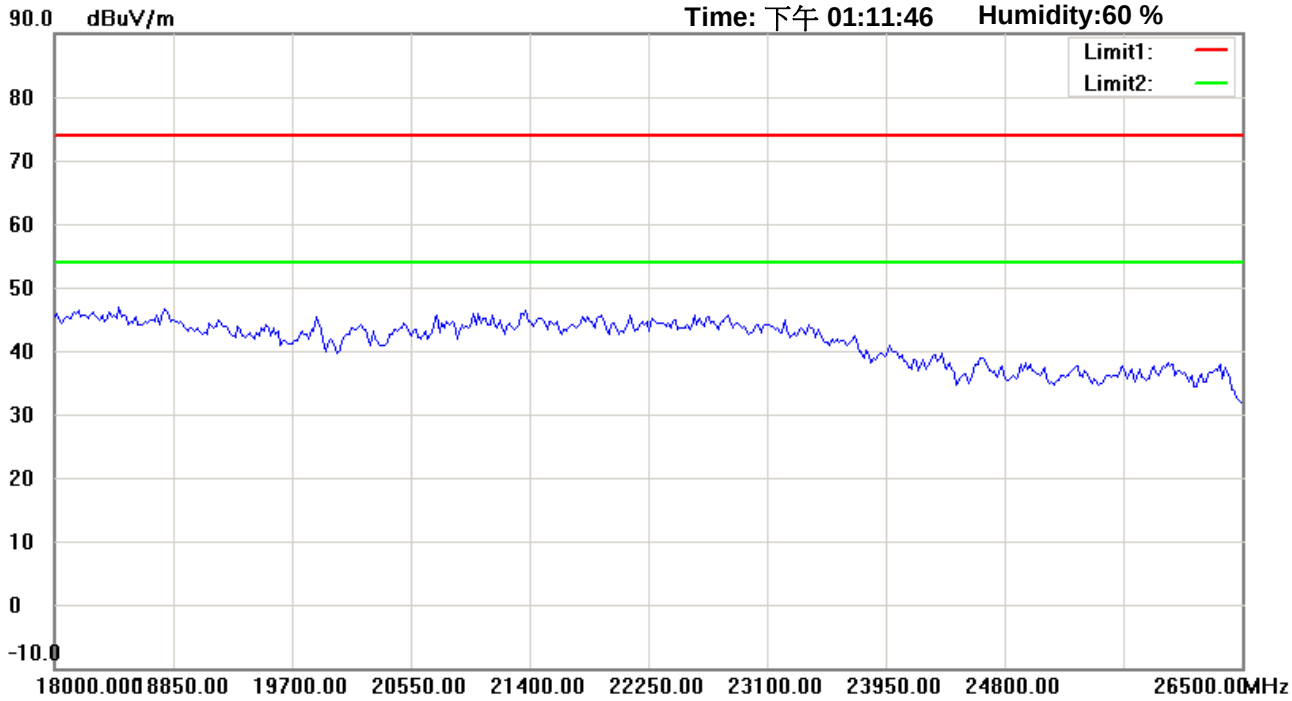

Site : Chamber

Condition : FCC_part 15 RE-Class C_Above 1GHz_PK

Polarization: *Vertical*

EUT : W6M21610-16337

Power : 5 Vd.c.

M/N:

Distance: 3m

Test Mode : TX 2480MHz

Note :

Mk.	Frequency (MHz)	Reading (dBuV)	Detector	Corr. factor (dB/m)	Result (dBuV/m)	Limit (dBuV/m)	Ant.Pos (cm)	Tab.Pos (deg.)	Margin (dB)	Comment

*:Maximum data x:Over limit !:over margin

Address:6F.,No.58,Ln 188,Ruey Kuang Rd,Neihu,Taipei
Tel:+886-2-6606-8877
Fax:+886-2-6606-8875

Radiated Emission Measurement

Operator: Roy

File :1 Data :#1 Date: 2016/10/21 Time: 上午 11:14:05

Temperature:24 ℃
Humidity:60 %

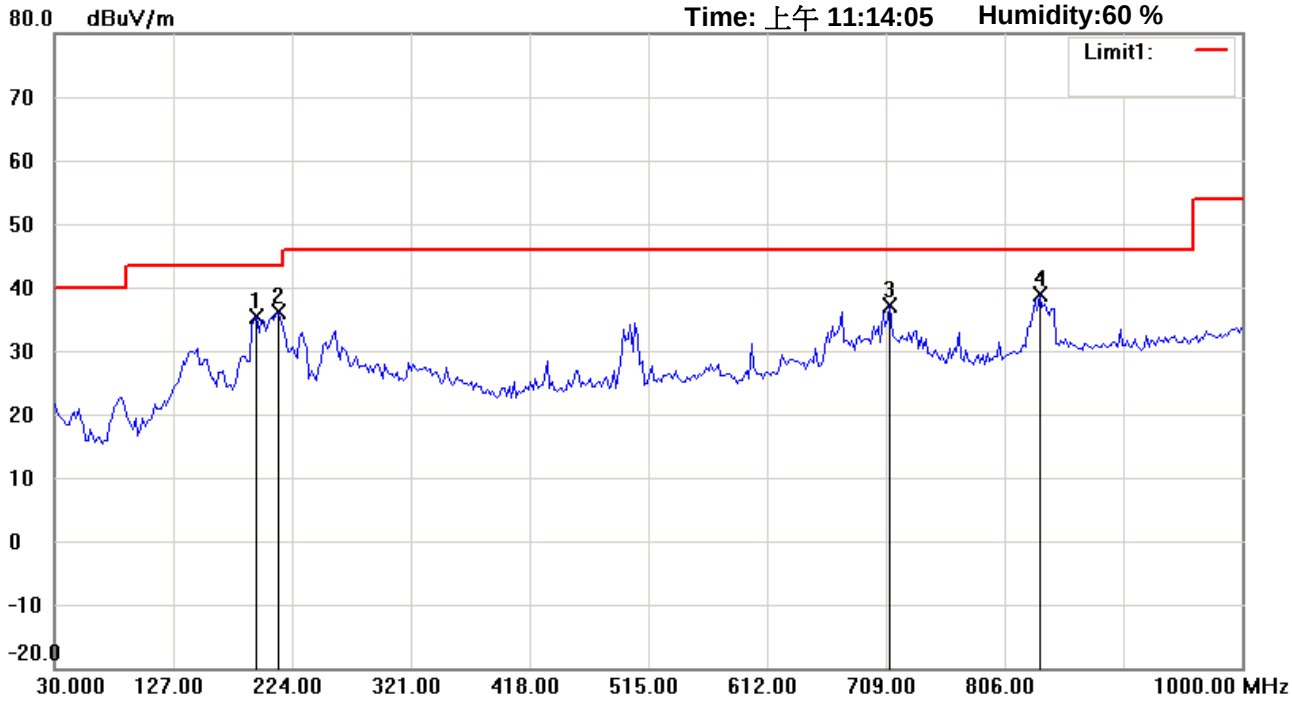

Site : Chamber

Condition : FCC_part 15 RE-Class B_30-1000MHz

Polarization: *Horizontal*

EUT : W6M21610-16337

Power : 5 Vd.c.

M/N:

Distance: 3m

Test Mode : RX 2402MHz

Note :

Mk.	Frequency (MHz)	Reading (dBuV)	Detector	Corr. factor (dB/m)	Result (dBuV/m)	Limit (dBuV/m)	Ant.Pos (cm)	Tab.Pos (deg.)	Margin (dB)	Comment
	195.2305	46.03	peak	-10.64	35.39	43.50	100	250	-8.11	
	212.7255	46.00	peak	-9.79	36.21	43.50	100	100	-7.29	
	712.3046	36.36	peak	0.65	37.01	46.00	100	330	-8.99	
*	834.7695	35.71	peak	3.13	38.84	46.00	100	195	-7.16	

*:Maximum data x:Over limit !:over margin

Address:6F.,No.58,Ln 188,Ruey Kuang Rd,Neihu,Taipei
Tel:+886-2-6606-8877
Fax:+886-2-6606-8875

Radiated Emission Measurement

Operator: Roy

File :1 Data :#2 Date: 2016/10/21 Time: 上午 11:14:50

Temperature:24 ℃
Humidity:60 %

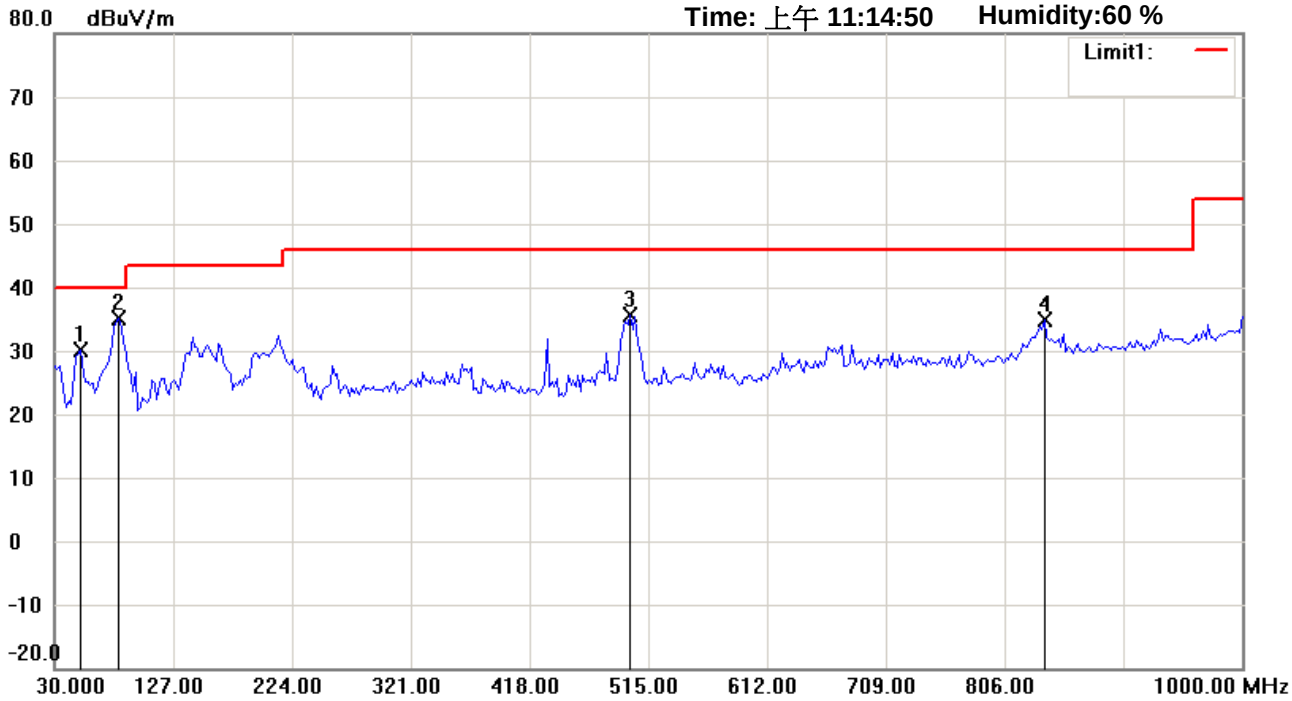

Site : Chamber

Condition : FCC_part 15 RE-Class B_30-1000MHz

Polarization: *Vertical*

EUT : W6M21610-16337

Power : 5 Vd.c.

M/N:

Distance: 3m

Test Mode : RX 2402MHz

Note :

Mk.	Frequency (MHz)	Reading (dBuV)	Detector	Corr. factor (dB/m)	Result (dBuV/m)	Limit (dBuV/m)	Ant.Pos (cm)	Tab.Pos (deg.)	Margin (dB)	Comment
	51.3828	40.41	peak	-10.27	30.14	40.00	100	230	-9.86	
*	82.4850	48.24	peak	-13.07	35.17	40.00	100	70	-4.83	
	500.4208	38.37	peak	-2.64	35.73	46.00	100	315	-10.27	
	838.6573	31.56	peak	3.28	34.84	46.00	100	90	-11.16	

*:Maximum data x:Over limit !:over margin

Address:6F.,No.58,Ln 188,Ruey Kuang Rd,Neihu,Taipei
Tel:+886-2-6606-8877
Fax:+886-2-6606-8875

Radiated Emission Measurement

Operator: Roy

File :3 | Data :#1 | Date: 2016/10/21 | Time: 下午 01:23:54 | Temperature:24 ℃ | Humidity:60 %

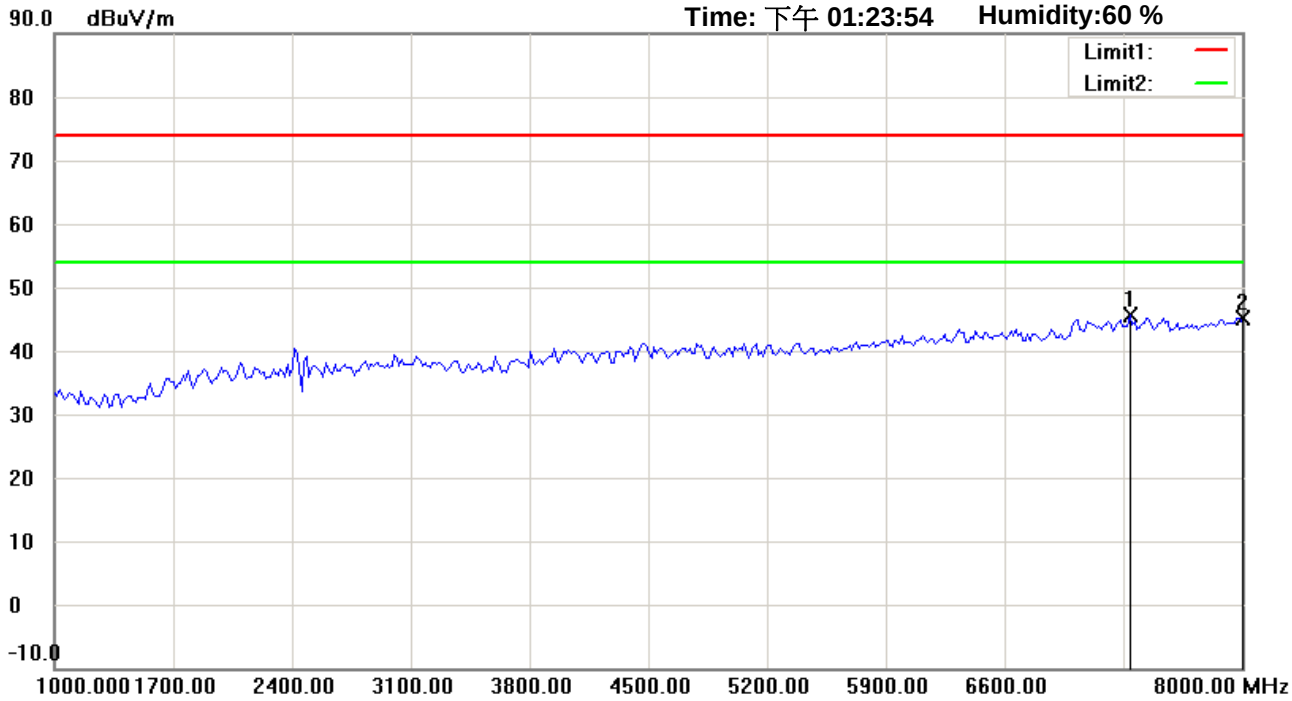

Site : Chamber

Condition : FCC_part 15 RE-Class B_Above 1GHz_PK

Polarization: *Horizontal*

EUT : W6M21610-16337

Power : 5 Vd.c.

M/N:

Distance: 3m

Test Mode : RX 2402MHz

Note :

Mk.	Frequency (MHz)	Reading (dBuV)	Detector	Corr. factor (dB/m)	Result (dBuV/m)	Limit (dBuV/m)	Ant.Pos (cm)	Tab.Pos (deg.)	Margin (dB)	Comment
*	7340.681	41.03	peak	4.63	45.66	74.00	100	120	-28.34	
	7985.972	40.03	peak	5.22	45.25	74.00	100	45	-28.75	

*:Maximum data x:Over limit !:over margin

Address:6F.,No.58,Ln 188,Ruey Kuang Rd,Neihu,Taipei
Tel:+886-2-6606-8877
Fax:+886-2-6606-8875

Radiated Emission Measurement

Operator: Roy

File :3 | Data :#5 | Date: 2016/10/21 | Time: 下午 01:24:50 | Temperature:24 ℃ | Humidity:60 %

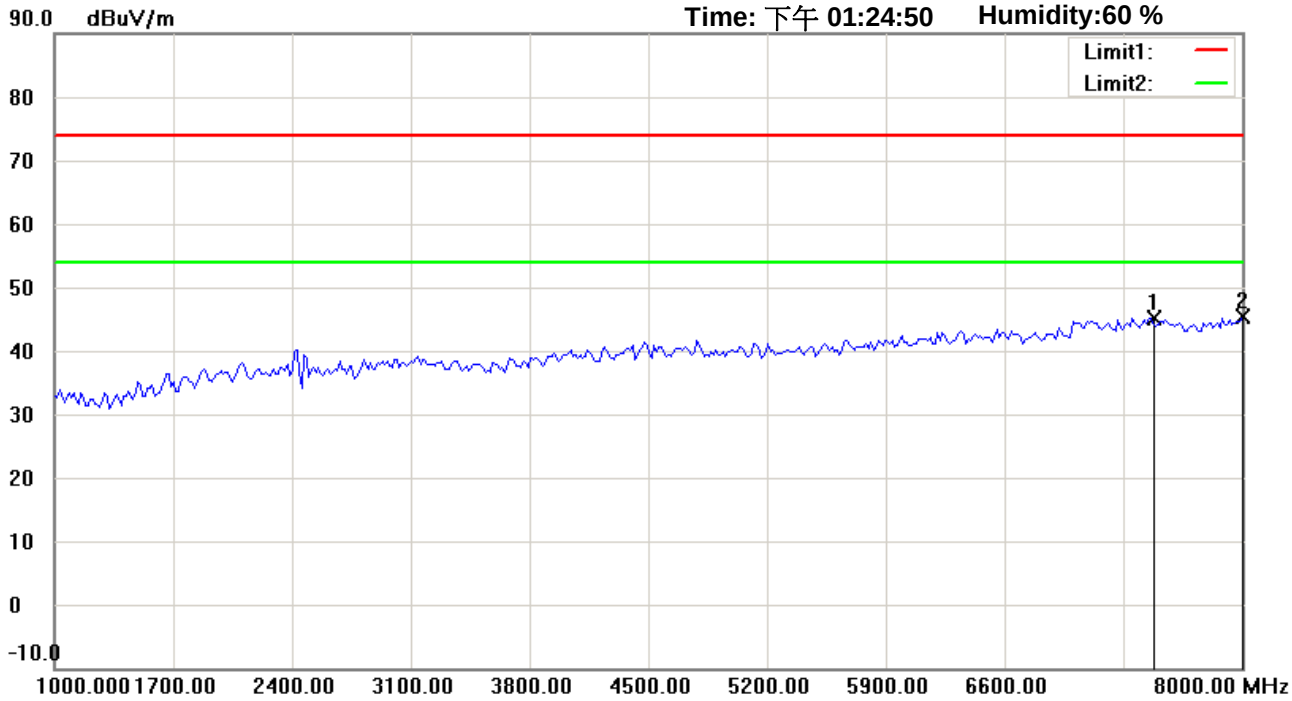

Site : Chamber

Condition : FCC_part 15 RE-Class B_Above 1GHz_PK

Polarization: *Vertical*

EUT : W6M21610-16337

Power : 5 Vd.c.

M/N:

Distance: 3m

Test Mode : RX 2402MHz

Note :

Mk.	Frequency (MHz)	Reading (dBuV)	Detector	Corr. factor (dB/m)	Result (dBuV/m)	Limit (dBuV/m)	Ant.Pos (cm)	Tab.Pos (deg.)	Margin (dB)	Comment
	7466.934	40.35	peak	4.80	45.15	74.00	100	200	-28.85	
*	8000.000	40.10	peak	5.27	45.37	74.00	100	65	-28.63	

*:Maximum data x:Over limit !:over margin

Address:6F.,No.58,Ln 188,Ruey Kuang Rd,Neihu,Taipei
Tel:+886-2-6606-8877
Fax:+886-2-6606-8875

Radiated Emission Measurement

Operator: Roy

File :3 Data :#2 Date: 2016/10/21 Time: 下午 01:24:06

Temperature:24 ℃
Humidity:60 %

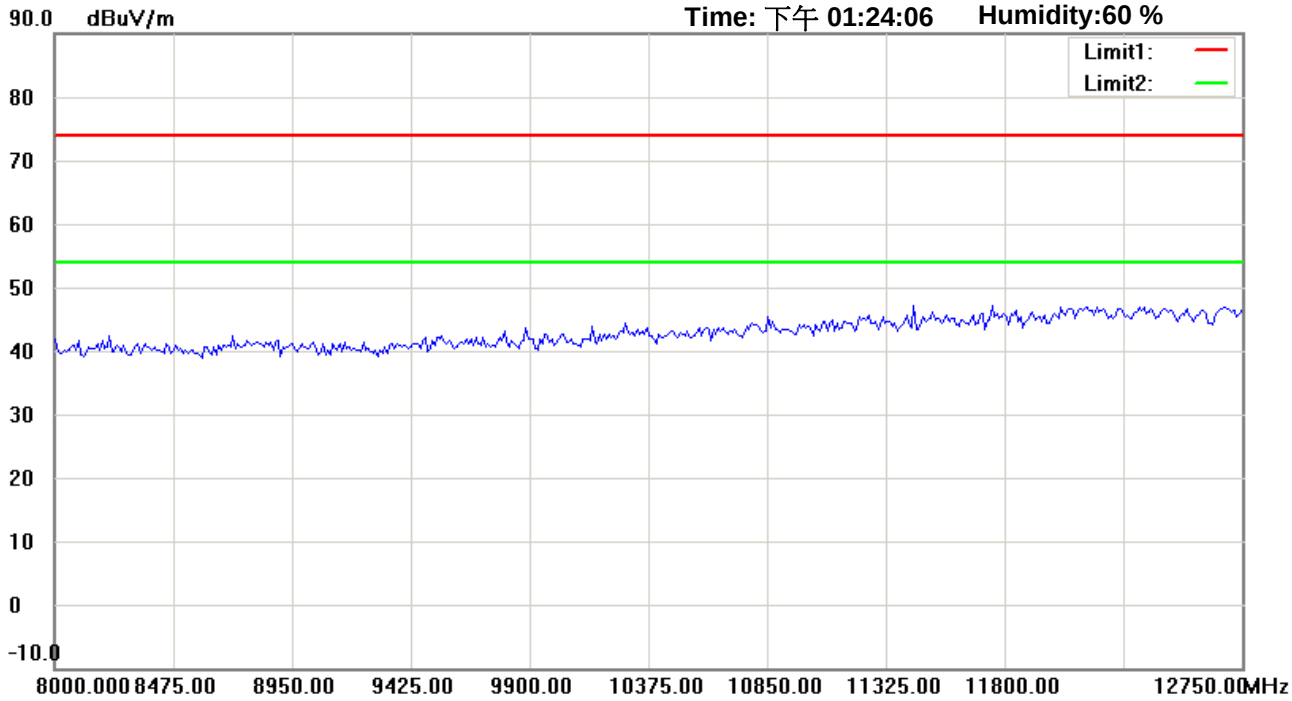

Site : Chamber

Condition : FCC_part 15 RE-Class B_Above 1GHz_PK

Polarization: *Horizontal*

EUT : W6M21610-16337

Power : 5 Vd.c.

M/N:

Distance: 3m

Test Mode : RX 2402MHz

Note :

Mk.	Frequency (MHz)	Reading (dBuV)	Detector	Corr. factor (dB/m)	Result (dBuV/m)	Limit (dBuV/m)	Ant.Pos (cm)	Tab.Pos (deg.)	Margin (dB)	Comment

*:Maximum data x:Over limit !:over margin

Address:6F.,No.58,Ln 188,Ruey Kuang Rd,Neihu,Taipei
Tel:+886-2-6606-8877
Fax:+886-2-6606-8875

Radiated Emission Measurement

Operator: Roy

File :3 | Data :#6 | Date: 2016/10/21 | Time: 下午 01:25:03

Temperature:24 ℃
Humidity:60 %

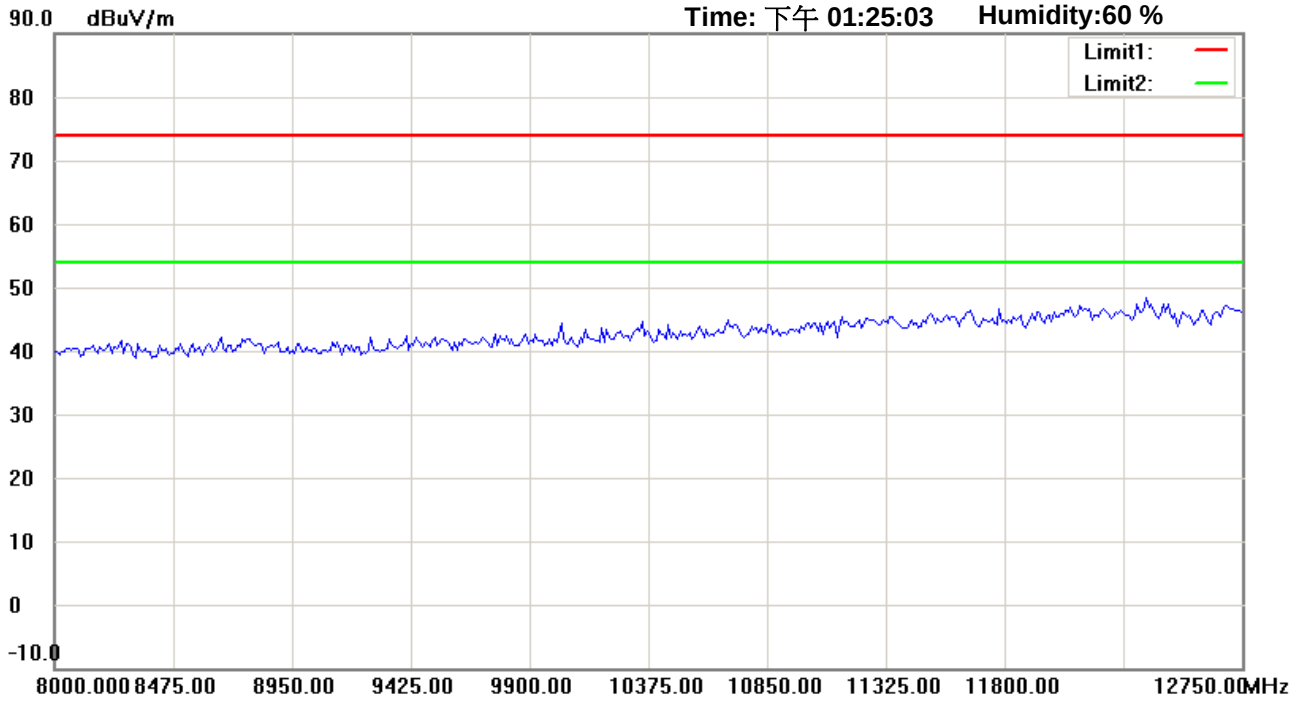

Site : Chamber

Condition : FCC_part 15 RE-Class B_Above 1GHz_PK

Polarization: *Vertical*

EUT : W6M21610-16337

Power : 5 Vd.c.

M/N:

Distance: 3m

Test Mode : RX 2402MHz

Note :

Mk.	Frequency (MHz)	Reading (dBuV)	Detector	Corr. factor (dB/m)	Result (dBuV/m)	Limit (dBuV/m)	Ant.Pos (cm)	Tab.Pos (deg.)	Margin (dB)	Comment

*:Maximum data x:Over limit !:over margin

Address:6F.,No.58,Ln 188,Ruey Kuang Rd,Neihu,Taipei
Tel:+886-2-6606-8877
Fax:+886-2-6606-8875

Radiated Emission Measurement

Operator: Roy

File :3 Data :#3 Date: 2016/10/21 Time: 下午 01:24:31

Temperature:24 ℃
Humidity:60 %

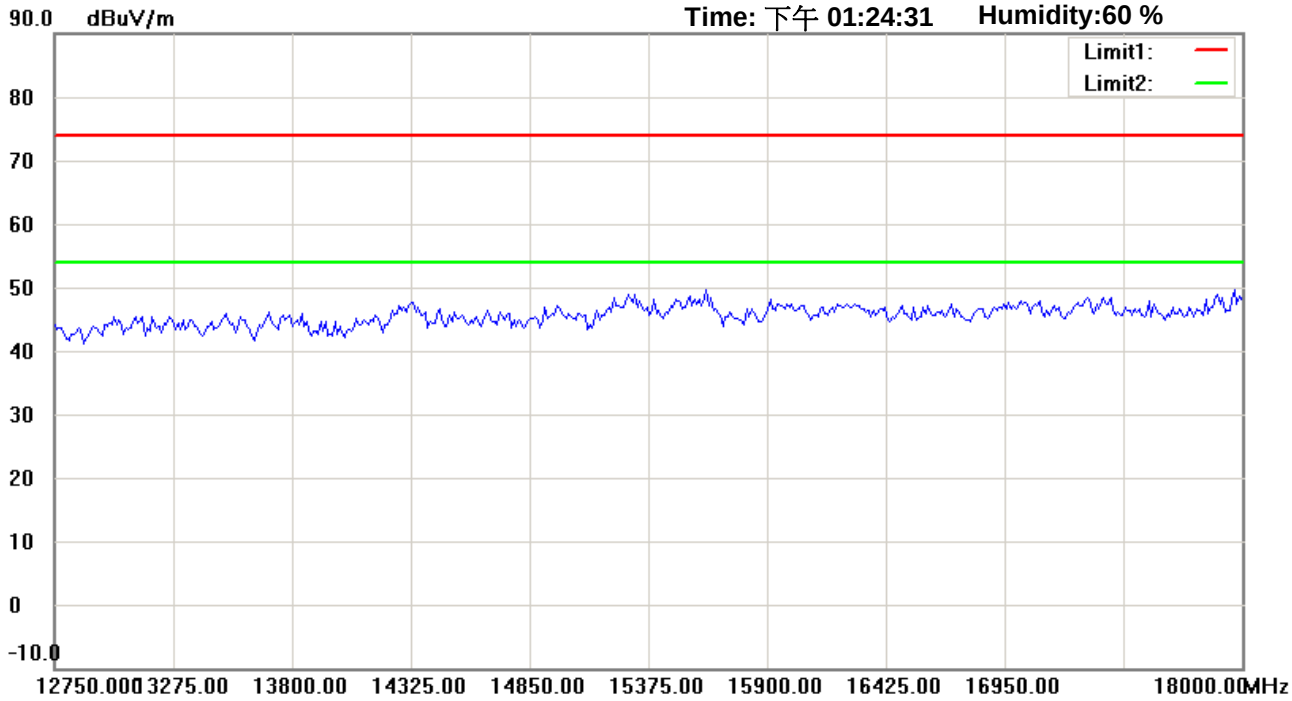

Site : Chamber

Condition : FCC_part 15 RE-Class B_Above 1GHz_PK

Polarization: *Horizontal*

EUT : W6M21610-16337

Power : 5 Vd.c.

M/N:

Distance: 3m

Test Mode : RX 2402MHz

Note :

Mk.	Frequency (MHz)	Reading (dBuV)	Detector	Corr. factor (dB/m)	Result (dBuV/m)	Limit (dBuV/m)	Ant.Pos (cm)	Tab.Pos (deg.)	Margin (dB)	Comment

*:Maximum data x:Over limit !:over margin

Address:6F.,No.58,Ln 188,Ruey Kuang Rd,Neihu,Taipei
Tel:+886-2-6606-8877
Fax:+886-2-6606-8875

Radiated Emission Measurement

Operator: Roy

File :3 Data :#7 Date: 2016/10/21 Time: 下午 01:25:27

Temperature:24 ℃
Humidity:60 %

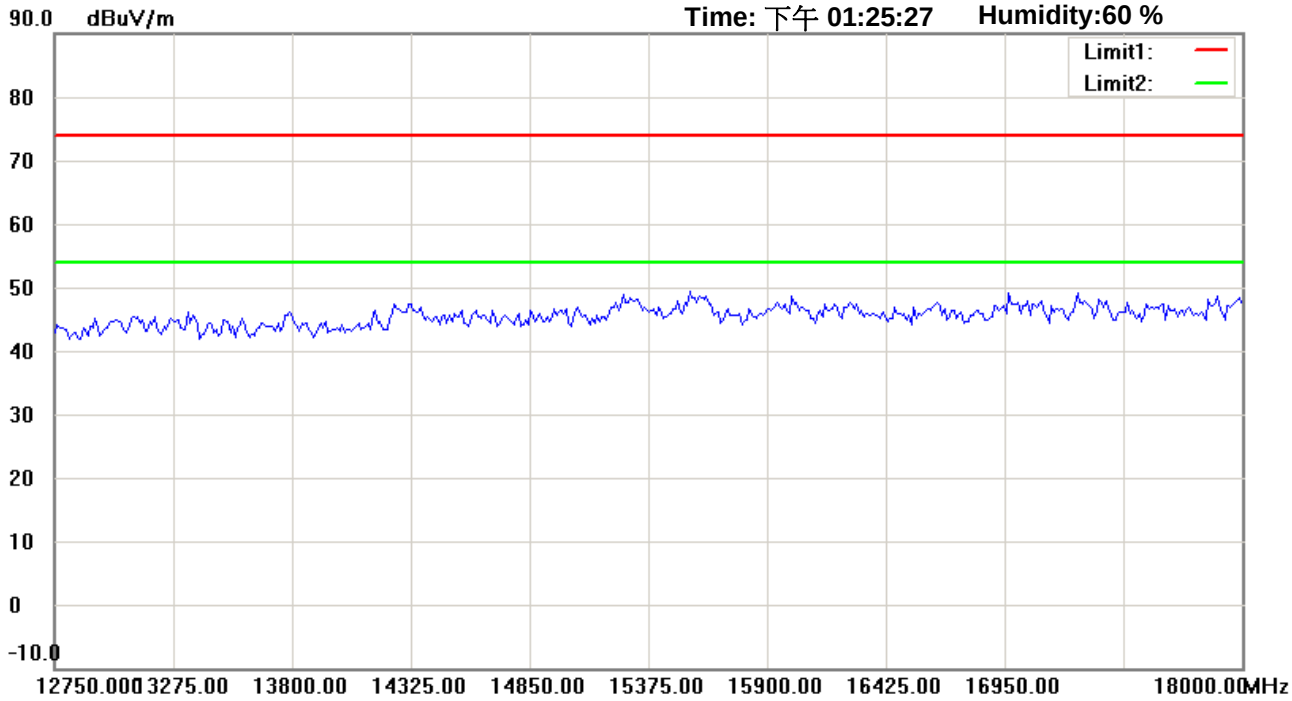

Site : Chamber

Condition : FCC_part 15 RE-Class B_Above 1GHz_PK

Polarization: *Vertical*

EUT : W6M21610-16337

Power : 5 Vd.c.

M/N:

Distance: 3m

Test Mode : RX 2402MHz

Note :

Mk.	Frequency (MHz)	Reading (dBuV)	Detector	Corr. factor (dB/m)	Result (dBuV/m)	Limit (dBuV/m)	Ant.Pos (cm)	Tab.Pos (deg.)	Margin (dB)	Comment

*:Maximum data x:Over limit !:over margin

Address:6F.,No.58,Ln 188,Ruey Kuang Rd,Neihu,Taipei
Tel:+886-2-6606-8877
Fax:+886-2-6606-8875

Radiated Emission Measurement

Operator: Roy

File :3 | Data :#4 | Date: 2016/10/21 | Time: 下午 01:24:42 | Temperature:24 ℃ | Humidity:60 %

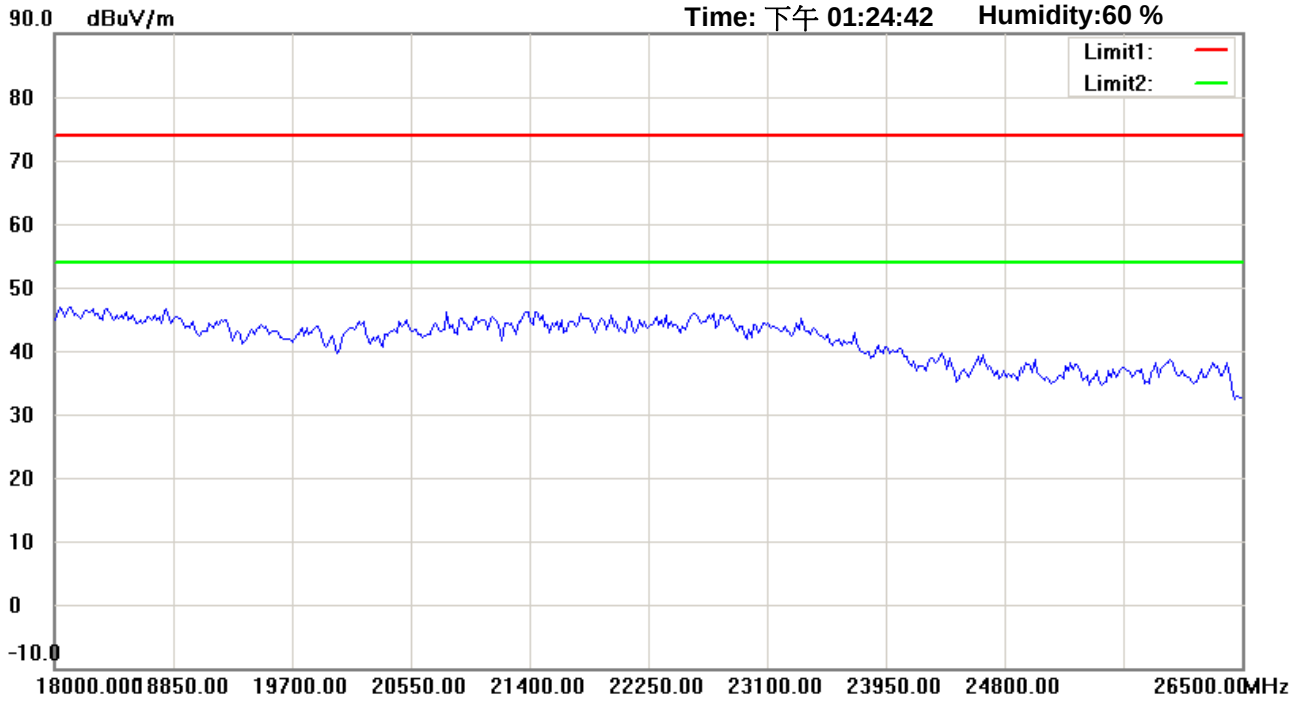

Site : Chamber

Condition : FCC_part 15 RE-Class B_Above 1GHz_PK

Polarization: *Horizontal*

EUT : W6M21610-16337

Power : 5 Vd.c.

M/N:

Distance: 3m

Test Mode : RX 2402MHz

Note :

Mk.	Frequency (MHz)	Reading (dBuV)	Detector	Corr. factor (dB/m)	Result (dBuV/m)	Limit (dBuV/m)	Ant.Pos (cm)	Tab.Pos (deg.)	Margin (dB)	Comment

*:Maximum data x:Over limit !:over margin

Address:6F.,No.58,Ln 188,Ruey Kuang Rd,Neihu,Taipei
Tel:+886-2-6606-8877
Fax:+886-2-6606-8875

Radiated Emission Measurement

Operator: Roy

File :3 | Data :#8 | Date: 2016/10/21 | Time: 下午 01:25:37 | Temperature:24 ℃ | Humidity:60 %

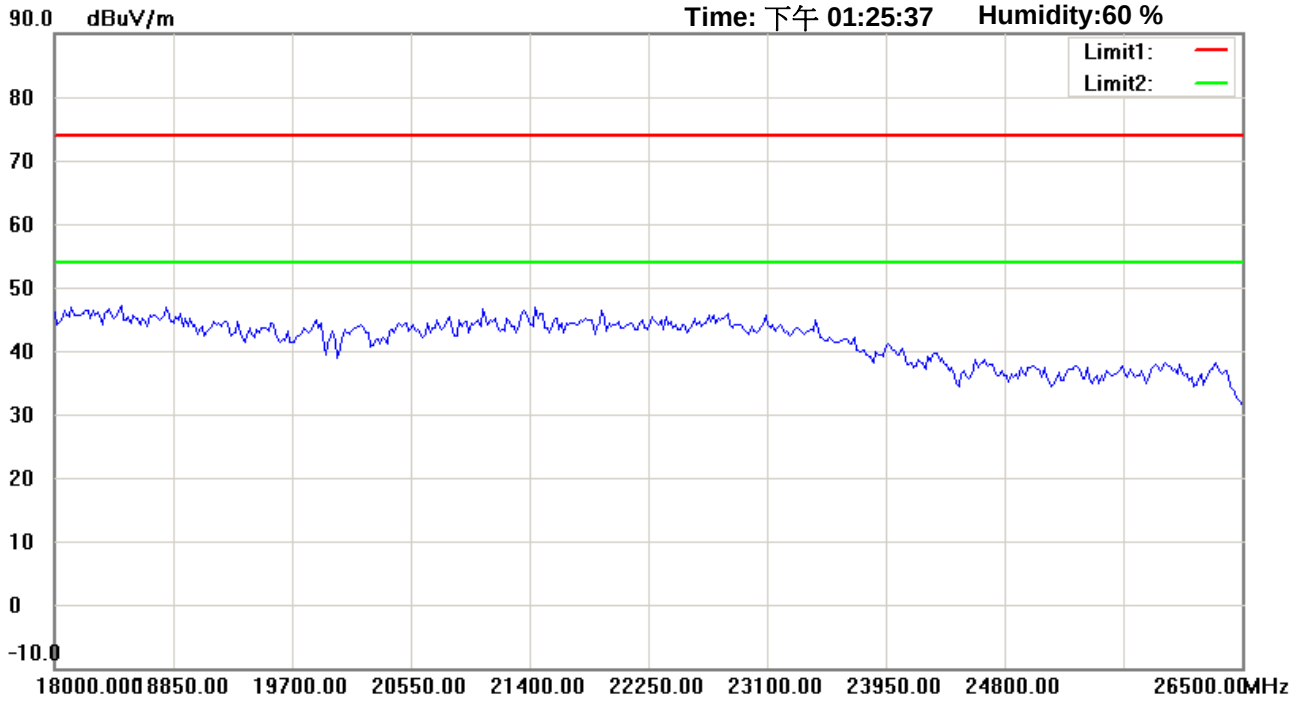

Site : Chamber

Condition : FCC_part 15 RE-Class B_Above 1GHz_PK

Polarization: *Vertical*

EUT : W6M21610-16337

Power : 5 Vd.c.

M/N:

Distance: 3m

Test Mode : RX 2402MHz

Note :

Mk.	Frequency (MHz)	Reading (dBuV)	Detector	Corr. factor (dB/m)	Result (dBuV/m)	Limit (dBuV/m)	Ant.Pos (cm)	Tab.Pos (deg.)	Margin (dB)	Comment

*:Maximum data x:Over limit !:over margin

Address:6F.,No.58,Ln 188,Ruey Kuang Rd,Neihu,Taipei
Tel:+886-2-6606-8877
Fax:+886-2-6606-8875

Radiated Emission Measurement

Operator: Roy

File :1 Data :#1 Date: 2016/10/21 Time: 上午 11:11:29

Temperature:24 ℃
Humidity:60 %

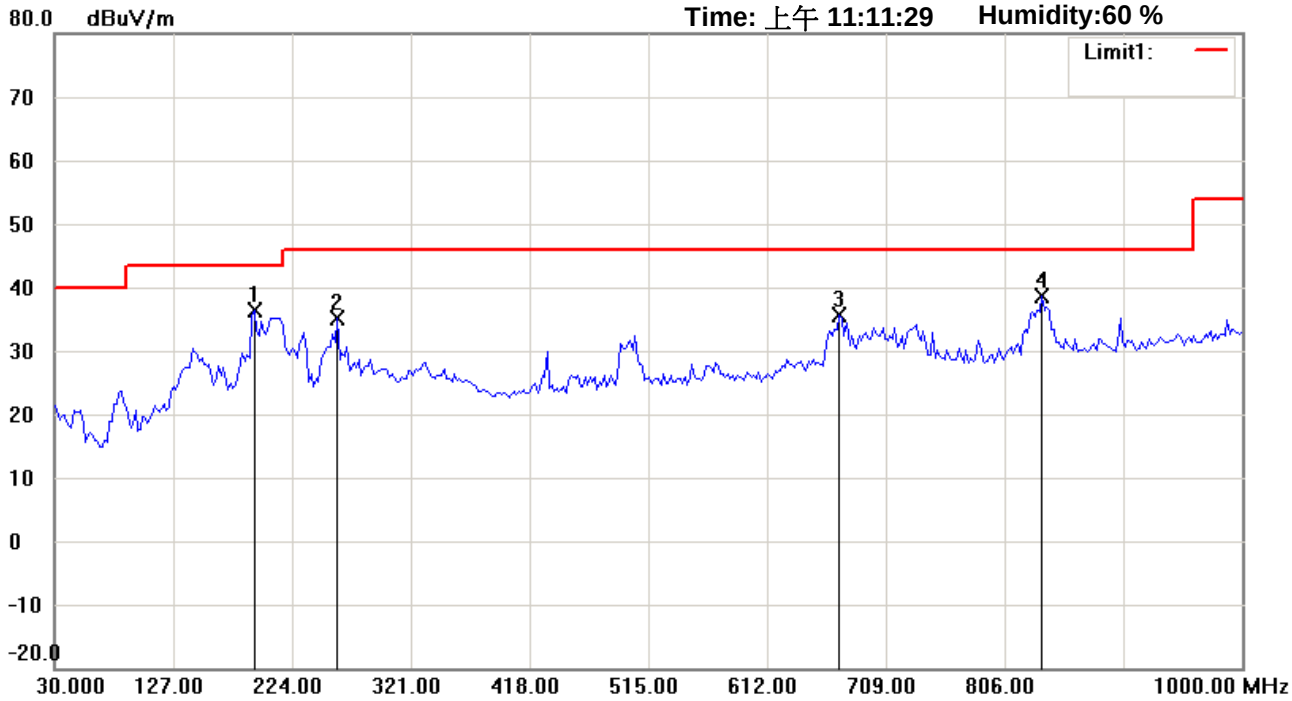

Site : Chamber

Condition : FCC_part 15 RE-Class B_30-1000MHz

Polarization: *Horizontal*

EUT : W6M21610-16337

Power : 5 Vd.c.

M/N:

Distance: 3m

Test Mode : RX 2440MHz

Note :

Mk.	Frequency (MHz)	Reading (dBuV)	Detector	Corr. factor (dB/m)	Result (dBuV/m)	Limit (dBuV/m)	Ant.Pos (cm)	Tab.Pos (deg.)	Margin (dB)	Comment
*	193.2865	47.24	peak	-10.79	36.45	43.50	100	100	-7.05	
	261.3226	42.04	peak	-6.80	35.24	46.00	100	335	-10.76	
	671.4830	34.87	peak	0.85	35.72	46.00	100	155	-10.28	
	836.7133	35.50	peak	3.20	38.70	46.00	100	170	-7.30	

*:Maximum data x:Over limit !:over margin

Address:6F.,No.58,Ln 188,Ruey Kuang Rd,Neihu,Taipei
Tel:+886-2-6606-8877
Fax:+886-2-6606-8875

Radiated Emission Measurement

Operator: Roy

File :1 Data :#2 Date: 2016/10/21 Time: 上午 11:12:15

Temperature:24 ℃
Humidity:60 %

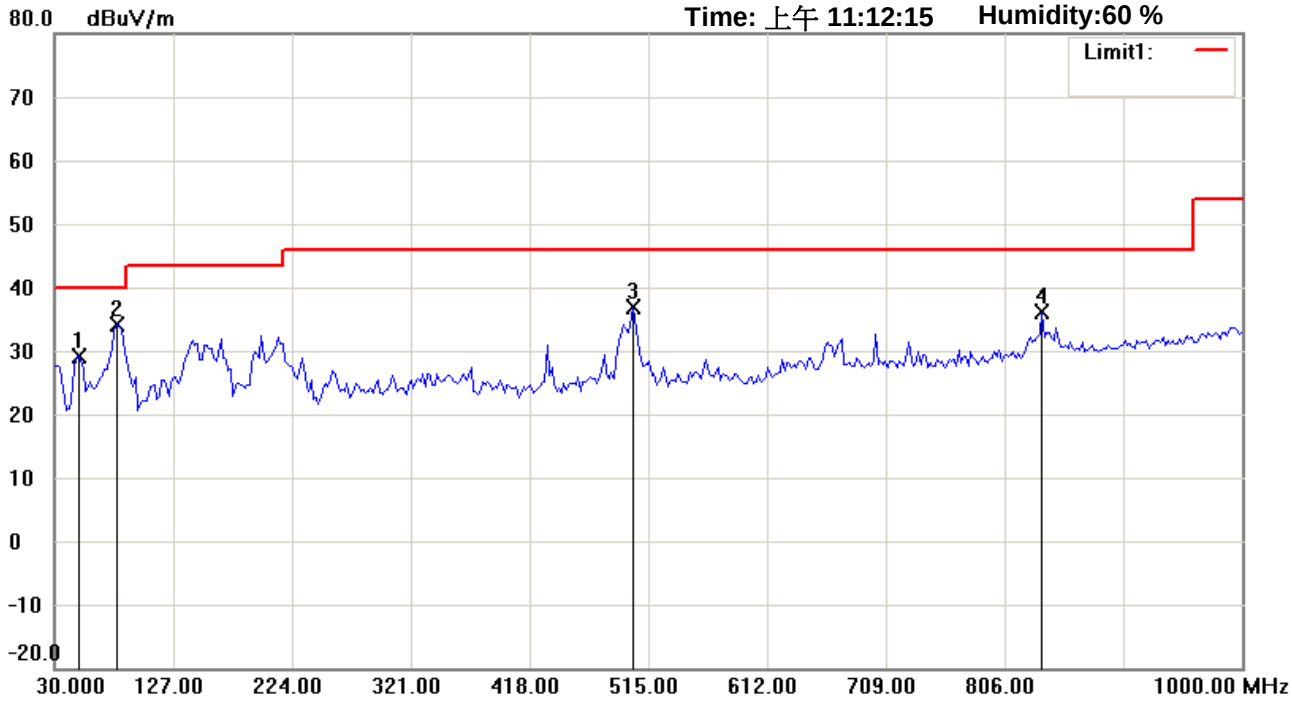

Site : Chamber

Condition : FCC_part 15 RE-Class B_30-1000MHz

Polarization: *Vertical*

EUT : W6M21610-16337

Power : 5 Vd.c.

M/N:

Distance: 3m

Test Mode : RX 2440MHz

Note :

Mk.	Frequency (MHz)	Reading (dBuV)	Detector	Corr. factor (dB/m)	Result (dBuV/m)	Limit (dBuV/m)	Ant.Pos (cm)	Tab.Pos (deg.)	Margin (dB)	Comment
	49.4388	38.95	peak	-9.78	29.17	40.00	100	215	-10.83	
*	80.5411	47.23	peak	-13.07	34.16	40.00	100	95	-5.84	
	502.3647	39.53	peak	-2.58	36.95	46.00	100	260	-9.05	
	836.7134	32.85	peak	3.20	36.05	46.00	100	320	-9.95	

*:Maximum data x:Over limit !:over margin

Address:6F.,No.58,Ln 188,Ruey Kuang Rd,Neihu,Taipei
Tel:+886-2-6606-8877
Fax:+886-2-6606-8875

Radiated Emission Measurement

Operator: Roy

File :3 Data :#1 Date: 2016/10/21 Time: 下午 01:26:36

Temperature:24 ℃
Humidity:60 %

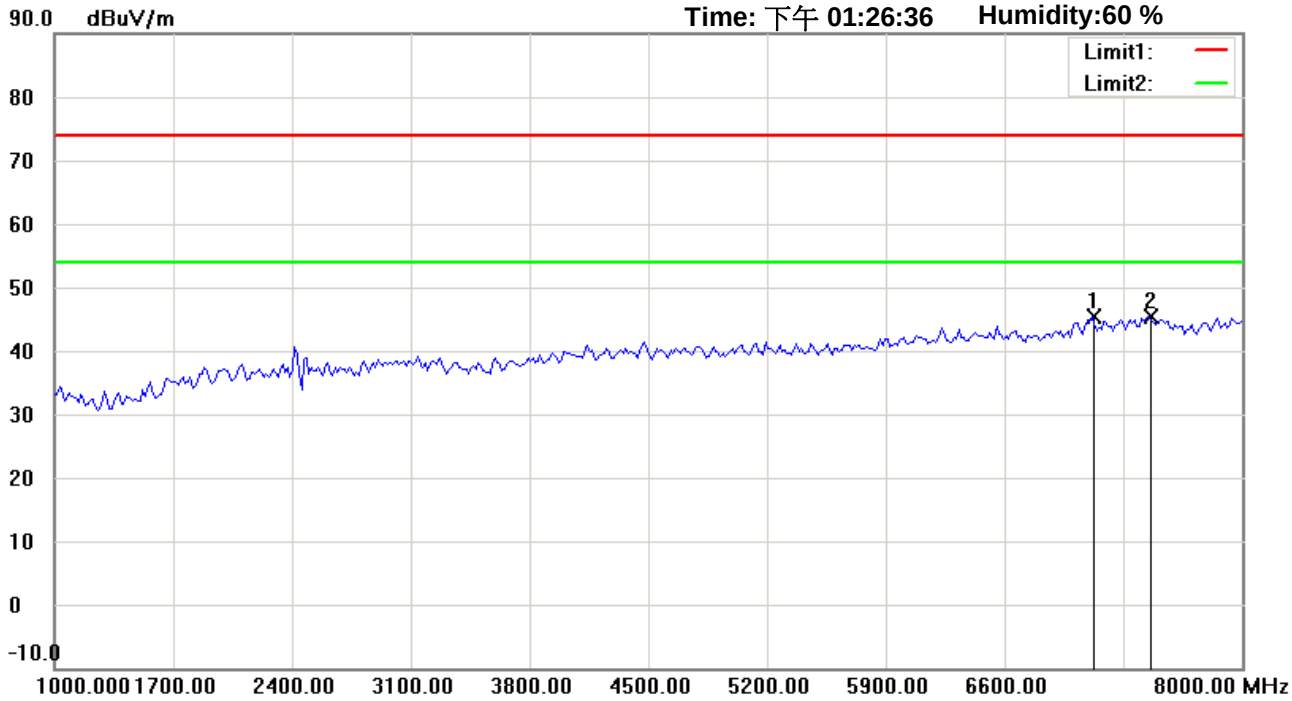

Site : Chamber

Condition : FCC_part 15 RE-Class B_Above 1GHz_PK

Polarization: *Horizontal*

EUT : W6M21610-16337

Power : 5 Vd.c.

M/N:

Distance: 3m

Test Mode : RX 2440MHz

Note :

Mk.	Frequency (MHz)	Reading (dBuV)	Detector	Corr. factor (dB/m)	Result (dBuV/m)	Limit (dBuV/m)	Ant.Pos (cm)	Tab.Pos (deg.)	Margin (dB)	Comment
*	7116.233	41.01	peak	4.38	45.39	74.00	100	170	-28.61	
	7452.906	40.49	peak	4.85	45.34	74.00	100	105	-28.66	

*:Maximum data x:Over limit !:over margin

Address:6F.,No.58,Ln 188,Ruey Kuang Rd,Neihu,Taipei
Tel:+886-2-6606-8877
Fax:+886-2-6606-8875

Radiated Emission Measurement

Operator: Roy

File :3 Data :#5 Date: 2016/10/21 Time: 下午 01:27:31

Temperature:24 ℃
Humidity:60 %

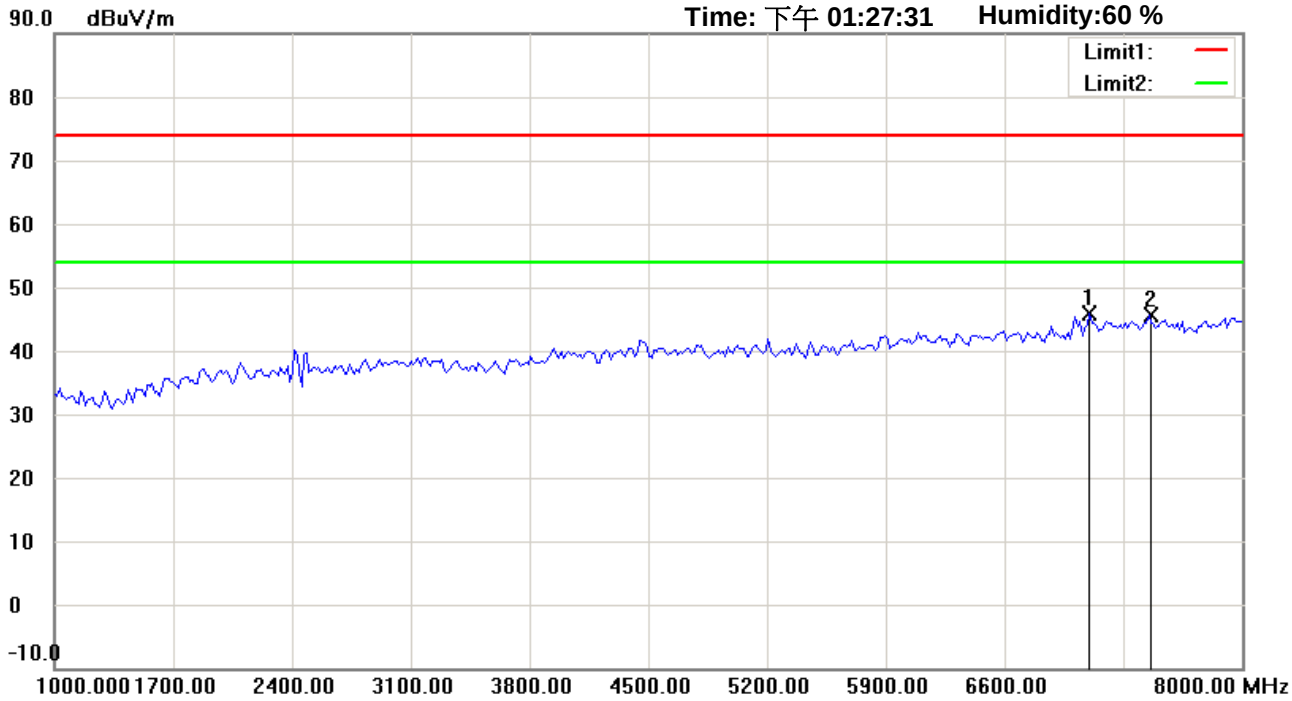

Site : Chamber

Condition : FCC_part 15 RE-Class B_Above 1GHz_PK

Polarization: *Vertical*

EUT : W6M21610-16337

Power : 5 Vd.c.

M/N:

Distance: 3m

Test Mode : RX 2440MHz

Note :

Mk.	Frequency (MHz)	Reading (dBuV)	Detector	Corr. factor (dB/m)	Result (dBuV/m)	Limit (dBuV/m)	Ant.Pos (cm)	Tab.Pos (deg.)	Margin (dB)	Comment
*	7102.204	41.36	peak	4.40	45.76	74.00	100	250	-28.24	
	7452.906	40.66	peak	4.85	45.51	74.00	100	85	-28.49	

*:Maximum data x:Over limit !:over margin

Address:6F.,No.58,Ln 188,Ruey Kuang Rd,Neihu,Taipei
Tel:+886-2-6606-8877
Fax:+886-2-6606-8875

Radiated Emission Measurement

Operator: Roy

File :3 Data :#2 Date: 2016/10/21 Time: 下午 01:26:48

Temperature:24 ℃
Humidity:60 %

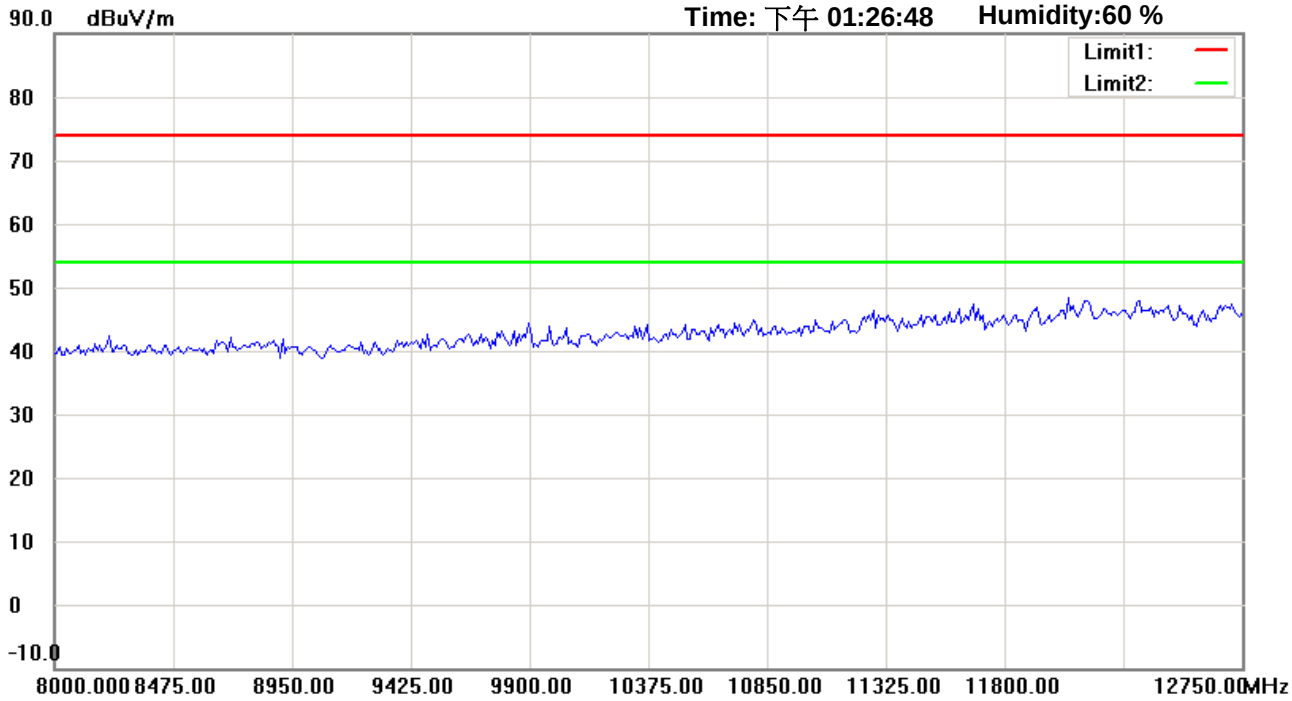

Site : Chamber

Condition : FCC_part 15 RE-Class B_Above 1GHz_PK

Polarization: *Horizontal*

EUT : W6M21610-16337

Power : 5 Vd.c.

M/N:

Distance: 3m

Test Mode : RX 2440MHz

Note :

Mk.	Frequency (MHz)	Reading (dBuV)	Detector	Corr. factor (dB/m)	Result (dBuV/m)	Limit (dBuV/m)	Ant.Pos (cm)	Tab.Pos (deg.)	Margin (dB)	Comment

*:Maximum data x:Over limit !:over margin

Address:6F.,No.58,Ln 188,Ruey Kuang Rd,Neihu,Taipei
Tel:+886-2-6606-8877
Fax:+886-2-6606-8875

Radiated Emission Measurement

Operator: Roy

File :3 | Data :#6 | Date: 2016/10/21 | Time: 下午 01:27:44 | Temperature:24 ℃ | Humidity:60 %

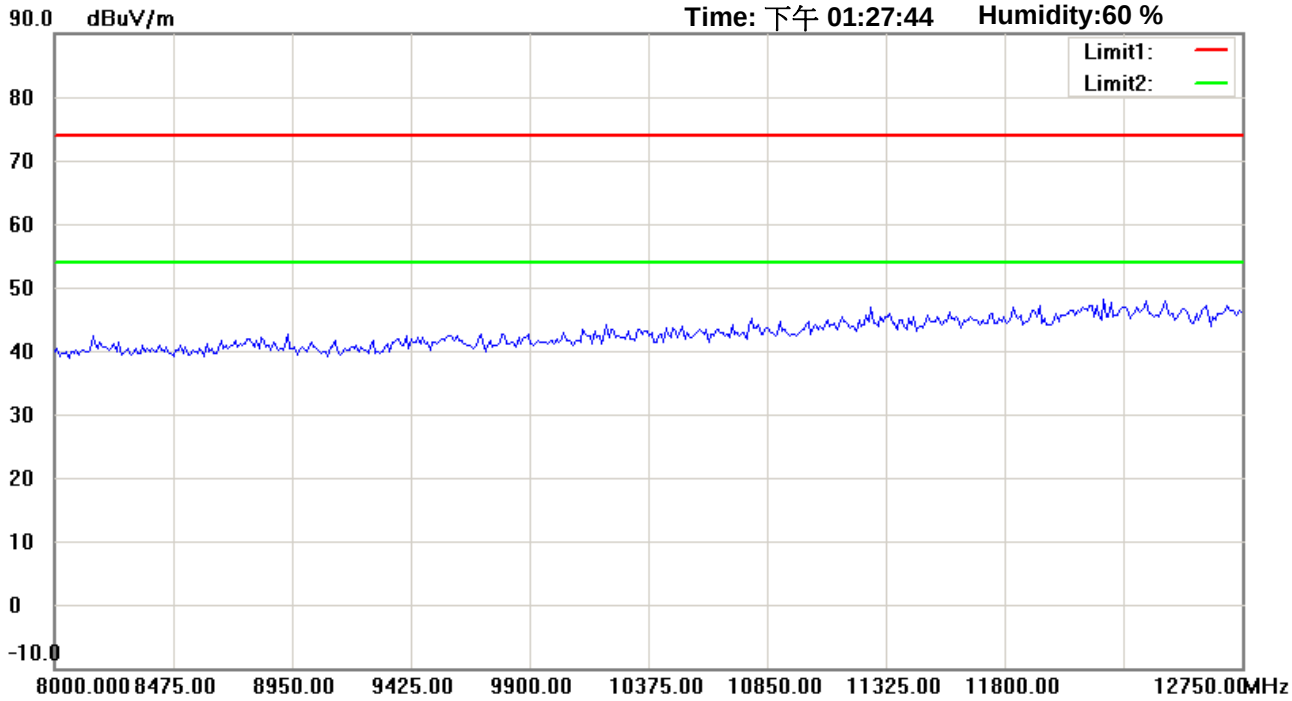

Site : Chamber

Condition : FCC_part 15 RE-Class B_Above 1GHz_PK

Polarization: *Vertical*

EUT : W6M21610-16337

Power : 5 Vd.c.

M/N:

Distance: 3m

Test Mode : RX 2440MHz

Note :

Mk.	Frequency (MHz)	Reading (dBuV)	Detector	Corr. factor (dB/m)	Result (dBuV/m)	Limit (dBuV/m)	Ant.Pos (cm)	Tab.Pos (deg.)	Margin (dB)	Comment

*:Maximum data x:Over limit !:over margin

Address:6F.,No.58,Ln 188,Ruey Kuang Rd,Neihu,Taipei
Tel:+886-2-6606-8877
Fax:+886-2-6606-8875

Radiated Emission Measurement

Operator: Roy

File :3 Data :#3 Date: 2016/10/21 Time: 下午 01:27:12

Temperature:24 ℃
Humidity:60 %

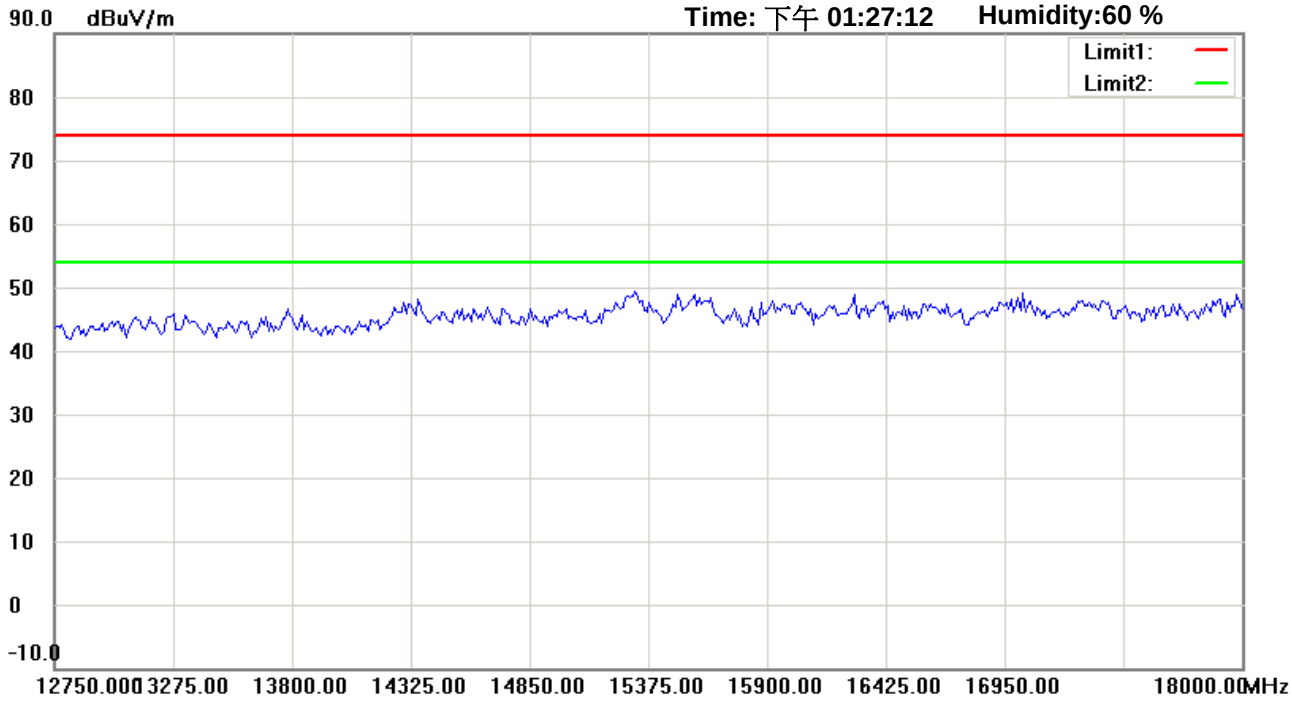

Site : Chamber

Condition : FCC_part 15 RE-Class B_Above 1GHz_PK

Polarization: *Horizontal*

EUT : W6M21610-16337

Power : 5 Vd.c.

M/N:

Distance: 3m

Test Mode : RX 2440MHz

Note :

Mk.	Frequency (MHz)	Reading (dBuV)	Detector	Corr. factor (dB/m)	Result (dBuV/m)	Limit (dBuV/m)	Ant.Pos (cm)	Tab.Pos (deg.)	Margin (dB)	Comment

*:Maximum data x:Over limit !:over margin

Address:6F.,No.58,Ln 188,Ruey Kuang Rd,Neihu,Taipei
Tel:+886-2-6606-8877
Fax:+886-2-6606-8875

Radiated Emission Measurement

Operator: Roy

File :3 | Data :#7 | Date: 2016/10/21 | Time: 下午 01:28:09 | Temperature:24 ℃ | Humidity:60 %

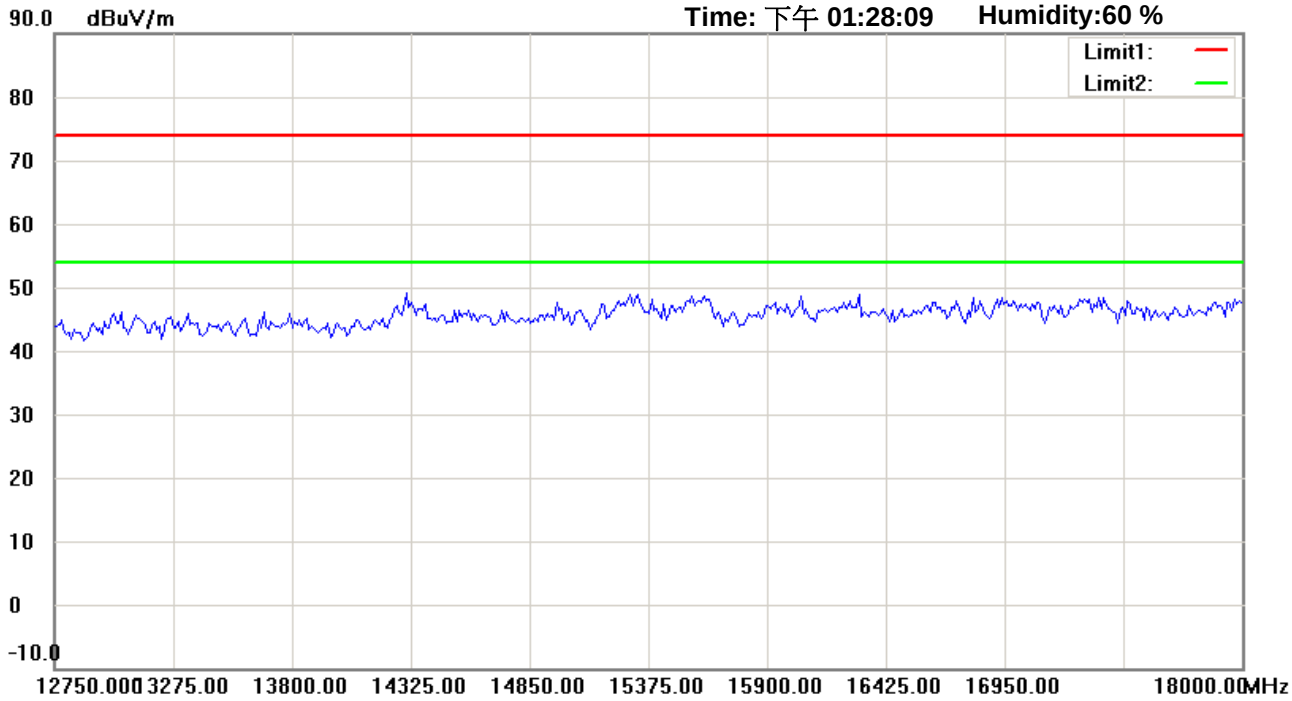

Site : Chamber

Condition : FCC_part 15 RE-Class B_Above 1GHz_PK

Polarization: *Vertical*

EUT : W6M21610-16337

Power : 5 Vd.c.

M/N:

Distance: 3m

Test Mode : RX 2440MHz

Note :

Mk.	Frequency (MHz)	Reading (dBuV)	Detector	Corr. factor (dB/m)	Result (dBuV/m)	Limit (dBuV/m)	Ant.Pos (cm)	Tab.Pos (deg.)	Margin (dB)	Comment

*:Maximum data x:Over limit !:over margin

Address:6F.,No.58,Ln 188,Ruey Kuang Rd,Neihu,Taipei
Tel:+886-2-6606-8877
Fax:+886-2-6606-8875

Radiated Emission Measurement

Operator: Roy

File :3 | Data :#4 | Date: 2016/10/21 | Time: 下午 01:27:23 | Temperature:24 ℃ | Humidity:60 %

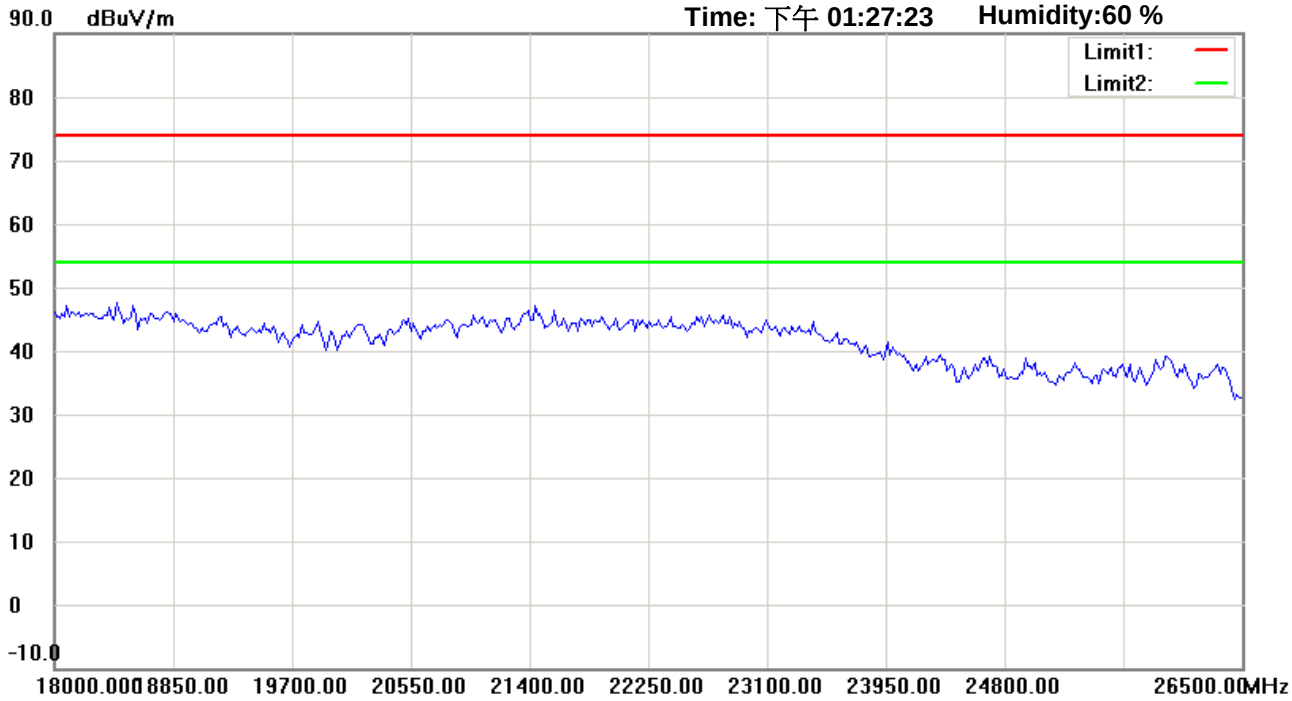

Site : Chamber

Condition : FCC_part 15 RE-Class B_Above 1GHz_PK

Polarization: *Horizontal*

EUT : W6M21610-16337

Power : 5 Vd.c.

M/N:

Distance: 3m

Test Mode : RX 2440MHz

Note :

Mk.	Frequency (MHz)	Reading (dBuV)	Detector	Corr. factor (dB/m)	Result (dBuV/m)	Limit (dBuV/m)	Ant.Pos (cm)	Tab.Pos (deg.)	Margin (dB)	Comment

*:Maximum data x:Over limit !:over margin

Address:6F.,No.58,Ln 188,Ruey Kuang Rd,Neihu,Taipei
Tel:+886-2-6606-8877
Fax:+886-2-6606-8875

Radiated Emission Measurement

Operator: Roy

File :3 | Data :#8 | Date: 2016/10/21 | Time: 下午 01:28:19 | Temperature:24 ℃ | Humidity:60 %

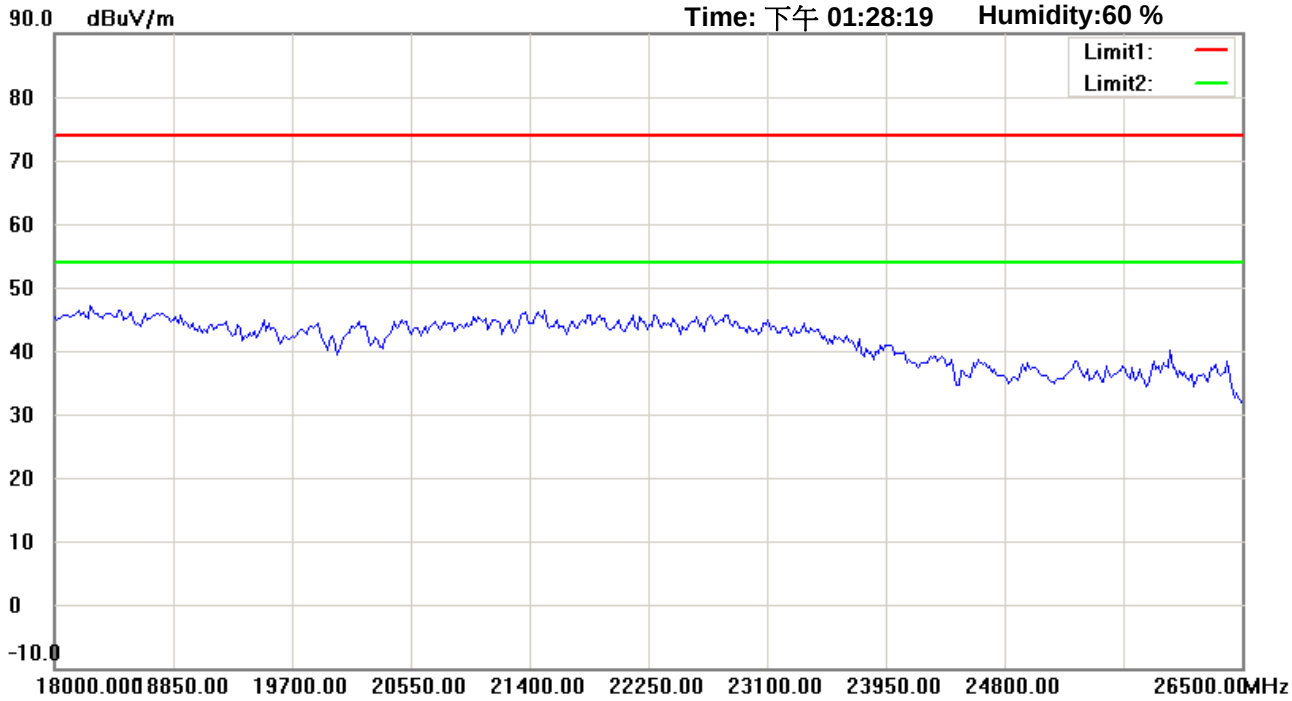

Site : Chamber

Condition : FCC_part 15 RE-Class B_Above 1GHz_PK

Polarization: *Vertical*

EUT : W6M21610-16337

Power : 5 Vd.c.

M/N:

Distance: 3m

Test Mode : RX 2440MHz

Note :

Mk.	Frequency (MHz)	Reading (dBuV)	Detector	Corr. factor (dB/m)	Result (dBuV/m)	Limit (dBuV/m)	Ant.Pos (cm)	Tab.Pos (deg.)	Margin (dB)	Comment

*:Maximum data x:Over limit !:over margin

Address:6F.,No.58,Ln 188,Ruey Kuang Rd,Neihu,Taipei
Tel:+886-2-6606-8877
Fax:+886-2-6606-8875

Radiated Emission Measurement

Operator: Roy

File :1 Data :#1 Date: 2016/10/21 Time: 上午 11:08:14

Temperature:24 ℃
Humidity:60 %

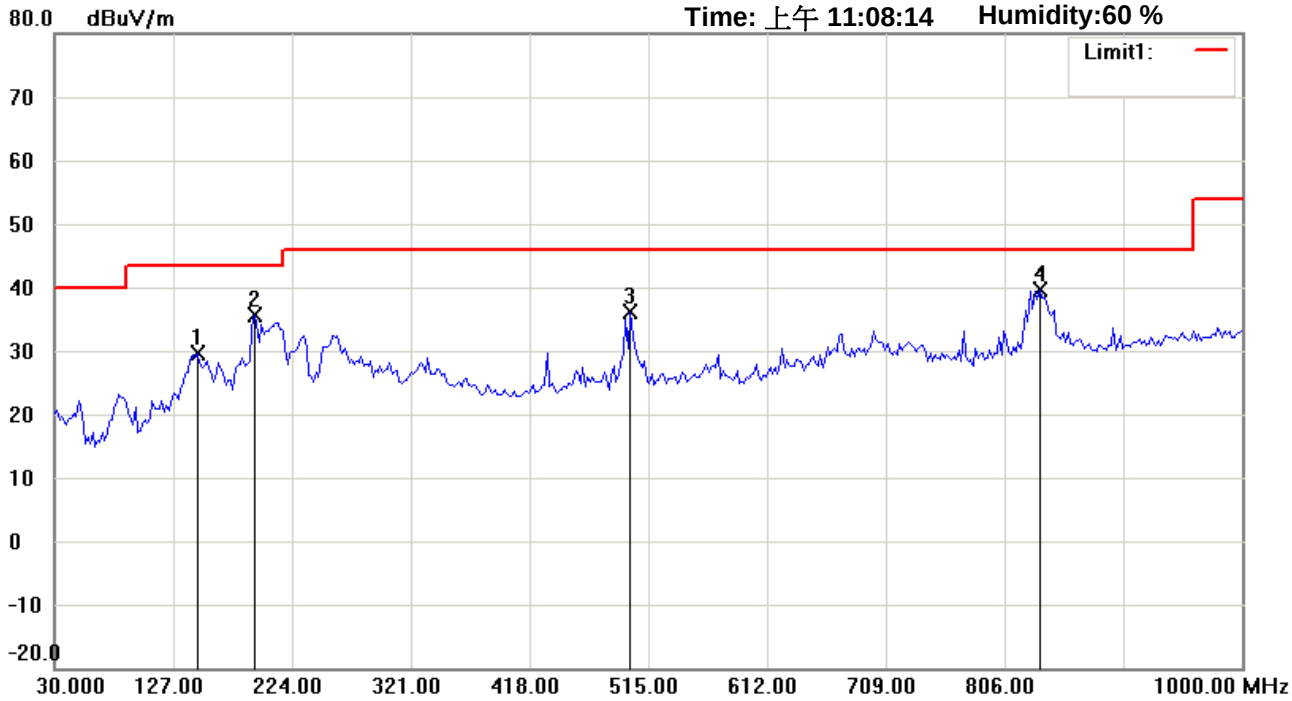

Site : Chamber

Condition : FCC_part 15 RE-Class B_30-1000MHz

Polarization: *Horizontal*

EUT : W6M21610-16337

Power : 5 Vd.c.

M/N:

Distance: 3m

Test Mode : RX 2480MHz

Note :

Mk.	Frequency (MHz)	Reading (dBuV)	Detector	Corr. factor (dB/m)	Result (dBuV/m)	Limit (dBuV/m)	Ant.Pos (cm)	Tab.Pos (deg.)	Margin (dB)	Comment
	146.6332	36.89	peak	-7.33	29.56	43.50	100	350	-13.94	
	193.2865	46.50	peak	-10.79	35.71	43.50	100	75	-7.79	
	500.4207	38.65	peak	-2.64	36.01	46.00	100	170	-9.99	
*	834.7693	36.59	peak	3.13	39.72	46.00	100	265	-6.28	

*:Maximum data x:Over limit !:over margin

Address:6F.,No.58,Ln 188,Ruey Kuang Rd,Neihu,Taipei
Tel:+886-2-6606-8877
Fax:+886-2-6606-8875

Radiated Emission Measurement

Operator: Roy

File :1 Data :#2 Date: 2016/10/21 Time: 上午 11:09:25

Temperature:24 ℃
Humidity:60 %

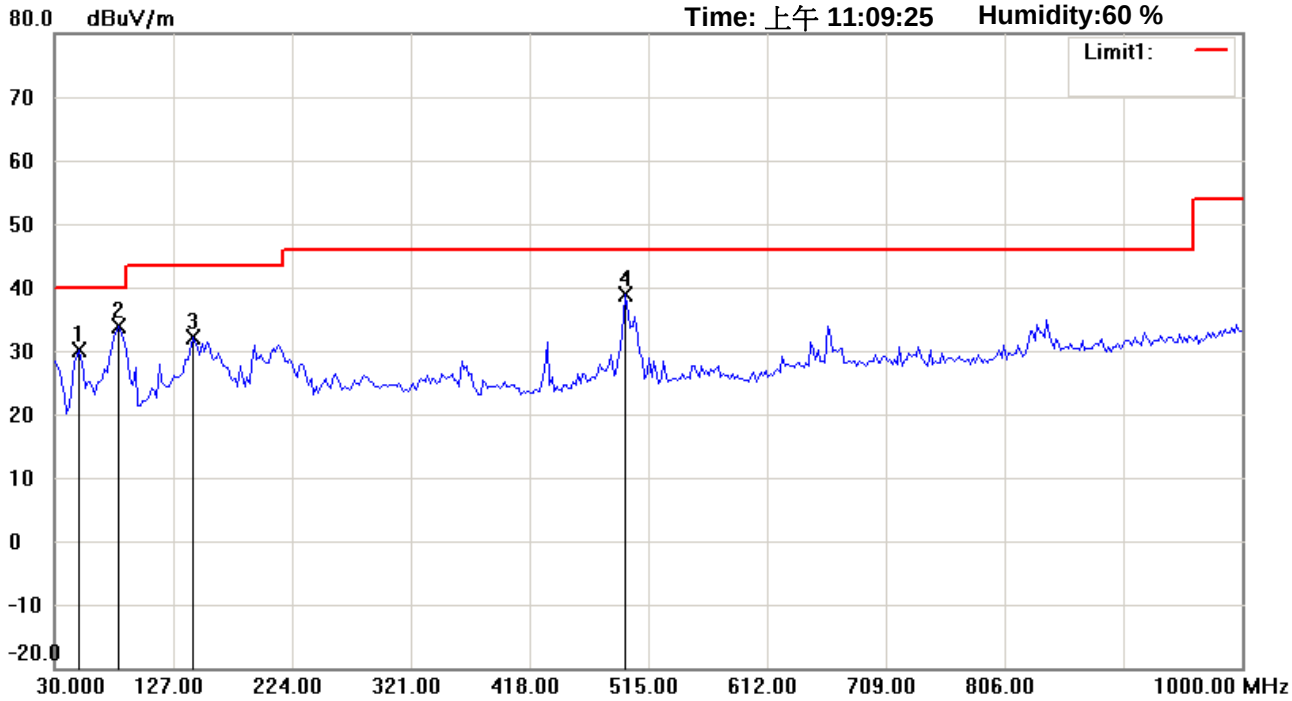

Site : Chamber

Condition : FCC_part 15 RE-Class B_30-1000MHz

Polarization: *Vertical*

EUT : W6M21610-16337

Power : 5 Vd.c.

M/N:

Distance: 3m

Test Mode : RX 2480MHz

Note :

Mk.	Frequency (MHz)	Reading (dBuV)	Detector	Corr. factor (dB/m)	Result (dBuV/m)	Limit (dBuV/m)	Ant.Pos (cm)	Tab.Pos (deg.)	Margin (dB)	Comment
	49.4388	39.89	peak	-9.78	30.11	40.00	100	190	-9.89	
*	82.4850	46.92	peak	-13.07	33.85	40.00	100	130	-6.15	
	142.7455	39.07	peak	-6.97	32.10	43.50	100	250	-11.40	
	496.5331	41.63	peak	-2.66	38.97	46.00	100	45	-7.03	

*:Maximum data x:Over limit !:over margin

Address:6F.,No.58,Ln 188,Ruey Kuang Rd,Neihu,Taipei
Tel:+886-2-6606-8877
Fax:+886-2-6606-8875

Radiated Emission Measurement

Operator: Roy

File :3 | Data :#1 | Date: 2016/10/21 | Time: 下午 01:28:54 | Temperature:24 ℃ | Humidity:60 %

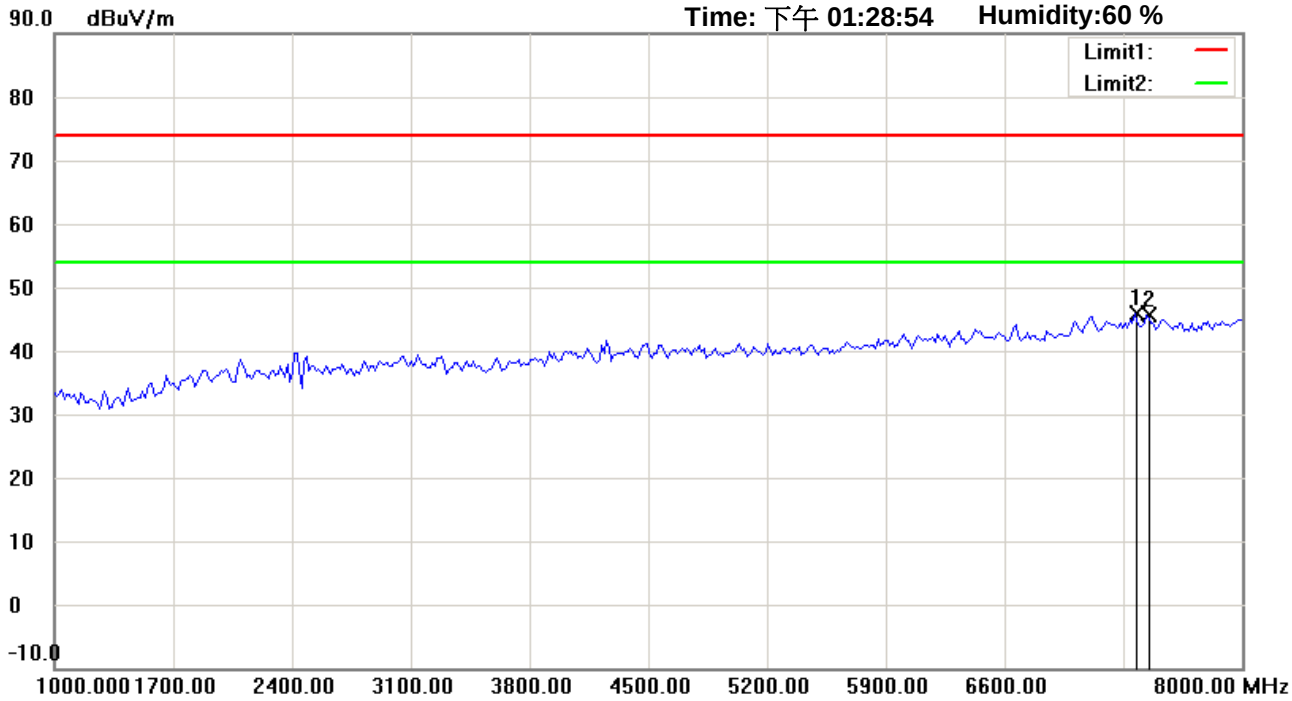

Site : Chamber

Condition : FCC_part 15 RE-Class B_Above 1GHz_PK

Polarization: *Horizontal*

EUT : W6M21610-16337

Power : 5 Vd.c.

M/N:

Distance: 3m

Test Mode : RX 2480MHz

Note :

Mk.	Frequency (MHz)	Reading (dBuV)	Detector	Corr. factor (dB/m)	Result (dBuV/m)	Limit (dBuV/m)	Ant.Pos (cm)	Tab.Pos (deg.)	Margin (dB)	Comment
*	7368.738	41.15	peak	4.81	45.96	74.00	250	130	-28.04	
	7438.878	40.77	peak	4.89	45.66	74.00	200	110	-28.34	

*:Maximum data x:Over limit !:over margin

Address:6F.,No.58,Ln 188,Ruey Kuang Rd,Neihu,Taipei
Tel:+886-2-6606-8877
Fax:+886-2-6606-8875

Radiated Emission Measurement

Operator: Roy

File :3 | Data :#5 | Date: 2016/10/21 | Time: 下午 01:29:49 | Temperature:24 ℃ | Humidity:60 %

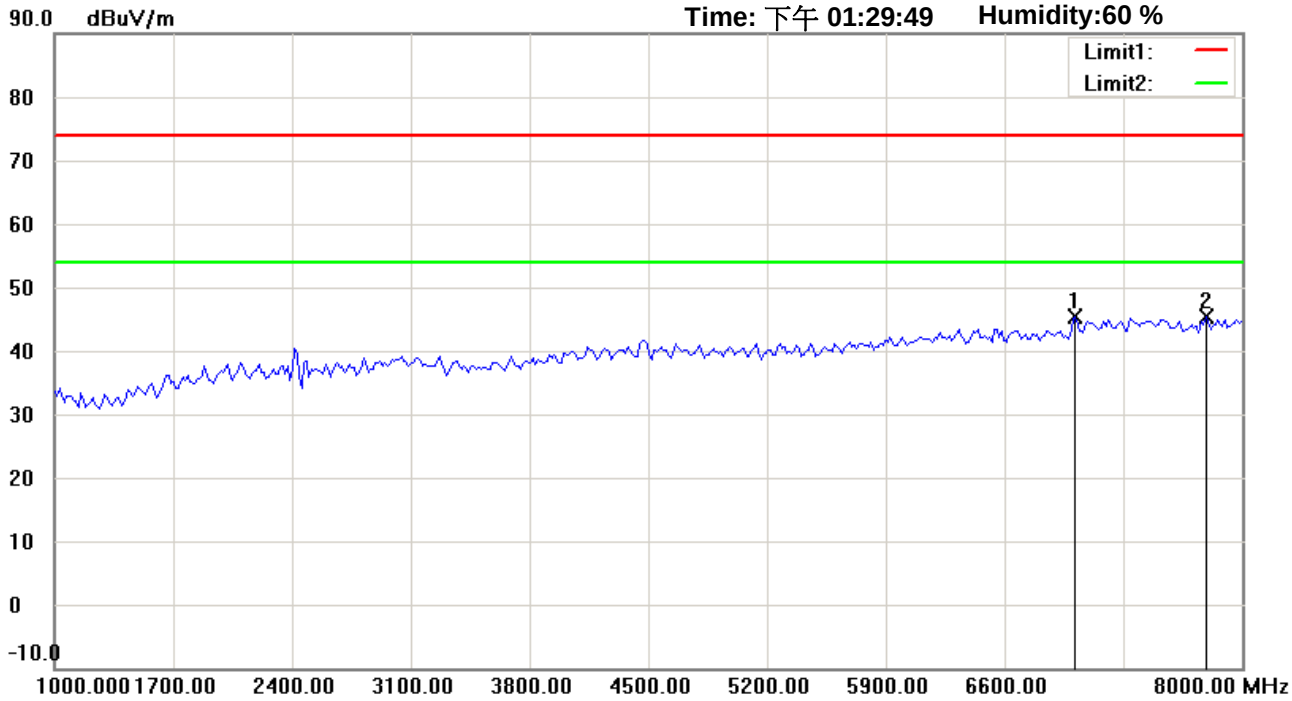

Site : Chamber

Condition : FCC_part 15 RE-Class B_Above 1GHz_PK

Polarization: *Vertical*

EUT : W6M21610-16337

Power : 5 Vd.c.

M/N:

Distance: 3m

Test Mode : RX 2480MHz

Note :

Mk.	Frequency (MHz)	Reading (dBuV)	Detector	Corr. factor (dB/m)	Result (dBuV/m)	Limit (dBuV/m)	Ant.Pos (cm)	Tab.Pos (deg.)	Margin (dB)	Comment
	7018.036	41.18	peak	4.23	45.41	74.00	110	85	-28.59	
*	7789.579	40.91	peak	4.54	45.45	74.00	150	100	-28.55	

*:Maximum data x:Over limit !:over margin

Address:6F.,No.58,Ln 188,Ruey Kuang Rd,Neihu,Taipei
Tel:+886-2-6606-8877
Fax:+886-2-6606-8875

Radiated Emission Measurement

Operator: Roy

File :3 | Data :#2 | Date: 2016/10/21 | Time: 下午 01:29:06

Temperature:24 ℃
Humidity:60 %

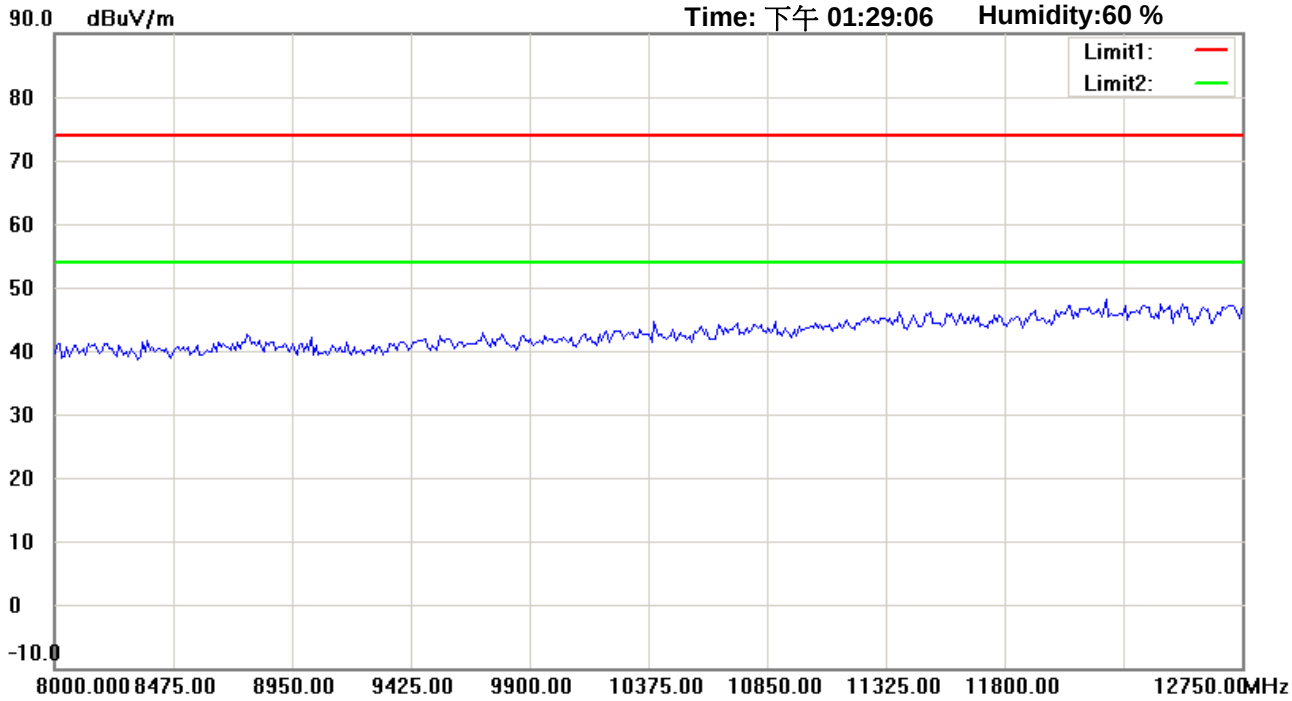

Site : Chamber

Condition : FCC_part 15 RE-Class B_Above 1GHz_PK

Polarization: *Horizontal*

EUT : W6M21610-16337

Power : 5 Vd.c.

M/N:

Distance: 3m

Test Mode : RX 2480MHz

Note :

Mk.	Frequency (MHz)	Reading (dBuV)	Detector	Corr. factor (dB/m)	Result (dBuV/m)	Limit (dBuV/m)	Ant.Pos (cm)	Tab.Pos (deg.)	Margin (dB)	Comment

*:Maximum data x:Over limit !:over margin

Address:6F.,No.58,Ln 188,Ruey Kuang Rd,Neihu,Taipei
Tel:+886-2-6606-8877
Fax:+886-2-6606-8875

Radiated Emission Measurement

Operator: Roy

File :3 | Data :#6 | Date: 2016/10/21 | Time: 下午 01:30:02 | Temperature:24 ℃ | Humidity:60 %

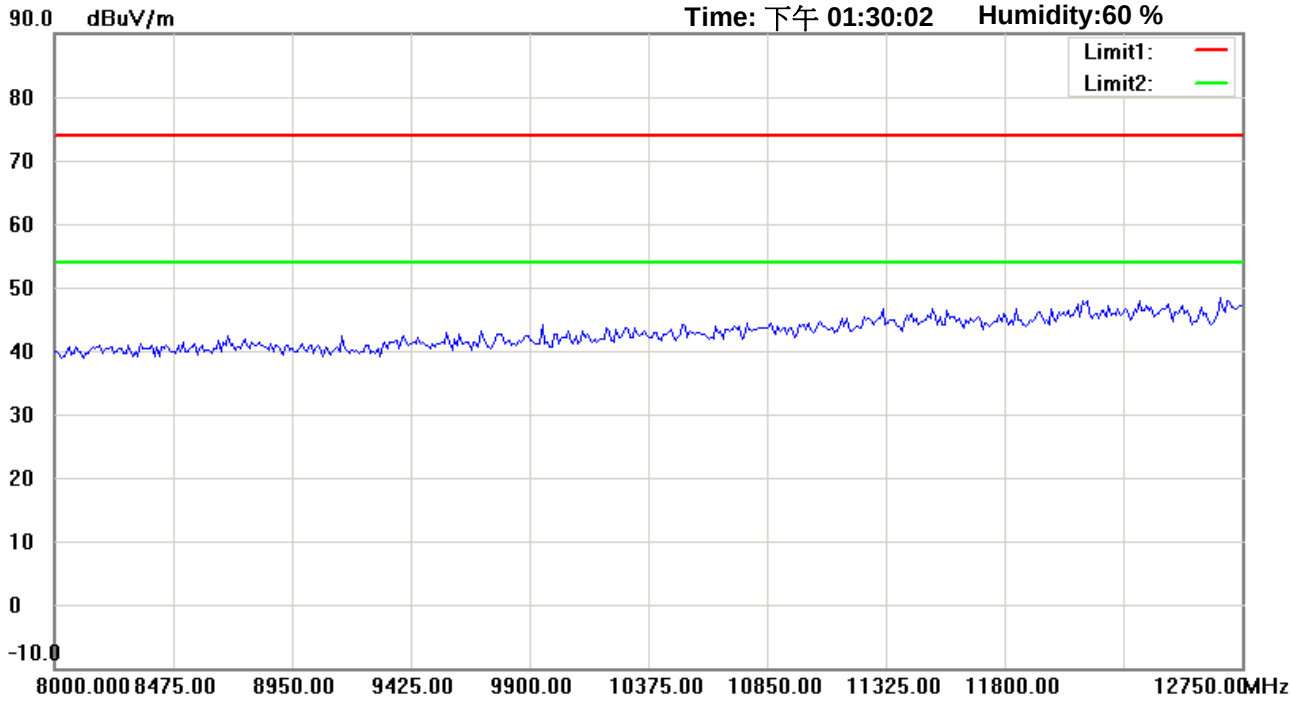

Site : Chamber

Condition : FCC_part 15 RE-Class B_Above 1GHz_PK

Polarization: *Vertical*

EUT : W6M21610-16337

Power : 5 Vd.c.

M/N:

Distance: 3m

Test Mode : RX 2480MHz

Note :

Mk.	Frequency (MHz)	Reading (dBuV)	Detector	Corr. factor (dB/m)	Result (dBuV/m)	Limit (dBuV/m)	Ant.Pos (cm)	Tab.Pos (deg.)	Margin (dB)	Comment

*:Maximum data x:Over limit !:over margin

Address:6F.,No.58,Ln 188,Ruey Kuang Rd,Neihu,Taipei
Tel:+886-2-6606-8877
Fax:+886-2-6606-8875

Radiated Emission Measurement

Operator: Roy

File :3 | Data :#3 | Date: 2016/10/21 | Time: 下午 01:29:31 | Temperature:24 ℃ | Humidity:60 %

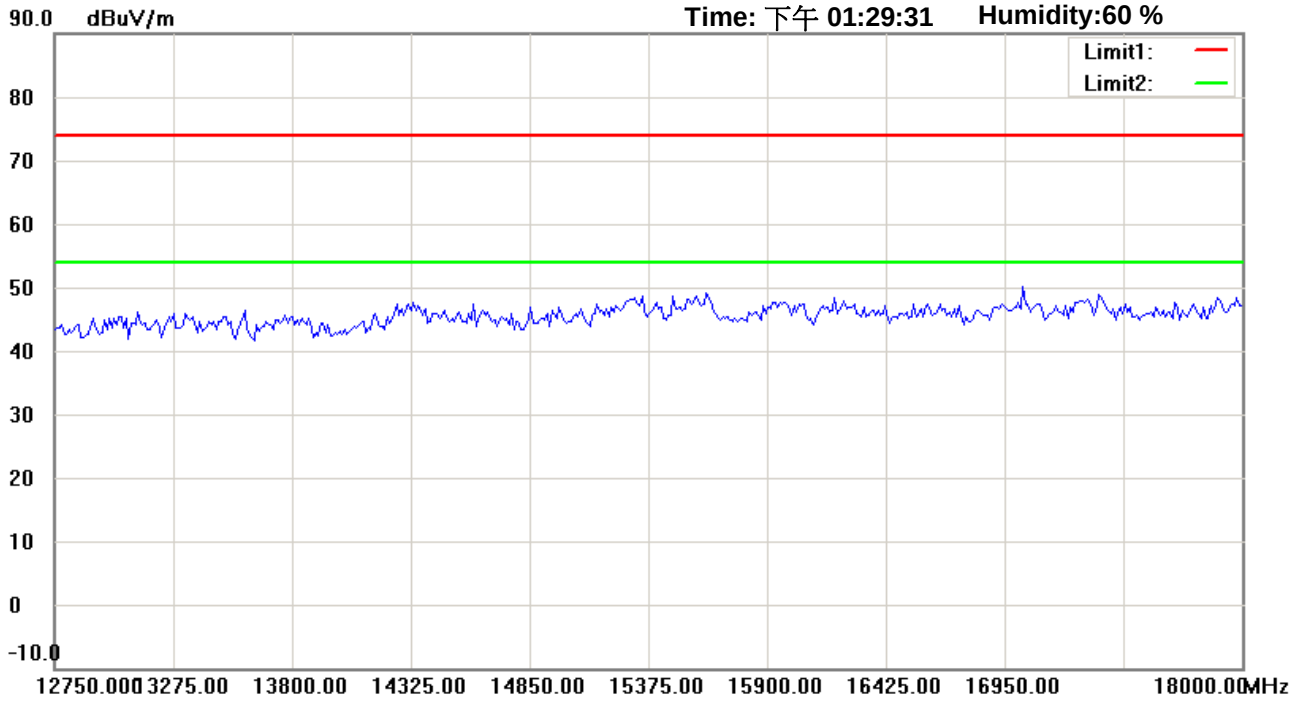

Site : Chamber

Condition : FCC_part 15 RE-Class B_Above 1GHz_PK

Polarization: *Horizontal*

EUT : W6M21610-16337

Power : 5 Vd.c.

M/N:

Distance: 3m

Test Mode : RX 2480MHz

Note :

Mk.	Frequency (MHz)	Reading (dBuV)	Detector	Corr. factor (dB/m)	Result (dBuV/m)	Limit (dBuV/m)	Ant.Pos (cm)	Tab.Pos (deg.)	Margin (dB)	Comment

*:Maximum data x:Over limit !:over margin

Address:6F.,No.58,Ln 188,Ruey Kuang Rd,Neihu,Taipei
Tel:+886-2-6606-8877
Fax:+886-2-6606-8875

Radiated Emission Measurement

Operator: Roy

File :3 Data :#7 Date: 2016/10/21 Time: 下午 01:30:27

Temperature:24 ℃
Humidity:60 %

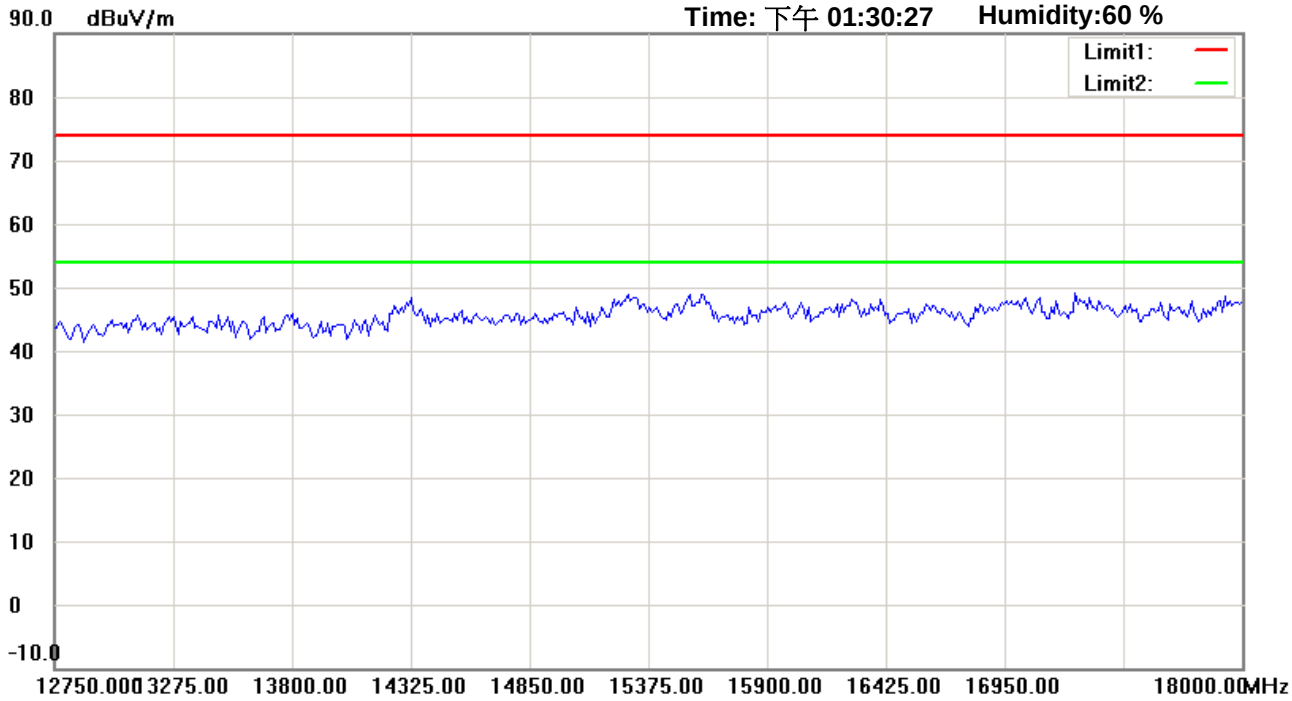

Site : Chamber

Condition : FCC_part 15 RE-Class B_Above 1GHz_PK

Polarization: *Vertical*

EUT : W6M21610-16337

Power : 5 Vd.c.

M/N:

Distance: 3m

Test Mode : RX 2480MHz

Note :

Mk.	Frequency (MHz)	Reading (dBuV)	Detector	Corr. factor (dB/m)	Result (dBuV/m)	Limit (dBuV/m)	Ant.Pos (cm)	Tab.Pos (deg.)	Margin (dB)	Comment

*:Maximum data x:Over limit !:over margin

Address:6F.,No.58,Ln 188,Ruey Kuang Rd,Neihu,Taipei
Tel:+886-2-6606-8877
Fax:+886-2-6606-8875

Radiated Emission Measurement

Operator: Roy

File :3 Data :#4 Date: 2016/10/21 Time: 下午 01:29:42

Temperature:24 ℃
Humidity:60 %

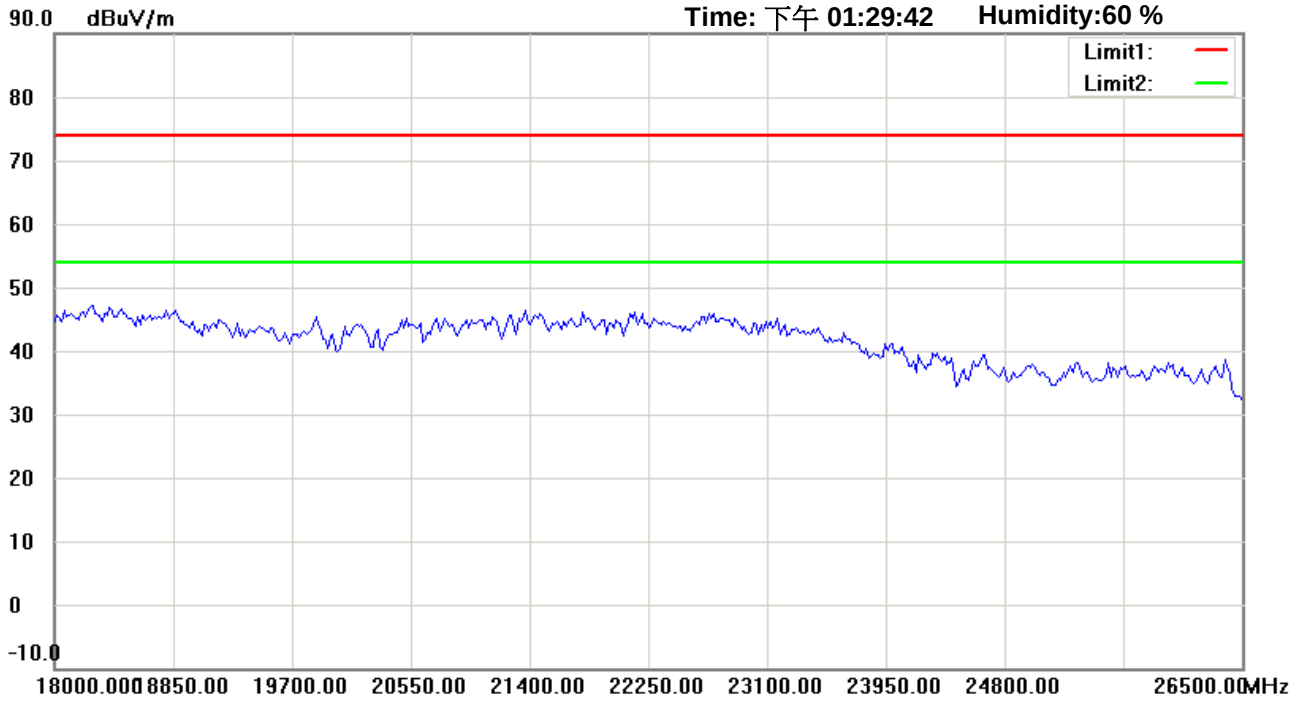

Site : Chamber

Condition : FCC_part 15 RE-Class B_Above 1GHz_PK

Polarization: *Horizontal*

EUT : W6M21610-16337

Power : 5 Vd.c.

M/N:

Distance: 3m

Test Mode : RX 2480MHz

Note :

Mk.	Frequency (MHz)	Reading (dBuV)	Detector	Corr. factor (dB/m)	Result (dBuV/m)	Limit (dBuV/m)	Ant.Pos (cm)	Tab.Pos (deg.)	Margin (dB)	Comment

*:Maximum data x:Over limit !:over margin

Address:6F.,No.58,Ln 188,Ruey Kuang Rd,Neihu,Taipei
Tel:+886-2-6606-8877
Fax:+886-2-6606-8875

Radiated Emission Measurement

Operator: Roy

File :3 | Data :#8 | Date: 2016/10/21 | Time: 下午 01:30:37 | Temperature:24 ℃ | Humidity:60 %

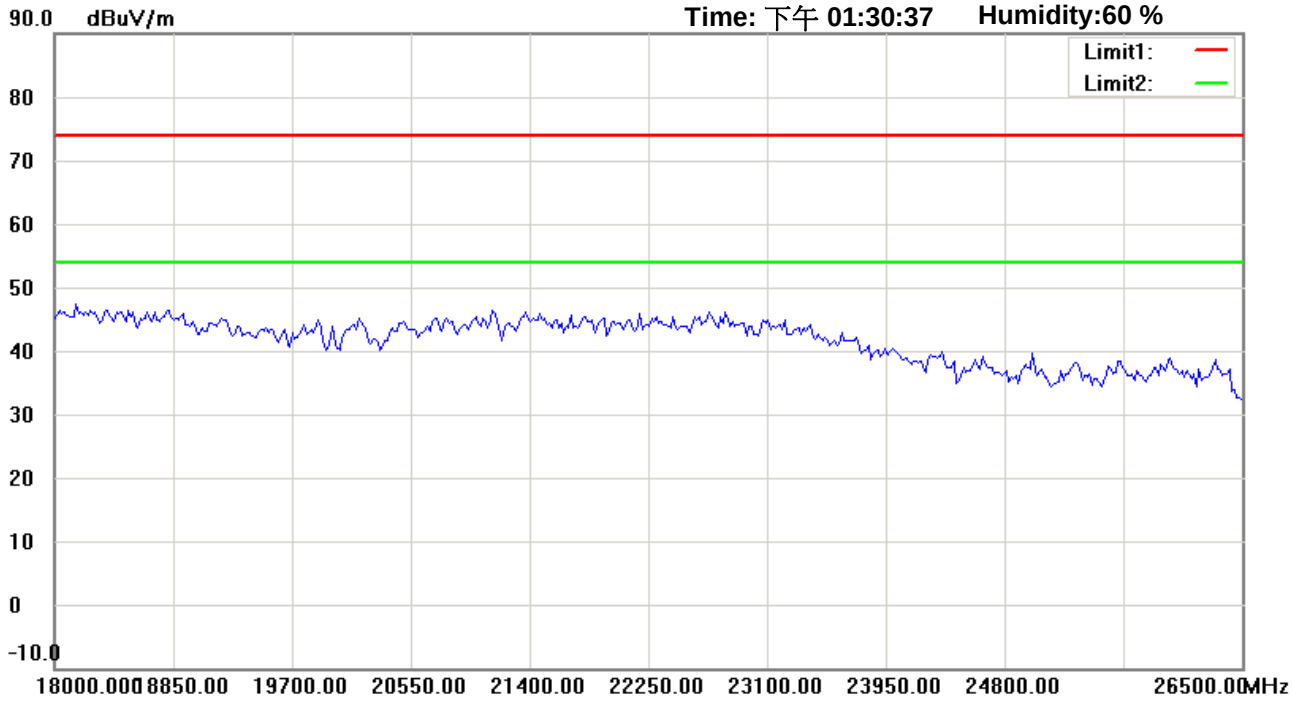

Site : Chamber

Condition : FCC_part 15 RE-Class B_Above 1GHz_PK

Polarization: *Vertical*

EUT : W6M21610-16337

Power : 5 Vd.c.

M/N:

Distance: 3m

Test Mode : RX 2480MHz

Note :

Mk.	Frequency (MHz)	Reading (dBuV)	Detector	Corr. factor (dB/m)	Result (dBuV/m)	Limit (dBuV/m)	Ant.Pos (cm)	Tab.Pos (deg.)	Margin (dB)	Comment

*:Maximum data x:Over limit !:over margin