環隆科技股份有限公司 UNIVERSAL MICROELECTRONICS CO.,LTD.	DOC.NO: S-021491	
	PAGE: 1 OF 9	REV: 000

文件名稱: Johanson Technology 2450AT18D0100 ANTENNA 系列零件規格書

PREPARE 製 訂	CHECK 審 查	APPROVE 核 准	發 行 日 期
楊 文 鎮	蘇 烱 園	蘇 烱 園	111 年 6 月 21 日

DISTRIBUTION 分 發

☐ 6010	☐	☐	☐	☐	☐
☐	☐	☐	☐	☐	☐
☐	☐	☐	☐	禁止使用1級 環境管理物質	
☐	☐	☐	☐		

REVISE RECORD 文 件 修 改 記 錄

REV 版次	ECO NO. 工程變更	REVISE DETAIL 修 改 內 容	DATE 日 期	PREPARE 修改人	CHECK 審 查	APPROVE 核 准

High Frequency Ceramic Solutions

AEC-Q200 Qualification Available

2.45 GHz SMD Antenna, EIA 1206, Detuning resilient, Edge Mount Design **P/N 2450AT18D0100**

Detail Specification: 5/26/2021 Page 1 of 7

Let us help you with the antenna design, optimization, and tuning!

https://www.johansontechnology.com/ask-a-question

General Specifications

Part Number	2450AT18D0100E
Frequency (GHz)	2.4 - 2.5
Peak Gain (dBi)	1.5 typ. (XZ-total)
Average Gain (dBi)	-1.0 typ. (XZ-total)
Radiated Efficiency[1]	72%
Return Loss (dB)	10 min.
Impedance (Ω)	50
Input Power (W)	3 max. (CW)
Operating Temperature	-40 to +125°C
Recommended Storage Conditions and Period for unused Product on T&R	+5 to +35°C Humidity 45 - 75% RH 18 months max.
Reel Quantity (pcs./reel)	3,000

Top



Bottom

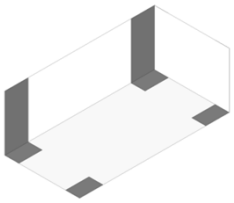

[1]Efficiency measured on Johanson's evaluation board PN 2450AT18D0100-EB1SMA

Part Number Explanation

P/N Suffix	**Packing Style**	Bulk (loose pcs.)	Suffix = S	e.g. 2450AT18D0100S
		T & R	Suffix = E	e.g. 2450AT18D0100E
		100% Tin	Suffix = None	e.g. 2450AT18D0100(E or S)
	Evaluation Board	2450AT18D0100-EB1SMA		

Mechanical Dimensions

	In	mm
L	0.126 ± 0.008	3.20 ± 0.2
W	0.063 ± 0.008	1.60 ± 0.2
T	0.047 ± 0.004	1.20 ± 0.1
a	0.012 +0.004 / -0.008	0.30 +0.1 / -0.2
b	0.020 ± 0.008	0.50 ± 0.2

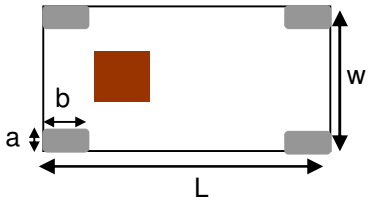

Terminal Configuration

No.	Function 1	Function 2
1	FEED	GND
2	GND	GND
3	GND	GND
4	GND	FEED

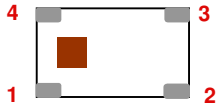

Function 1: Antenna fed from left

Function 2: Antenna fed from right

Johanson Technology, Inc. reserves the right to make design changes without notice.
All sales are subject to Johanson Technology, Inc. terms and conditions.

JOHANSON TECHNOLOGY

https://www.johansontechnology.com

4001 Calle Tecate • Camarillo, CA 93012 • TEL 805.389.1166 FAX 805.389.1821

2021 Johanson Technology, Inc. All Rights Reserved

High Frequency Ceramic Solutions

2.45 GHz SMD Antenna, EIA 1206, Detuning resilient, Edge Mount Design **P/N 2450AT18D0100**

Detail Specification: 5/26/2021 Page 2 of 7

Mounting Considerations 1: Evaluation Board (Standard Layout)

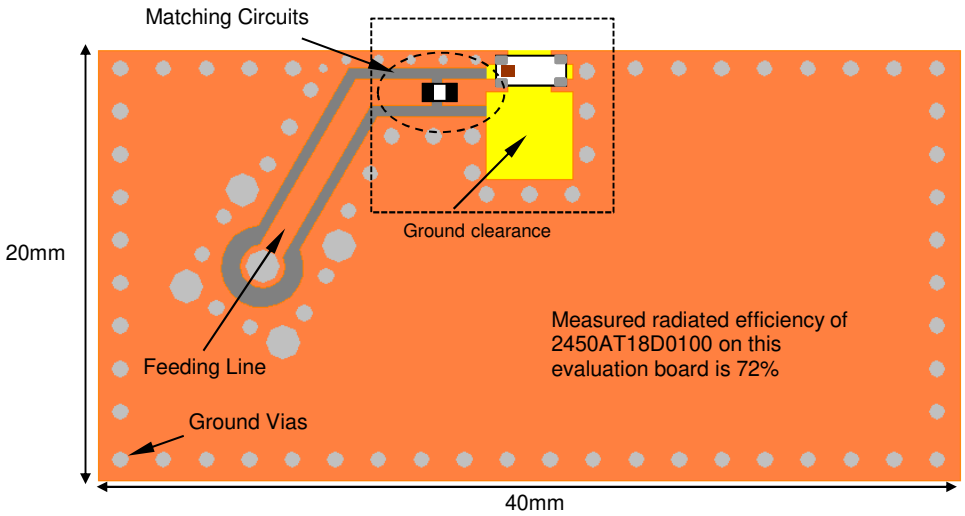

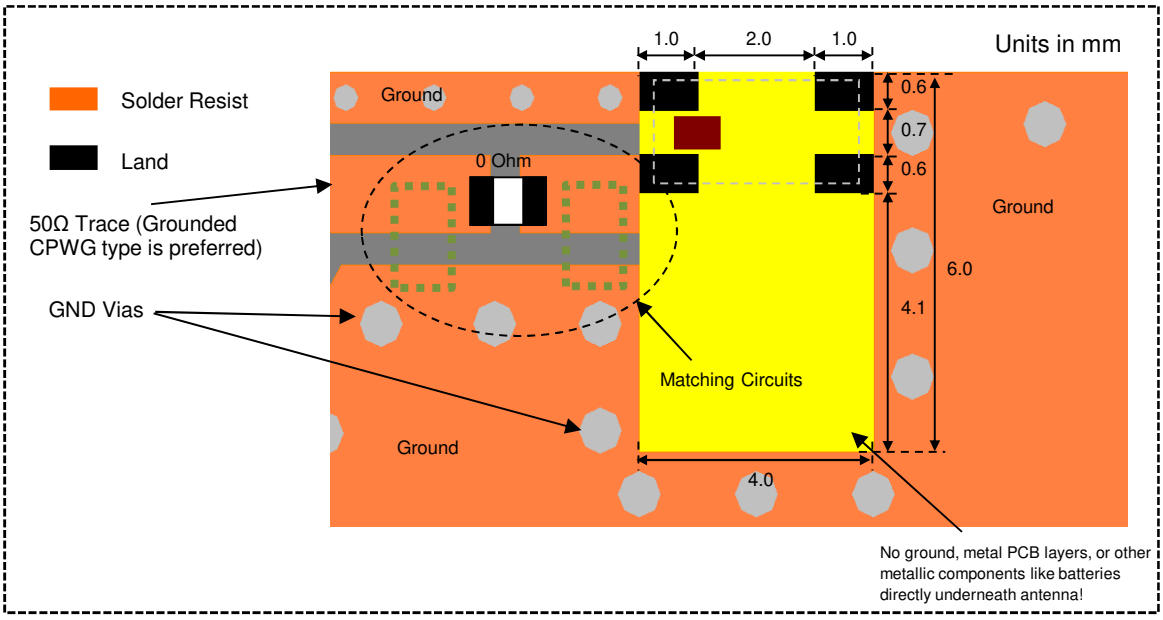

To order a pre-tuned 50Ω EVB with a female SMA connector click here:
https://www.johansontechnology.com/request-a-sample
Reference p/n: 2450AT18D0100-EB1SMA

Johanson Technology, Inc. reserves the right to make design changes without notice.
All sales are subject to Johanson Technology, Inc. terms and conditions.

JOHANSON TECHNOLOGY
https://www.johansontechnology.com
4001 Calle Tecate • Camarillo, CA 93012 • TEL 805.389.1166 FAX 805.389.1821

2021 Johanson Technology, Inc. All Rights Reserved

High Frequency Ceramic Solutions

2.45 GHz SMD Antenna, EIA 1206, Detuning resilient, Edge Mount Design **P/N 2450AT18D0100**

Detail Specification: 5/26/2021 Page 3 of 7

Mounting Considerations 1: Electrical Performance @25°C

Measured Return Loss

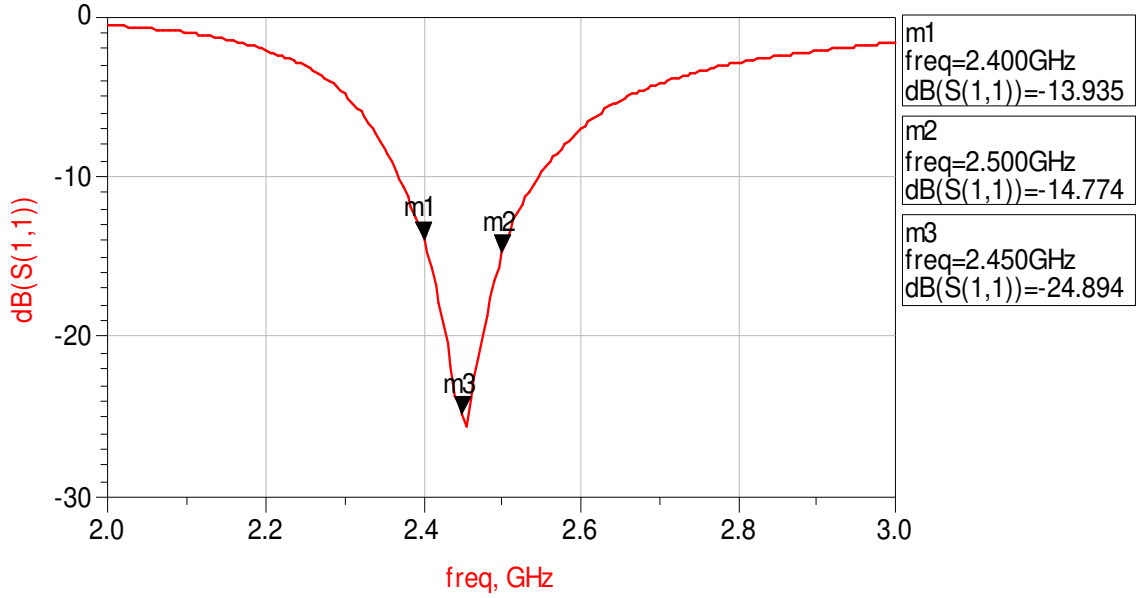

Would you like the antenna layout? Have antenna tuning issues?
Please contact us if you have any questions regarding the implementation of this antenna in your PCB's layout. We'll be happy to guide you to maximize the antenna's performance.
Contact our applications engineers at:
https://www.johansontechnology.com/ask-a-question

Johanson Technology, Inc. reserves the right to make design changes without notice.
All sales are subject to Johanson Technology, Inc. terms and conditions.

JOHANSON TECHNOLOGY
https://www.johansontechnology.com
4001 Calle Tecate • Camarillo, CA 93012 • TEL 805.389.1166 FAX 805.389.1821

2021 Johanson Technology, Inc. All Rights Reserved

High Frequency Ceramic Solutions

2.45 GHz SMD Antenna, EIA 1206, Detuning resilient, Edge Mount Design **P/N 2450AT18D0100**

Detail Specification: 5/26/2021 Page 4 of 7

Mounting Considerations 1: Typical 2D radiation patterns @ 2.44GHz

YZ-plane

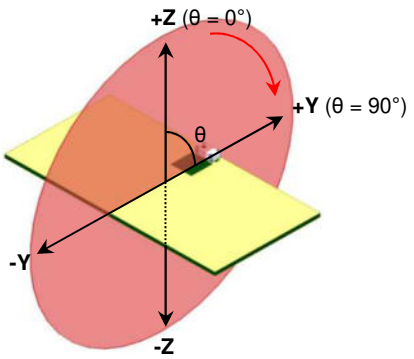

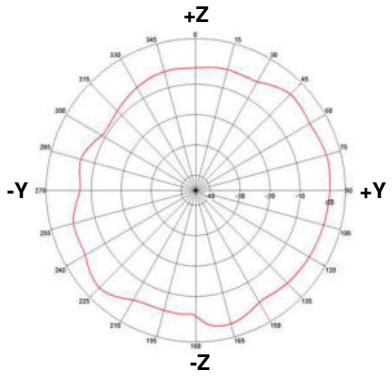

XZ-plane

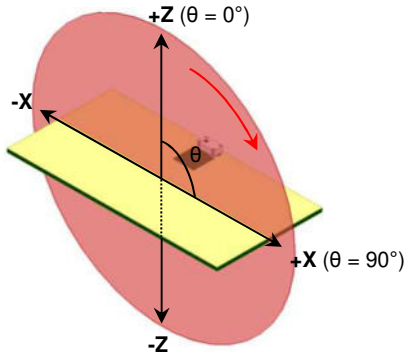

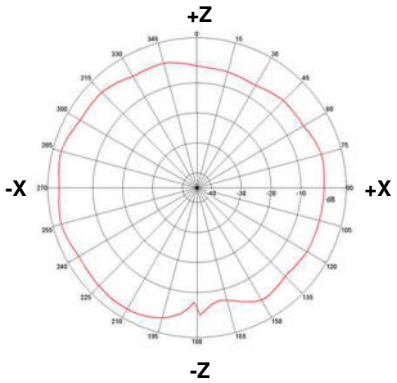

XY-plane

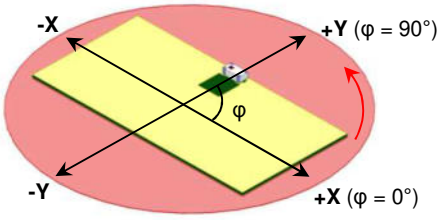

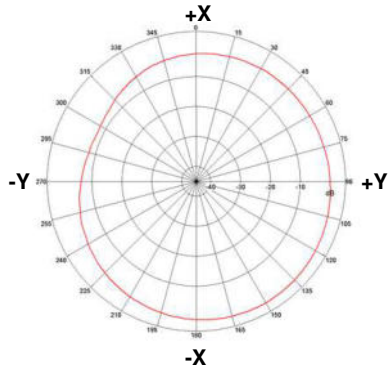

Johanson Technology, Inc. reserves the right to make design changes without notice.
All sales are subject to Johanson Technology, Inc. terms and conditions.

JOHANSON TECHNOLOGY
https://www.johansontechnology.com
4001 Calle Tecate • Camarillo, CA 93012 • TEL 805.389.1166 FAX 805.389.1821

2021 Johanson Technology, Inc. All Rights Reserved

High Frequency Ceramic Solutions

2.45 GHz SMD Antenna, EIA 1206, Detuning resilient, Edge Mount Design **P/N 2450AT18D0100**

Detail Specification: 5/26/2021 Page 5 of 7

Mounting Considerations 2: Small Clearance or "Thin edge" Applications*

Frequency (GHz)	Peak Gain (dBi)	Average Gain (dBi)	Radiated Efficiency (%)
2.45	0.3 (XZ-plane)	-3.6 (XZ-plane)	66

Solder Resist

Land

Units in mm

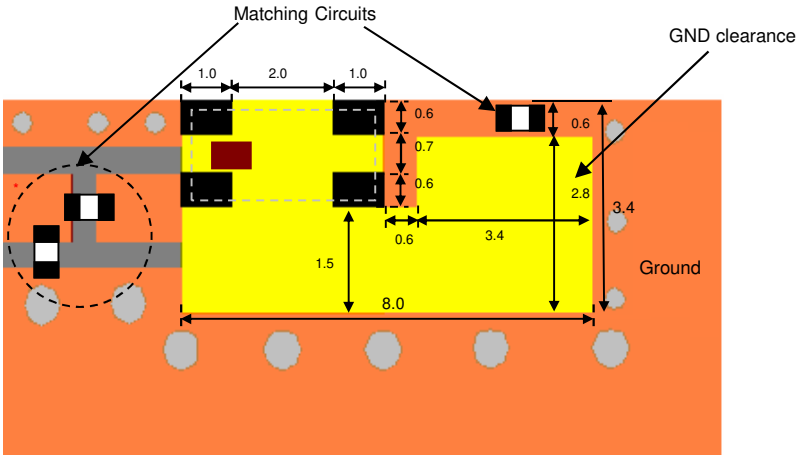

*Evaluation board not available

Want the layout file of this example? Send us a message at:
https://www.johansontechnology.com/ask-a-question

Mounting Considerations 3: "Thind edge" application on circular PCB

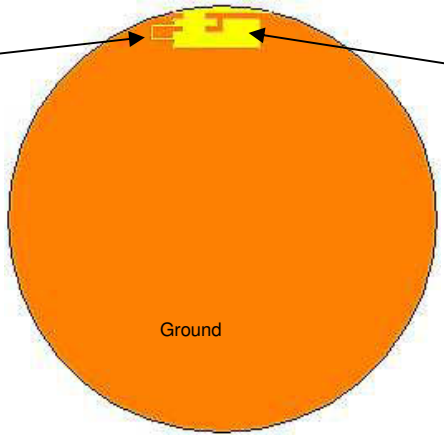

*Evaluation board not available

Want the layout file of this example? Send us a message at:
https://www.johansontechnology.com/ask-a-question

Johanson Technology, Inc. reserves the right to make design changes without notice.
All sales are subject to Johanson Technology, Inc. terms and conditions.

JOHANSON TECHNOLOGY
https://www.johansontechnology.com
4001 Calle Tecate • Camarillo, CA 93012 • TEL 805.389.1166 FAX 805.389.1821

2021 Johanson Technology, Inc. All Rights Reserved

High Frequency Ceramic Solutions

2.45 GHz SMD Antenna, EIA 1206, Detuning resilient, Edge Mount Design **P/N 2450AT18D0100**

Detail Specification: 5/26/2021 Page 6 of 7

Mounting Considerations 4: Fed from Right Side*

(Feeding the antenna from the right will have no impact on antenna performance)

Solder Resist

Land

Units in mm

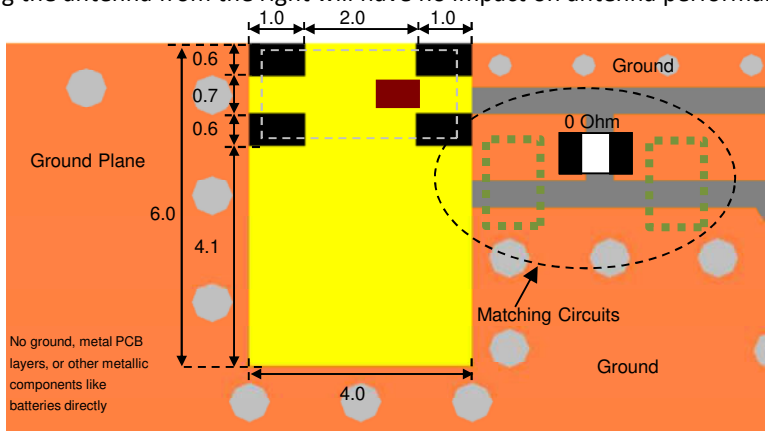

*Evaluation board not available

Would you like the layout file of the above? Have antenna tuning issues?
Please contact us if you have any questions regarding the implementation of this antenna in your PCB's layout. We'll be happy to guide you to maximize the antenna's performance.
Contact our applications engineers at:
https://www.johansontechnology.com/ask-a-question

Johanson Technology, Inc. reserves the right to make design changes without notice.
All sales are subject to Johanson Technology, Inc. terms and conditions.

JOHANSON TECHNOLOGY
https://www.johansontechnology.com
4001 Calle Tecate • Camarillo, CA 93012 • TEL 805.389.1166 FAX 805.389.1821

2021 Johanson Technology, Inc. All Rights Reserved

High Frequency Ceramic Solutions

2.45 GHz SMD Antenna, EIA 1206, Detuning resilient, Edge Mount Design **P/N 2450AT18D0100**

Detail Specification: 5/26/2021 Page 7 of 7

Antenna tuning, optimization, and validation services:

https://www.johansontechnology.com/ipc-antenna-services

For more antennas and to download measured S-parameters, go to:

https://www.johansontechnology.com/antennas

Soldering Information

https://www.johansontechnology.com/ipcsoldering-profile

MSL Info

https://www.johansontechnology.com/msl-rating

Packaging Information

https://www.johansontechnology.com/tape-reel-packaging

For layout review contact our applications team at:

https://www.johansontechnology.com/ask-a-question

RoHS Compliance

https://www.johansontechnology.com/rohs-compliance

Recommended Storage Condition and Max Shelf Life

https://www.johansontechnology.com/recommended-storage-conditions

Johanson Technology, Inc. reserves the right to make design changes without notice.
All sales are subject to Johanson Technology, Inc. terms and conditions.

https://www.johansontechnology.com
4001 Calle Tecate • Camarillo, CA 93012 • TEL 805.389.1166 FAX 805.389.1821

2021 Johanson Technology, Inc. All Rights Reserved

Mouser Electronics

Authorized Distributor

Click to View Pricing, Inventory, Delivery & Lifecycle Information:

Johanson:
2450AT18D0100E 2450AT18D0100E-AEC