Band-edge for RF Conducted Emissions

Result Table

Mode	Channel	Carrier Power[dBm]	Max.Spurious Level [dBm]	Limit [dBm]	Verdict
11B	LCH	-2.891	-41.791	-32.89	PASS
11B	HCH	-4.166	-41.735	-34.17	PASS
11G	LCH	-4.198	-40.687	-34.197	PASS
11G	HCH	-7.315	-41.674	-37.315	PASS
11N20SISO	LCH	-6.081	-41.205	-36.081	PASS
11N20SISO	HCH	-8.742	-41.472	-38.742	PASS

Test Graph

Graphs			
11B/LCH		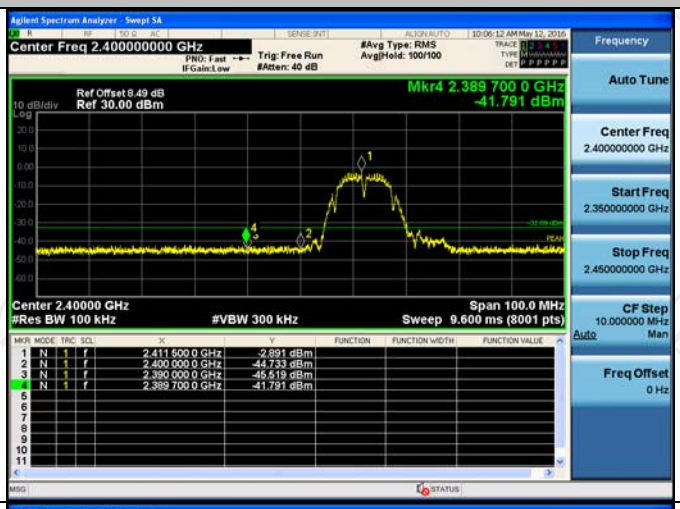	
11B/HCH		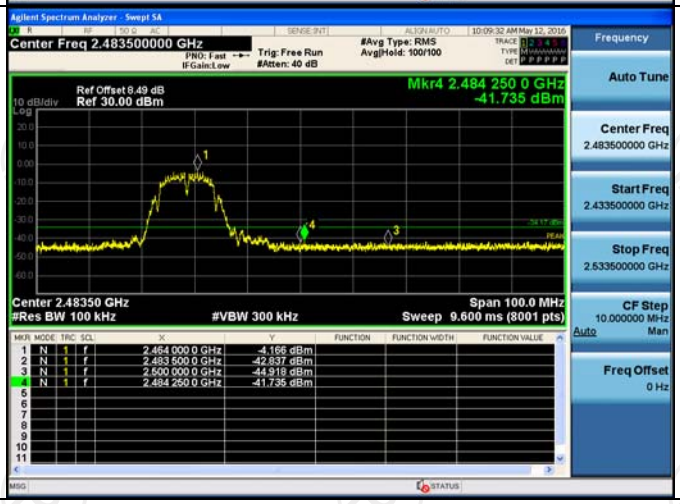	

11G/LCH		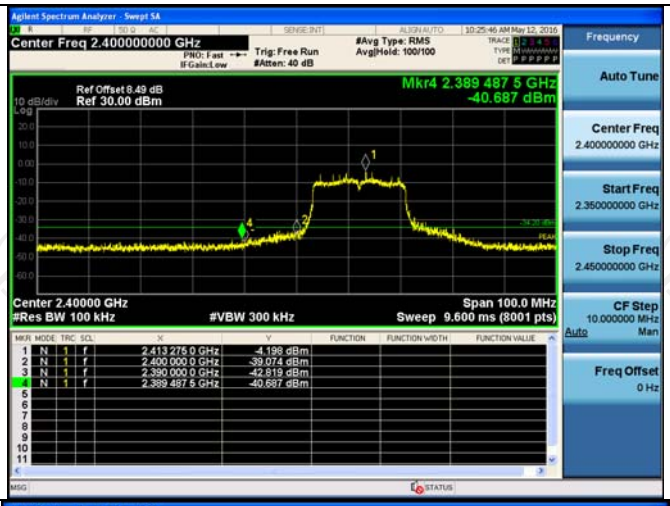	
11G/HCH			
11N20SISO/LCH		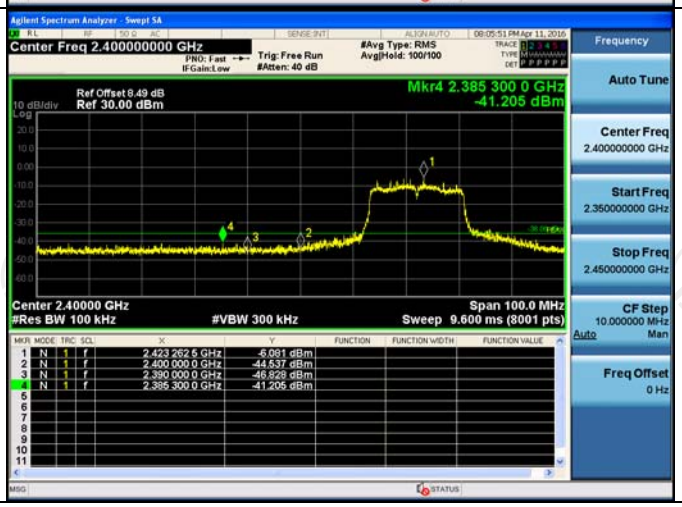	

11N20SISO/HCH		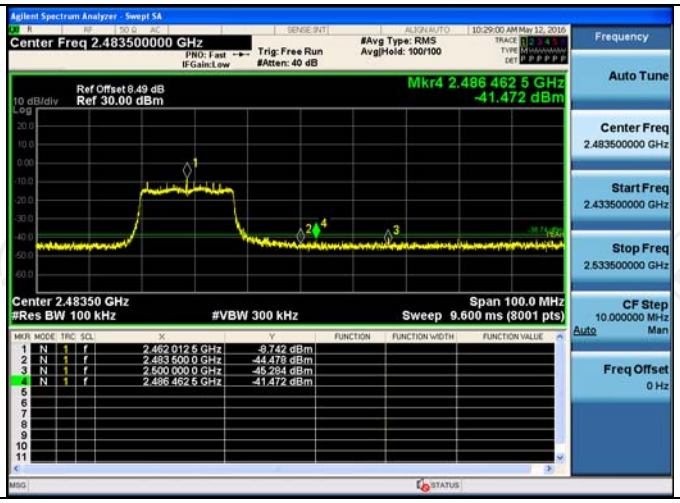	

RF Conducted Spurious Emissions

Result Table

Mode	Channel	Pref [dBm]	Puw[dBm]	Verdict
11B	LCH	3.278	<Limit	PASS
11B	MCH	-4.04	<Limit	PASS
11B	HCH	2.703	<Limit	PASS
11G	LCH	-4.361	<Limit	PASS
11G	MCH	-5.593	<Limit	PASS
11G	HCH	-4.728	<Limit	PASS
11N20SISO	LCH	-5.926	<Limit	PASS
11N20SISO	MCH	-6.956	<Limit	PASS
11N20SISO	HCH	-5.627	<Limit	PASS

Test Graph

11B_LCH_Graphs			
Pref/11B/LCH			
Puw/11B/LCH		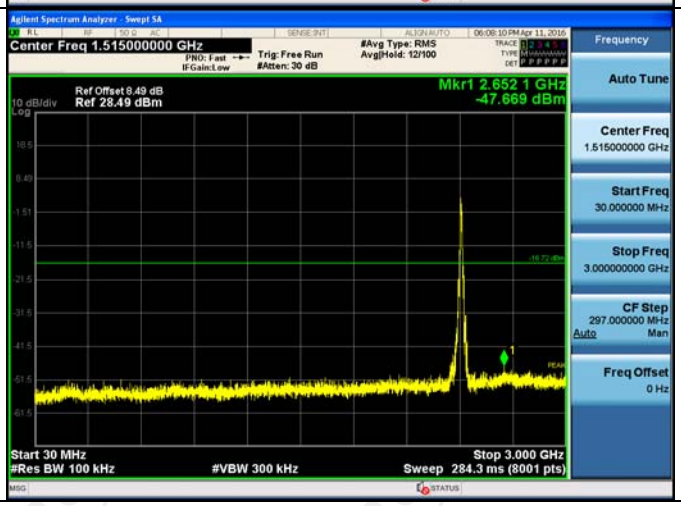	

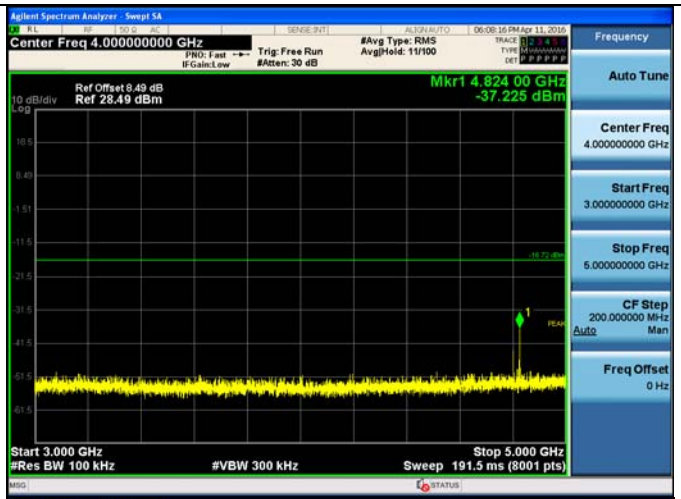
Agilent Spectrum Analyzer - Swept SA
Center Freq 4.000000000 GHz
Trig: Free Run
#Atten: 30 dB
#Avg Type: RMS
Avg|Hold: 11/100
Ref Offset 8.49 dB
10 dB/div Ref 28.49 dBm
Mkr1 4.824 00 GHz
-37.225 dBm
Start 3.000 GHz
#Res BW 100 kHz
#VBW 300 kHz
Stop 5.000 GHz
Sweep 191.5 ms (8001 pts)
Frequency
Auto Tune
Center Freq 4.000000000 GHz
Start Freq 3.000000000 GHz
Stop Freq 5.000000000 GHz
CF Step 200.000000 MHz
Auto Man
Freq Offset 0 Hz

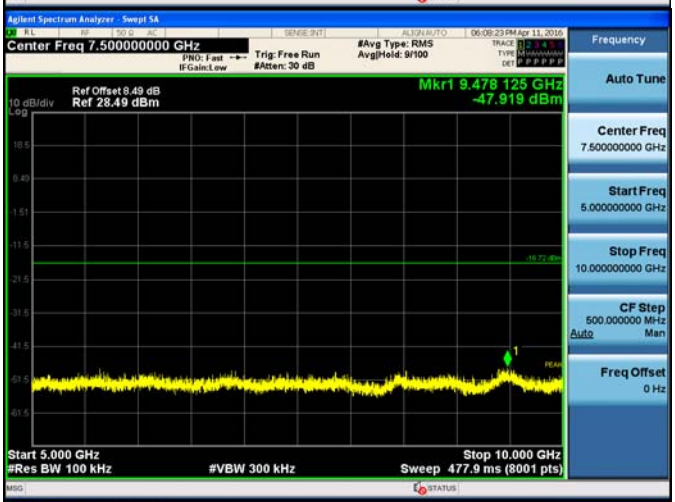
Agilent Spectrum Analyzer - Swept SA
Center Freq 7.500000000 GHz
Trig: Free Run
#Atten: 30 dB
#Avg Type: RMS
Avg|Hold: 9/100
Ref Offset 8.49 dB
10 dB/div Ref 28.49 dBm
Mkr1 9.478 125 GHz
-47.919 dBm
Start 5.000 GHz
#Res BW 100 kHz
#VBW 300 kHz
Stop 10.000 GHz
Sweep 477.9 ms (8001 pts)
Frequency
Auto Tune
Center Freq 7.500000000 GHz
Start Freq 5.000000000 GHz
Stop Freq 10.000000000 GHz
CF Step 500.000000 MHz
Auto Man
Freq Offset 0 Hz

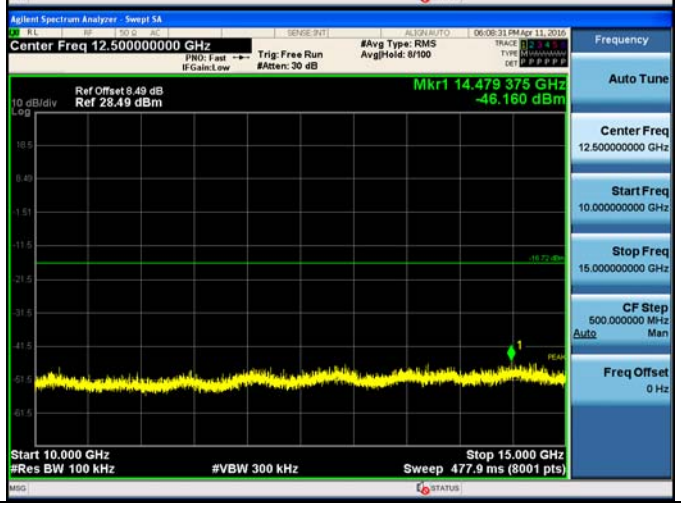
Agilent Spectrum Analyzer - Swept SA
Center Freq 12.500000000 GHz
Trig: Free Run
#Atten: 30 dB
#Avg Type: RMS
Avg|Hold: 8/100
Ref Offset 8.49 dB
10 dB/div Ref 28.49 dBm
Mkr1 14.479 375 GHz
-46.160 dBm
Start 10.000 GHz
#Res BW 100 kHz
#VBW 300 kHz
Stop 15.000 GHz
Sweep 477.9 ms (8001 pts)
Frequency
Auto Tune
Center Freq 12.500000000 GHz
Start Freq 10.000000000 GHz
Stop Freq 15.000000000 GHz
CF Step 500.000000 MHz
Auto Man
Freq Offset 0 Hz

11B_MCH_Graphs		
Pref/11B/MCH		
Puw/11B/MCH		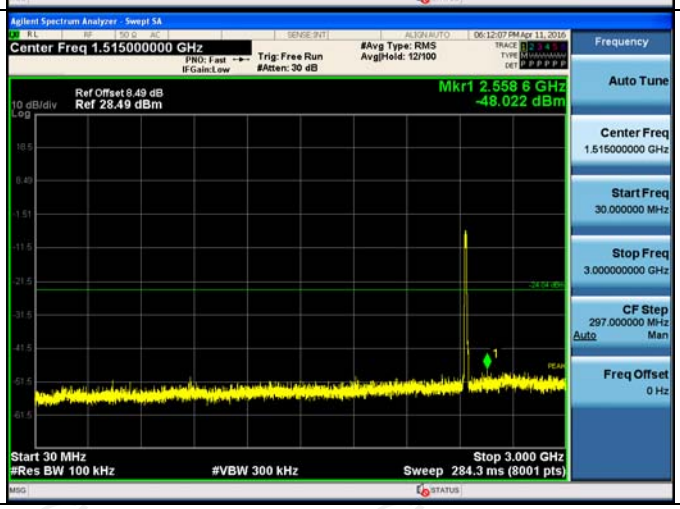

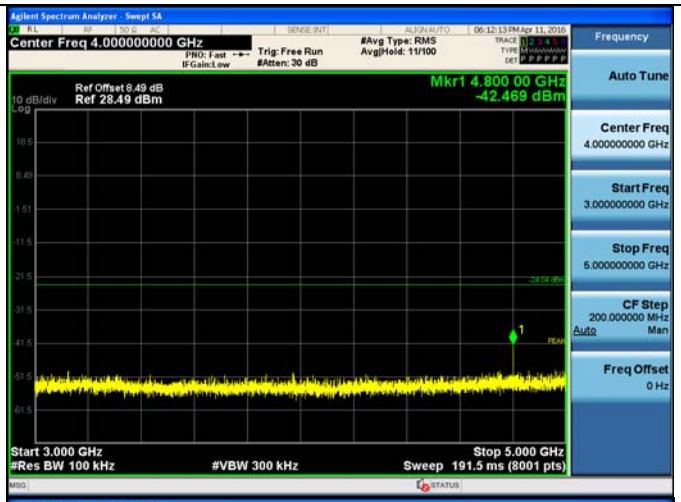
Agilent Spectrum Analyzer - Swept SA
Center Freq 4.000000000 GHz
PNO: Fast
IFGain:Low
Trig: Free Run
#Atten: 30 dB
#Avg Type: RMS
Avg|Hold: 11/100
06:12:13 PM Apr 11, 2016
Frequency
Auto Tune
Ref Offset 8.49 dB
10 dB/div
Ref 28.49 dBm
Mkr1 4.800 00 GHz
-42.469 dBm
Center Freq
4.000000000 GHz
Start Freq
3.000000000 GHz
Stop Freq
5.000000000 GHz
CF Step
200.000000 MHz
Auto
Man
Freq Offset
0 Hz
Start 3.000 GHz
#Res BW 100 kHz
#VBW 300 kHz
Stop 5.000 GHz
Sweep 191.5 ms (8001 pts)

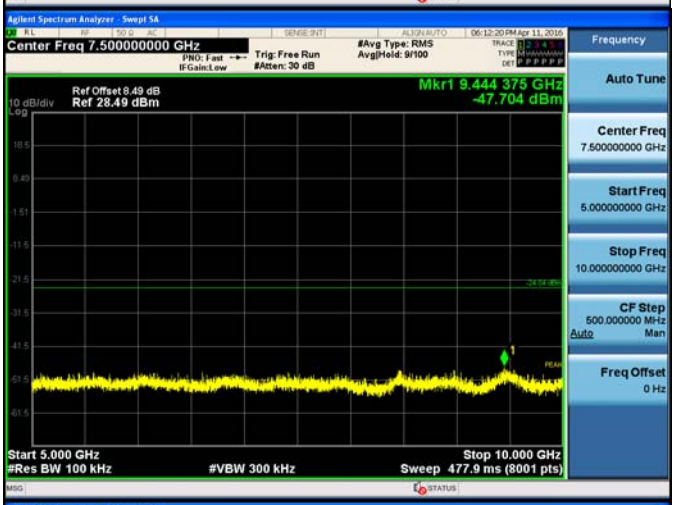
Agilent Spectrum Analyzer - Swept SA
Center Freq 7.500000000 GHz
PNO: Fast
IFGain:Low
Trig: Free Run
#Atten: 30 dB
#Avg Type: RMS
Avg|Hold: 9/100
06:12:20 PM Apr 11, 2016
Frequency
Auto Tune
Ref Offset 8.49 dB
10 dB/div
Ref 28.49 dBm
Mkr1 9.444 375 GHz
-47.704 dBm
Center Freq
7.500000000 GHz
Start Freq
5.000000000 GHz
Stop Freq
10.000000000 GHz
CF Step
500.000000 MHz
Auto
Man
Freq Offset
0 Hz
Start 5.000 GHz
#Res BW 100 kHz
#VBW 300 kHz
Stop 10.000 GHz
Sweep 477.9 ms (8001 pts)

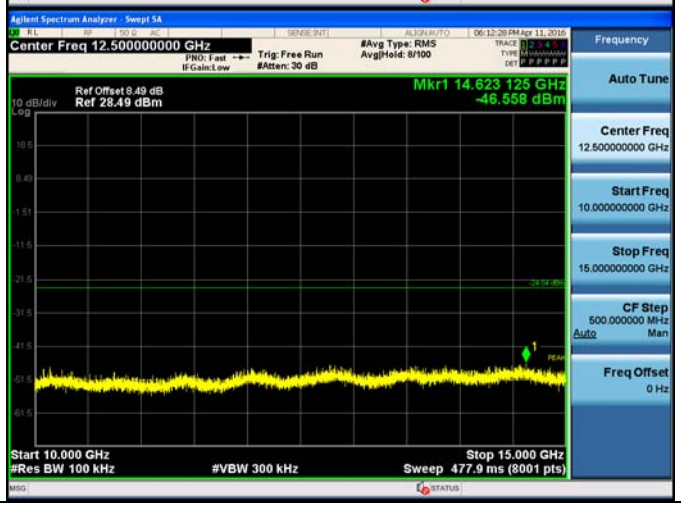
Agilent Spectrum Analyzer - Swept SA
Center Freq 12.500000000 GHz
PNO: Fast
IFGain:Low
Trig: Free Run
#Atten: 30 dB
#Avg Type: RMS
Avg|Hold: 8/100
06:12:28 PM Apr 11, 2016
Frequency
Auto Tune
Ref Offset 8.49 dB
10 dB/div
Ref 28.49 dBm
Mkr1 14.623 125 GHz
-46.558 dBm
Center Freq
12.500000000 GHz
Start Freq
10.000000000 GHz
Stop Freq
15.000000000 GHz
CF Step
500.000000 MHz
Auto
Man
Freq Offset
0 Hz
Start 10.000 GHz
#Res BW 100 kHz
#VBW 300 kHz
Stop 15.000 GHz
Sweep 477.9 ms (8001 pts)

11B_HCH_Graphs		
Pref/11B/HCH		
Puw/11B/HCH		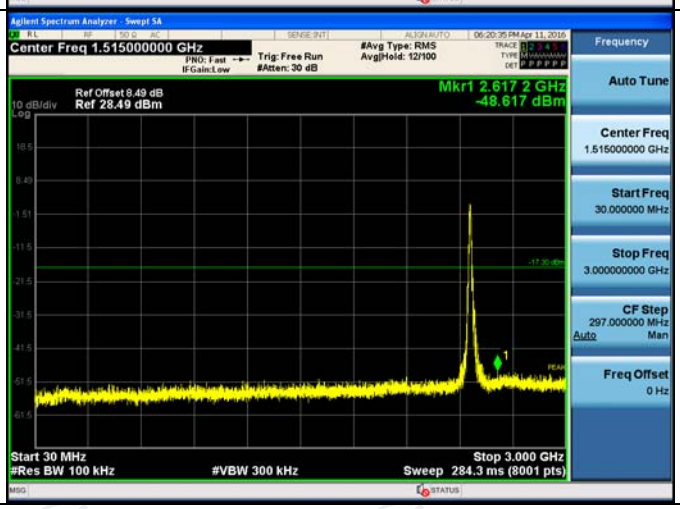

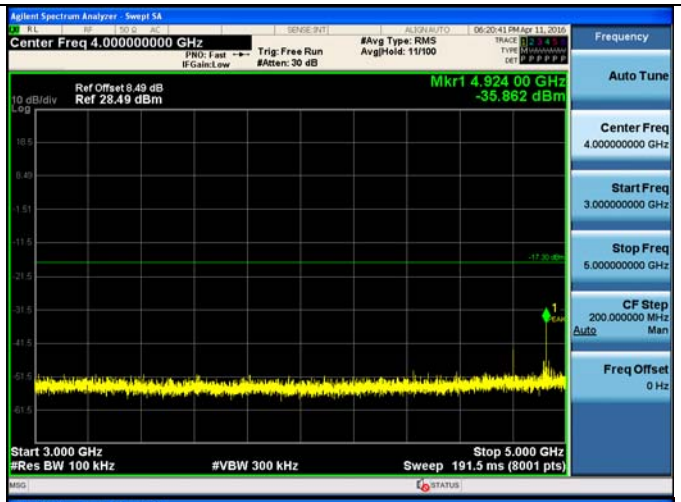
Agilent Spectrum Analyzer - Swept SA
Center Freq 4.000000000 GHz
Trig: Free Run
#Atten: 30 dB
#Avg Type: RMS
Avg|Hold: 11/100
Ref Offset 8.49 dB
10 dB/div Ref 28.49 dBm
Mkr1 4.924 00 GHz
-35.862 dBm
Start 3.000 GHz
#Res BW 100 kHz
#VBW 300 kHz
Stop 5.000 GHz
Sweep 191.5 ms (8001 pts)
Frequency
Auto Tune
Center Freq 4.000000000 GHz
Start Freq 3.000000000 GHz
Stop Freq 5.000000000 GHz
CF Step 200.000000 MHz
Auto Man
Freq Offset 0 Hz

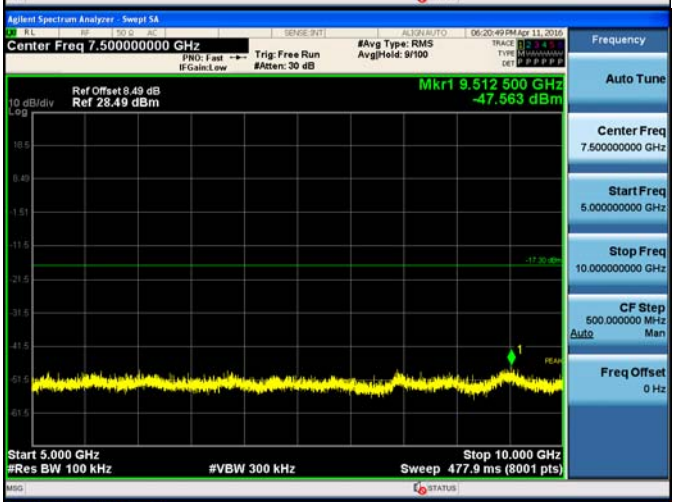
Agilent Spectrum Analyzer - Swept SA
Center Freq 7.500000000 GHz
Trig: Free Run
#Atten: 30 dB
#Avg Type: RMS
Avg|Hold: 9/100
Ref Offset 8.49 dB
10 dB/div Ref 28.49 dBm
Mkr1 9.512 500 GHz
-47.563 dBm
Start 5.000 GHz
#Res BW 100 kHz
#VBW 300 kHz
Stop 10.000 GHz
Sweep 477.9 ms (8001 pts)
Frequency
Auto Tune
Center Freq 7.500000000 GHz
Start Freq 5.000000000 GHz
Stop Freq 10.000000000 GHz
CF Step 500.000000 MHz
Auto Man
Freq Offset 0 Hz

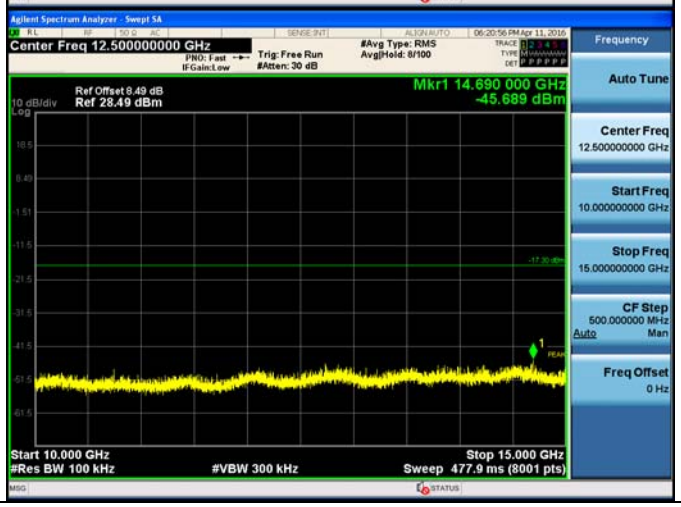
Agilent Spectrum Analyzer - Swept SA
Center Freq 12.500000000 GHz
Trig: Free Run
#Atten: 30 dB
#Avg Type: RMS
Avg|Hold: 8/100
Ref Offset 8.49 dB
10 dB/div Ref 28.49 dBm
Mkr1 14.690 000 GHz
-45.689 dBm
Start 10.000 GHz
#Res BW 100 kHz
#VBW 300 kHz
Stop 15.000 GHz
Sweep 477.9 ms (8001 pts)
Frequency
Auto Tune
Center Freq 12.500000000 GHz
Start Freq 10.000000000 GHz
Stop Freq 15.000000000 GHz
CF Step 500.000000 MHz
Auto Man
Freq Offset 0 Hz

11G_LCH_Graphs			
Pref/11G/LCH		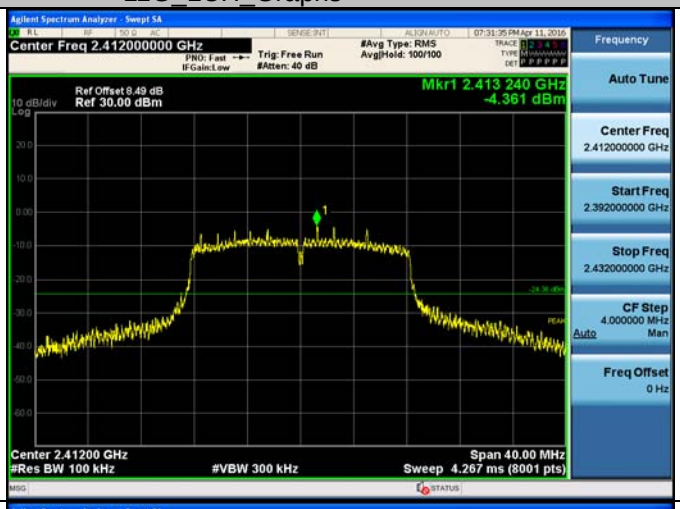	
Puw/11G/LCH		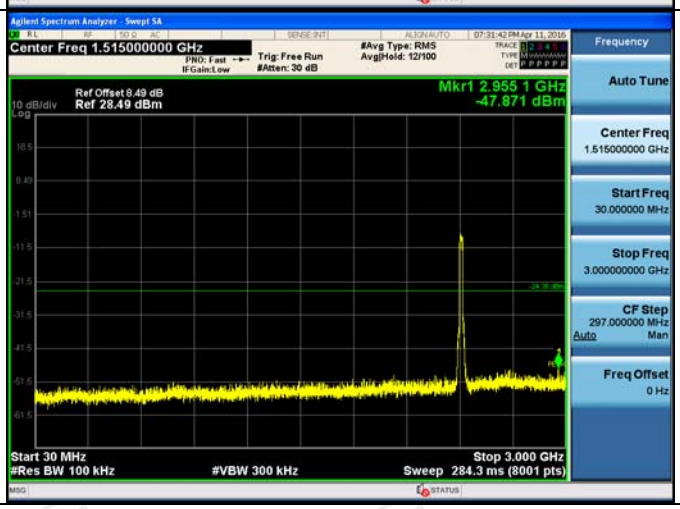	

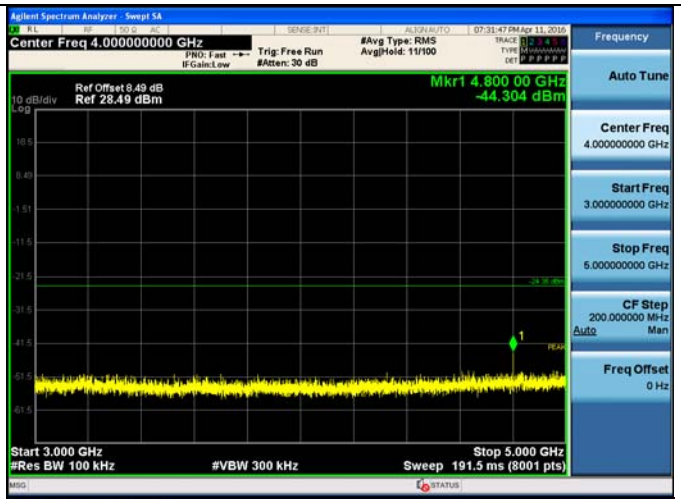
Agilent Spectrum Analyzer - Swept SA
Center Freq 4.000000000 GHz
Trig: Free Run
#Atten: 30 dB
#Avg Type: RMS
Avg|Hold: 11/100
07:31:47 PM Apr 11, 2016
Ref Offset 8.49 dB
10 dB/div Ref 28.49 dBm
Mkr1 4.800 00 GHz
-44.304 dBm
Start 3.000 GHz
#Res BW 100 kHz
#VBW 300 kHz
Stop 5.000 GHz
Sweep 191.5 ms (8001 pts)
Frequency
Auto Tune
Center Freq 4.000000000 GHz
Start Freq 3.000000000 GHz
Stop Freq 5.000000000 GHz
CF Step 200.000000 MHz
Auto Man
Freq Offset 0 Hz

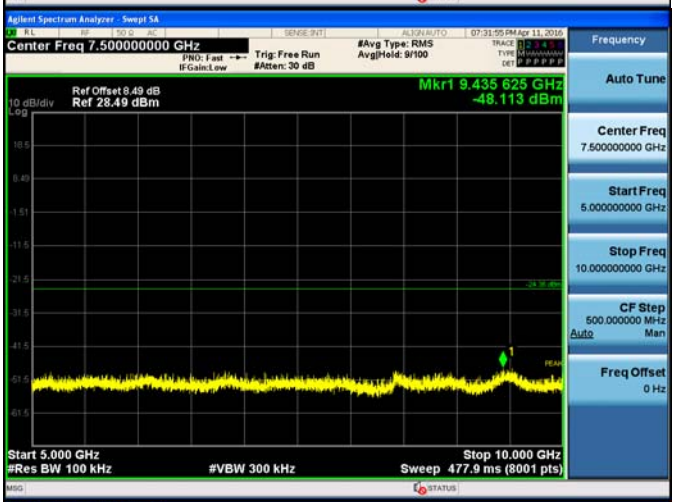
Agilent Spectrum Analyzer - Swept SA
Center Freq 7.500000000 GHz
Trig: Free Run
#Atten: 30 dB
#Avg Type: RMS
Avg|Hold: 9/100
07:31:55 PM Apr 11, 2016
Ref Offset 8.49 dB
10 dB/div Ref 28.49 dBm
Mkr1 9.435 625 GHz
-48.113 dBm
Start 5.000 GHz
#Res BW 100 kHz
#VBW 300 kHz
Stop 10.000 GHz
Sweep 477.9 ms (8001 pts)
Frequency
Auto Tune
Center Freq 7.500000000 GHz
Start Freq 5.000000000 GHz
Stop Freq 10.000000000 GHz
CF Step 500.000000 MHz
Auto Man
Freq Offset 0 Hz

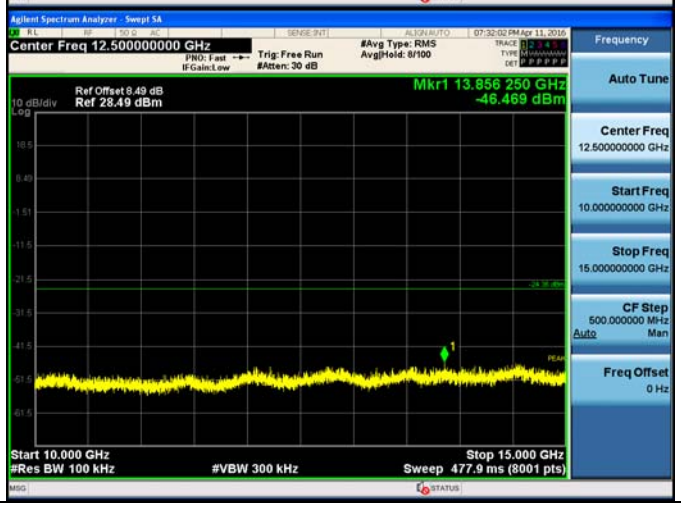
Agilent Spectrum Analyzer - Swept SA
Center Freq 12.500000000 GHz
Trig: Free Run
#Atten: 30 dB
#Avg Type: RMS
Avg|Hold: 8/100
07:32:02 PM Apr 11, 2016
Ref Offset 8.49 dB
10 dB/div Ref 28.49 dBm
Mkr1 13.856 250 GHz
-46.469 dBm
Start 10.000 GHz
#Res BW 100 kHz
#VBW 300 kHz
Stop 15.000 GHz
Sweep 477.9 ms (8001 pts)
Frequency
Auto Tune
Center Freq 12.500000000 GHz
Start Freq 10.000000000 GHz
Stop Freq 15.000000000 GHz
CF Step 500.000000 MHz
Auto Man
Freq Offset 0 Hz

11G_MCH_Graphs			
Pref/11G/MCH		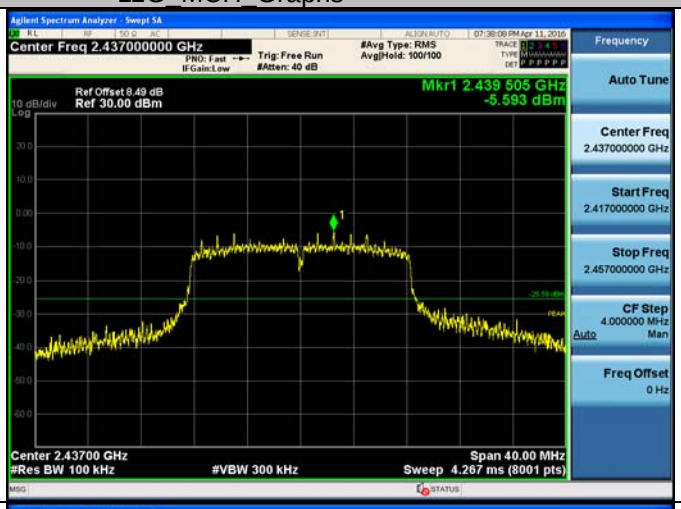	
Puw/11G/MCH		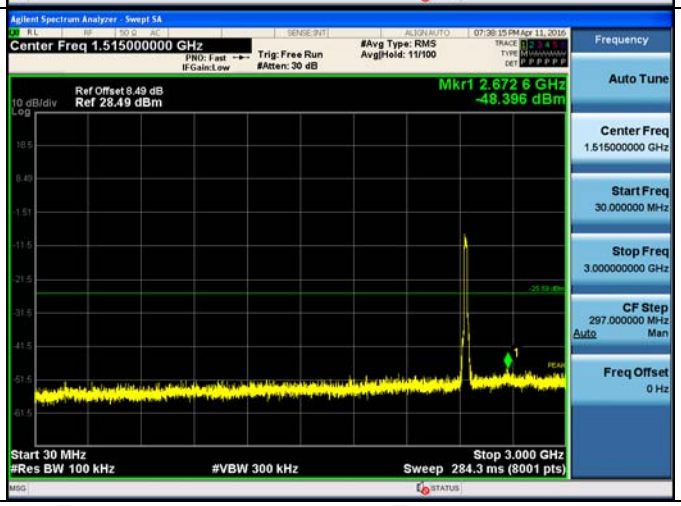	

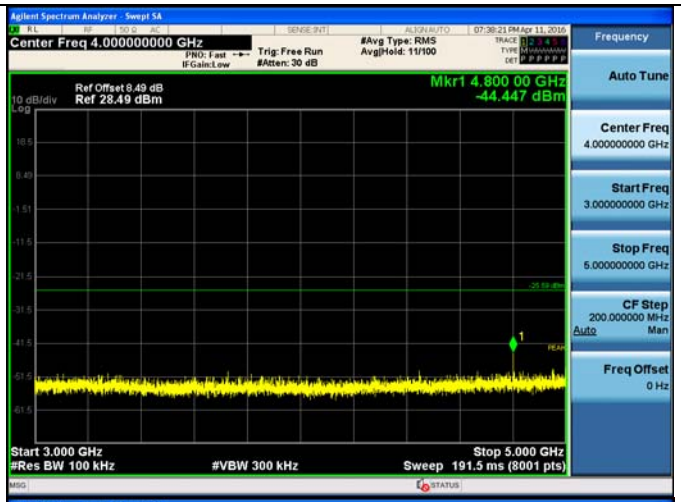
Agilent Spectrum Analyzer - Swept SA
Center Freq 4.000000000 GHz
Trig: Free Run
#Atten: 30 dB
#Avg Type: RMS
Avg|Hold: 11/100
Ref Offset 8.49 dB
10 dB/div Ref 28.49 dBm
Mkr1 4.800 00 GHz
-44.447 dBm
Start 3.000 GHz
#Res BW 100 kHz
#VBW 300 kHz
Stop 5.000 GHz
Sweep 191.5 ms (8001 pts)
Frequency
Auto Tune
Center Freq 4.000000000 GHz
Start Freq 3.000000000 GHz
Stop Freq 5.000000000 GHz
CF Step 200.000000 MHz
Auto Man
Freq Offset 0 Hz

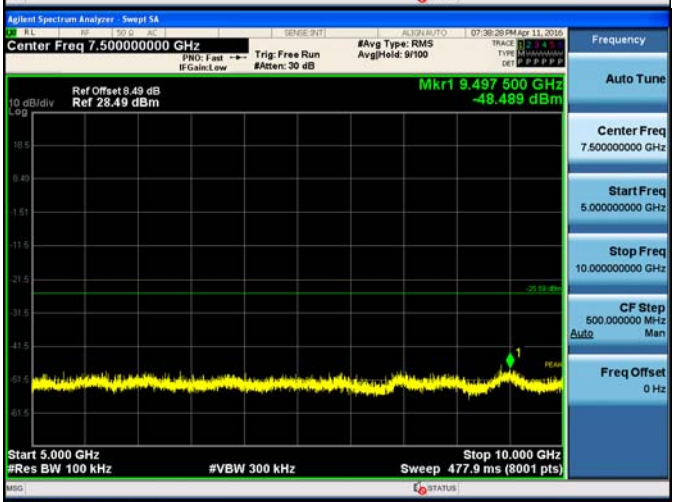
Agilent Spectrum Analyzer - Swept SA
Center Freq 7.500000000 GHz
Trig: Free Run
#Atten: 30 dB
#Avg Type: RMS
Avg|Hold: 9/100
Ref Offset 8.49 dB
10 dB/div Ref 28.49 dBm
Mkr1 9.497 500 GHz
-48.489 dBm
Start 5.000 GHz
#Res BW 100 kHz
#VBW 300 kHz
Stop 10.000 GHz
Sweep 477.9 ms (8001 pts)
Frequency
Auto Tune
Center Freq 7.500000000 GHz
Start Freq 5.000000000 GHz
Stop Freq 10.000000000 GHz
CF Step 500.000000 MHz
Auto Man
Freq Offset 0 Hz

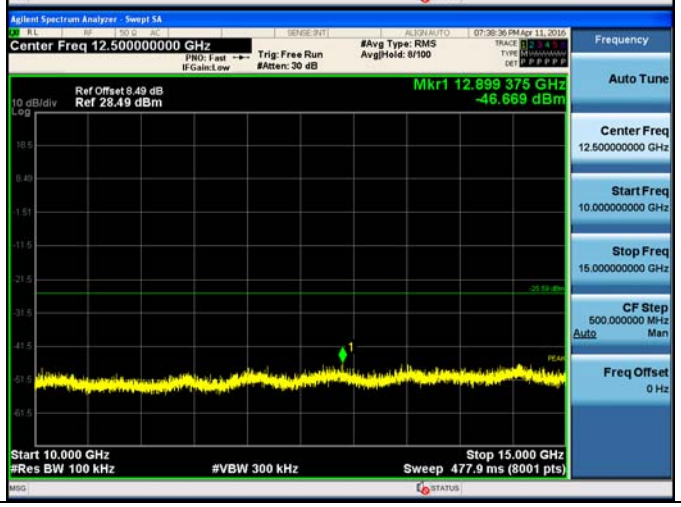
Agilent Spectrum Analyzer - Swept SA
Center Freq 12.500000000 GHz
Trig: Free Run
#Atten: 30 dB
#Avg Type: RMS
Avg|Hold: 8/100
Ref Offset 8.49 dB
10 dB/div Ref 28.49 dBm
Mkr1 12.899 375 GHz
-46.669 dBm
Start 10.000 GHz
#Res BW 100 kHz
#VBW 300 kHz
Stop 15.000 GHz
Sweep 477.9 ms (8001 pts)
Frequency
Auto Tune
Center Freq 12.500000000 GHz
Start Freq 10.000000000 GHz
Stop Freq 15.000000000 GHz
CF Step 500.000000 MHz
Auto Man
Freq Offset 0 Hz

11G_HCH_Graphs			
Pref/11G/HCH		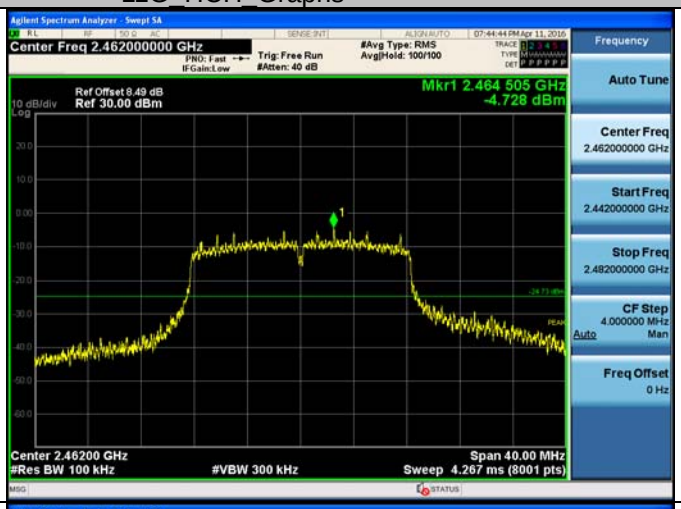	
Puw/11G/HCH		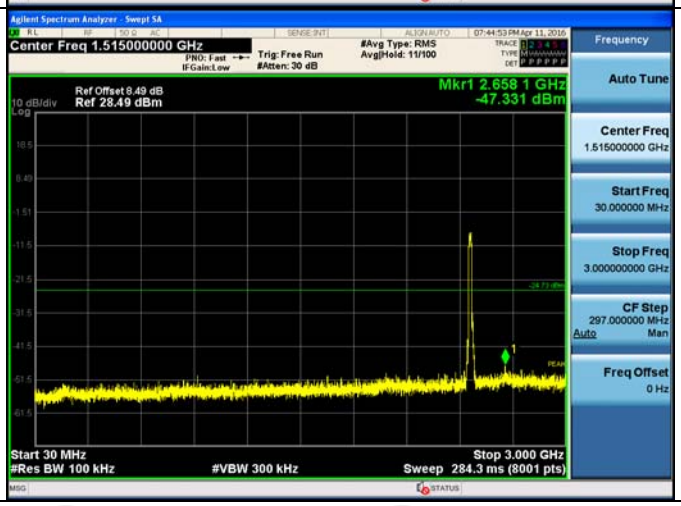	

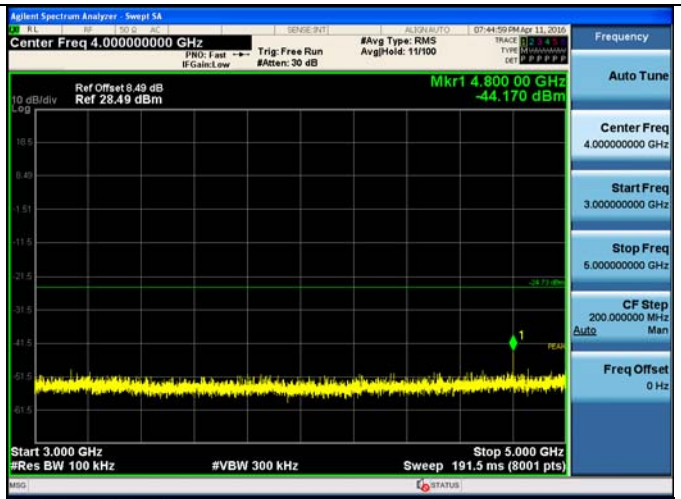
Agilent Spectrum Analyzer - Swept SA
Center Freq 4.000000000 GHz
Trig: Free Run
#Atten: 30 dB
#Avg Type: RMS
Avg|Hold: 11/100
Ref Offset 8.49 dB
10 dB/div Ref 28.49 dBm
Mkr1 4.800 00 GHz
-44.170 dBm
Start 3.000 GHz
#Res BW 100 kHz
#VBW 300 kHz
Stop 5.000 GHz
Sweep 191.5 ms (8001 pts)
Frequency
Auto Tune
Center Freq 4.000000000 GHz
Start Freq 3.000000000 GHz
Stop Freq 5.000000000 GHz
CF Step 200.000000 MHz
Freq Offset 0 Hz

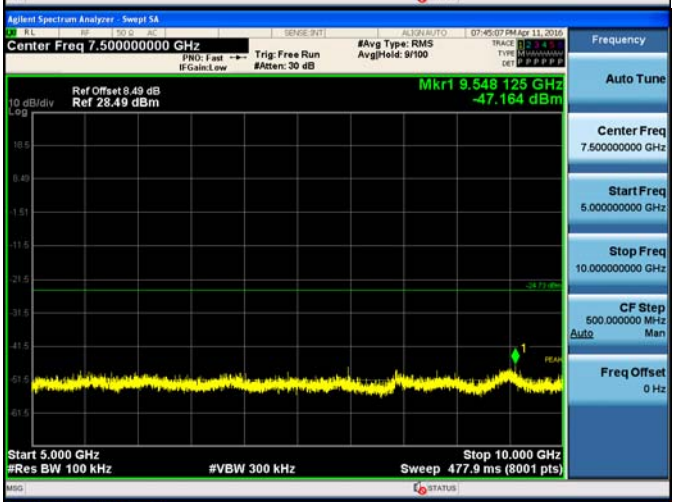
Agilent Spectrum Analyzer - Swept SA
Center Freq 7.500000000 GHz
Trig: Free Run
#Atten: 30 dB
#Avg Type: RMS
Avg|Hold: 9/100
Ref Offset 8.49 dB
10 dB/div Ref 28.49 dBm
Mkr1 9.548 125 GHz
-47.164 dBm
Start 5.000 GHz
#Res BW 100 kHz
#VBW 300 kHz
Stop 10.000 GHz
Sweep 477.9 ms (8001 pts)
Frequency
Auto Tune
Center Freq 7.500000000 GHz
Start Freq 5.000000000 GHz
Stop Freq 10.000000000 GHz
CF Step 500.000000 MHz
Freq Offset 0 Hz

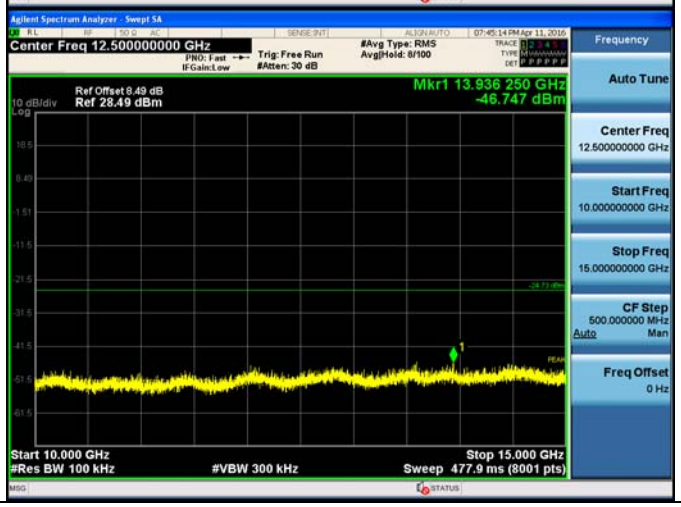
Agilent Spectrum Analyzer - Swept SA
Center Freq 12.500000000 GHz
Trig: Free Run
#Atten: 30 dB
#Avg Type: RMS
Avg|Hold: 8/100
Ref Offset 8.49 dB
10 dB/div Ref 28.49 dBm
Mkr1 13.936 250 GHz
-46.747 dBm
Start 10.000 GHz
#Res BW 100 kHz
#VBW 300 kHz
Stop 15.000 GHz
Sweep 477.9 ms (8001 pts)
Frequency
Auto Tune
Center Freq 12.500000000 GHz
Start Freq 10.000000000 GHz
Stop Freq 15.000000000 GHz
CF Step 500.000000 MHz
Freq Offset 0 Hz

11N20SISO_LCH_Graphs			
Pref/11N20SISO/LCH		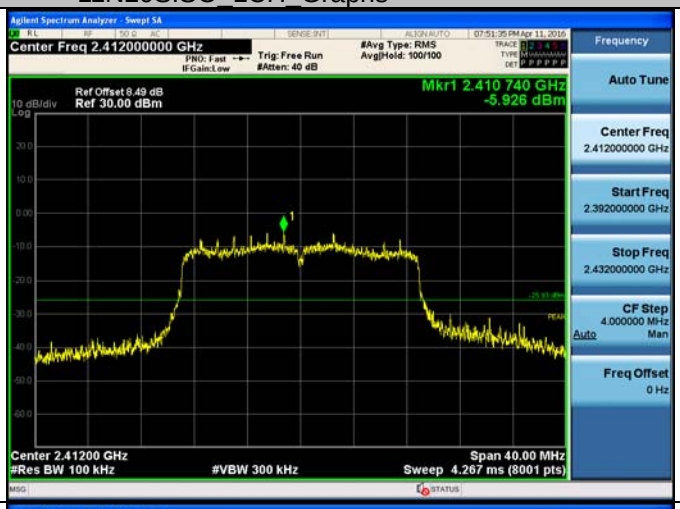	
/11N20SISO/LCH		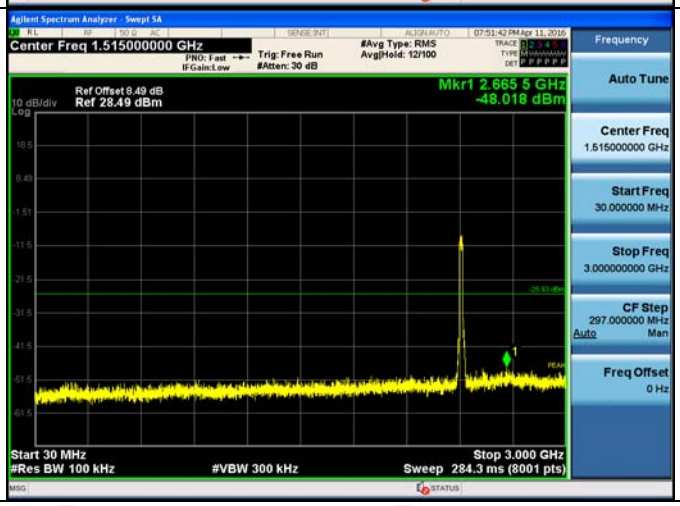	

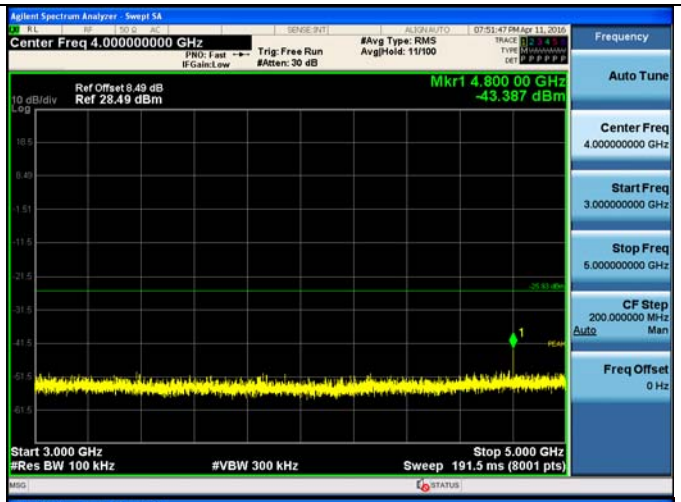
Agilent Spectrum Analyzer - Swept SA
Center Freq 4.000000000 GHz
Trig: Free Run
#Atten: 30 dB
#Avg Type: RMS
Avg|Hold: 11/100
07:51:47 PM Apr 11, 2016
Frequency
Auto Tune
Mkr1 4.800 00 GHz
-43.387 dBm
Ref Offset 8.49 dB
10 dB/div
Ref 28.49 dBm
Center Freq
4.000000000 GHz
Start Freq
3.000000000 GHz
Stop Freq
5.000000000 GHz
CF Step
200.000000 MHz
Auto
Man
Freq Offset
0 Hz
Start 3.000 GHz
#Res BW 100 kHz
#VBW 300 kHz
Stop 5.000 GHz
Sweep 191.5 ms (8001 pts)

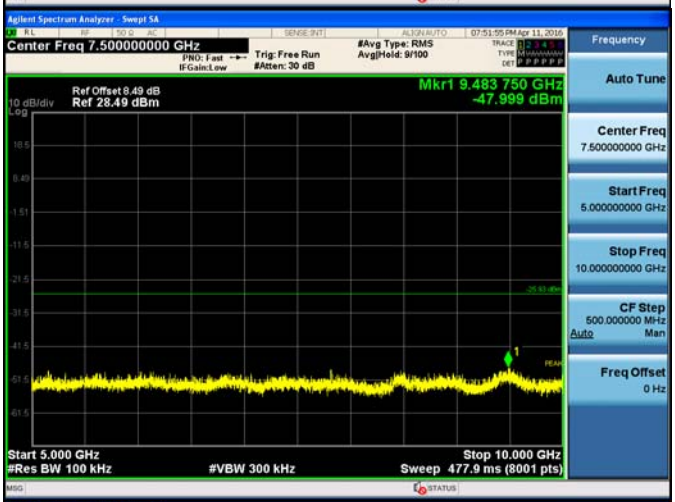
Agilent Spectrum Analyzer - Swept SA
Center Freq 7.500000000 GHz
Trig: Free Run
#Atten: 30 dB
#Avg Type: RMS
Avg|Hold: 9/100
07:51:55 PM Apr 11, 2016
Frequency
Auto Tune
Mkr1 9.483 750 GHz
-47.999 dBm
Ref Offset 8.49 dB
10 dB/div
Ref 28.49 dBm
Center Freq
7.500000000 GHz
Start Freq
5.000000000 GHz
Stop Freq
10.000000000 GHz
CF Step
500.000000 MHz
Auto
Man
Freq Offset
0 Hz
Start 5.000 GHz
#Res BW 100 kHz
#VBW 300 kHz
Stop 10.000 GHz
Sweep 477.9 ms (8001 pts)

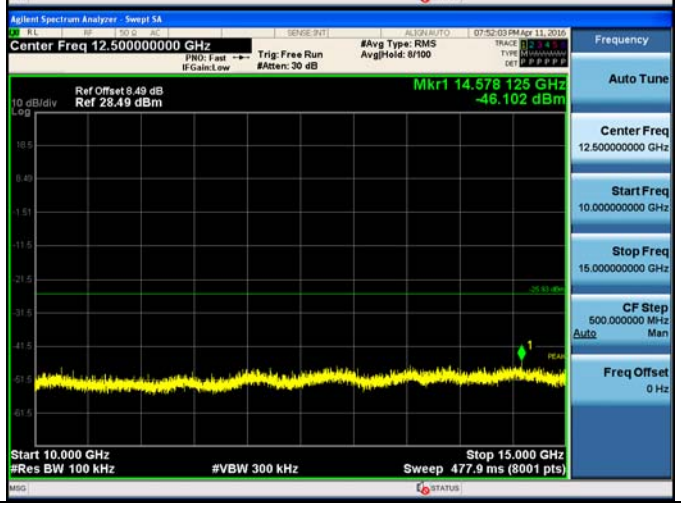
Agilent Spectrum Analyzer - Swept SA
Center Freq 12.500000000 GHz
Trig: Free Run
#Atten: 30 dB
#Avg Type: RMS
Avg|Hold: 8/100
07:52:03 PM Apr 11, 2016
Frequency
Auto Tune
Mkr1 14.578 125 GHz
-46.102 dBm
Ref Offset 8.49 dB
10 dB/div
Ref 28.49 dBm
Center Freq
12.500000000 GHz
Start Freq
10.000000000 GHz
Stop Freq
15.000000000 GHz
CF Step
500.000000 MHz
Auto
Man
Freq Offset
0 Hz
Start 10.000 GHz
#Res BW 100 kHz
#VBW 300 kHz
Stop 15.000 GHz
Sweep 477.9 ms (8001 pts)

11N20SISO_MCH_Graphs			
Pref/11N20SISO/MCH		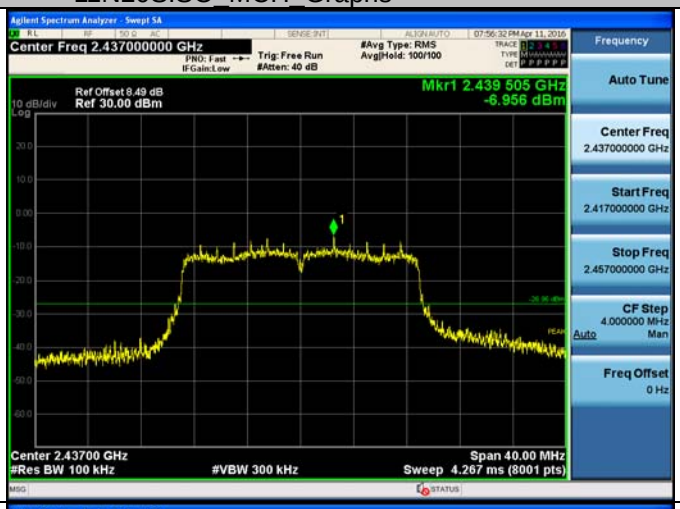	
Puw/11N20SISO/MCH		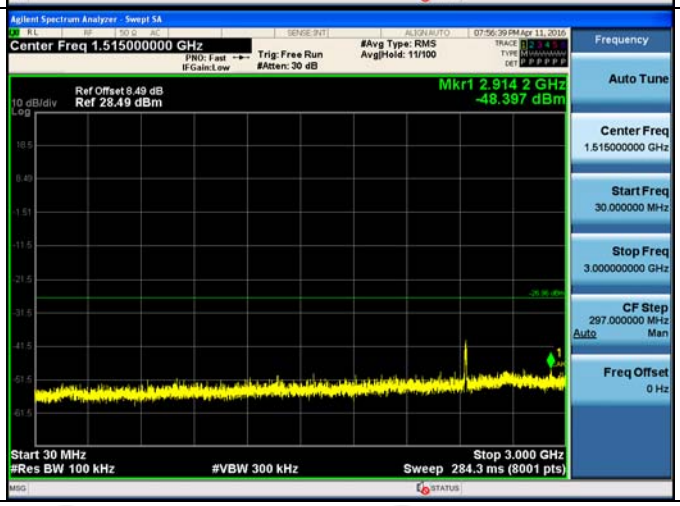	

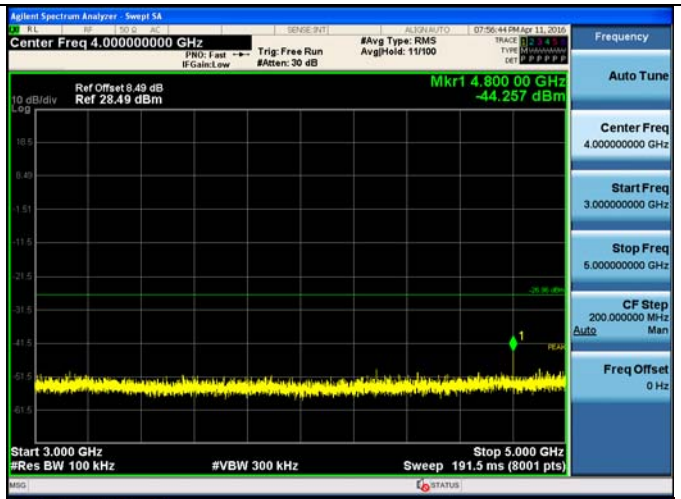
Agilent Spectrum Analyzer - Swept SA
Center Freq 4.000000000 GHz
Trig: Free Run
#Atten: 30 dB
#Avg Type: RMS
Avg|Hold: 11/100
Ref Offset 8.49 dB
10 dB/div Ref 28.49 dBm
Mkr1 4.800 00 GHz
-44.257 dBm
Start 3.000 GHz
#Res BW 100 kHz
#VBW 300 kHz
Stop 5.000 GHz
Sweep 191.5 ms (8001 pts)
Frequency
Auto Tune
Center Freq 4.000000000 GHz
Start Freq 3.000000000 GHz
Stop Freq 5.000000000 GHz
CF Step 200.000000 MHz
Auto Man
Freq Offset 0 Hz

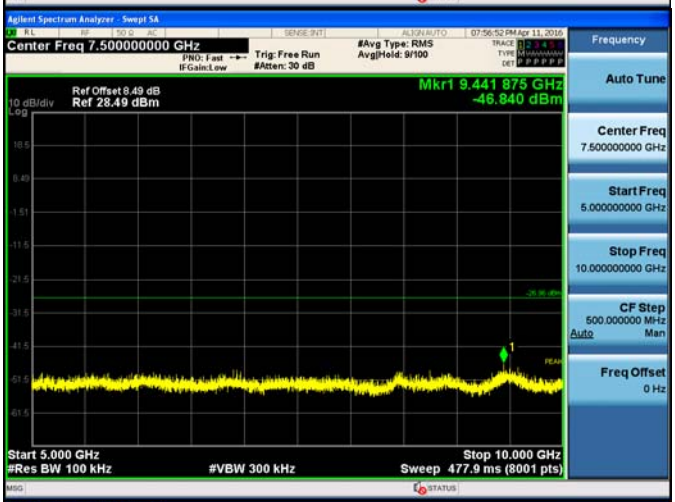
Agilent Spectrum Analyzer - Swept SA
Center Freq 7.500000000 GHz
Trig: Free Run
#Atten: 30 dB
#Avg Type: RMS
Avg|Hold: 9/100
Ref Offset 8.49 dB
10 dB/div Ref 28.49 dBm
Mkr1 9.441 875 GHz
-46.840 dBm
Start 5.000 GHz
#Res BW 100 kHz
#VBW 300 kHz
Stop 10.000 GHz
Sweep 477.9 ms (8001 pts)
Frequency
Auto Tune
Center Freq 7.500000000 GHz
Start Freq 5.000000000 GHz
Stop Freq 10.000000000 GHz
CF Step 500.000000 MHz
Auto Man
Freq Offset 0 Hz

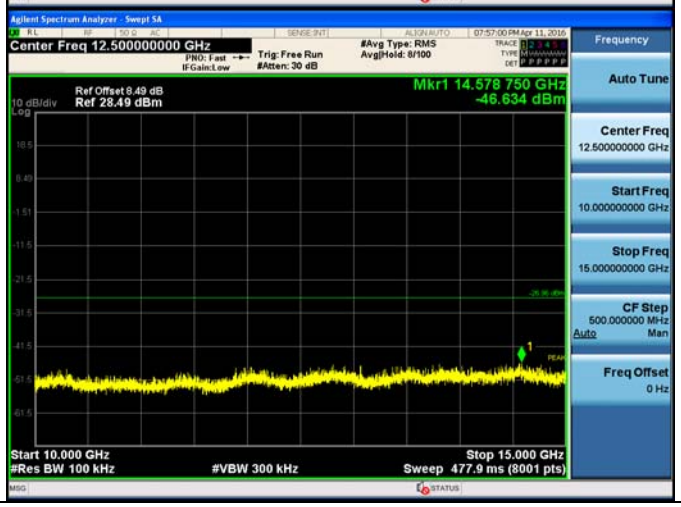
Agilent Spectrum Analyzer - Swept SA
Center Freq 12.500000000 GHz
Trig: Free Run
#Atten: 30 dB
#Avg Type: RMS
Avg|Hold: 8/100
Ref Offset 8.49 dB
10 dB/div Ref 28.49 dBm
Mkr1 14.578 750 GHz
-46.634 dBm
Start 10.000 GHz
#Res BW 100 kHz
#VBW 300 kHz
Stop 15.000 GHz
Sweep 477.9 ms (8001 pts)
Frequency
Auto Tune
Center Freq 12.500000000 GHz
Start Freq 10.000000000 GHz
Stop Freq 15.000000000 GHz
CF Step 500.000000 MHz
Auto Man
Freq Offset 0 Hz

11N20SISO_HCH_Graphs			
Pref/11N20SISO/HCH		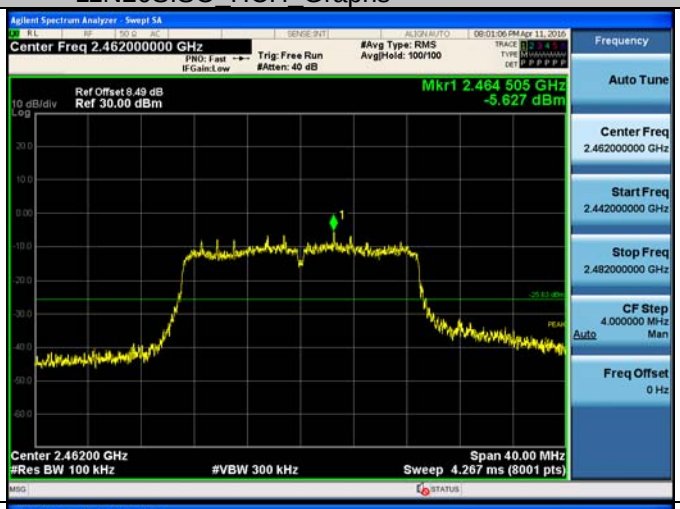	
Puw/11N20SISO/HCH		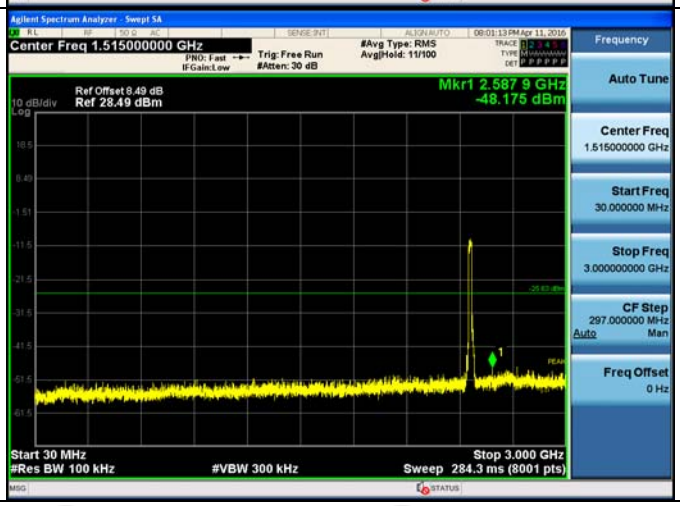	

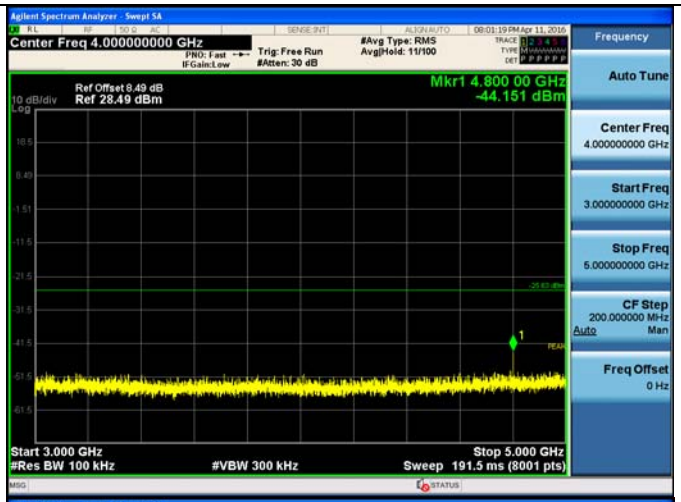
Agilent Spectrum Analyzer - Swept SA
Center Freq 4.000000000 GHz
PNO: Fast
IFGain:Low
Trig: Free Run
#Atten: 30 dB
#Avg Type: RMS
Avg|Hold: 11/100
08:01:19 PM Apr 11, 2016
Frequency
Auto Tune
Ref Offset 8.49 dB
10 dB/div
Ref 28.49 dBm
Mkr1 4.800 00 GHz
-44.151 dBm
Center Freq
4.000000000 GHz
Start Freq
3.000000000 GHz
Stop Freq
5.000000000 GHz
CF Step
200.000000 MHz
Auto
Man
Freq Offset
0 Hz
Start 3.000 GHz
#Res BW 100 kHz
#VBW 300 kHz
Stop 5.000 GHz
Sweep 191.5 ms (8001 pts)

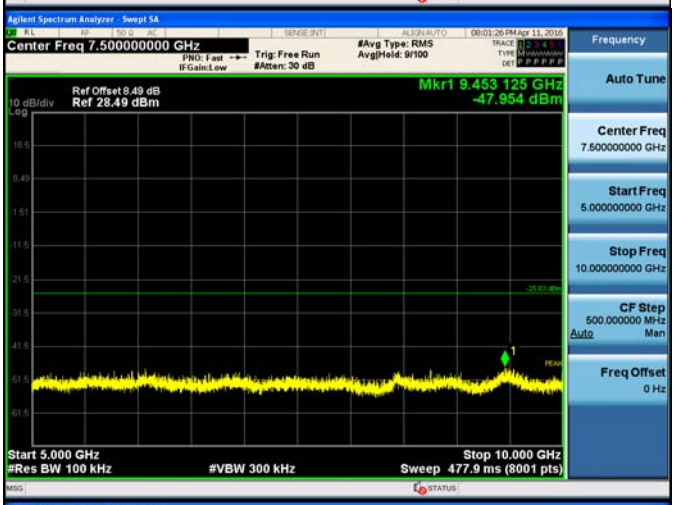
Agilent Spectrum Analyzer - Swept SA
Center Freq 7.500000000 GHz
PNO: Fast
IFGain:Low
Trig: Free Run
#Atten: 30 dB
#Avg Type: RMS
Avg|Hold: 9/100
08:01:26 PM Apr 11, 2016
Frequency
Auto Tune
Ref Offset 8.49 dB
10 dB/div
Ref 28.49 dBm
Mkr1 9.453 125 GHz
-47.954 dBm
Center Freq
7.500000000 GHz
Start Freq
5.000000000 GHz
Stop Freq
10.000000000 GHz
CF Step
500.000000 MHz
Auto
Man
Freq Offset
0 Hz
Start 5.000 GHz
#Res BW 100 kHz
#VBW 300 kHz
Stop 10.000 GHz
Sweep 477.9 ms (8001 pts)

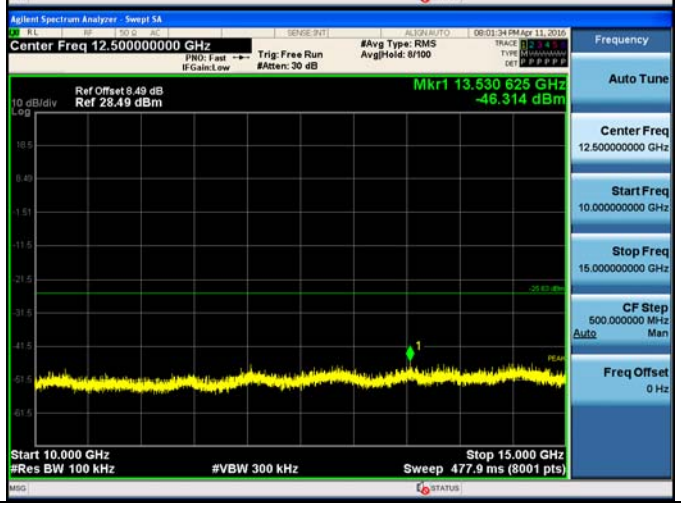
Agilent Spectrum Analyzer - Swept SA
Center Freq 12.500000000 GHz
PNO: Fast
IFGain:Low
Trig: Free Run
#Atten: 30 dB
#Avg Type: RMS
Avg|Hold: 8/100
08:01:34 PM Apr 11, 2016
Frequency
Auto Tune
Ref Offset 8.49 dB
10 dB/div
Ref 28.49 dBm
Mkr1 13.530 625 GHz
-46.314 dBm
Center Freq
12.500000000 GHz
Start Freq
10.000000000 GHz
Stop Freq
15.000000000 GHz
CF Step
500.000000 MHz
Auto
Man
Freq Offset
0 Hz
Start 10.000 GHz
#Res BW 100 kHz
#VBW 300 kHz
Stop 15.000 GHz
Sweep 477.9 ms (8001 pts)

		Agilent Spectrum Analyzer - Swept SA Center Freq 20.000000000 GHz PNO: Fast IFGain:Low Trig: Free Run #Atten: 32 dB #Avg Type: RMS Avg|Hold: 5/100 Ref Offset 8.49 dB 10 dB/div Ref 30.00 dBm Log Mkr1 24.673 75 GHz -37.754 dBm Start 15.000 GHz #Res BW 100 kHz #VBW 300 kHz Stop 25.000 GHz Sweep 955.7 ms (8001 pts) Frequency Auto Tune Center Freq 20.000000000 GHz Start Freq 15.000000000 GHz Stop Freq 25.000000000 GHz CF Step 1.000000000 GHz Auto Man Freq Offset 0 Hz	

Power Spectral Density

Result Table

Mode	Channel	Meas.Level (dBm)	Factor 10log(30kHz/3kHz)	Av.PSD [dBm] (8dBm/3KHz)	Verdict
11B	LCH	-3.028	10	-13.028	PASS
11B	MCH	-9.145	10	-19.145	PASS
11B	HCH	-2.345	10	-12.345	PASS
11G	LCH	-10.123	10	-20.123	PASS
11G	MCH	-11.057	10	-31.057	PASS
11G	HCH	-9.652	10	-19.652	PASS
11N20SISO	LCH	-11.460	10	-21.460	PASS
11N20SISO	MCH	-13.329	10	-23.329	PASS
11N20SISO	HCH	-11.291	10	-21.291	PASS

Remark: Av.PSD [dBm] = Meas.Level [dBm]- Factor

Test Graph

Graphs			
11B/LCH			
11B/MCH			

11B/HCH			
11G/LCH		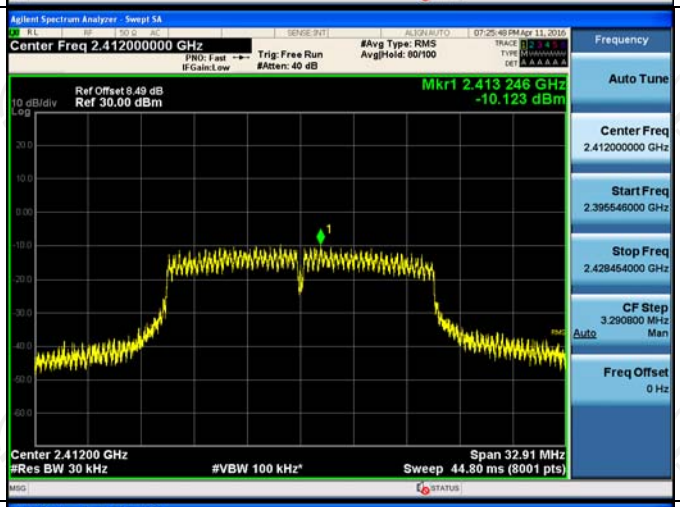	
11G/MCH		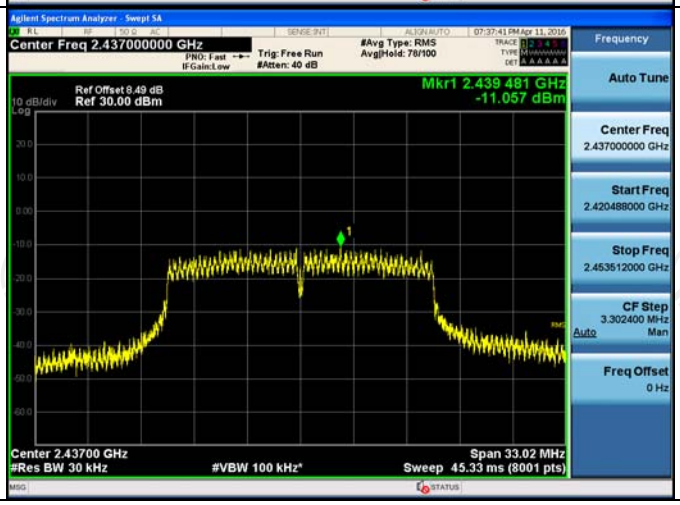	

11G/HCH		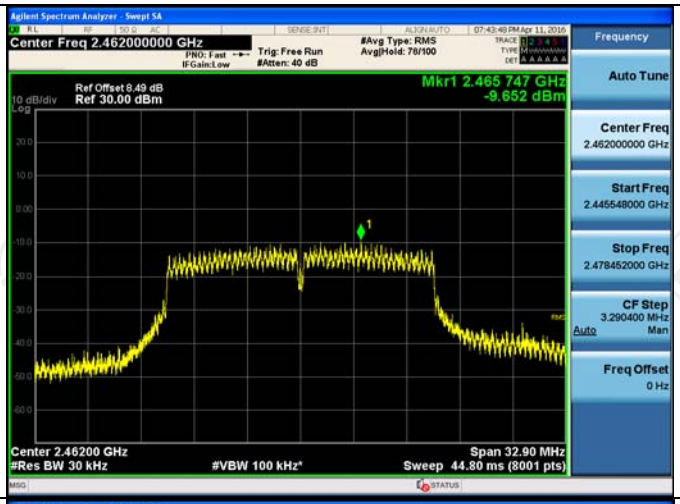	
11N20SISO/LCH			
11N20SISO/MCH		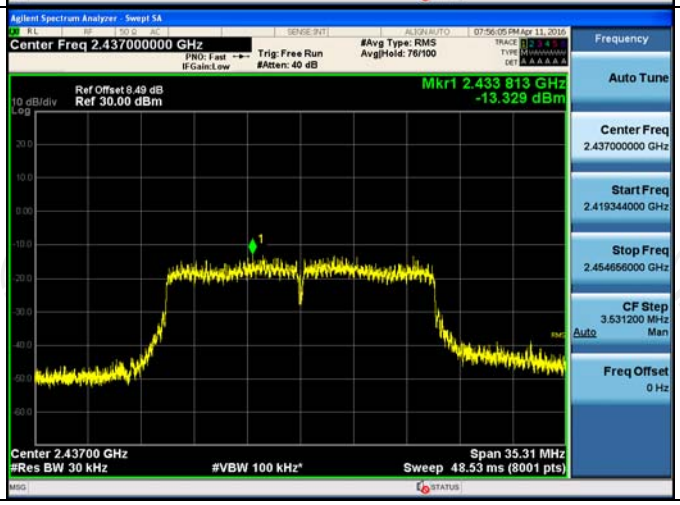	
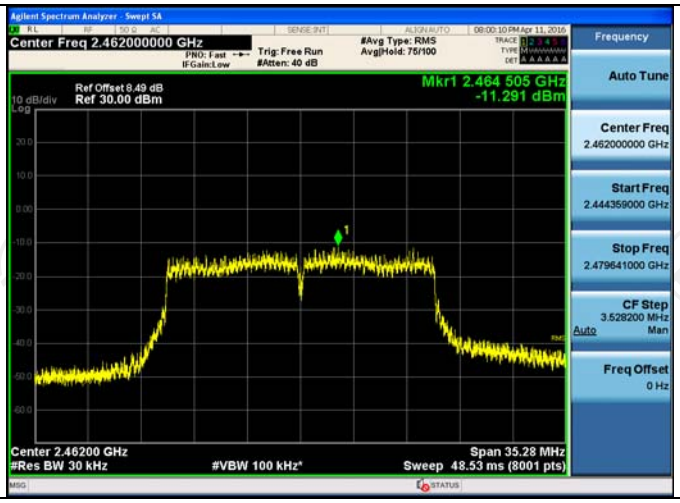
11N20SISO/HCH