美国版

157g 双铜+ 正反印刷+印油
Size:157x179.5mm

BACK

FREE GIFT

when you register this product jlab.com/register
Product updates | How-to tips | FAQs & more

Gift for US only. No APO/FPO/DPO addresses.

3 MONTHS FREE TIDAL

With purchase. Visit jlab.com/tidal

Shop products | Product alerts | Burn-in your headphones

JLab Audio + Burn-in Tool

Download on the App Store
GET IT ON Google play

US Compliance

FCC Information

FCC ID: 2AHYVJBUDDIESP

This equipment has been tested and found to comply with the limits for a Class B digital device, pursuant to Part 15 of the FCC Rules. These limits are designed to provide reasonable protection against harmful interference in a residential installation. This equipment generates, uses and can radiate radio frequency energy and, if not installed and used in accordance with the instructions, may cause harmful interference to radio communications. However, there is no guarantee that interference will not occur in a particular installation. If this equipment does cause harmful interference to radio or television reception, which can be determined by turning the equipment off and on, the user is encouraged to try to correct the interference by one or more of the following measures:

- Reorient or relocate the receiving antenna.
- Increase the separation between the equipment and receiver.
- Connect the equipment into an outlet on a circuit different from that to which the receiver is connected.
- Consult the dealer or an experienced radio/TV technician for help.

If you cannot eliminate the interference, the FCC requires that you stop using your product. Changes or modifications not expressly by the party responsible for compliance could void the user's authority to operate the equipment.
This device complies with Part 15 of the FCC Rules. Operation is subject to the following two conditions: (1) this device may not cause harmful interference, and (2) this device must accept any interference received, including interference that may cause undesired operation.

EU Compliance

CE

PEAG LLC dba JLab Audio hereby declares that this device is in compliance with the essential requirements and other relevant provisions of the RED directive.

A copy of the EU Declaration of Conformity is available at jlab.com/compliance

JLab Audio
2281 Las Palmas Drive, Suite 101, Carlsbad, CA 92011, USA

The symbol above indicates that this product and/or battery should not be disposed of with household waste. When you decide to dispose of this product and/or its battery, do so in accordance with local environmental laws and guidelines.

Battery Caution & Disposal Information

Please take care of your battery. Do not: disassemble, burn, puncture, crush or bend your battery. Improper operation of the battery may product smoke. In such an event, ventilate the area. Extinguish any flames with carbon dioxide, dry-powder fire extinguisher, or cover with sand or mud. Take care to avoid conditions of excessive moisture for prolonged periods and do not immerse. Do not expose to temperatures above 50°C/122°F. Charge battery fully before storage or if stored for longer than three months.

Disposal
At the end of its life, please take care to dispose of this product responsibly. Electronic products and batteries contain materials that can be harmful to the environment. Please do not dispose to unsorted waste. Take your electronic waste to a designated collection or recycling facility to be recycled properly. Your local council authority will be able to tell you where your nearest facilities are. There may be one at your local supermarket.

JLab can help you recycle. Learn more jlab.com/recycle

Contact Us

If you're unsatisfied with your purchase, please contact us and we'll take care of you! You can contact our US based customer support team:

Website: jlab.com/contact
Email: support@jlab.com
Phone U.S.: +1 (405) 445-7219 (Check hours jlab.com/hours)
Phone U.K.: +44 (20) 8142 9361 (Check hours jlab.com/hours)
Visit jlab.com/warranty to initiate a return or exchange.

Visit jlab.com/safety to learn how to safely use, including the proper tip installation.

Our team is constantly improving your product experience. This model may have new features or controls which are not detailed in this guide. For the latest version of the manual, please visit www.jlab.com/manuals

QUICK START GUIDE

For full User Manual + other JLab products visit JLAB.COM

BC

OFFICIAL AUDIO PARTNER OF MAJOR LEAGUE SOCCER

#FINDYOURGO

FRONT

CONTROLS

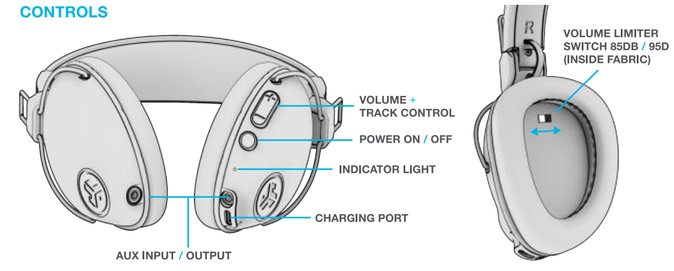

BLUETOOTH PAIRING:
When power is off, PRESS & HOLD 10 SECONDS
(Blue and red flashing lights will indicate JBuddies Pro are ready to pair to Bluetooth device)
POWER ON / OFF: PRESS & HOLD 3 SECONDS
(Slow blinking blue light indicates power is on)
PLAY / PAUSE / ANSWER / HANG UP CALLS: 1 CLICK
ACTIVATE SIRI (iOS) OR "OK GOOGLE" (ANDROID): 2 CLICKS
RE-PAIRING AND ADDITIONAL DEVICES:
When power is off, PRESS & HOLD 10 SECONDS

VOLUME UP / VOLUME DOWN: 1 CLICK
TRACK FORWARD / TRACK BACKWARD: 2 SECOND HOLD

CHARGING

Connect the USB-C cable to computer or USB 5V 1A (or less) output device.

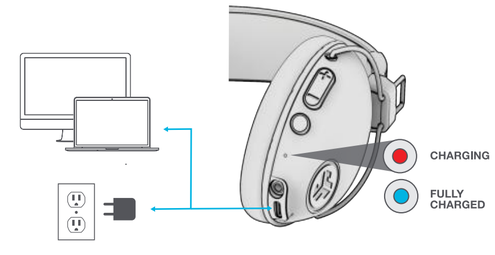

Lorem ipsum

SHARE MODE

Connect the included **AUX CABLE** to either side to another JBuddies Pro or any other wired headphone/earbud for Share Mode.

OPTION 1:

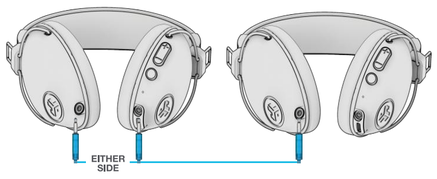

OPTION 2:

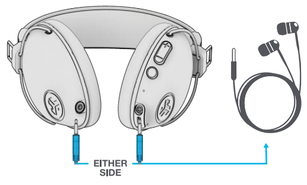

GO WIRED

Connect the **AUX CABLE** to a device for a wired connection.

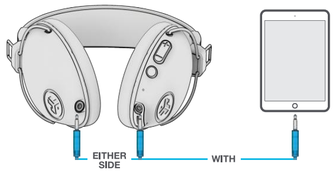

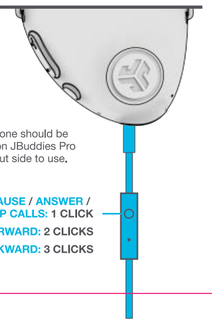

Microphone should be installed on JBuddies Pro AUX input side to use.

PLAY / PAUSE / ANSWER / HANG UP CALLS: 1 CLICK
TRACK FORWARD: 2 CLICKS
TRACK BACKWARD: 3 CLICKS

BLUETOOTH PAIRING:
When powered on, Bluetooth Headphone will automatically go into pairing mode. Fast blinking red & blue light indicates searching for Bluetooth® device. Search for JLab JBuddies Pro BT on your Bluetooth® device.

RE-PAIRING AND ADDITIONAL DEVICES:
When powered off, press and hold power button for 8 seconds.

NOTE: This equipment has been tested and found to comply with the limits for a Class B digital device, pursuant to part 15 of the FCC Rules. These limits are designed to provide reasonable protection against harmful interference in a residential installation. This equipment generates uses and can radiate radio frequency energy and, if not installed and used in accordance with the instructions, may cause harmful interference to radio communications. However, there is no guarantee that interference will not occur in a particular installation. If this equipment does cause harmful interference to radio or television reception, which can be determined by turning the equipment off and on, the user is encouraged to try to correct the interference by one or more of the following measures:

- Reorient or relocate the receiving antenna.

- Increase the separation between the equipment and receiver.

-Connect the equipment into an outlet on a circuit different from that to which the receiver is connected.

-Consult the dealer or an experienced radio/TV technician for help

Changes or modifications not expressly approved by the party responsible for compliance could void the user's authority to operate the equipment.

This device complies with Part 15 of the FCC Rules. Operation is subject to the following two conditions:

(1) this device may not cause harmful interference, and

(2) this device must accept any interference received, including interference that may cause undesired operation.

Product Name : JBuddies Pro Wireless
Model : JBuddies Pro Wireless
Brand : JLab

Basic Information of Manufacturer
Company : PEAG, LLC dba JLab Audio
Address: 2281 Las Palmas Drive, Suite 101,Carlsbad, CA 92011, USA

JLAB AUDIO	Date: **11.20.20**
PROJECT: **JLab JBuddies Pro Wireless QSG**	
STOCK: **220g, MATTE**	
INK: **6/2 CMYK + 306 + Cool Gray 11 / 306 + Cool Gray 11**	
FLAT SIZE:	