PROJECT IM + SMART LED BR30 v.3	SIZE NA	TEAM KNIGHT ARIEL MENDOZA	PMS
BRAND BLUE SKY WIRELESS	VER 02.50		
DATE 03.05.2017	TYPE CUSTOM		

PIXELWARPS® STUDIOS

File Name: IM_BSW_BR30-60100S_v.02.50.ai

Constructed: Dimensions 4" w x 6" h

Flat Dimensions: 8.25" w x 6.25" h (per spread)

- Bleed
- Sheet Trim
- Sheet Score
- Inner Die Cut / Msr
- Inner Carton Score
- Crop Marks / Info
- Perforation
- Feature Area
- Unit Area
- Glue Area

Page 1

BLUE SKY WIRELESS

ADVANCEDCONNECT

LED BLUETOOTH® SMART SYNC BULB + SPEAKER

Thank you for purchasing our new **AdvancedConnect LED Bluetooth® SMART SYNC Bulb + Speaker**. Embrace the new style and convenience from Blue Sky Wireless to enjoy your music wirelessly anywhere throughout your home.

FIRST THING'S FIRST!

- To ensure the best operation, download the latest instruction manual from BlueSkyW.com and check your app store for the latest updates.

Scan the QR code with your smartphone to download the FREE app **BSW-SYNC** or go to www.BlueSkyW.com.

You may also go to your phone vendor's app store to download the app directly. Search for **BSW-SYNC** to download.

Download on the App Store | GET IT ON Google Play

INSTALL YOUR BULB!

- Gently install your **LED Bluetooth® SMART SYNC Bulb + Speaker** into your preferred lighting fixture. Note: this item is compatible with recessed lighting.
- Turn your lighting fixture's appropriate electric power ON to ensure proper operation.
- Please note, the bulb is only dimmable via the app, not your home's dimmer switch.

Page 2

SYNCING YOUR SMART DEVICE to YOUR NEW BSW BULB

BSW-SYNC

After you have downloaded the **BSW-SYNC** app from your App Store, you will have the following icon on your smart device.

- Open the Settings in your Bluetooth® enabled smart device and make sure Bluetooth is turned ON.
- Locate the device named **BSW-SYNC** and select it. Your smart device will confirm a successful wireless connection.

⚠ NOTICE

If you have multiple bulbs installed in your home, you may see other BSW-SYNC devices in the list. You only need to select one to configure all of the devices within the BSW-SYNC app.

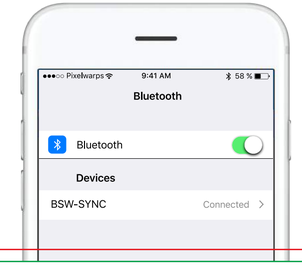

Page 3

HOW TO USE BLUE SKY BSW-SYNC WIRELESS APP

The app will let you adjust all of the settings and colors on your new **LED Bluetooth® SMART Bulb + Speaker**. To interact with your new **BSW SMART SYNC** bulb please follow the directions below:

After downloading and launching the **BSW-SYNC** app, you will be greeted with the following screen:

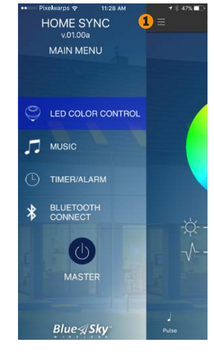

1. When you have your bulb installed and powered on, pressing the ☰ menu icon will bring up the main menu where you can select your function.

LED CONTROL
Tap here to select which bulb group and bulb you wish to control.

MUSIC
This section accesses the music on your smart device for playback.*

TIMER
Select here to add on an alarm for light activation or a sleep mode target.

BLUETOOTH CONNECT
This lets you access all of the Blue Sky Wireless devices within your home.

NOTE: * You can enjoy enjoy wireless music using the BSW app or the music app of your choice!

Page 4

COLOR CONTROL

SCENE SCREEN
Here you can control the lighting functions for your selected Blue Sky Wireless device.

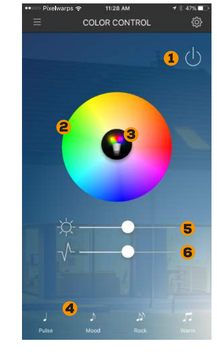

1. Tap here to power on and off your selected light and/or light group.
2. Select any color hue by tapping a part of the color wheel.
3. Tap here to select between color and white light.
4. Select from 4 different lighting presets.
5. Slide here to choose brightness.
6. Slide here to choose the speed at which your color hues change.

NOTE:
For best performance when changing color/hues, set the speed setting to maximum, change the color, then adjust the speed back to the desired setting.

FCC STATEMENT :

This device complies with Part 15 of the FCC Rules. Operation is subject to the following two conditions:
(1) This device may not cause harmful interference, and
(2) This device must accept any interference received, including interference that may cause undesired operation.
Warning: Changes or modifications not expressly approved by the party responsible for compliance could void the user's authority to operate the equipment.

NOTE: This equipment has been tested and found to comply with the limits for a Class B digital device, pursuant to Part 15 of the FCC Rules. These limits are designed to provide reasonable protection against harmful interference in a residential installation. This equipment generates uses and can radiate radio frequency energy and, if not installed and used in accordance with the instructions, may cause harmful interference to radio communications. However, there is no guarantee that interference will not occur in a particular installation. If this equipment does cause harmful interference to radio or television reception, which can be determined by turning the equipment off and on, the user is encouraged to try to correct the interference by one or more of the following measures:

Reorient or relocate the receiving antenna.

Increase the separation between the equipment and receiver.

Connect the equipment into an outlet on a circuit different from that to which the receiver is connected.

Consult the dealer or an experienced radio/TV technician for help.

RF warning statement:

The device has been evaluated to meet general RF exposure requirement. The device can be used in portable exposure condition without restriction.

Page 5

GROUP SELECTION SCREEN



LIGHT SELECTION SCREEN
Here you can set the groups for all of the Blue Sky bulbs throughout your entire home.

1. Tap here to add a new light group.
2. Here is where you can find all of the light devices installed in your home.
3. The **GROUP** tab contains all of the light devices within the selected group.
4. The Menu icon (☰) opens the main menu sidetab to access functions.

Page 6

ALARM & TIMER SCREEN (Coming in Aug 2017 App Update)

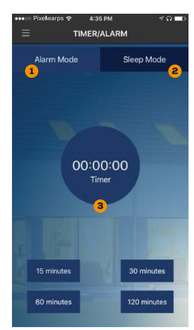

1. Tap here to add on an alarm for your Blue Sky Wireless lighting device.
2. The **SLEEP** tab gives you a countdown timer that will automatically turn the bulb off after a specific amount of time.
3. Adjust the exact time you want to keep the light on for using the custom timer or select a preset time below.

Page 7

SAFETY INSTRUCTIONS & INFORMATION

• Risk of fire or electric shock. If not qualified, do not attempt to install. Contact a qualified electrician./Risque d'incendie ou de choc électrique. L'installation des luminaires à DEL nécessite une connaissance des systèmes électriques des luminaires. Si vous n'êtes pas qualifié, ne tentez pas d'installer l'article. Faites appel à un électricien qualifié./ Riesgo de incendio o descarga eléctrica. La instalación de la luz LED necesita el conocimiento de sistemas eléctricos de luminarias. Si usted no cuenta con dicho conocimiento, no intente instalar. Póngase en contacto con un electricista calificado.

• Risk of fire. MINIMUM 90°C SUPPLY CONDUCTORS./Risque d'incendie. CONDUCTEURS D'ALIMENTATION D'AU MOINS 90 °C./Riesgo de incendio. CONDUCTORES DE ELECTRICIDAD PARA 90° C COMO MÍNIMO

• Disconnect power at fuse or circuit breaker before installing or servicing./Coupez l'alimentation électrique depuis le panneau de fusibles ou de disjoncteurs avant d'installer l'article ou d'en effectuer l'entretien./Desconecte el suministro eléctrico en la caja de fusibles o interruptor de circuito antes de instalar o realizar mantenimiento.

• No user serviceable parts inside. To avoid electrical shock, do not disassemble product./Ne contient aucune pièce réparable par l'utilisateur. Afin de prévenir les chocs électriques, ne démontez pas l'article./No hay piezas que sean de utilidad para el usuario en el interior. Para evitar descargas, no desensamble el producto.

• This product is not intended for use in emergency light fixtures or exit signs. Not for use where exposed directly to the weather or water./Cet article n'est pas conçu pour une utilisation dans un luminaire d'urgence ou une enseigne de sortie. Ne convient pas aux endroits directement exposés aux intempéries ou à l'eau./Este producto no está diseñado para usarse en lámparas de emergencia o señales de salida. No lo use donde esté expuesto directamente al clima o al agua.

• RISK OF ELECTRIC SHOCK - USE IN DRY LOCATION ONLY / RISQUE DE CHOC ÉLECTRIQUE – UTILISER DANS UN EMPLACEMENT SEC UNIQUEMENT
• DO NOT USE WITH DIMMERS / PAS UTILISER AVEC DES GRADATEURS
• NOT FOR USE IN TOTALLY ENCLOSED LUMINAIRES NE / CONVIENT PAS À DES LUMINAIRES TOTALEMENT FERMÉS, NOT USED FOR FREE-STANDING PORTABLE LUMINAIRE
• **Connected to Bluetooth automatically through the 906-924MHz to send audio to other bulbs**

Check out more innovative lighting products from Blue Sky Wireless at our website on www.BlueSkyW.com

Follow us at:
BLUESKYWIRELESS

LED Bluetooth®
COLORCHANGING SMART BULB

Compatible with all A19 light bulb fixtures.

Page 8

COMPANY, MISC. INFORMATION & WARRANTY

BLUE SKY WIRELESS

Model no. 60100S • Advanced Connect LED Bluetooth® Smart Sync Bulb+Speaker

If you run into any technical difficulties while operating your new bulb, please contact our support team by email or at our Blue Sky Wireless Customer Support line from 9 AM to 5 PM EST Mon-Fri, Support@BlueSkyW.com • 954.866.8048
Boca Raton, FL 33432 • USA

⚠ WARNING

Important safety information - read all instructions and notices before installation.
- No user serviceable parts inside. To avoid electrical shock do not disassemble product.
- This product is not intended for use in emergency light fixtures or exit signs. Not for use where exposed directly to the weather or water.
- This product contains a chemical known to the state of California to cause cancer, birth defects or other reproductive harm.

⚠ CAUTION

- Turn power off before inspection, installation or removal.
- Use only on 120 VAC, 60Hz circuits.

The manufacturer warrants this lighting fixture to be free from defects in materials and workmanship for a period of one (1) year from the date of original purchase by the consumer. We will repair or replace (at our option) the unit in the original color and style if available, or in a similar color and style if the original item has been discontinued, without charge, exclusive of bulbs. Defective units must be properly packed and returned to the manufacturer with a letter of explanation and your original purchase receipt showing date of purchase. Call 1-954-866-8048 to obtain a Return Authorization number and an address where to ship your defective product.

Note: No C.O.D. shipments will be accepted. The liability of the manufacturer is in any case limited to replacement of the defective light fixture product. This warranty is void if damage or defect has resulted from accident, abuse, misuse or faulty repairs. In no event will liability extend to any consequential, special, incidental or direct damage of any kind arising out of the use or misuse of this product. Some states do not allow the exclusion or limitation of incidental or consequential damages so the above exclusion or limitation may not apply to you. The manufacturer will not be liable for any other loss, damage, or injury which is caused by the product. This limitation upon the liability of the manufacturer includes any loss, damage, or injury which is (I) to person or property or otherwise; (II) incidental or consequential in nature; (III) based upon theories of warranty, contract, negligence, strict liability, tort, or otherwise; or (IV) directly or indirectly related to the sale, use, or repair of the product. This warranty gives you specific rights, and you may also have other rights which vary from state to state. Proof of purchase is required to exercise the warranty.

©2017 Blue Sky Wireless, LLC.
All rights reserved. Blue Sky Wireless and the Blue Sky Wireless logo are trademarks of Blue Sky Wireless, LLC, registered in the U.S. PATENT PENDING

Apple and the Apple logo are trademarks of Apple Inc., registered in the U.S. and other countries. App Store is a service mark of Apple Inc., registered in the U.S. and other countries. Google Play and the Google Play logo are trademarks of Google Inc.

MADE IN CHINA