Channel 11 (2462MHz)	
100kHz PSD Reference Level	**High Band Edge**
	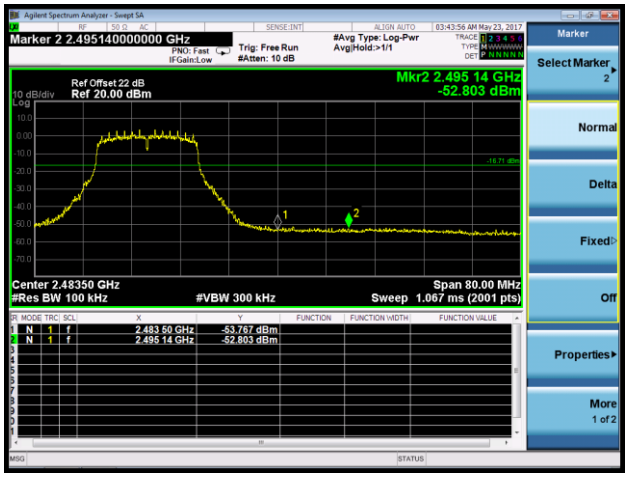
Spurious Emission	
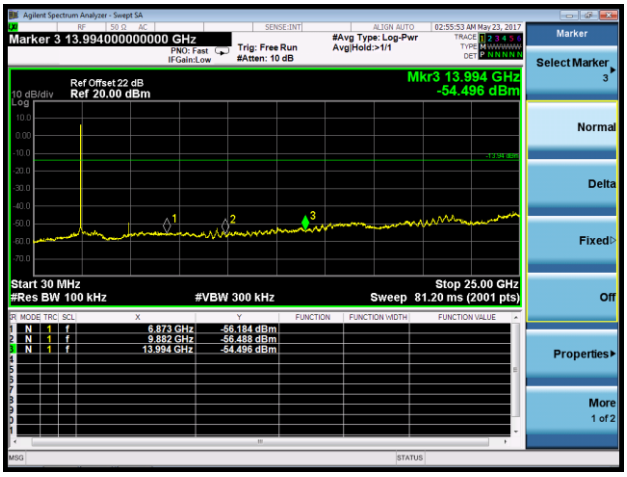	

802.11n-HT20 Out-of-Band Emissions

Channel 01 (2412MHz)

100kHz PSD Reference Level	Low Band Edge
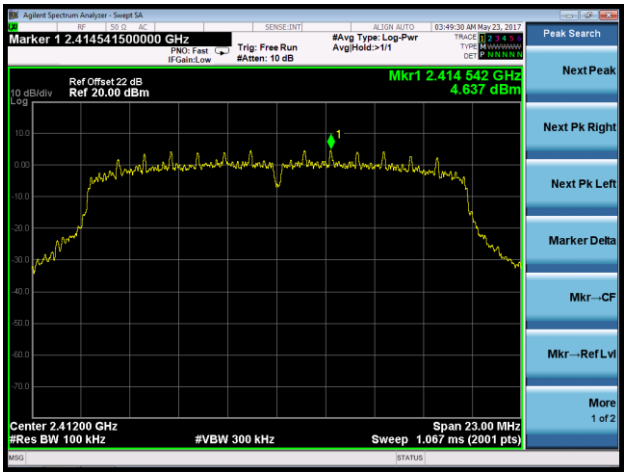	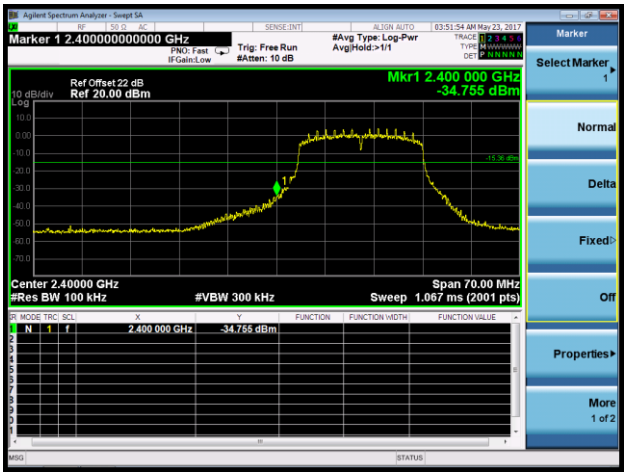

Spurious Emission

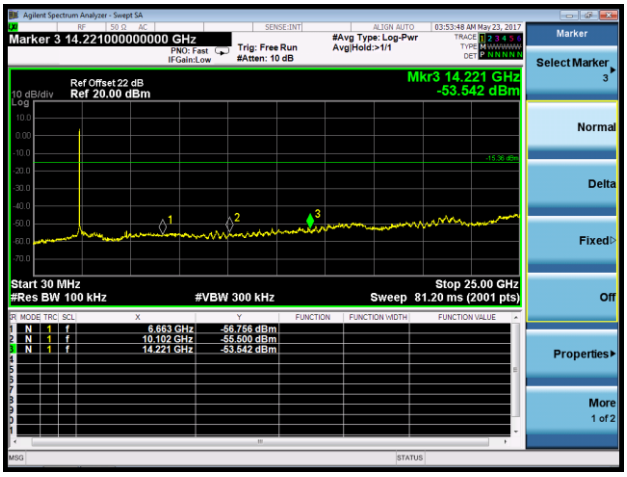

Channel 06 (2437MHz)

100kHz PSD Reference Level	Spurious Emission
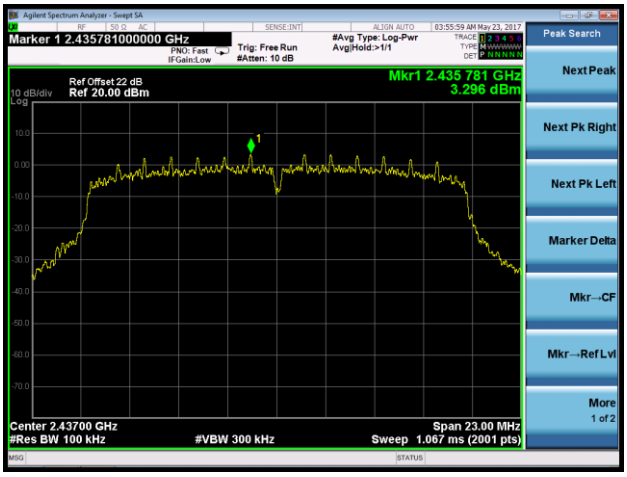	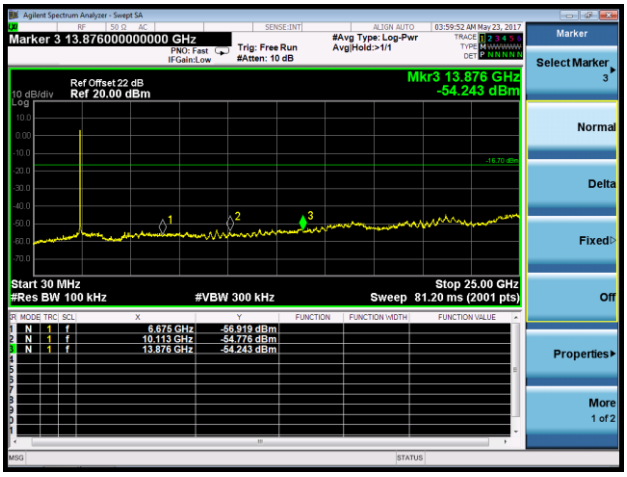

Channel 11 (2462MHz)	
100kHz PSD Reference Level	**High Band Edge**
	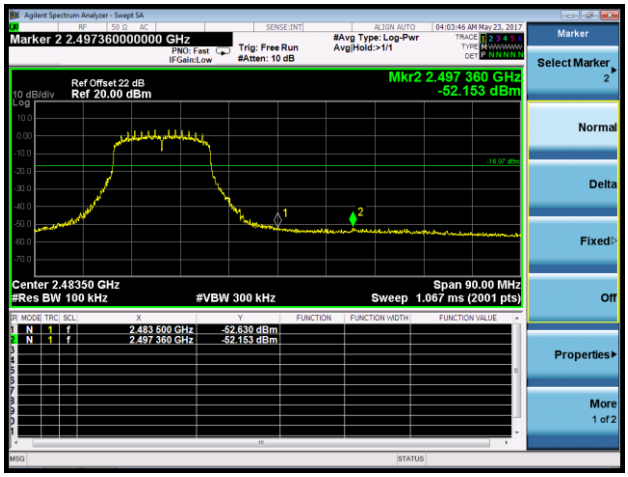
Spurious Emission	
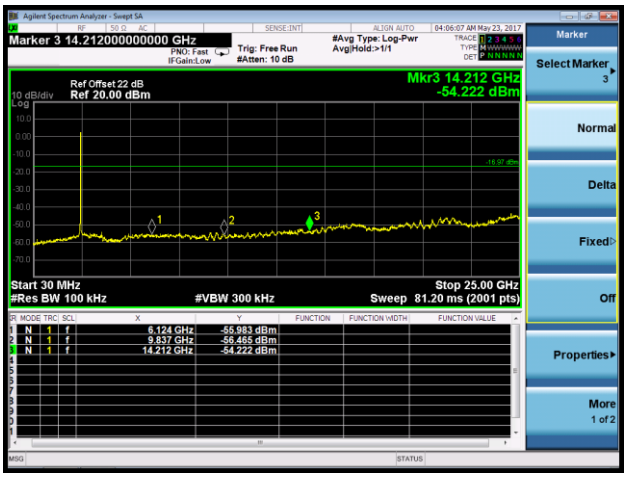	

802.11n-HT40 Out-of-Band Emissions

Channel 03 (2422MHz)

100kHz PSD Reference Level	Low Band Edge
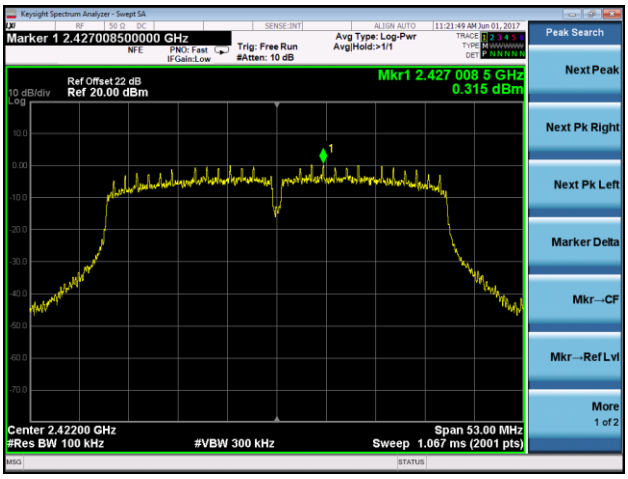	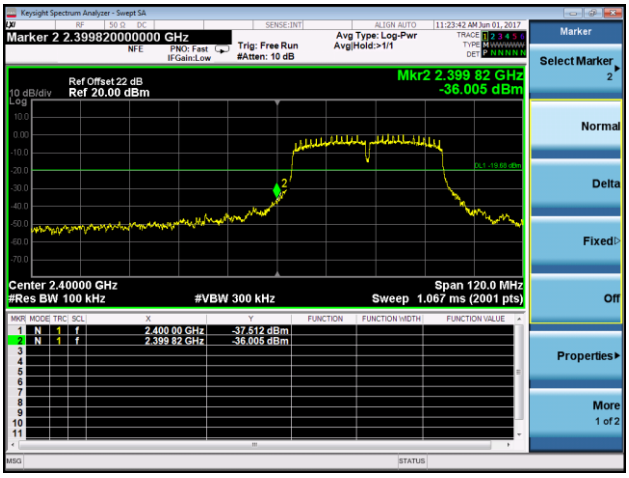

Spurious Emission	
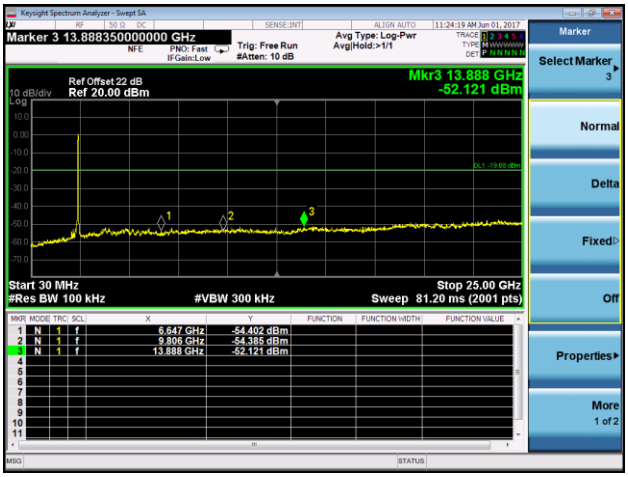	

Channel 06 (2437MHz)

100kHz PSD Reference Level	Spurious Emission
	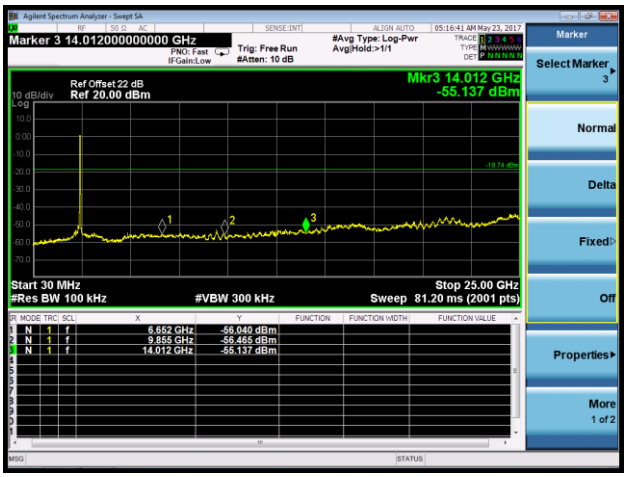

Channel 09 (2452MHz)	
100kHz PSD Reference Level	**High Band Edge**
	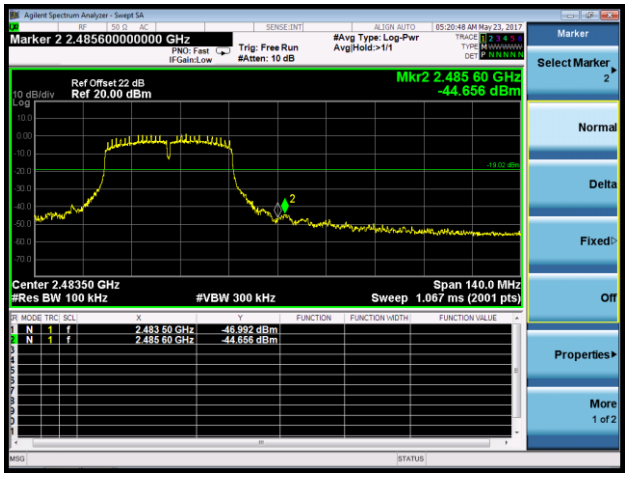
Spurious Emission	
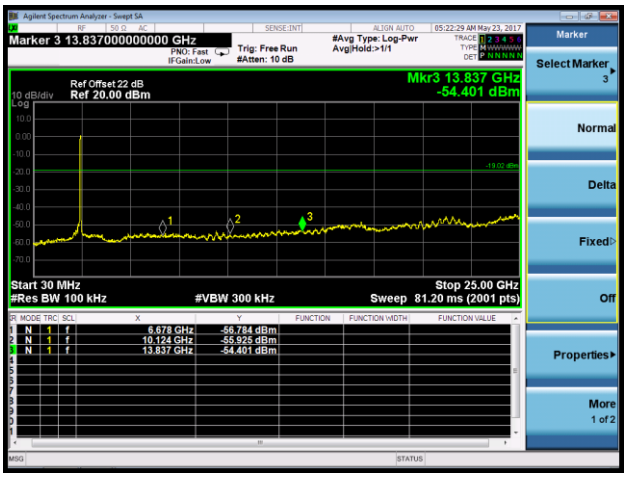	

7.6. Radiated Spurious Emission Measurement

7.6.1. Test Limit

All out of band emissions appearing in a restricted band as specified in Section 15.205 of the Title 47 CFR must not exceed the limits shown in Table per Section 15.209.

FCC Part 15 Subpart C Paragraph 15.209		
Frequency [MHz]	Field Strength [uV/m]	Measured Distance [Meters]
0.009 – 0.490	2400/F (kHz)	300
0.490 – 1.705	24000/F (kHz)	30
1.705 - 30	30	30
30 - 88	100	3
88 - 216	150	3
216 - 960	200	3
Above 960	500	3

7.6.2. Test Procedure Used

KDB 558074 D01v04 – Section 12.2.3 (quasi-peak measurements)

KDB 558074 D01v04 – Section 12.2.4 (peak power measurements)

KDB 558074 D01v04 – Section 12.2.5 (average power measurements)

7.6.3. Test Setting

Peak Field Strength Measurements per Section 12.2.4 of KDB 558074 D01v04

1. Analyzer center frequency was set to the frequency of the radiated spurious emission of interest
2. RBW = as specified in Table 1
3. VBW = 3MHz
4. Detector = peak
5. Sweep time = auto couple

6. Trace mode = max hold
7. Trace was allowed to stabilize

Table 1 - RBW as a function of frequency

Frequency	RBW
9 ~ 150 kHz	200 ~ 300 Hz
0.15 ~ 30 MHz	9 ~ 10 kHz
30 ~ 1000 MHz	100 ~ 120 kHz
> 1000 MHz	1 MHz

Average Field Strength Measurements per Section 12.2.5.3 of KDB 558074 D01v04

1. Analyzer center frequency was set to the frequency of the radiated spurious emission of interest
2. RBW = 1MHz
3. VBW ≥ 1/T
4. De As an alternative, the instrument may be set to linear detector mode. Ensure that video filtering is applied in linear voltage domain (rather than in a log or dB domain). Some instruments require linear display mode in order to accomplish this. Others have a setting for Average-VBW Type, which can be set to “Voltage” regardless of the display mode
5. Detector = Peak
6. Sweep time = auto
7. Trace mode = max hold
8. Allow max hold to run for at least 50 times (1/duty cycle) traces

7.6.4. Test Setup

9kHz ~ 30MHz Test Setup:

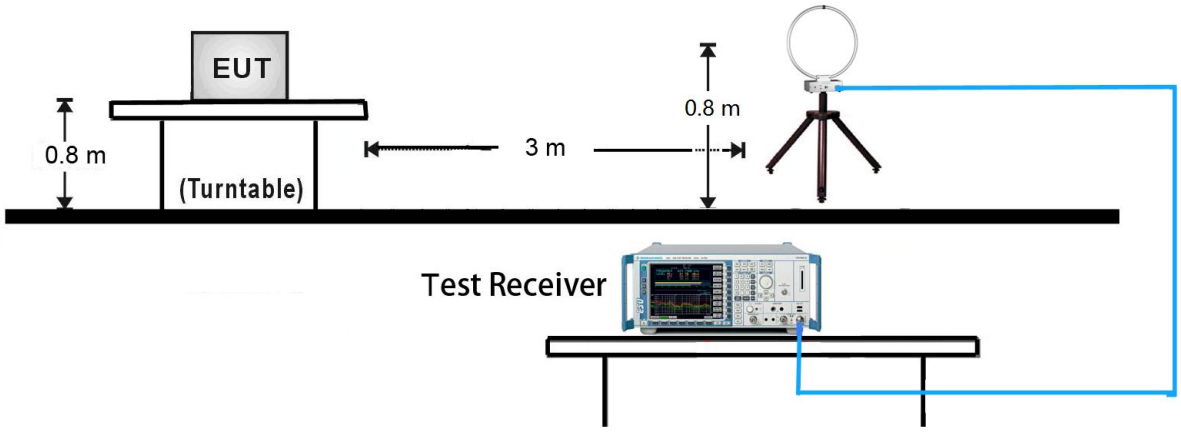

30MHz ~ 1GHz Test Setup:

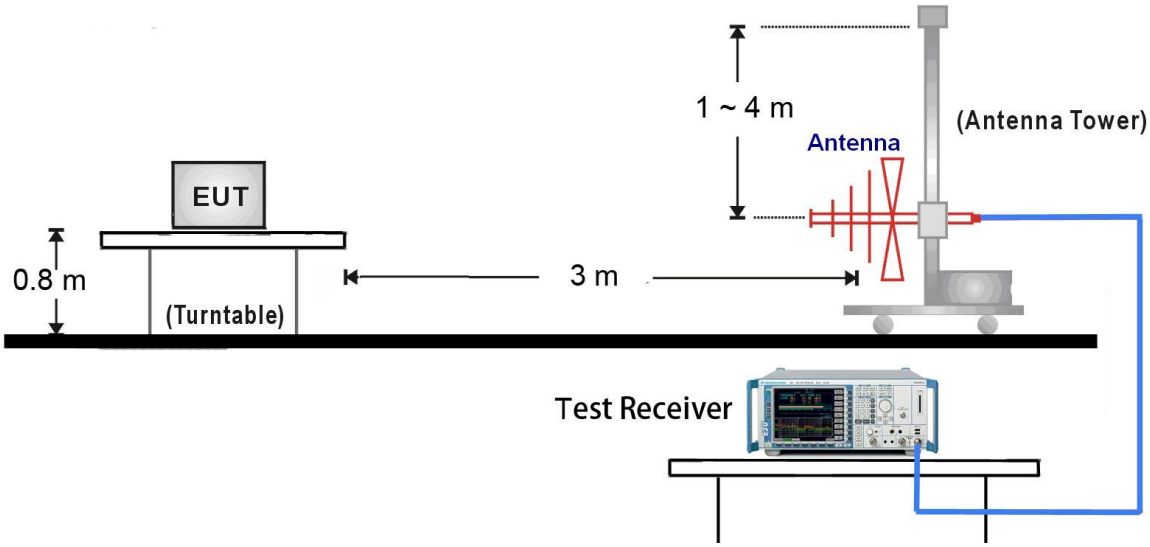

1GHz ~ 18GHz Test Setup:

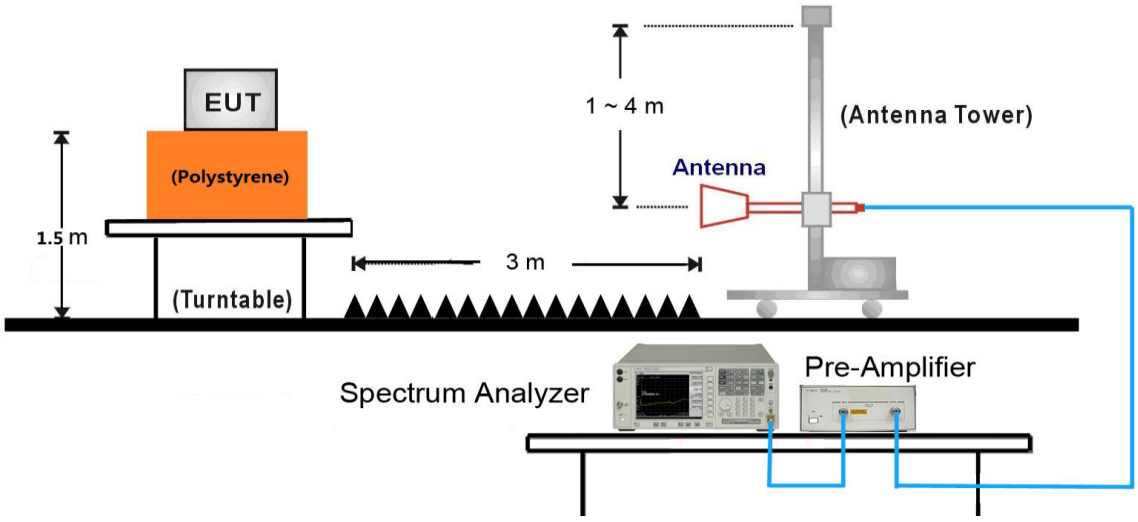

18GHz ~25GHz Test Setup:

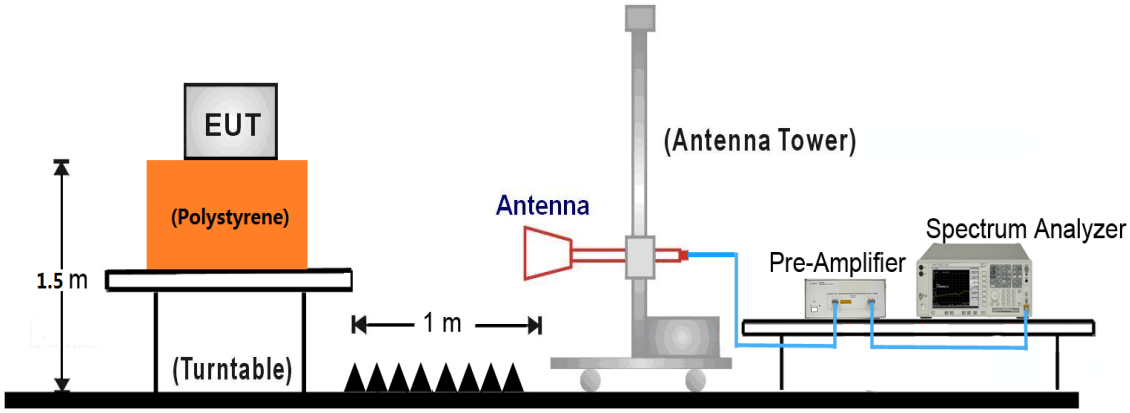

7.6.5. Test Result

Remark: There are the ambient noise within frequency range 9 kHz ~ 30 MHz and 18GHz ~ 25GHz, the permissible value is not show in the report.

Test Mode:	802.11b	Test Site:	AC1
Test Channel:	01	Test Engineer:	Bruce Wang
Remark:	1. Average measurement was not performed if peak level lower than average limit. 2. Other frequency was 20dB below limit line within 1-18GHz, there is not show in the report.		

Mark	Frequency (MHz)	Reading Level (dBμV)	Factor (dB)	Measure Level (dBμV/m)	Limit (dBμV/m)	Margin (dB)	Detector	Polarization
	3966.50	36.58	0.33	36.91	74.00	-37.09	Peak	Horizontal
	4825.00	38.25	2.70	40.95	74.00	-33.05	Peak	Horizontal
*	6491.00	34.61	5.91	40.52	85.90	-45.42	Peak	Horizontal
*	9882.50	34.36	11.59	45.95	85.90	-39.99	Peak	Horizontal
	3839.00	36.48	-0.01	36.47	74.00	-37.53	Peak	Vertical
	4825.00	38.84	2.70	41.54	74.00	-32.46	Peak	Vertical
*	6440.00	35.31	5.70	41.01	85.90	-44.93	Peak	Vertical
*	9721.00	35.60	11.07	46.67	85.90	-39.27	Peak	Vertical

Note 1: "*" is not in restricted band, its limit is 20dBc of the fundamental emission level (105.9dBμV/m).
Note 2: Measure Level (dBμV/m) = Reading Level (dBμV) + Factor (dB)
Factor (dB) = Cable Loss (dB) + Antenna Factor (dB/m) - Pre_Amplifier Gain (dB)

Test Mode:	802.11b	Test Site:	AC1
Test Channel:	06	Test Engineer:	Bruce Wang
Remark:	1. Average measurement was not performed if peak level lower than average limit. 2. Other frequency was 20dB below limit line within 1-18GHz, there is not show in the report.		

Mark	Frequency (MHz)	Reading Level (dBμV)	Factor (dB)	Measure Level (dBμV/m)	Limit (dBμV/m)	Margin (dB)	Detector	Polarization
	3898.50	35.82	0.19	36.01	74.00	-37.99	Peak	Horizontal
	4876.00	38.12	2.68	40.80	74.00	-33.20	Peak	Horizontal
*	6593.00	35.23	6.00	41.23	87.30	-46.02	Peak	Horizontal
*	9814.50	33.53	11.57	45.10	87.30	-42.15	Peak	Horizontal
	3881.50	36.05	0.13	36.18	74.00	-37.82	Peak	Vertical
	4876.00	38.56	2.68	41.24	74.00	-32.76	Peak	Vertical
*	6516.50	35.55	5.95	41.50	87.30	-45.75	Peak	Vertical
*	9721.00	34.28	11.07	45.35	87.30	-41.90	Peak	Vertical

Note 1: "*" is not in restricted band, its limit is 20dBc of the fundamental emission level (107.3dBμV/m) or FCC 15.209 which is higher.

Note 2: Measure Level (dBμV/m) = Reading Level (dBμV) + Factor (dB)

Factor (dB) = Cable Loss (dB) + Antenna Factor (dB/m) - Pre_Amplifier Gain (dB)

Test Mode:	802.11b	Test Site:	AC1
Test Channel:	11	Test Engineer:	Bruce Wang
Remark:	1. Average measurement was not performed if peak level lower than average limit. 2. Other frequency was 20dB below limit line within 1-18GHz, there is not show in the report.		

Mark	Frequency (MHz)	Reading Level (dBμV)	Factor (dB)	Measure Level (dBμV/m)	Limit (dBμV/m)	Margin (dB)	Detector	Polarization
	3924.00	36.62	0.25	36.87	74.00	-37.13	Peak	Horizontal
	4927.00	38.77	2.77	41.54	74.00	-32.46	Peak	Horizontal
*	6380.50	36.53	5.30	41.83	87.00	-45.17	Peak	Horizontal
*	9942.00	33.51	11.49	45.00	87.00	-42.00	Peak	Horizontal
	3839.00	36.59	-0.01	36.58	74.00	-37.42	Peak	Vertical
	4927.00	39.18	2.77	41.95	74.00	-32.05	Peak	Vertical
*	6652.50	36.13	5.99	42.12	87.00	-44.88	Peak	Vertical
*	9738.00	35.64	11.21	46.85	87.00	-40.15	Peak	Vertical

Note 1: "*" is not in restricted band, its limit is 20dBc of the fundamental emission level (107.0dBμV/m) or FCC 15.209 which is higher.

Note 2: Measure Level (dBμV/m) = Reading Level (dBμV) + Factor (dB)

Factor (dB) = Cable Loss (dB) + Antenna Factor (dB/m) - Pre_Amplifier Gain (dB)

Test Mode:	802.11g	Test Site:	AC1
Test Channel:	01	Test Engineer:	Bruce Wang
Remark:	1. Average measurement was not performed if peak level lower than average limit. 2. Other frequency was 20dB below limit line within 1-18GHz, there is not show in the report.		

Mark	Frequency (MHz)	Reading Level (dBμV)	Factor (dB)	Measure Level (dBμV/m)	Limit (dBμV/m)	Margin (dB)	Detector	Polarization
	3915.50	35.91	0.23	36.14	74.00	-37.86	Peak	Horizontal
	4774.00	37.13	2.64	39.77	74.00	-34.23	Peak	Horizontal
*	6516.50	36.18	5.95	42.13	86.30	-44.17	Peak	Horizontal
*	9806.00	34.60	11.52	46.12	86.30	-40.18	Peak	Horizontal
	3822.00	36.87	-0.11	36.76	74.00	-37.24	Peak	Vertical
	4816.50	35.64	2.70	38.34	74.00	-35.66	Peak	Vertical
*	6440.00	35.11	5.70	40.81	86.30	-45.49	Peak	Vertical
*	9848.50	33.99	11.61	45.60	86.30	-40.70	Peak	Vertical

Note 1: "*" is not in restricted band, its limit is 20dBc of the fundamental emission level (106.3dBμV/m) or FCC 15.209 which is higher.

Note 2: Measure Level (dBμV/m) = Reading Level (dBμV) + Factor (dB)

Factor (dB) = Cable Loss (dB) + Antenna Factor (dB/m) - Pre_Amplifier Gain (dB)

Test Mode:	802.11g	Test Site:	AC1
Test Channel:	06	Test Engineer:	Bruce Wang
Remark:	1. Average measurement was not performed if peak level lower than average limit. 2. Other frequency was 20dB below limit line within 1-18GHz, there is not show in the report.		

Mark	Frequency (MHz)	Reading Level (dBμV)	Factor (dB)	Measure Level (dBμV/m)	Limit (dBμV/m)	Margin (dB)	Detector	Polarization
	3924.00	36.66	0.25	36.91	74.00	-37.09	Peak	Horizontal
	4723.00	37.43	2.44	39.87	74.00	-34.13	Peak	Horizontal
*	6389.00	35.56	5.34	40.90	87.00	-46.10	Peak	Horizontal
*	9891.00	34.58	11.58	46.16	87.00	-40.84	Peak	Horizontal
	3754.00	37.37	-0.38	36.99	74.00	-37.01	Peak	Vertical
	4757.00	36.78	2.58	39.36	74.00	-34.64	Peak	Vertical
*	6448.50	35.37	5.73	41.10	87.00	-45.90	Peak	Vertical
*	9755.00	34.69	11.39	46.08	87.00	-40.92	Peak	Vertical

Note 1: "*" is not in restricted band, its limit is 20dBc of the fundamental emission level (107.0dBμV/m) or FCC 15.209 which is higher.

Note 2: Measure Level (dBμV/m) = Reading Level (dBμV) + Factor (dB)

Factor (dB) = Cable Loss (dB) + Antenna Factor (dB/m) - Pre_Amplifier Gain (dB)

Test Mode:	802.11g	Test Site:	AC1
Test Channel:	11	Test Engineer:	Bruce Wang
Remark:	1. Average measurement was not performed if peak level lower than average limit. 2. Other frequency was 20dB below limit line within 1-18GHz, there is not show in the report.		

Mark	Frequency (MHz)	Reading Level (dBμV)	Factor (dB)	Measure Level (dBμV/m)	Limit (dBμV/m)	Margin (dB)	Detector	Polarization
	3847.50	36.05	0.03	36.08	74.00	-37.92	Peak	Horizontal
	4757.00	36.69	2.58	39.27	74.00	-34.73	Peak	Horizontal
*	6482.50	35.53	5.86	41.39	87.00	-45.61	Peak	Horizontal
*	9891.00	35.08	11.58	46.66	87.00	-40.34	Peak	Horizontal
	3881.50	36.39	0.13	36.52	74.00	-37.48	Peak	Vertical
	4842.00	36.71	2.70	39.41	74.00	-34.59	Peak	Vertical
*	6363.50	35.17	5.22	40.39	87.00	-46.61	Peak	Vertical
*	9678.50	35.32	10.90	46.22	87.00	-40.78	Peak	Vertical

Note 1: "*" is not in restricted band, its limit is 20dBc of the fundamental emission level (107.0dBμV/m) or FCC 15.209 which is higher.

Note 2: Measure Level (dBμV/m) = Reading Level (dBμV) + Factor (dB)

Factor (dB) = Cable Loss (dB) + Antenna Factor (dB/m) - Pre_Amplifier Gain (dB)

Test Mode:	802.11n-HT20	Test Site:	AC1
Test Channel:	01	Test Engineer:	Bruce Wang
Remark:	1. Average measurement was not performed if peak level lower than average limit. 2. Other frequency was 20dB below limit line within 1-18GHz, there is not show in the report.		

Mark	Frequency (MHz)	Reading Level (dBμV)	Factor (dB)	Measure Level (dBμV/m)	Limit (dBμV/m)	Margin (dB)	Detector	Polarization
	3813.50	37.04	-0.15	36.89	74.00	-37.11	Peak	Horizontal
	4757.00	36.03	2.58	38.61	74.00	-35.39	Peak	Horizontal
*	6491.00	36.04	5.91	41.95	85.70	-43.75	Peak	Horizontal
*	9763.50	34.11	11.42	45.53	85.70	-40.17	Peak	Horizontal
	3915.50	36.22	0.23	36.45	74.00	-37.55	Peak	Vertical
	4816.50	36.33	2.70	39.03	74.00	-34.97	Peak	Vertical
*	6882.00	37.48	6.41	43.89	85.70	-41.81	Peak	Vertical
*	9857.00	34.37	11.59	45.96	85.70	-39.74	Peak	Vertical

Note 1: "*" is not in restricted band, its limit is 20dBc of the fundamental emission level (105.7dBμV/m) or FCC 15.209 which is higher.

Note 2: Measure Level (dBμV/m) = Reading Level (dBμV) + Factor (dB)

Factor (dB) = Cable Loss (dB) + Antenna Factor (dB/m) - Pre_Amplifier Gain (dB)

Test Mode:	802.11n-HT20	Test Site:	AC1
Test Channel:	06	Test Engineer:	Bruce Wang
Remark:	1. Average measurement was not performed if peak level lower than average limit. 2. Other frequency was 20dB below limit line within 1-18GHz, there is not show in the report.		

Mark	Frequency (MHz)	Reading Level (dBμV)	Factor (dB)	Measure Level (dBμV/m)	Limit (dBμV/m)	Margin (dB)	Detector	Polarization
	3881.50	36.83	0.13	36.96	74.00	-37.04	Peak	Horizontal
	4799.50	36.16	2.70	38.86	74.00	-35.14	Peak	Horizontal
*	6882.00	36.29	6.41	42.70	86.80	-44.10	Peak	Horizontal
*	9933.50	34.74	11.50	46.24	86.80	-40.56	Peak	Horizontal
	3941.00	36.74	0.27	37.01	74.00	-36.99	Peak	Vertical
	4850.50	36.21	2.68	38.89	74.00	-35.11	Peak	Vertical
*	6559.00	34.85	5.96	40.81	86.80	-45.99	Peak	Vertical
*	10401.00	33.13	12.31	45.44	86.80	-41.36	Peak	Vertical

Note 1: "*" is not in restricted band, its limit is 20dBc of the fundamental emission level (106.8dBμV/m) or FCC 15.209 which is higher.

Note 2: Measure Level (dBμV/m) = Reading Level (dBμV) + Factor (dB)

Factor (dB) = Cable Loss (dB) + Antenna Factor (dB/m) - Pre_Amplifier Gain (dB)

Test Mode:	802.11n-HT20	Test Site:	AC1
Test Channel:	11	Test Engineer:	Bruce Wang
Remark:	1. Average measurement was not performed if peak level lower than average limit. 2. Other frequency was 20dB below limit line within 1-18GHz, there is not show in the report.		

Mark	Frequency (MHz)	Reading Level (dBμV)	Factor (dB)	Measure Level (dBμV/m)	Limit (dBμV/m)	Margin (dB)	Detector	Polarization
	3907.00	35.63	0.21	35.84	74.00	-38.16	Peak	Horizontal
	4774.00	35.75	2.64	38.39	74.00	-35.61	Peak	Horizontal
*	6406.00	35.73	5.46	41.19	86.70	-45.51	Peak	Horizontal
*	9899.50	34.00	11.57	45.57	86.70	-41.13	Peak	Horizontal
	3881.50	36.46	0.13	36.59	74.00	-37.41	Peak	Vertical
	4842.00	36.06	2.70	38.76	74.00	-35.24	Peak	Vertical
*	6516.50	35.18	5.95	41.13	86.70	-45.57	Peak	Vertical
*	10044.00	35.25	11.58	46.83	86.70	-39.87	Peak	Vertical

Note 1: "*" is not in restricted band, its limit is 20dBc of the fundamental emission level (106.7dBμV/m) or FCC 15.209 which is higher.

Note 2: Measure Level (dBμV/m) = Reading Level (dBμV) + Factor (dB)

Factor (dB) = Cable Loss (dB) + Antenna Factor (dB/m) - Pre_Amplifier Gain (dB)

Test Mode:	802.11n-HT40	Test Site:	AC1
Test Channel:	03	Test Engineer:	Bruce Wang
Remark:	1. Average measurement was not performed if peak level lower than average limit. 2. Other frequency was 20dB below limit line within 1-18GHz, there is not show in the report.		

Mark	Frequency (MHz)	Reading Level (dBμV)	Factor (dB)	Measure Level (dBμV/m)	Limit (dBμV/m)	Margin (dB)	Detector	Polarization
	3711.50	39.52	-0.54	38.98	74.00	-35.02	Peak	Horizontal
	4748.50	36.45	2.54	38.99	74.00	-35.01	Peak	Horizontal
*	6440.00	35.27	5.70	40.97	82.70	-41.73	Peak	Horizontal
*	9746.50	35.89	11.30	47.19	82.70	-35.51	Peak	Horizontal
	3762.50	37.08	-0.35	36.73	74.00	-37.27	Peak	Vertical
	4731.50	36.07	2.47	38.54	74.00	-35.46	Peak	Vertical
*	6627.00	34.16	6.02	40.18	82.70	-42.52	Peak	Vertical
*	10069.50	34.04	11.50	45.54	82.70	-37.16	Peak	Vertical

Note 1: "*" is not in restricted band, its limit is 20dBc of the fundamental emission level (102.7dBμV/m) or FCC 15.209 which is higher.

Note 2: Measure Level (dBμV/m) = Reading Level (dBμV) + Factor (dB)

Factor (dB) = Cable Loss (dB) + Antenna Factor (dB/m) - Pre_Amplifier Gain (dB)

Test Mode:	802.11n-HT40	Test Site:	AC1
Test Channel:	06	Test Engineer:	Bruce Wang
Remark:	1. Average measurement was not performed if peak level lower than average limit. 2. Other frequency was 20dB below limit line within 1-18GHz, there is not show in the report.		

Mark	Frequency (MHz)	Reading Level (dBμV)	Factor (dB)	Measure Level (dBμV/m)	Limit (dBμV/m)	Margin (dB)	Detector	Polarization
	3847.50	36.79	0.03	36.82	74.00	-37.18	Peak	Horizontal
	4825.00	35.80	2.70	38.50	74.00	-35.50	Peak	Horizontal
*	6525.00	34.30	5.94	40.24	82.50	-42.26	Peak	Horizontal
*	9755.00	34.17	11.39	45.56	82.50	-36.94	Peak	Horizontal
	3881.50	35.08	0.13	35.21	74.00	-38.79	Peak	Vertical
	4833.50	34.86	2.70	37.56	74.00	-36.44	Peak	Vertical
*	6576.00	34.67	6.01	40.68	82.50	-41.82	Peak	Vertical
*	9933.50	33.98	11.50	45.48	82.50	-37.02	Peak	Vertical

Note 1: "*" is not in restricted band, its limit is 20dBc of the fundamental emission level (102.5dBμV/m) or FCC 15.209 which is higher.

Note 2: Measure Level (dBμV/m) = Reading Level (dBμV) + Factor (dB)

Factor (dB) = Cable Loss (dB) + Antenna Factor (dB/m) - Pre_Amplifier Gain (dB)

Test Mode:	802.11n-HT40	Test Site:	AC1
Test Channel:	09	Test Engineer:	Bruce Wang
Remark:	1. Average measurement was not performed if peak level lower than average limit. 2. Other frequency was 20dB below limit line within 1-18GHz, there is not show in the report.		

Mark	Frequency (MHz)	Reading Level (dBμV)	Factor (dB)	Measure Level (dBμV/m)	Limit (dBμV/m)	Margin (dB)	Detector	Polarization
	3907.00	36.96	0.21	37.17	74.00	-36.83	Peak	Horizontal
	4748.50	37.48	2.54	40.02	74.00	-33.98	Peak	Horizontal
*	6627.00	35.40	6.02	41.42	80.70	-39.28	Peak	Horizontal
*	9925.00	34.64	11.50	46.14	80.70	-34.56	Peak	Horizontal
	3813.50	36.33	-0.15	36.18	74.00	-37.82	Peak	Vertical
	4748.50	37.32	2.54	39.86	74.00	-34.14	Peak	Vertical
*	6499.50	35.49	5.95	41.44	80.70	-39.26	Peak	Vertical
*	9746.50	34.30	11.30	45.60	80.70	-35.10	Peak	Vertical

Note 1: "*" is not in restricted band, its limit is 20dBc of the fundamental emission level (100.7dBμV/m) or FCC 15.209 which is higher.

Note 2: Measure Level (dBμV/m) = Reading Level (dBμV) + Factor (dB)

Factor (dB) = Cable Loss (dB) + Antenna Factor (dB/m) - Pre_Amplifier Gain (dB)

The worst case of Radiated Emission below 1GHz:

Site: AC1	Time: 2017/05/29 - 17:05
Limit: FCC_Part15.209_RE(3m)	Engineer: Bruce Wang
Probe: VULB 9168 _20-2000MHz	Polarity: Horizontal
EUT: VR All-In-One Headset	Power: By Battery
Worse Case Mode: Transmit by 802.11n-HT20 at Channel 2462MHz	

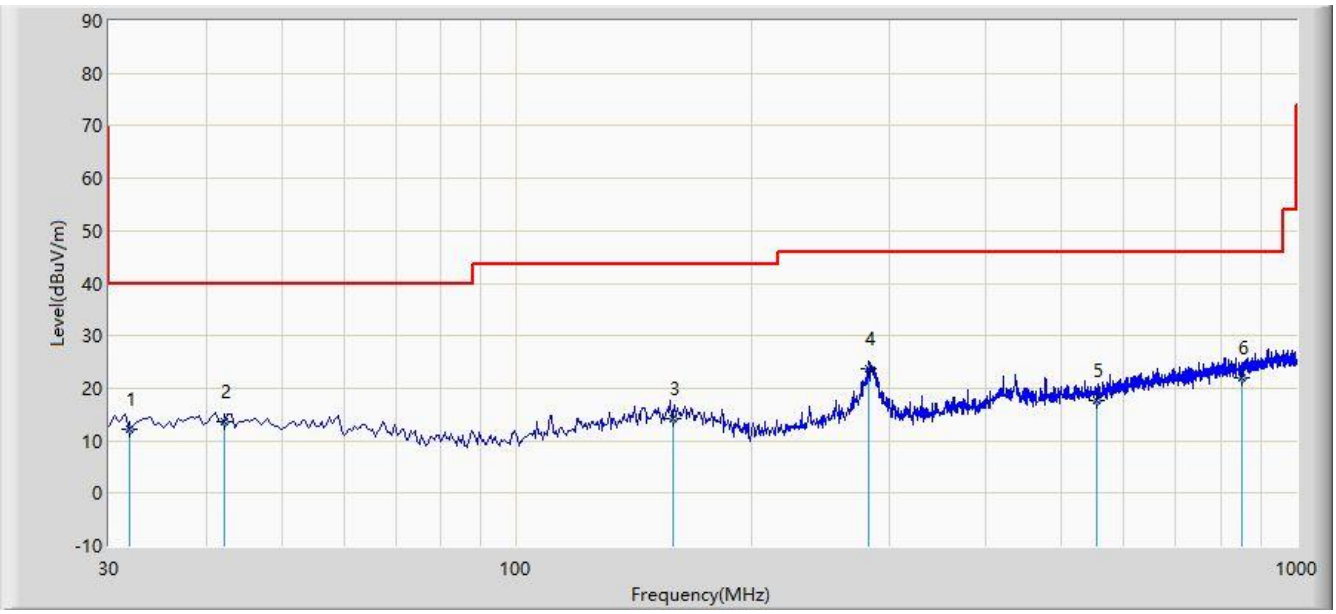

No	Flag	Mark	Frequency (MHz)	Measure Level (dBuV/m)	Reading Level (dBuV)	Over Limit (dB)	Limit (dBuV/m)	Factor (dB)	Type
1			31.940	12.153	-1.537	-27.847	40.000	13.690	QP
2			42.125	13.730	-0.661	-26.270	40.000	14.391	QP
3			159.010	14.211	-0.963	-29.289	43.500	15.174	QP
4		*	283.170	23.602	9.711	-22.398	46.000	13.891	QP
5			555.255	17.789	-1.770	-28.211	46.000	19.559	QP
6			850.620	22.123	-1.545	-23.877	46.000	23.668	QP

Note: Measure Level (dBµV/m) = Reading Level (dBµV) + Factor (dB)

Factor (dB) = Cable Loss (dB) + Antenna Factor (dB/m)

Site: AC1	Time: 2017/05/29 - 17:05
Limit: FCC_Part15.209_RE(3m)	Engineer: Bruce Wang
Probe: VULB 9168 _20-2000MHz	Polarity: Vertical
EUT: VR All-In-One Headset	Power: By Battery
Worse Case Mode: Transmit by 802.11n-HT20 at Channel 2462MHz	

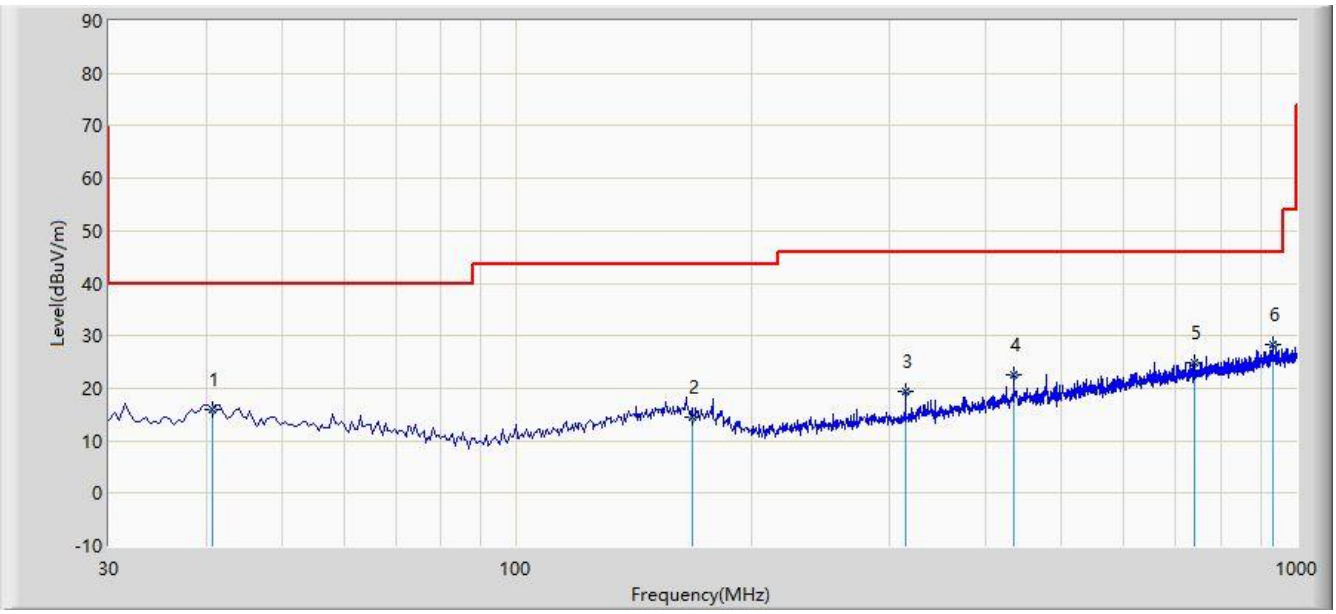

No	Flag	Mark	Frequency (MHz)	Measure Level (dBuV/m)	Reading Level (dBuV)	Over Limit (dB)	Limit (dBuV/m)	Factor (dB)	Type
1			40.670	16.061	1.584	-23.939	40.000	14.477	QP
2			168.225	14.524	0.095	-28.976	43.500	14.429	QP
3			315.180	19.517	4.799	-26.483	46.000	14.718	QP
4			434.005	22.469	5.042	-23.531	46.000	17.427	QP
5			739.555	24.949	2.359	-21.051	46.000	22.591	QP
6		*	932.585	28.206	3.435	-17.794	46.000	24.771	QP

Note: Measure Level (dBµV/m) = Reading Level (dBµV) + Factor (dB)

Factor (dB) = Cable Loss (dB) + Antenna Factor (dB/m)

7.7. Radiated Restricted Band Edge Measurement

7.7.1. Test Result

Site: AC1	Time: 2017/05/26 - 19:33
Limit: FCC_Part15.209_RE(3m)	Engineer: Bruce Wang
Probe: BBHA9120D_1-18GHz	Polarity: Horizontal
EUT: VR All-In-One Headset	Power: By Battery
Test Mode: Transmit by 802.11b at Channel 2412MHz	

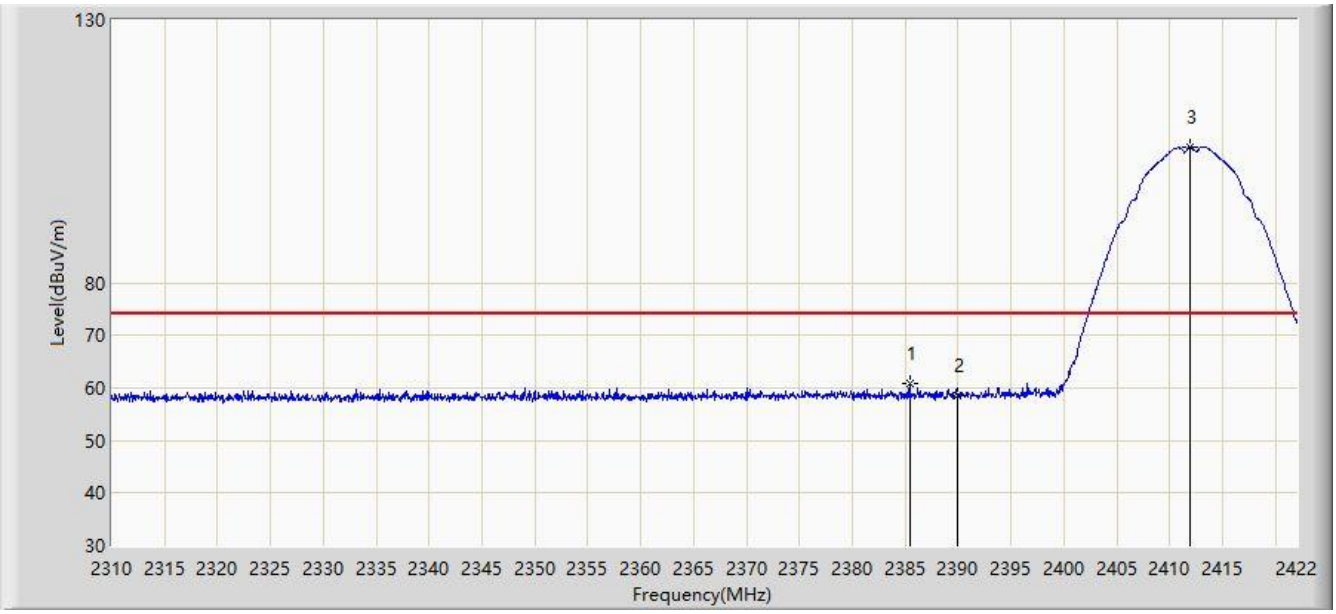

No	Flag	Mark	Frequency (MHz)	Measure Level (dBuV/m)	Reading Level (dBuV)	Over Limit (dB)	Limit (dBuV/m)	Factor (dB)	Type
1			2385.432	60.945	29.734	-13.055	74.000	31.211	PK
2			2390.000	58.615	27.412	-15.385	74.000	31.203	PK
3		*	2411.976	105.936	74.766	N/A	N/A	31.170	PK

Note: Measure Level (dBμV/m) = Reading Level (dBμV) + Factor (dB)

Factor (dB) = Cable Loss (dB) + Antenna Factor (dB/m)

Site: AC1	Time: 2017/05/26 - 19:52
Limit: FCC_Part15.209_RE(3m)	Engineer: Bruce Wang
Probe: BBHA9120D_1-18GHz	Polarity: Horizontal
EUT: VR All-In-One Headset	Power: By Battery
Test Mode: Transmit by 802.11b at Channel 2412MHz	

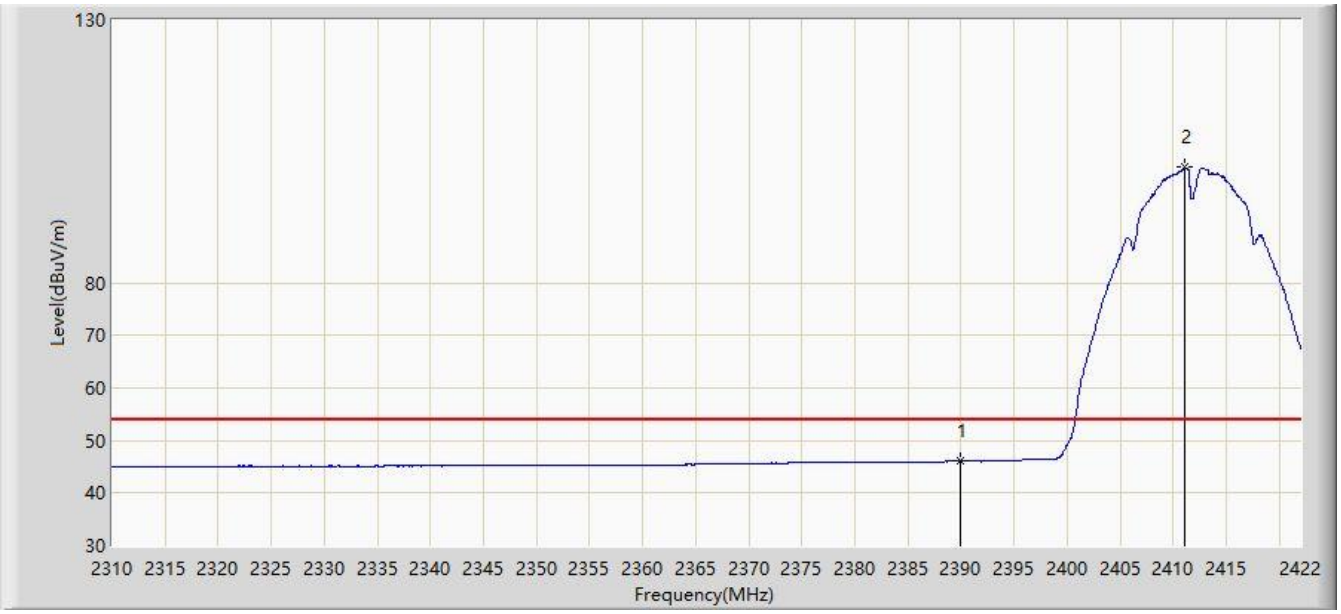

No	Flag	Mark	Frequency (MHz)	Measure Level (dBuV/m)	Reading Level (dBuV)	Over Limit (dB)	Limit (dBuV/m)	Factor (dB)	Type
1			2390.000	46.148	14.945	-7.852	54.000	31.203	AV
2		*	2411.136	101.917	70.746	N/A	N/A	31.171	AV

Note: Measure Level (dBµV/m) = Reading Level (dBµV) + Factor (dB)

Factor (dB) = Cable Loss (dB) + Antenna Factor (dB/m)

Site: AC1	Time: 2017/05/26 - 19:52
Limit: FCC_Part15.209_RE(3m)	Engineer: Bruce Wang
Probe: BBHA9120D_1-18GHz	Polarity: Vertical
EUT: VR All-In-One Headset	Power: By Battery
Test Mode: Transmit by 802.11b at Channel 2412MHz	

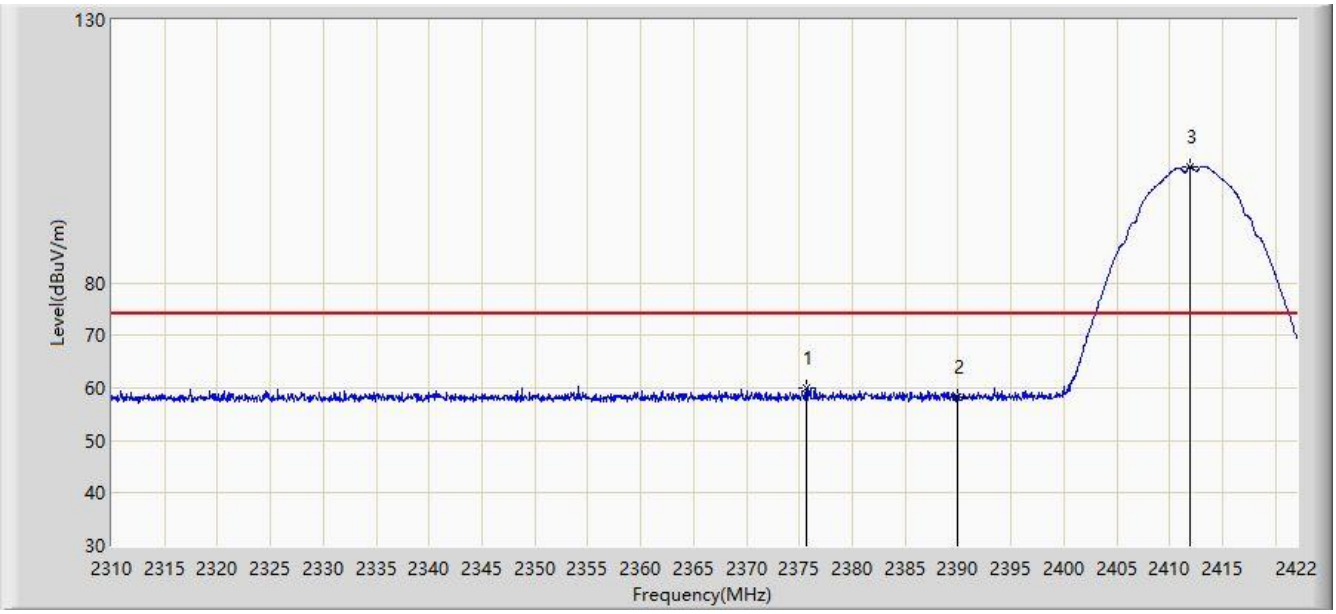

No	Flag	Mark	Frequency (MHz)	Measure Level (dBuV/m)	Reading Level (dBuV)	Over Limit (dB)	Limit (dBuV/m)	Factor (dB)	Type
1			2375.632	59.838	28.609	-14.162	74.000	31.229	PK
2			2390.000	58.169	26.966	-15.831	74.000	31.203	PK
3		*	2411.864	102.094	70.924	N/A	N/A	31.170	PK

Note: Measure Level (dBμV/m) = Reading Level (dBμV) + Factor (dB)

Factor (dB) = Cable Loss (dB) + Antenna Factor (dB/m)

Site: AC1	Time: 2017/05/26 - 19:55
Limit: FCC_Part15.209_RE(3m)	Engineer: Bruce Wang
Probe: BBHA9120D_1-18GHz	Polarity: Vertical
EUT: VR All-In-One Headset	Power: By Battery
Test Mode: Transmit by 802.11b at Channel 2412MHz	

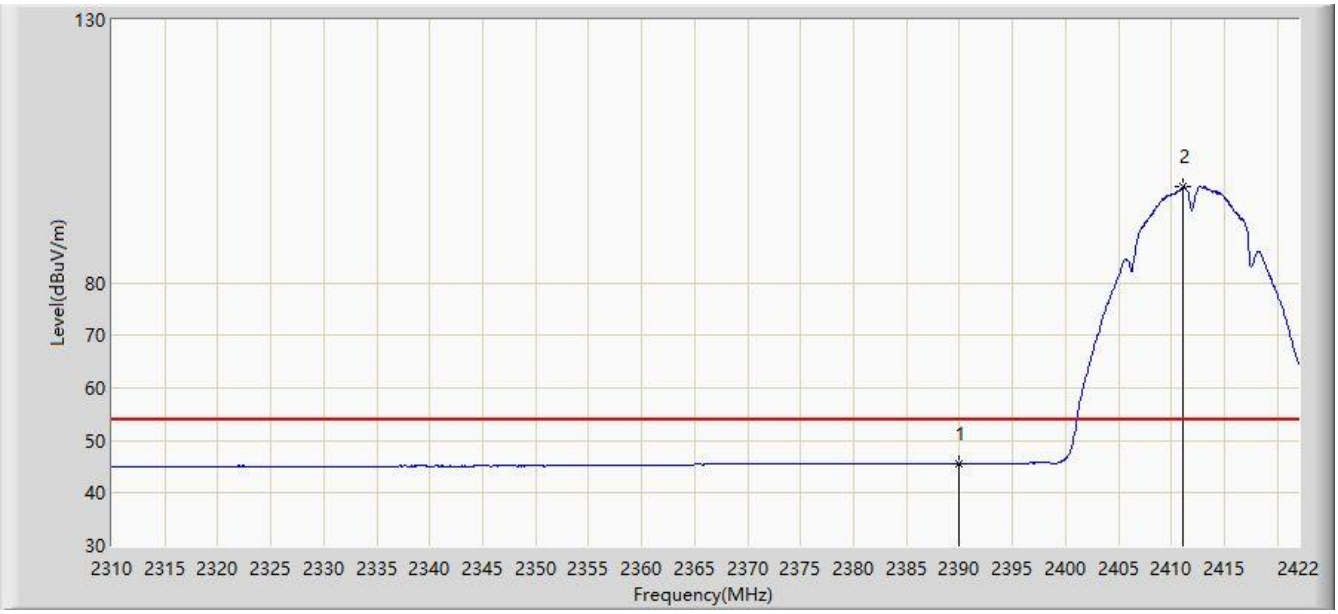

No	Flag	Mark	Frequency (MHz)	Measure Level (dBuV/m)	Reading Level (dBuV)	Over Limit (dB)	Limit (dBuV/m)	Factor (dB)	Type
1			2390.000	45.568	14.365	-8.432	54.000	31.203	AV
2		*	2411.080	98.245	67.074	N/A	N/A	31.171	AV

Note: Measure Level (dBµV/m) = Reading Level (dBµV) + Factor (dB)

Factor (dB) = Cable Loss (dB) + Antenna Factor (dB/m)

Site: AC1	Time: 2017/05/26 - 19:57
Limit: FCC_Part15.209_RE(3m)	Engineer: Bruce Wang
Probe: BBHA9120D_1-18GHz	Polarity: Horizontal
EUT: VR All-In-One Headset	Power: By Battery
Test Mode: Transmit by 802.11b at Channel 2462MHz	

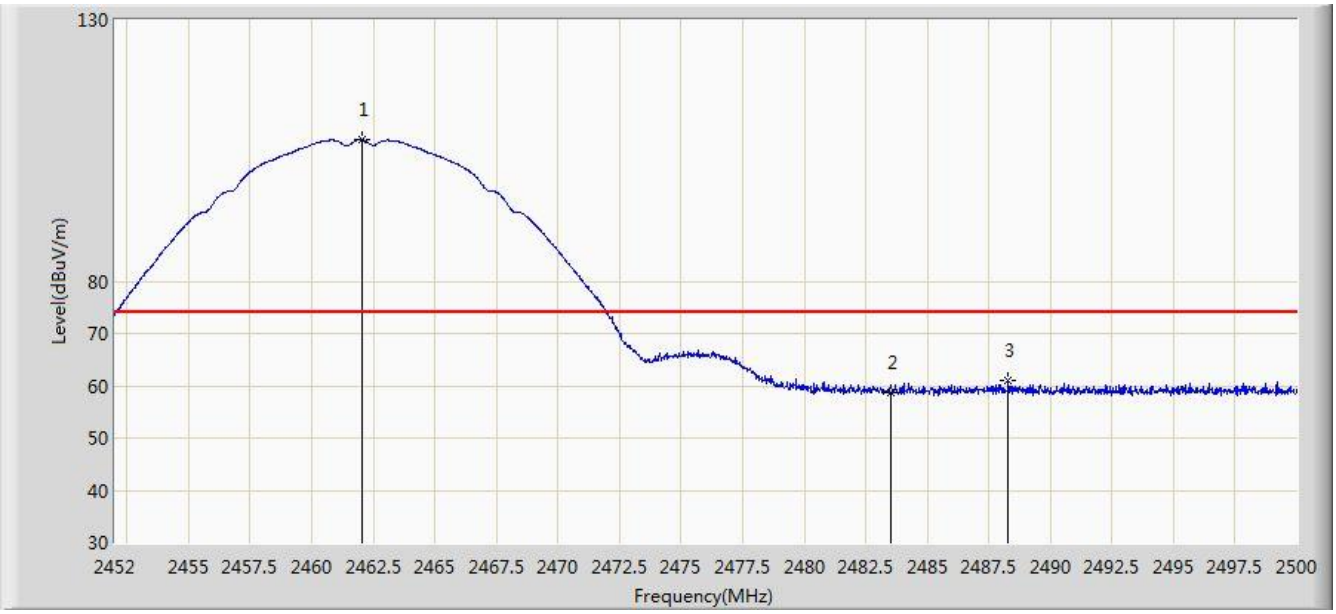

No	Flag	Mark	Frequency (MHz)	Measure Level (dBuV/m)	Reading Level (dBuV)	Over Limit (dB)	Limit (dBuV/m)	Factor (dB)	Type
1		*	2462.056	107.036	75.901	N/A	N/A	31.135	PK
2			2483.500	58.667	27.474	-15.333	74.000	31.194	PK
3			2488.288	61.016	29.810	-12.984	74.000	31.206	PK

Note: Measure Level (dBμV/m) = Reading Level (dBμV) + Factor (dB)

Factor (dB) = Cable Loss (dB) + Antenna Factor (dB/m)

Site: AC1	Time: 2017/05/26 - 20:01
Limit: FCC_Part15.209_RE(3m)	Engineer: Bruce Wang
Probe: BBHA9120D_1-18GHz	Polarity: Horizontal
EUT: VR All-In-One Headset	Power: By Battery
Test Mode: Transmit by 802.11b at Channel 2462MHz	

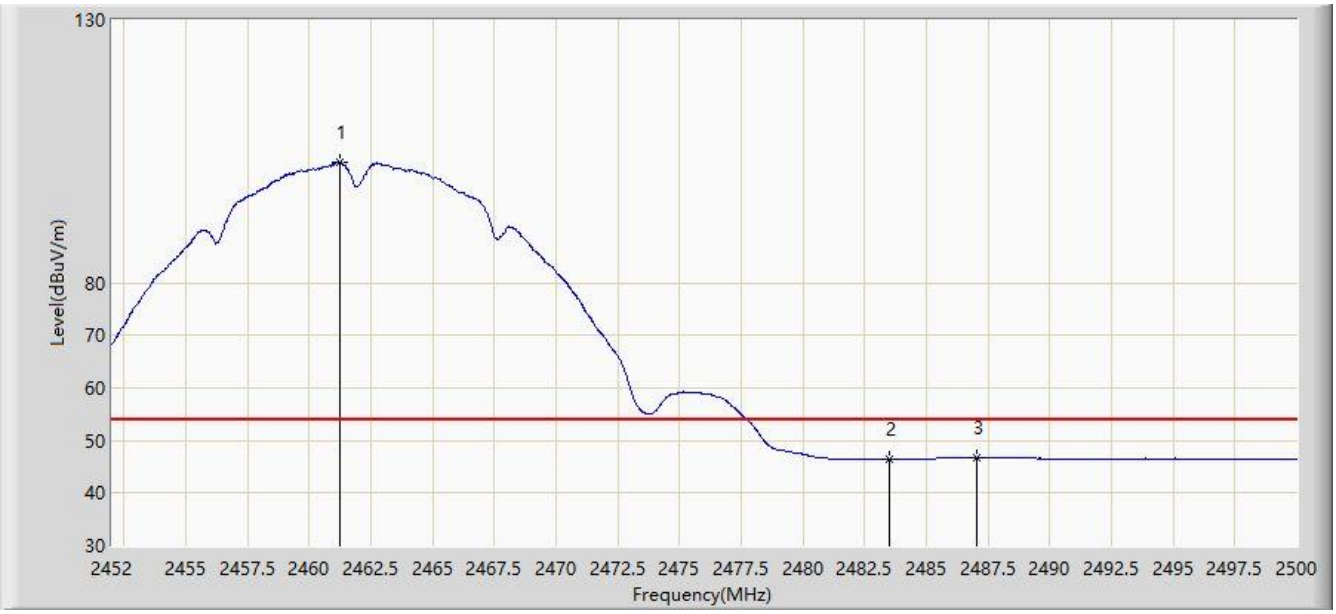

No	Flag	Mark	Frequency (MHz)	Measure Level (dBuV/m)	Reading Level (dBuV)	Over Limit (dB)	Limit (dBuV/m)	Factor (dB)	Type
1		*	2461.240	102.865	71.731	N/A	N/A	31.134	AV
2			2483.500	46.499	15.306	-7.501	54.000	31.194	AV
3			2487.064	46.716	15.513	-7.284	54.000	31.203	AV

Note: Measure Level (dBμV/m) = Reading Level (dBμV) + Factor (dB)

Factor (dB) = Cable Loss (dB) + Antenna Factor (dB/m)

Site: AC1	Time: 2017/05/26 - 20:02
Limit: FCC_Part15.209_RE(3m)	Engineer: Bruce Wang
Probe: BBHA9120D_1-18GHz	Polarity: Vertical
EUT: VR All-In-One Headset	Power: By Battery
Test Mode: Transmit by 802.11b at Channel 2462MHz	

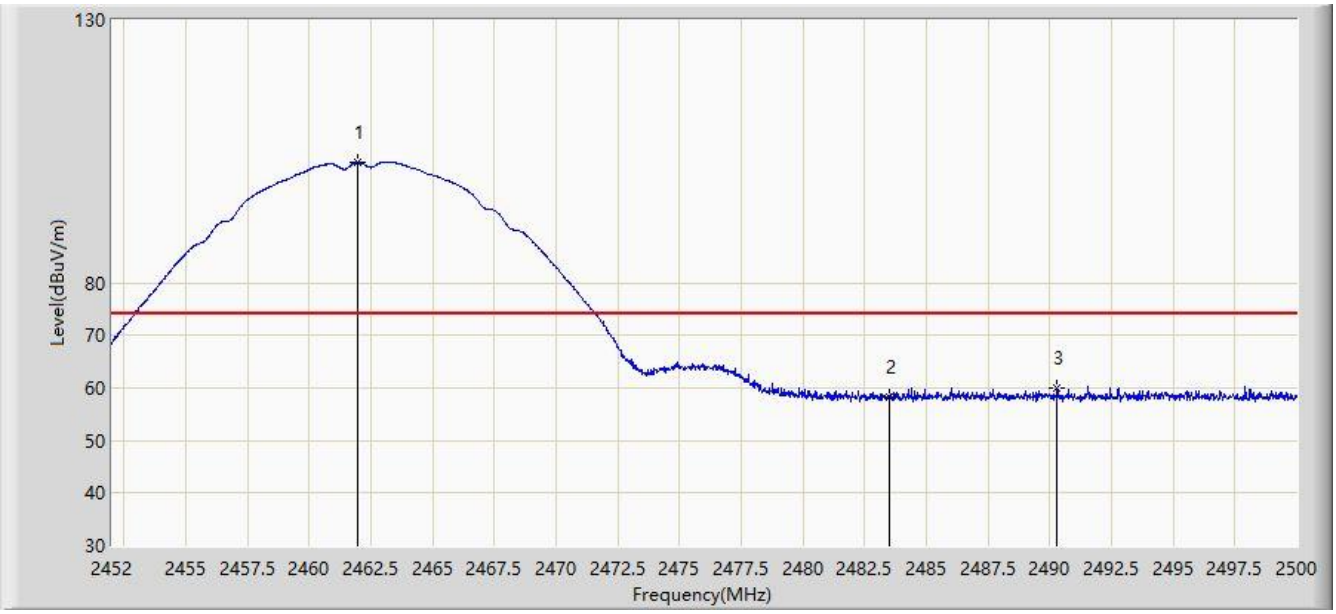

No	Flag	Mark	Frequency (MHz)	Measure Level (dBuV/m)	Reading Level (dBuV)	Over Limit (dB)	Limit (dBuV/m)	Factor (dB)	Type
1		*	2461.984	102.832	71.697	N/A	N/A	31.135	PK
2			2483.500	58.104	26.911	-15.896	74.000	31.194	PK
3			2490.304	60.095	28.884	-13.905	74.000	31.211	PK

Note: Measure Level (dBμV/m) = Reading Level (dBμV) + Factor (dB)

Factor (dB) = Cable Loss (dB) + Antenna Factor (dB/m)

Site: AC1	Time: 2017/05/26 - 20:03
Limit: FCC_Part15.209_RE(3m)	Engineer: Bruce Wang
Probe: BBHA9120D_1-18GHz	Polarity: Vertical
EUT: VR All-In-One Headset	Power: By Battery
Test Mode: Transmit by 802.11b at Channel 2462MHz	

No	Flag	Mark	Frequency (MHz)	Measure Level (dBuV/m)	Reading Level (dBuV)	Over Limit (dB)	Limit (dBuV/m)	Factor (dB)	Type
1		*	2461.168	99.238	68.104	N/A	N/A	31.134	AV
2			2483.500	45.869	14.676	-8.131	54.000	31.194	AV

Note: Measure Level (dBµV/m) = Reading Level (dBµV) + Factor (dB)

Factor (dB) = Cable Loss (dB) + Antenna Factor (dB/m)

Site: AC1	Time: 2017/05/26 - 20:04
Limit: FCC_Part15.209_RE(3m)	Engineer: Bruce Wang
Probe: BBHA9120D_1-18GHz	Polarity: Horizontal
EUT: VR All-In-One Headset	Power: By Battery
Test Mode: Transmit by 802.11g at Channel 2412MHz	

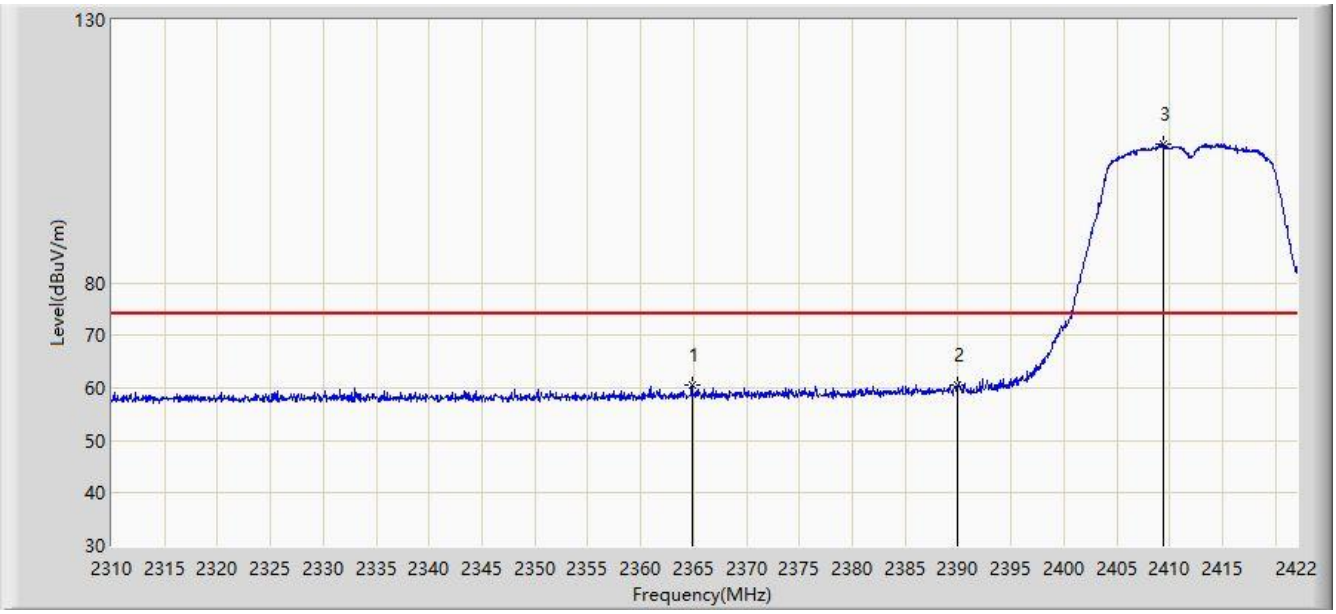

No	Flag	Mark	Frequency (MHz)	Measure Level (dBuV/m)	Reading Level (dBuV)	Over Limit (dB)	Limit (dBuV/m)	Factor (dB)	Type
1			2364.824	60.455	29.205	-13.545	74.000	31.249	PK
2			2390.000	60.543	29.340	-13.457	74.000	31.203	PK
3		*	2409.344	106.282	75.108	N/A	N/A	31.173	PK

Note: Measure Level (dBμV/m) = Reading Level (dBμV) + Factor (dB)

Factor (dB) = Cable Loss (dB) + Antenna Factor (dB/m)

Site: AC1	Time: 2017/05/26 - 20:06
Limit: FCC_Part15.209_RE(3m)	Engineer: Bruce Wang
Probe: BBHA9120D_1-18GHz	Polarity: Horizontal
EUT: VR All-In-One Headset	Power: By Battery
Test Mode: Transmit by 802.11g at Channel 2412MHz	

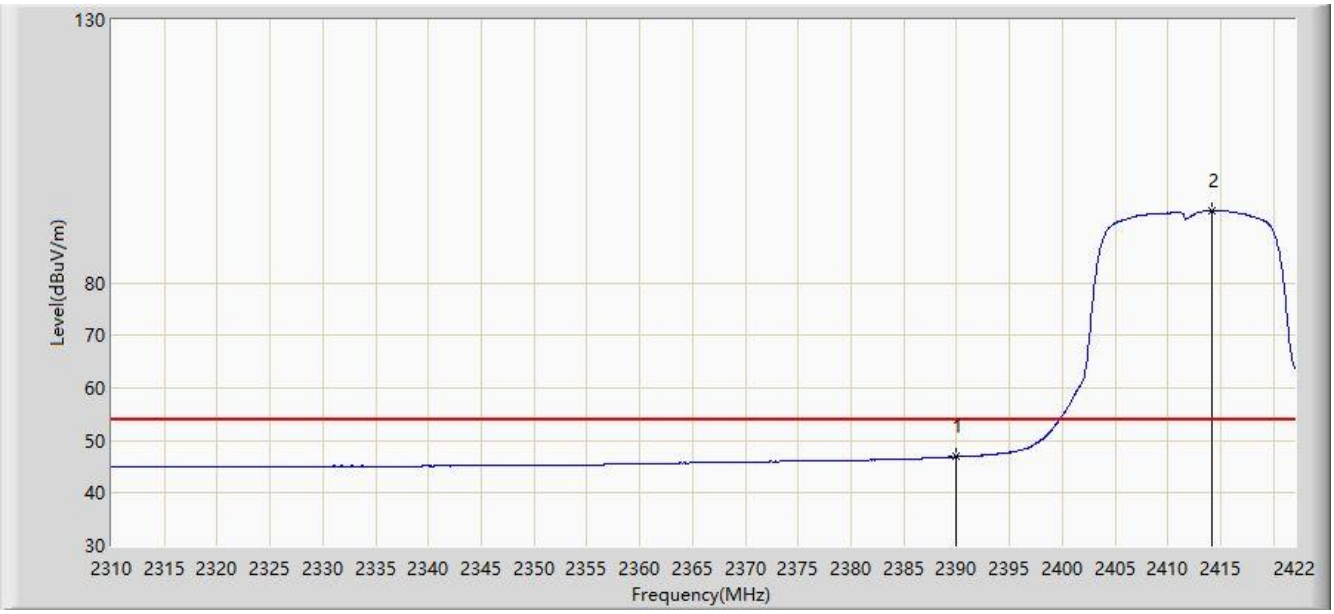

No	Flag	Mark	Frequency (MHz)	Measure Level (dBuV/m)	Reading Level (dBuV)	Over Limit (dB)	Limit (dBuV/m)	Factor (dB)	Type
1			2390.000	46.901	15.698	-7.099	54.000	31.203	AV
2		*	2414.104	93.641	62.475	N/A	N/A	31.166	AV

Note: Measure Level (dBµV/m) = Reading Level (dBµV) + Factor (dB)

Factor (dB) = Cable Loss (dB) + Antenna Factor (dB/m)

Site: AC1	Time: 2017/05/26 - 20:07
Limit: FCC_Part15.209_RE(3m)	Engineer: Bruce Wang
Probe: BBHA9120D_1-18GHz	Polarity: Vertical
EUT: VR All-In-One Headset	Power: By Battery
Test Mode: Transmit by 802.11g at Channel 2412MHz	

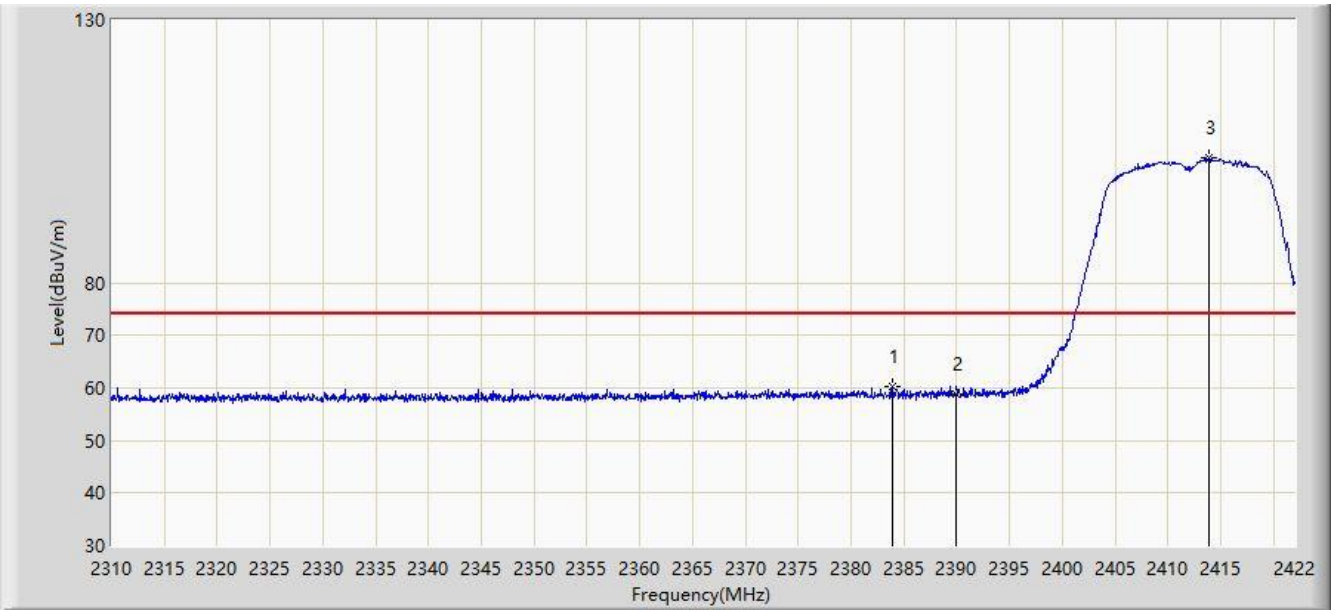

No	Flag	Mark	Frequency (MHz)	Measure Level (dBuV/m)	Reading Level (dBuV)	Over Limit (dB)	Limit (dBuV/m)	Factor (dB)	Type
1			2383.920	60.129	28.915	-13.871	74.000	31.214	PK
2			2390.000	58.785	27.582	-15.215	74.000	31.203	PK
3		*	2413.880	103.860	72.694	N/A	N/A	31.166	PK

Note: Measure Level (dBμV/m) = Reading Level (dBμV) + Factor (dB)

Factor (dB) = Cable Loss (dB) + Antenna Factor (dB/m)

Site: AC1	Time: 2017/05/26 - 20:10
Limit: FCC_Part15.209_RE(3m)	Engineer: Bruce Wang
Probe: BBHA9120D_1-18GHz	Polarity: Vertical
EUT: VR All-In-One Headset	Power: By Battery
Test Mode: Transmit by 802.11g at Channel 2412MHz	

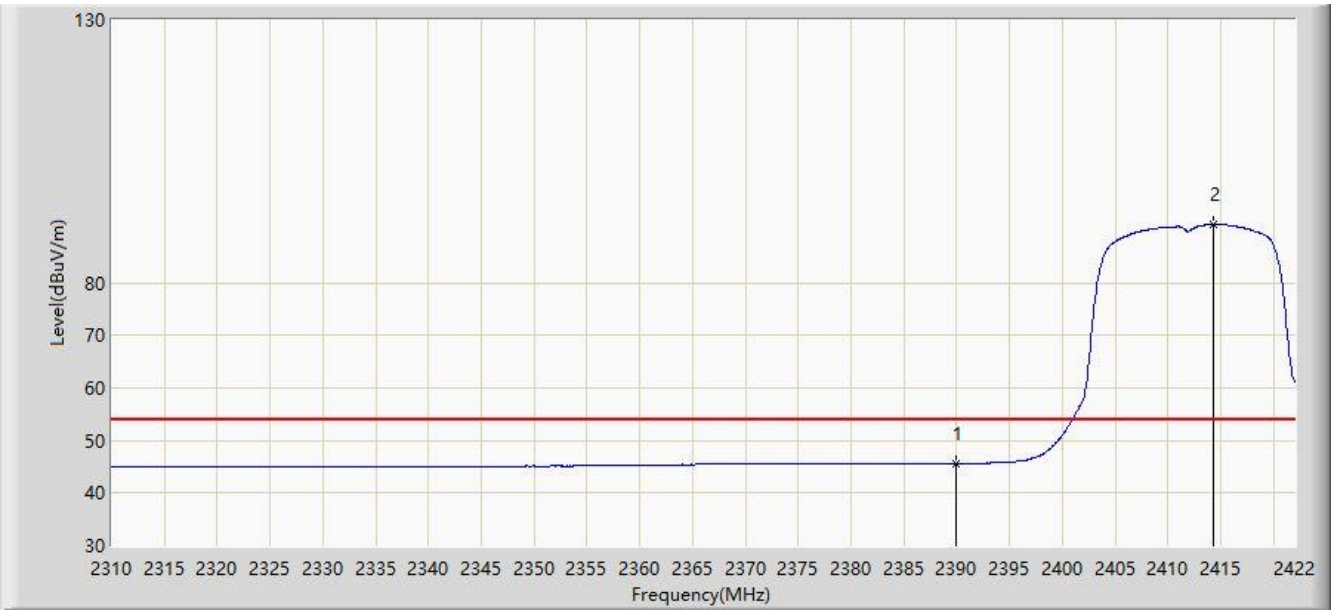

No	Flag	Mark	Frequency (MHz)	Measure Level (dBuV/m)	Reading Level (dBuV)	Over Limit (dB)	Limit (dBuV/m)	Factor (dB)	Type
1			2390.000	45.581	14.378	-8.419	54.000	31.203	AV
2		*	2414.272	91.072	59.906	N/A	N/A	31.166	AV

Note: Measure Level (dBµV/m) = Reading Level (dBµV) + Factor (dB)

Factor (dB) = Cable Loss (dB) + Antenna Factor (dB/m)

Site: AC1	Time: 2017/05/26 - 20:11
Limit: FCC_Part15.209_RE(3m)	Engineer: Bruce Wang
Probe: BBHA9120D_1-18GHz	Polarity: Horizontal
EUT: VR All-In-One Headset	Power: By Battery
Test Mode: Transmit by 802.11g at Channel 2462MHz	

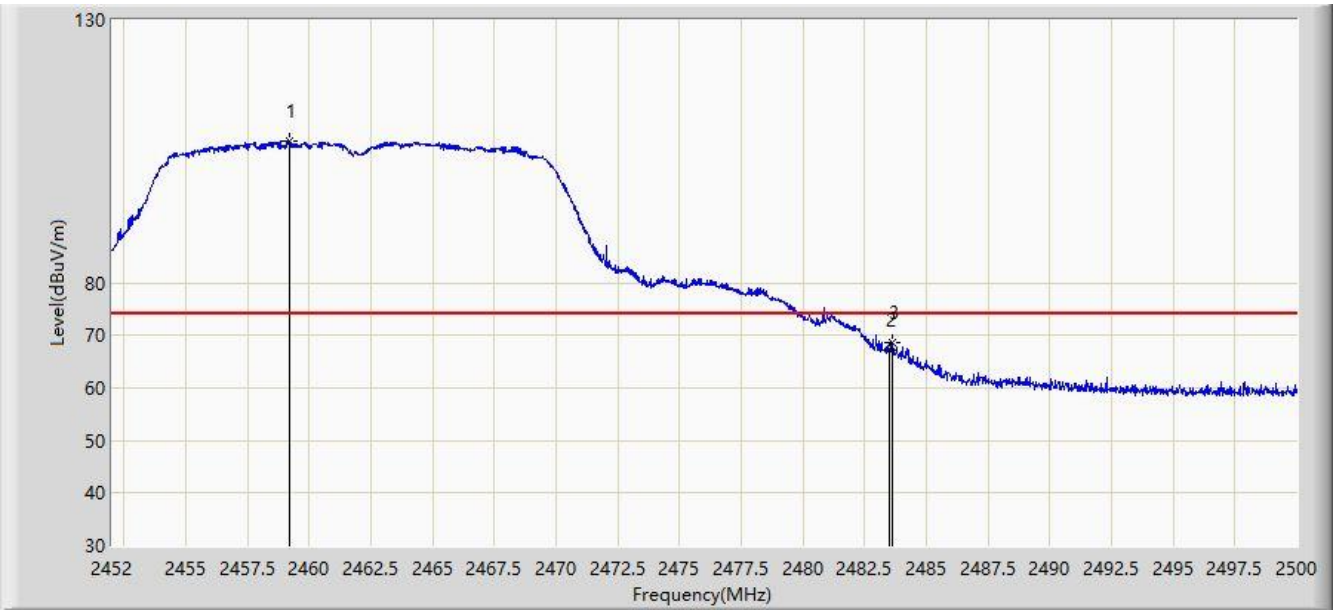

No	Flag	Mark	Frequency (MHz)	Measure Level (dBuV/m)	Reading Level (dBuV)	Over Limit (dB)	Limit (dBuV/m)	Factor (dB)	Type
1		*	2459.224	106.981	75.851	N/A	N/A	31.131	PK
2			2483.500	67.265	36.072	-6.735	74.000	31.194	PK
3			2483.632	68.711	37.517	-5.289	74.000	31.194	PK

Note: Measure Level (dBμV/m) = Reading Level (dBμV) + Factor (dB)

Factor (dB) = Cable Loss (dB) + Antenna Factor (dB/m)

Site: AC1	Time: 2017/05/26 - 20:13
Limit: FCC_Part15.209_RE(3m)	Engineer: Bruce Wang
Probe: BBHA9120D_1-18GHz	Polarity: Horizontal
EUT: VR All-In-One Headset	Power: By Battery
Test Mode: Transmit by 802.11g at Channel 2462MHz	

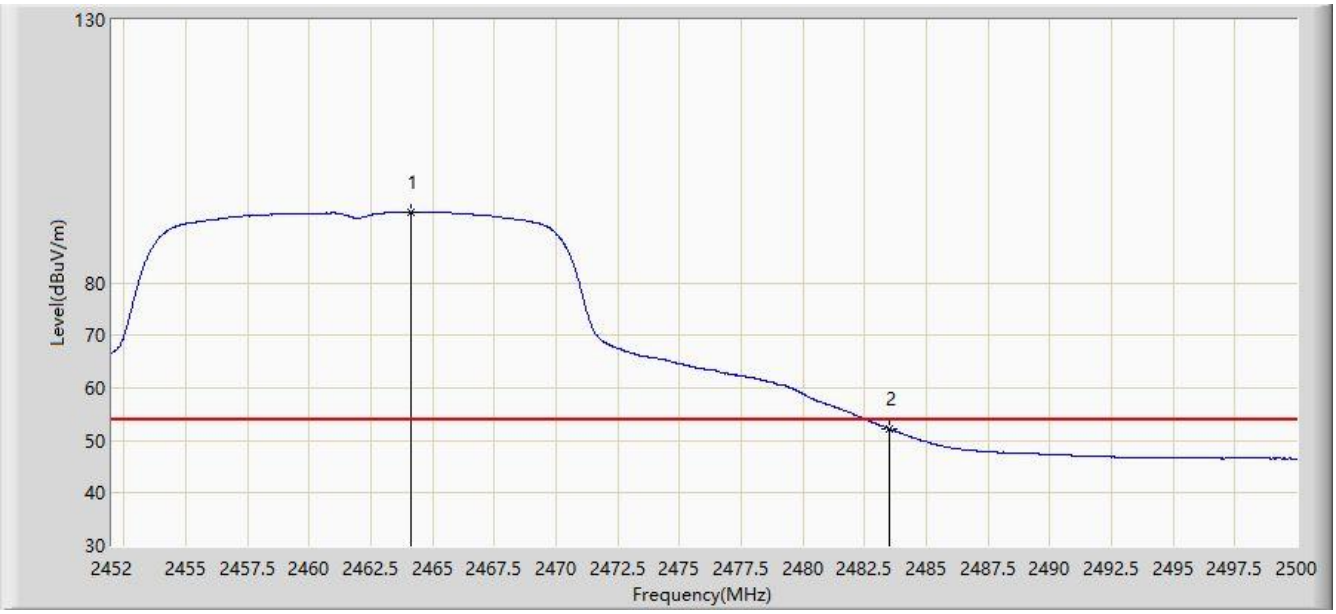

No	Flag	Mark	Frequency (MHz)	Measure Level (dBuV/m)	Reading Level (dBuV)	Over Limit (dB)	Limit (dBuV/m)	Factor (dB)	Type
1		*	2464.144	93.392	62.252	N/A	N/A	31.140	AV
2			2483.500	52.157	20.964	-1.843	54.000	31.194	AV

Note: Measure Level (dBµV/m) = Reading Level (dBµV) + Factor (dB)

Factor (dB) = Cable Loss (dB) + Antenna Factor (dB/m)

Site: AC1	Time: 2017/05/26 - 20:13
Limit: FCC_Part15.209_RE(3m)	Engineer: Bruce Wang
Probe: BBHA9120D_1-18GHz	Polarity: Vertical
EUT: VR All-In-One Headset	Power: By Battery
Test Mode: Transmit by 802.11g at Channel 2462MHz	

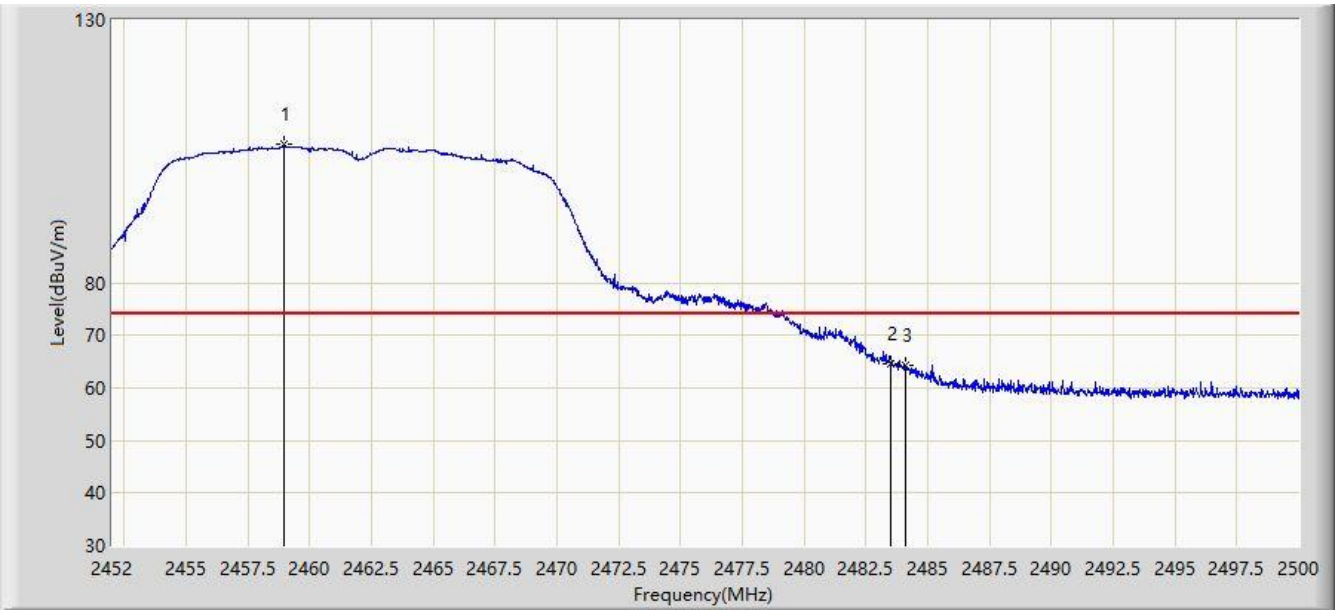

No	Flag	Mark	Frequency (MHz)	Measure Level (dBuV/m)	Reading Level (dBuV)	Over Limit (dB)	Limit (dBuV/m)	Factor (dB)	Type
1		*	2458.984	106.350	75.220	N/A	N/A	31.130	PK
2			2483.500	64.476	33.283	-9.524	74.000	31.194	PK
3			2484.112	64.322	33.127	-9.678	74.000	31.195	PK

Note: Measure Level (dBμV/m) = Reading Level (dBμV) + Factor (dB)

Factor (dB) = Cable Loss (dB) + Antenna Factor (dB/m)

Site: AC1	Time: 2017/05/26 - 20:14
Limit: FCC_Part15.209_RE(3m)	Engineer: Bruce Wang
Probe: BBHA9120D_1-18GHz	Polarity: Vertical
EUT: VR All-In-One Headset	Power: By Battery
Test Mode: Transmit by 802.11g at Channel 2462MHz	

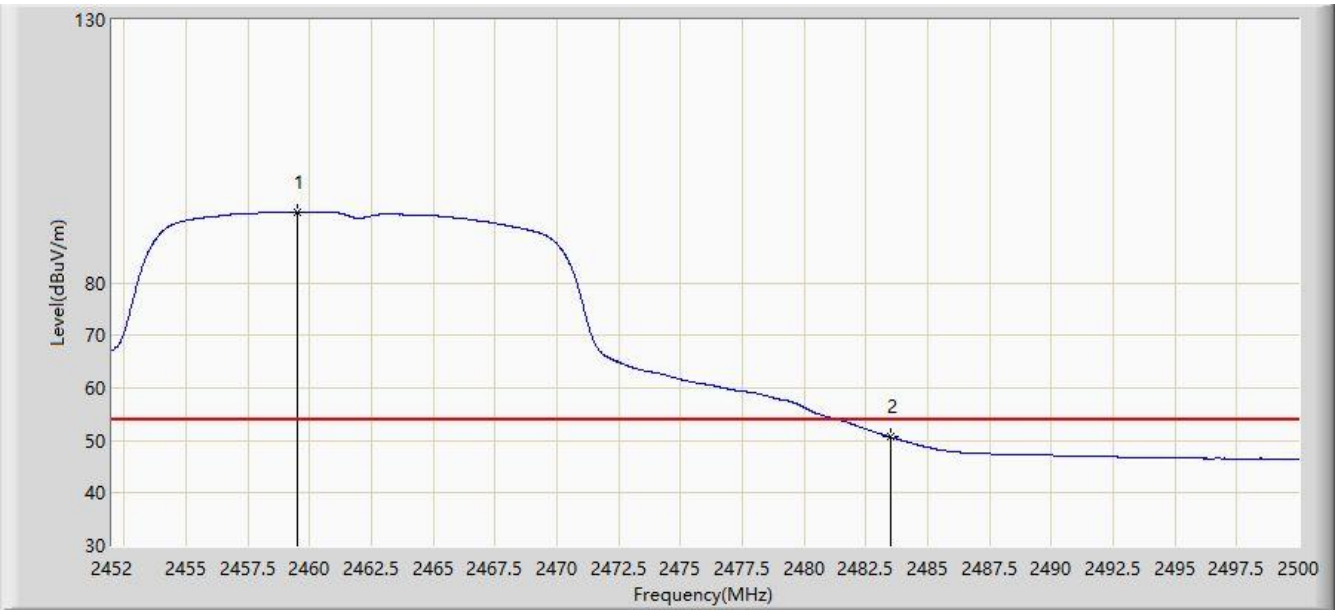

No	Flag	Mark	Frequency (MHz)	Measure Level (dBuV/m)	Reading Level (dBuV)	Over Limit (dB)	Limit (dBuV/m)	Factor (dB)	Type
1		*	2459.512	93.421	62.290	N/A	N/A	31.131	AV
2			2483.500	50.661	19.468	-3.339	54.000	31.194	AV

Note: Measure Level (dBµV/m) = Reading Level (dBµV) + Factor (dB)

Factor (dB) = Cable Loss (dB) + Antenna Factor (dB/m)

Site: AC1	Time: 2017/05/26 - 20:15
Limit: FCC_Part15.209_RE(3m)	Engineer: Bruce Wang
Probe: BBHA9120D_1-18GHz	Polarity: Horizontal
EUT: VR All-In-One Headset	Power: By Battery
Test Mode: Transmit by 802.11n-HT20 at Channel 2412MHz	

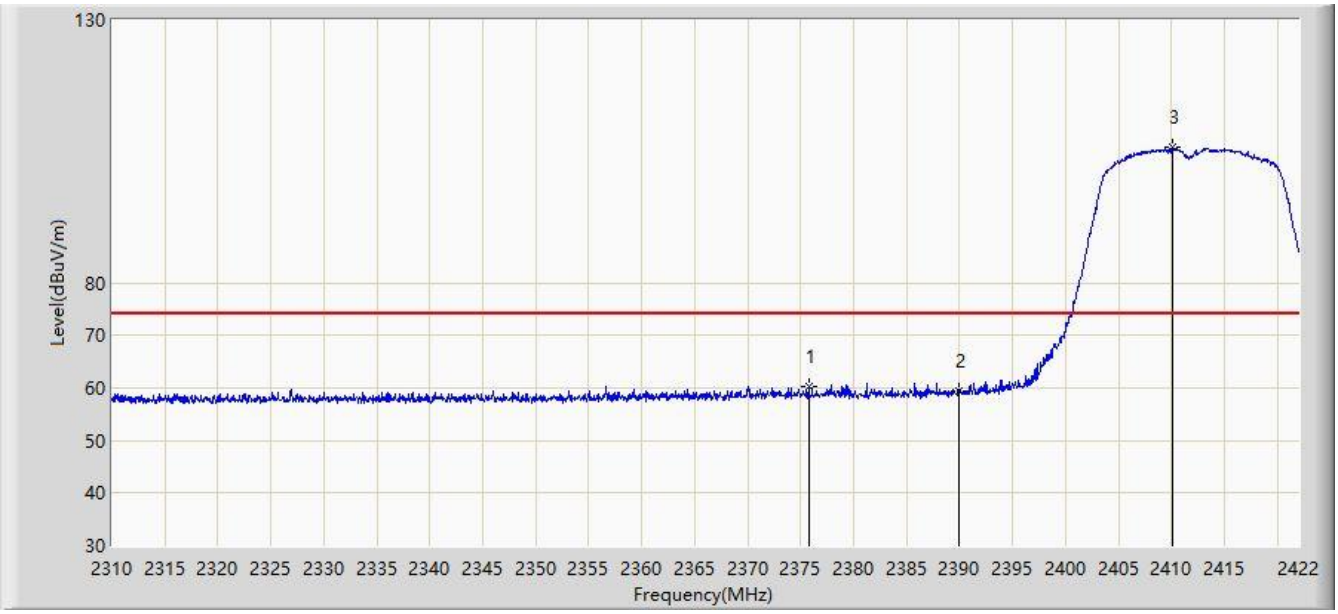

No	Flag	Mark	Frequency (MHz)	Measure Level (dBuV/m)	Reading Level (dBuV)	Over Limit (dB)	Limit (dBuV/m)	Factor (dB)	Type
1			2375.800	60.293	29.064	-13.707	74.000	31.229	PK
2			2390.000	59.316	28.113	-14.684	74.000	31.203	PK
3		*	2410.072	105.658	74.485	N/A	N/A	31.173	PK

Note: Measure Level (dBμV/m) = Reading Level (dBμV) + Factor (dB)

Factor (dB) = Cable Loss (dB) + Antenna Factor (dB/m)

Site: AC1	Time: 2017/05/26 - 20:17
Limit: FCC_Part15.209_RE(3m)	Engineer: Bruce Wang
Probe: BBHA9120D_1-18GHz	Polarity: Horizontal
EUT: VR All-In-One Headset	Power: By Battery
Test Mode: Transmit by 802.11n-HT20 at Channel 2412MHz	

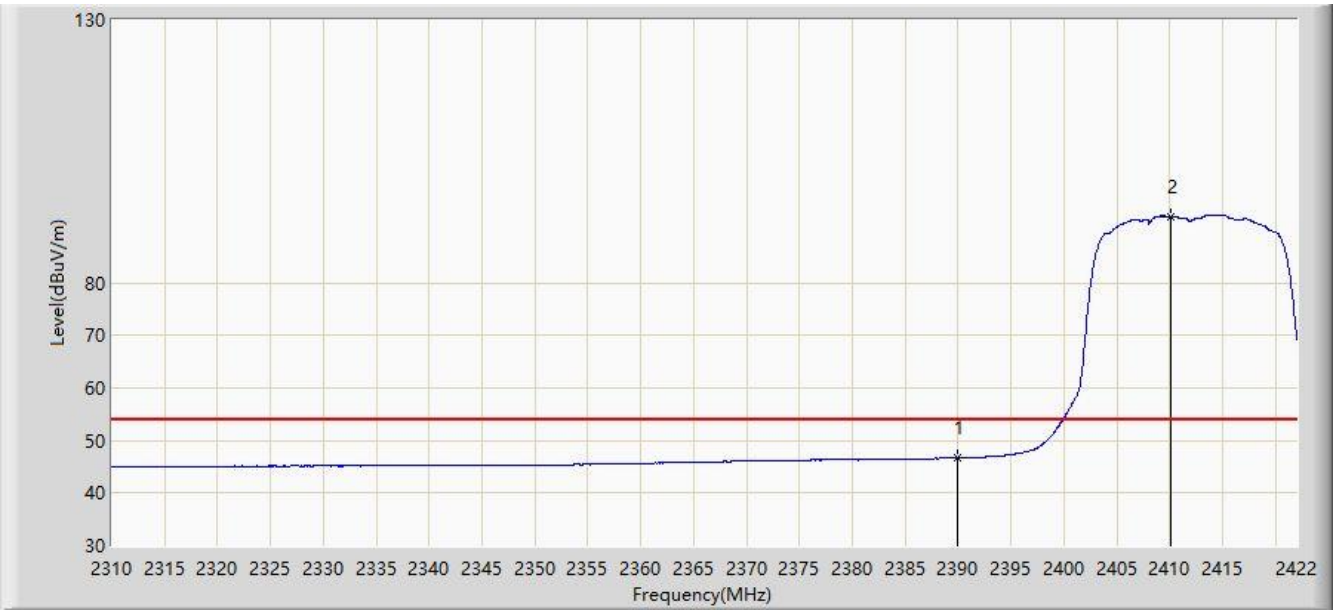

No	Flag	Mark	Frequency (MHz)	Measure Level (dBuV/m)	Reading Level (dBuV)	Over Limit (dB)	Limit (dBuV/m)	Factor (dB)	Type
1			2390.000	46.678	15.475	-7.322	54.000	31.203	AV
2		*	2410.072	92.611	61.438	N/A	N/A	31.173	AV

Note: Measure Level (dBµV/m) = Reading Level (dBµV) + Factor (dB)

Factor (dB) = Cable Loss (dB) + Antenna Factor (dB/m)

Site: AC1	Time: 2017/05/26 - 20:18
Limit: FCC_Part15.209_RE(3m)	Engineer: Bruce Wang
Probe: BBHA9120D_1-18GHz	Polarity: Vertical
EUT: VR All-In-One Headset	Power: By Battery
Test Mode: Transmit by 802.11n-HT20 at Channel 2412MHz	

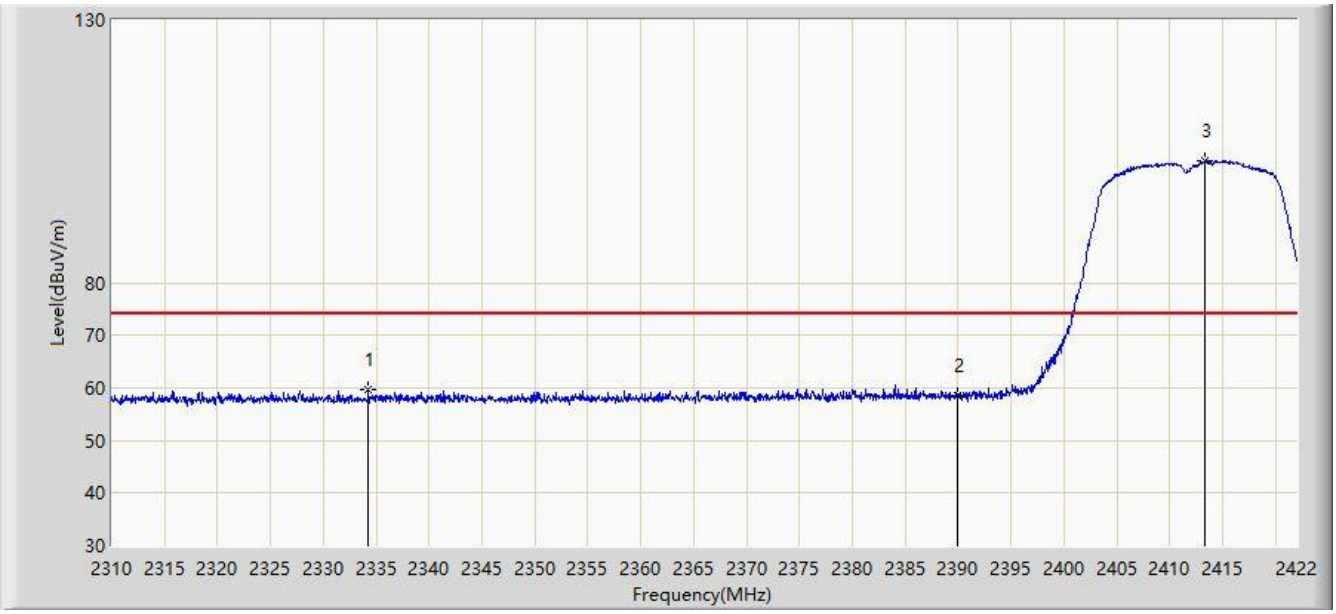

No	Flag	Mark	Frequency (MHz)	Measure Level (dBuV/m)	Reading Level (dBuV)	Over Limit (dB)	Limit (dBuV/m)	Factor (dB)	Type
1			2334.248	59.800	28.444	-14.200	74.000	31.356	PK
2			2390.000	58.427	27.224	-15.573	74.000	31.203	PK
3		*	2413.264	103.197	72.030	N/A	N/A	31.167	PK

Note: Measure Level (dBμV/m) = Reading Level (dBμV) + Factor (dB)

Factor (dB) = Cable Loss (dB) + Antenna Factor (dB/m)

Site: AC1	Time: 2017/05/26 - 20:20
Limit: FCC_Part15.209_RE(3m)	Engineer: Bruce Wang
Probe: BBHA9120D_1-18GHz	Polarity: Vertical
EUT: VR All-In-One Headset	Power: By Battery
Test Mode: Transmit by 802.11n-HT20 at Channel 2412MHz	

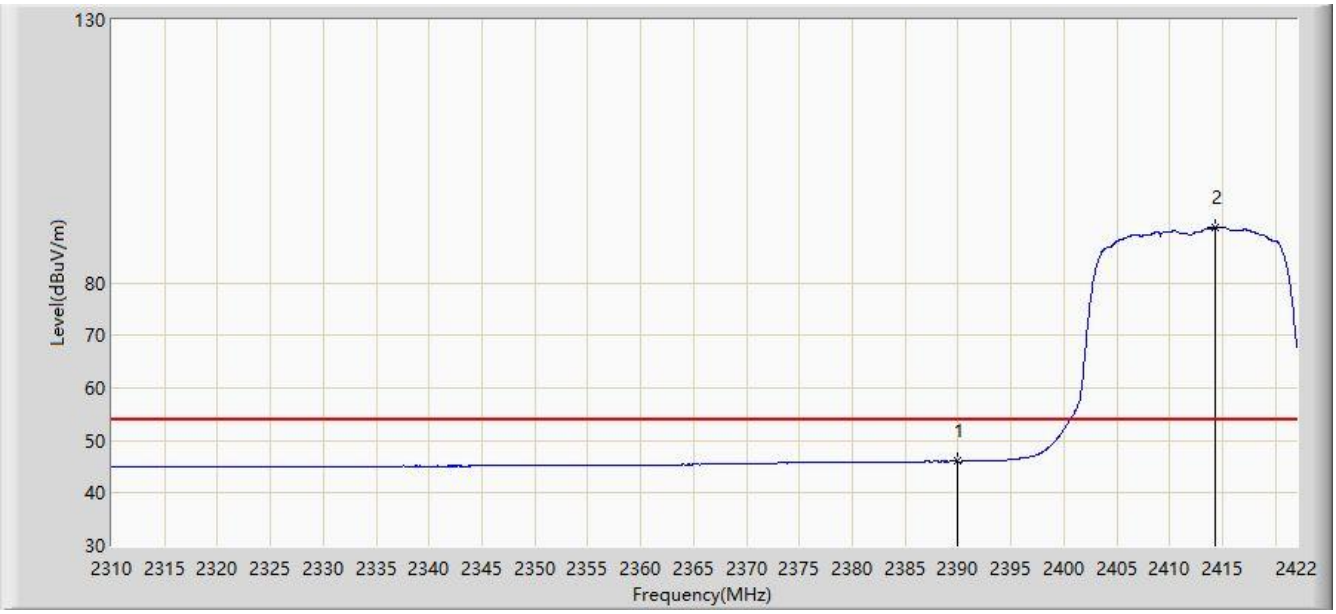

No	Flag	Mark	Frequency (MHz)	Measure Level (dBuV/m)	Reading Level (dBuV)	Over Limit (dB)	Limit (dBuV/m)	Factor (dB)	Type
1			2390.000	45.995	14.792	-8.005	54.000	31.203	AV
2		*	2414.272	90.414	59.248	N/A	N/A	31.166	AV

Note: Measure Level (dBµV/m) = Reading Level (dBµV) + Factor (dB)

Factor (dB) = Cable Loss (dB) + Antenna Factor (dB/m)

Site: AC1	Time: 2017/05/26 - 20:21
Limit: FCC_Part15.209_RE(3m)	Engineer: Bruce Wang
Probe: BBHA9120D_1-18GHz	Polarity: Horizontal
EUT: VR All-In-One Headset	Power: By Battery
Test Mode: Transmit by 802.11n-HT20 at Channel 2462MHz	

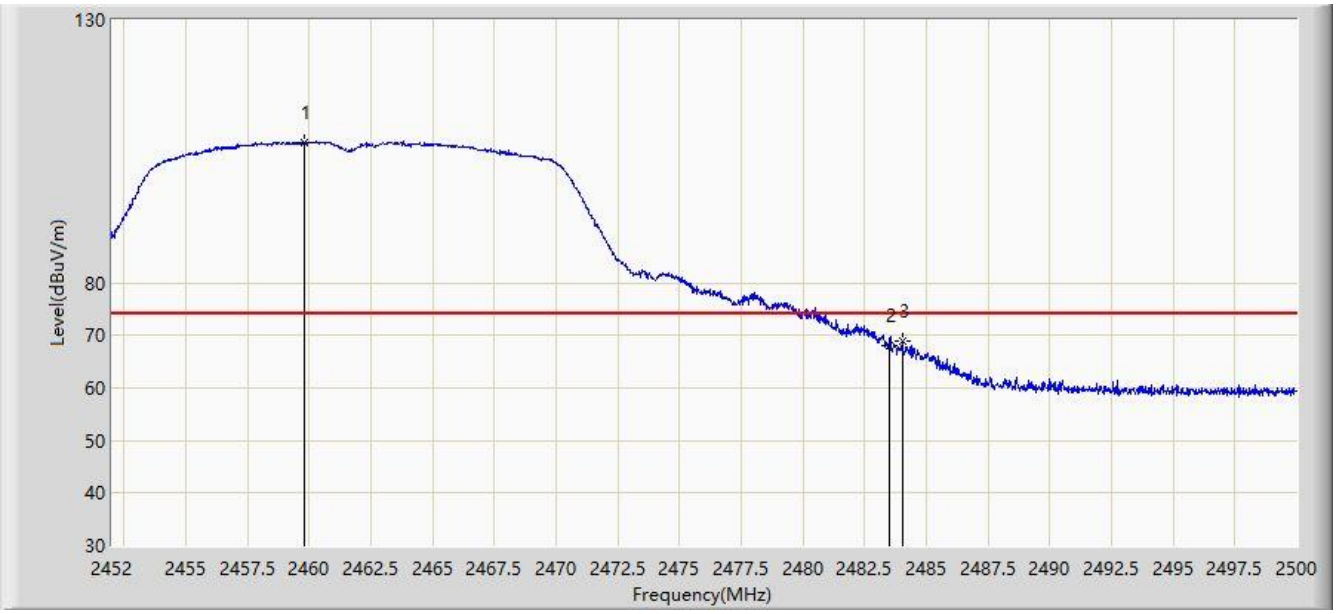

No	Flag	Mark	Frequency (MHz)	Measure Level (dBuV/m)	Reading Level (dBuV)	Over Limit (dB)	Limit (dBuV/m)	Factor (dB)	Type
1		*	2459.824	106.738	75.607	N/A	N/A	31.131	PK
2			2483.500	67.991	36.798	-6.009	74.000	31.194	PK
3			2484.040	68.843	37.648	-5.157	74.000	31.195	PK

Note: Measure Level (dBμV/m) = Reading Level (dBμV) + Factor (dB)

Factor (dB) = Cable Loss (dB) + Antenna Factor (dB/m)

Site: AC1	Time: 2017/05/26 - 20:23
Limit: FCC_Part15.209_RE(3m)	Engineer: Bruce Wang
Probe: BBHA9120D_1-18GHz	Polarity: Horizontal
EUT: VR All-In-One Headset	Power: By Battery
Test Mode: Transmit by 802.11n-HT20 at Channel 2462MHz	

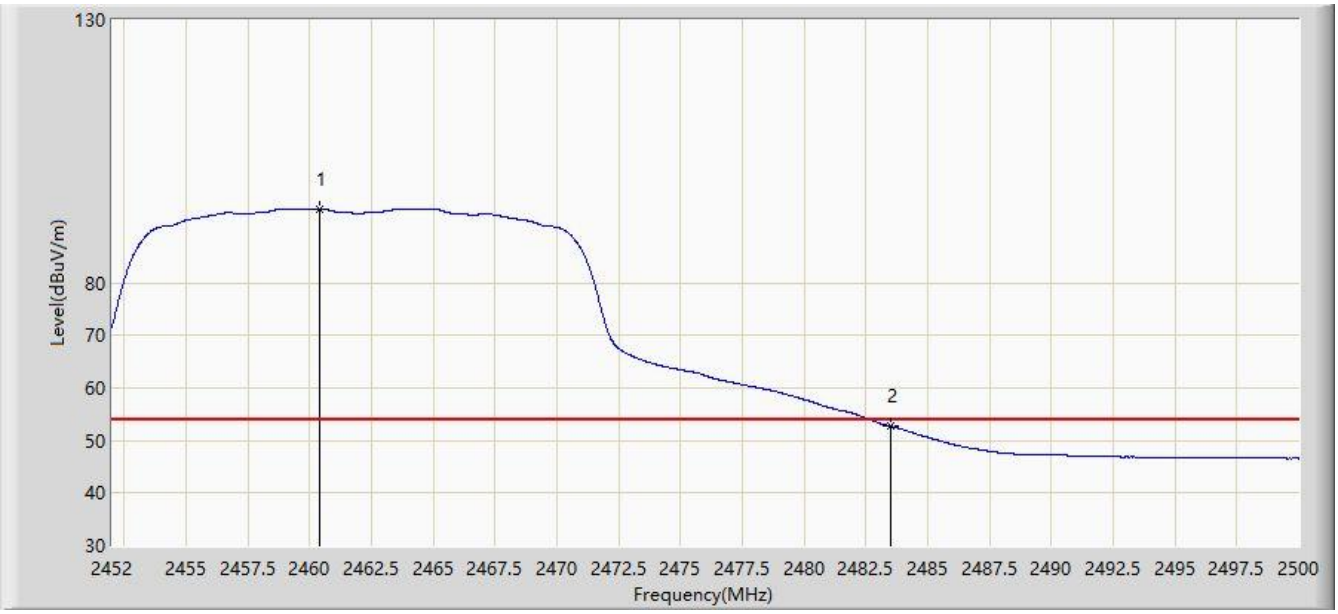

No	Flag	Mark	Frequency (MHz)	Measure Level (dBuV/m)	Reading Level (dBuV)	Over Limit (dB)	Limit (dBuV/m)	Factor (dB)	Type
1		*	2460.400	94.043	62.910	N/A	N/A	31.133	AV
2			2483.500	52.738	21.545	-1.262	54.000	31.194	AV

Note: Measure Level (dBµV/m) = Reading Level (dBµV) + Factor (dB)

Factor (dB) = Cable Loss (dB) + Antenna Factor (dB/m)

Site: AC1	Time: 2017/05/26 - 20:24
Limit: FCC_Part15.209_RE(3m)	Engineer: Bruce Wang
Probe: BBHA9120D_1-18GHz	Polarity: Vertical
EUT: VR All-In-One Headset	Power: By Battery
Test Mode: Transmit by 802.11n-HT20 at Channel 2462MHz	

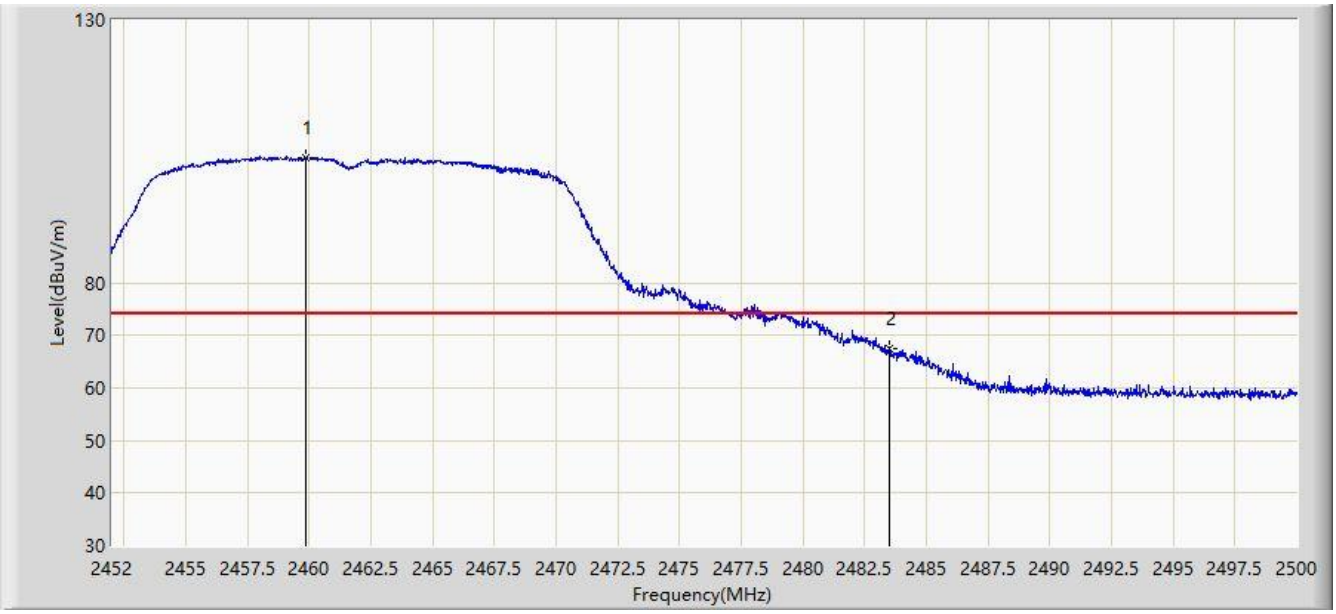

a	Flag	Mark	Frequency (MHz)	Measure Level (dBuV/m)	Reading Level (dBuV)	Over Limit (dB)	Limit (dBuV/m)	Factor (dB)	Type
1		*	2459.848	103.850	72.718	N/A	N/A	31.131	PK
2			2483.500	67.525	36.332	-6.475	74.000	31.194	PK

Note: Measure Level (dBµV/m) = Reading Level (dBµV) + Factor (dB)

Factor (dB) = Cable Loss (dB) + Antenna Factor (dB/m)

Site: AC1	Time: 2017/05/26 - 20:25
Limit: FCC_Part15.209_RE(3m)	Engineer: Bruce Wang
Probe: BBHA9120D_1-18GHz	Polarity: Vertical
EUT: VR All-In-One Headset	Power: By Battery
Test Mode: Transmit by 802.11n-HT20 at Channel 2462MHz	

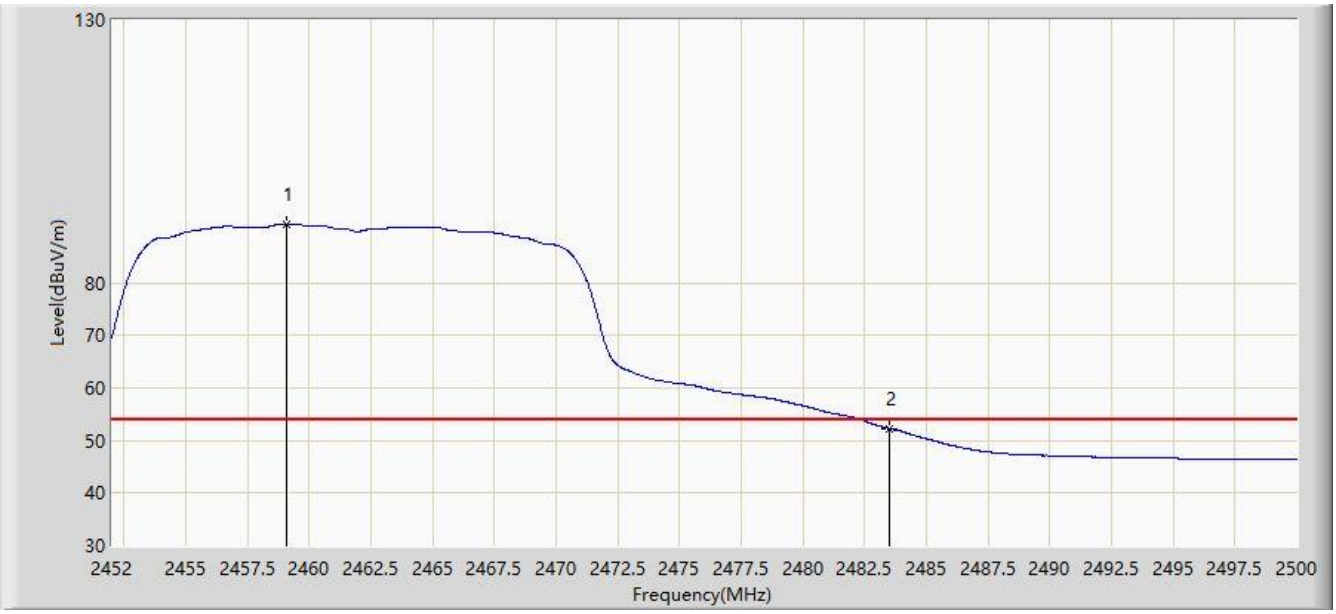

No	Flag	Mark	Frequency (MHz)	Measure Level (dBuV/m)	Reading Level (dBuV)	Over Limit (dB)	Limit (dBuV/m)	Factor (dB)	Type
1		*	2459.056	91.089	59.959	N/A	N/A	31.130	AV
2			2483.500	52.273	21.080	-1.727	54.000	31.194	AV

Note: Measure Level (dBµV/m) = Reading Level (dBµV) + Factor (dB)

Factor (dB) = Cable Loss (dB) + Antenna Factor (dB/m)

Site: AC1	Time: 2017/05/26 - 20:27
Limit: FCC_Part15.209_RE(3m)	Engineer: Bruce Wang
Probe: BBHA9120D_1-18GHz	Polarity: Horizontal
EUT: VR All-In-One Headset	Power: By Battery
Test Mode: Transmit by 802.11n-HT40 at Channel 2422MHz	

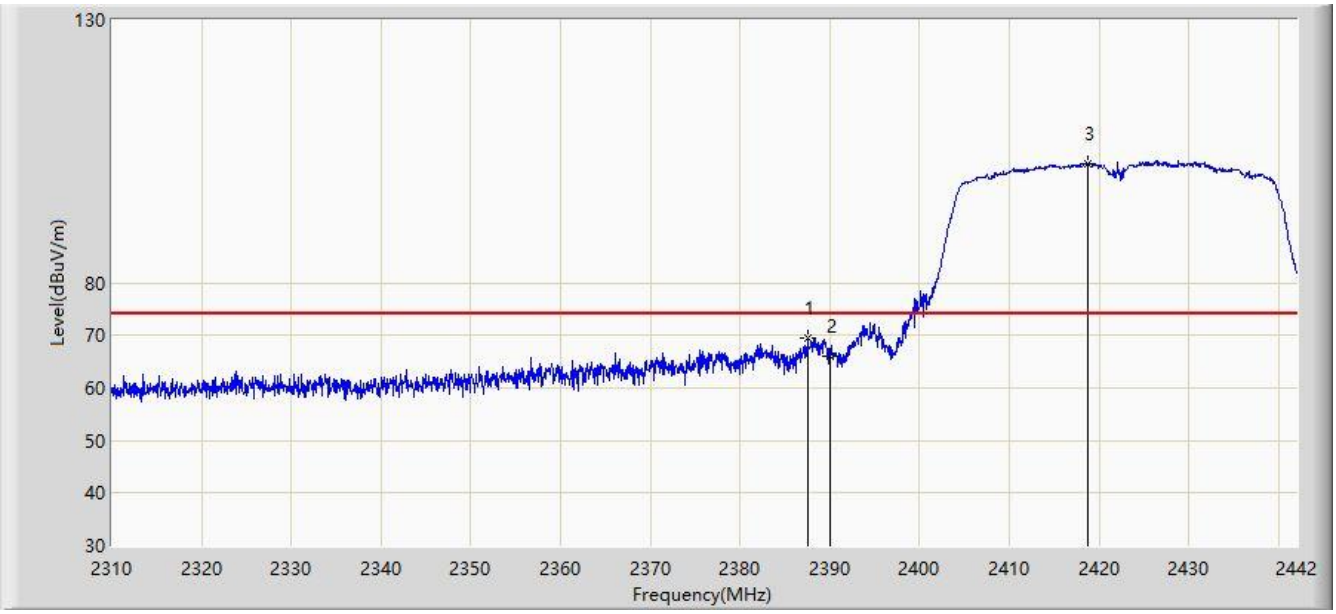

No	Flag	Mark	Frequency (MHz)	Measure Level (dBuV/m)	Reading Level (dBuV)	Over Limit (dB)	Limit (dBuV/m)	Factor (dB)	Type
1			2387.550	69.395	38.188	-4.605	74.000	31.207	PK
2			2390.000	65.986	34.783	-8.014	74.000	31.203	PK
3		*	2418.702	102.655	71.497	N/A	N/A	31.158	PK

Note: Measure Level (dBμV/m) = Reading Level (dBμV) + Factor (dB)

Factor (dB) = Cable Loss (dB) + Antenna Factor (dB/m)

Site: AC1	Time: 2017/05/26 - 20:30
Limit: FCC_Part15.209_RE(3m)	Engineer: Bruce Wang
Probe: BBHA9120D_1-18GHz	Polarity: Horizontal
EUT: VR All-In-One Headset	Power: By Battery
Test Mode: Transmit by 802.11n-HT40 at Channel 2422MHz	

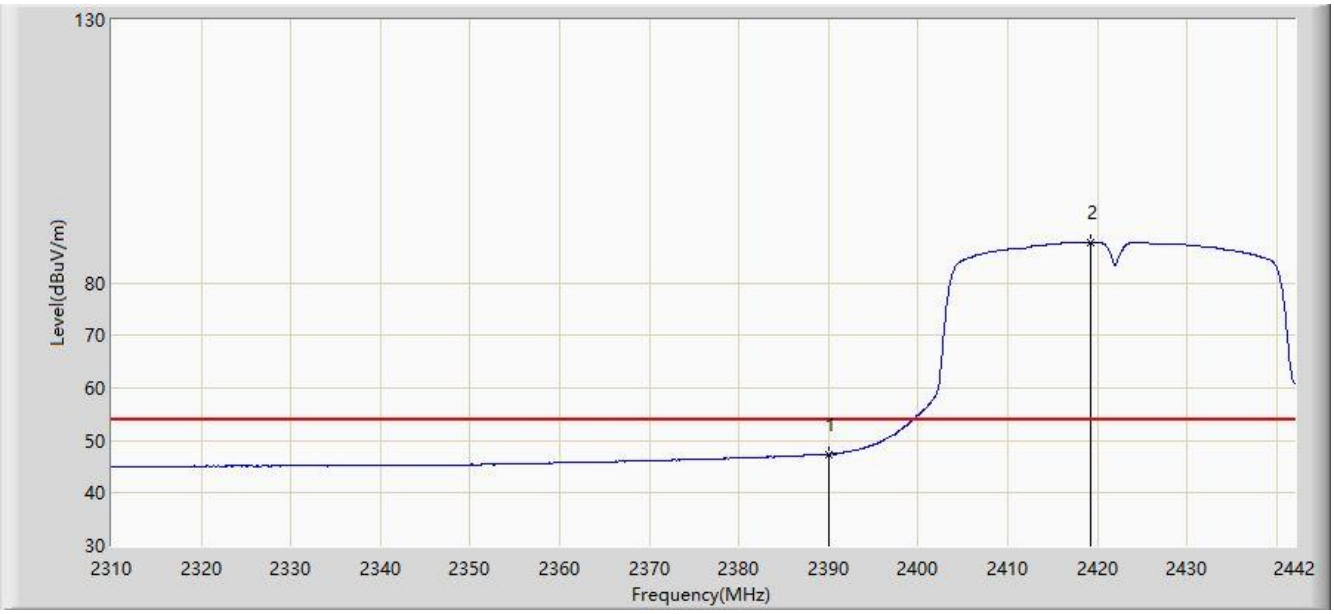

No	Flag	Mark	Frequency (MHz)	Measure Level (dBuV/m)	Reading Level (dBuV)	Over Limit (dB)	Limit (dBuV/m)	Factor (dB)	Type
1			2390.000	47.398	16.195	-6.602	54.000	31.203	AV
2		*	2419.164	87.661	56.504	N/A	N/A	31.157	AV

Note: Measure Level (dBµV/m) = Reading Level (dBµV) + Factor (dB)

Factor (dB) = Cable Loss (dB) + Antenna Factor (dB/m)

aSite: AC1	Time: 2017/05/26 - 20:31
Limit: FCC_Part15.209_RE(3m)	Engineer: Bruce Wang
Probe: BBHA9120D_1-18GHz	Polarity: Vertical
EUT: VR All-In-One Headset	Power: By Battery
Test Mode: Transmit by 802.11n-HT40 at Channel 2422MHz	

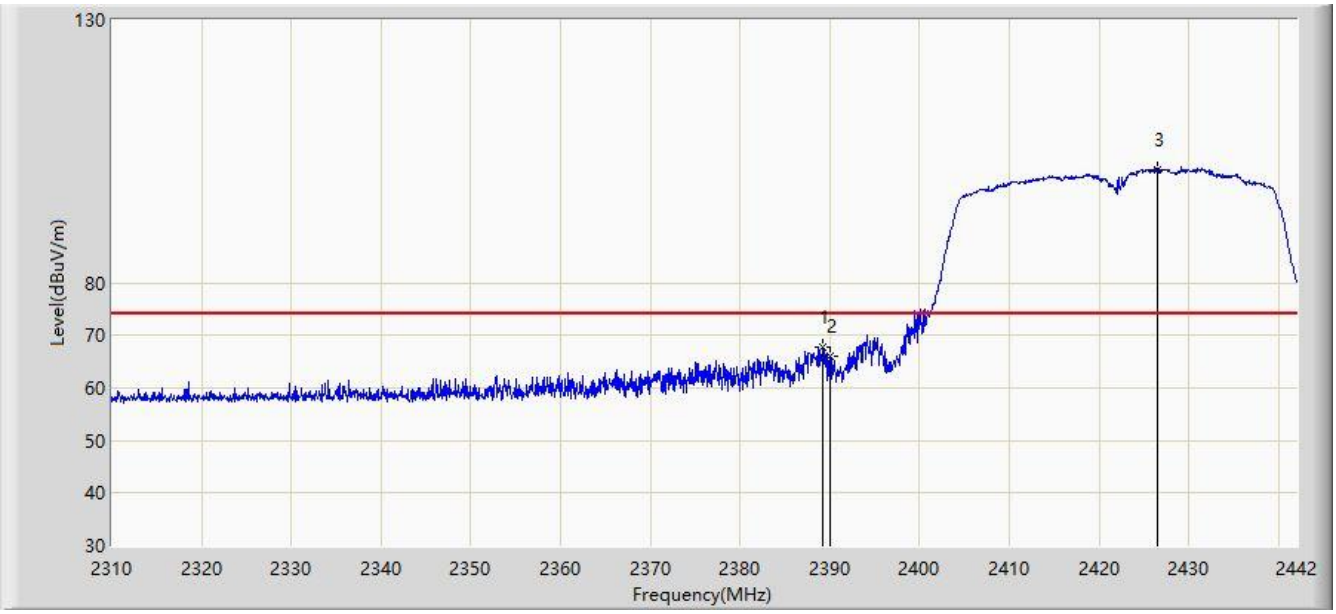

No	Flag	Mark	Frequency (MHz)	Measure Level (dBuV/m)	Reading Level (dBuV)	Over Limit (dB)	Limit (dBuV/m)	Factor (dB)	Type
1			2389.266	67.792	36.588	-6.208	74.000	31.204	PK
2			2390.000	66.004	34.801	-7.996	74.000	31.203	PK
3		*	2426.556	101.402	70.258	N/A	N/A	31.144	PK

Note: Measure Level (dBμV/m) = Reading Level (dBμV) + Factor (dB)

Factor (dB) = Cable Loss (dB) + Antenna Factor (dB/m)

Site: AC1	Time: 2017/05/26 - 20:33
Limit: FCC_Part15.209_RE(3m)	Engineer: Bruce Wang
Probe: BBHA9120D_1-18GHz	Polarity: Vertical
EUT: VR All-In-One Headset	Power: By Battery
Test Mode: Transmit by 802.11n-HT40 at Channel 2422MHz	

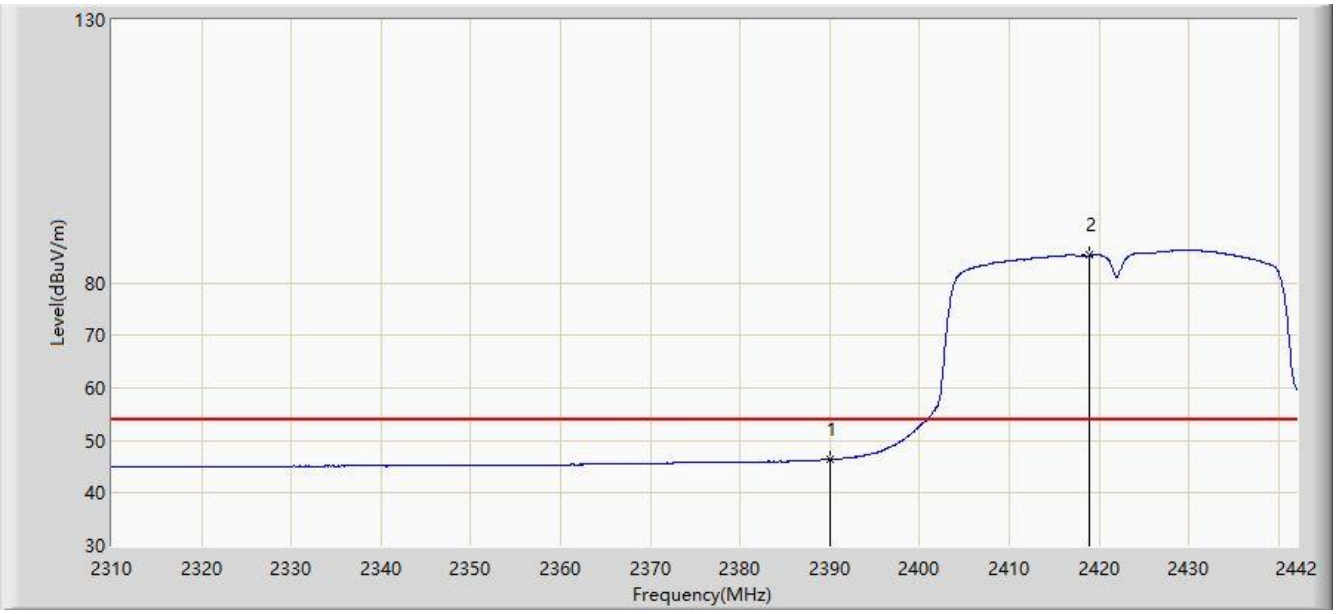

No	Flag	Mark	Frequency (MHz)	Measure Level (dBuV/m)	Reading Level (dBuV)	Over Limit (dB)	Limit (dBuV/m)	Factor (dB)	Type
1			2390.000	46.380	15.177	-7.620	54.000	31.203	AV
2		*	2418.966	85.203	54.045	N/A	N/A	31.157	AV

Note: Measure Level (dBµV/m) = Reading Level (dBµV) + Factor (dB)

Factor (dB) = Cable Loss (dB) + Antenna Factor (dB/m)

Site: AC1	Time: 2017/06/15 - 11:04
Limit: FCC_Part15.209_RE(3m)	Engineer: Bruce Wang
Probe: BBHA9120D_1-18GHz	Polarity: Horizontal
EUT: VR All-In-One Headset	Power: By Battery
Test Mode: Transmit by 802.11n-HT40 at Channel 2442MHz	

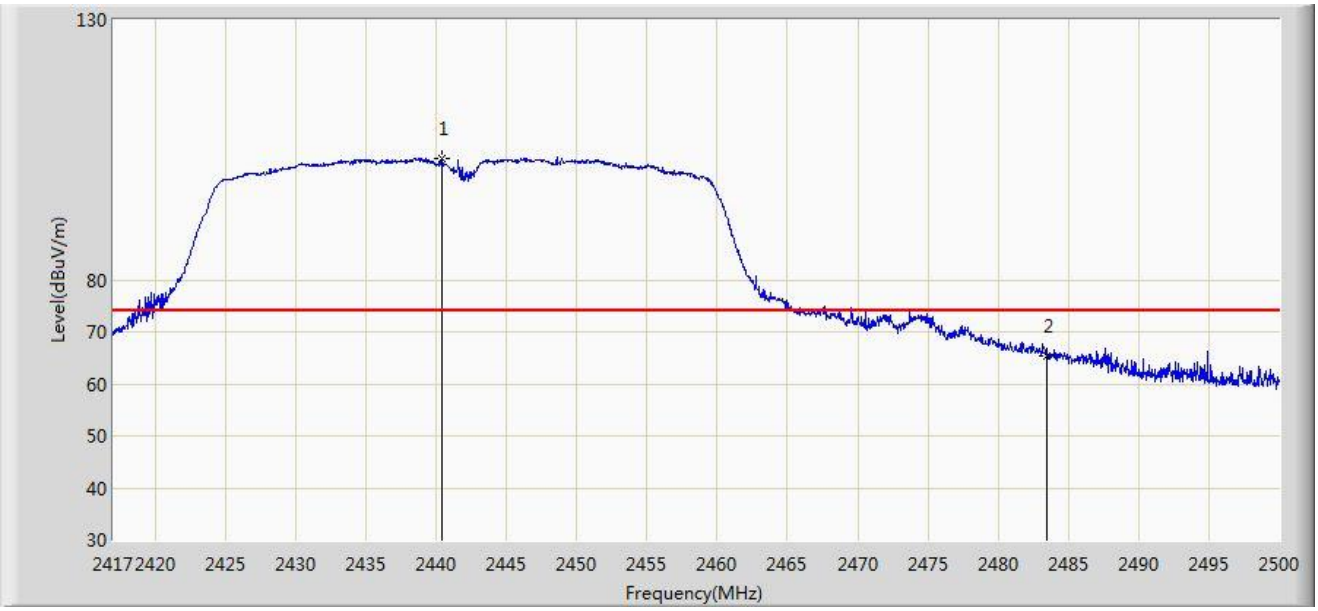

No	Flag	Mark	Frequency (MHz)	Measure Level (dBuV/m)	Reading Level (dBuV)	Over Limit (dB)	Limit (dBuV/m)	Factor (dB)	Type
1		*	2440.448	103.248	71.078	N/A	N/A	32.170	PK
2			2483.500	65.506	33.225	-8.494	74.000	32.282	PK

Note: Measure Level (dBµV/m) = Reading Level (dBµV) + Factor (dB)

Factor (dB) = Cable Loss (dB) + Antenna Factor (dB/m)

Site: AC1	Time: 2017/06/15 - 11:09
Limit: FCC_Part15.209_RE(3m)	Engineer: Bruce Wang
Probe: BBHA9120D_1-18GHz	Polarity: Horizontal
EUT: VR All-In-One Headset	Power: By Battery
Test Mode: Transmit by 802.11n-HT40 at Channel 2442MHz	

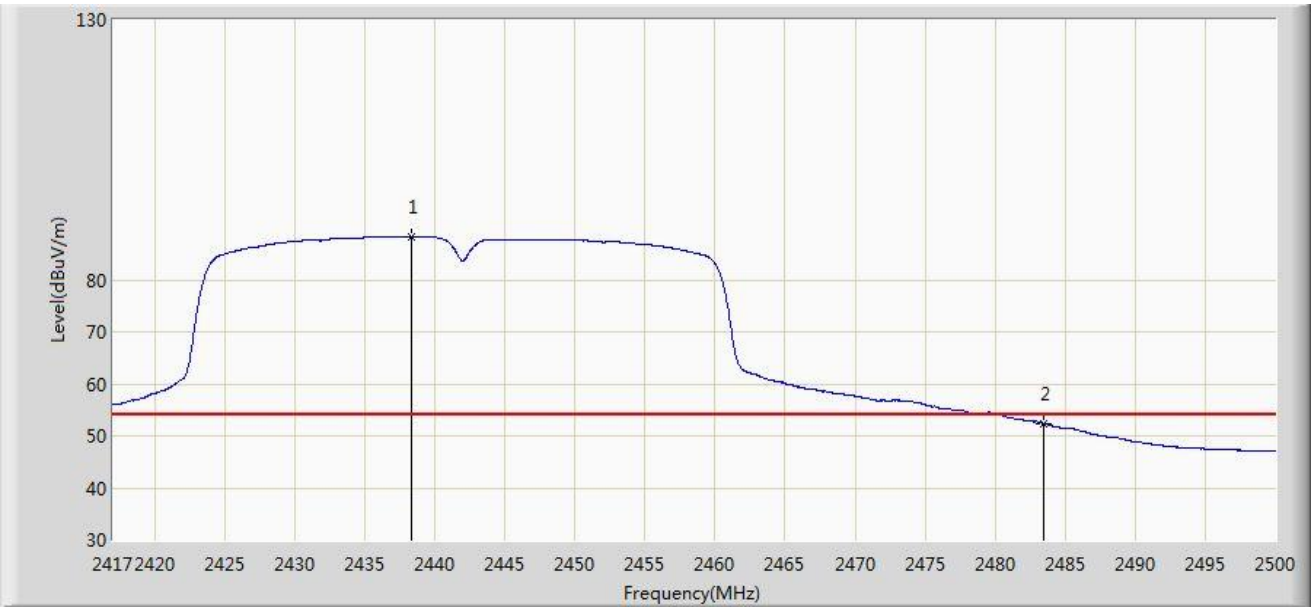

No	Flag	Mark	Frequency (MHz)	Measure Level (dBuV/m)	Reading Level (dBuV)	Over Limit (dB)	Limit (dBuV/m)	Factor (dB)	Type
1		*	2438.373	88.144	55.973	N/A	N/A	32.171	AV
2			2483.500	52.285	20.004	-1.715	54.000	32.282	AV

Note: Measure Level (dBµV/m) = Reading Level (dBµV) + Factor (dB)

Factor (dB) = Cable Loss (dB) + Antenna Factor (dB/m)

Site: AC1	Time: 2017/06/15 - 11:10
Limit: FCC_Part15.209_RE(3m)	Engineer: Bruce Wang
Probe: BBHA9120D_1-18GHz	Polarity: Vertical
EUT: VR All-In-One Headset	Power: By Battery
Test Mode: Transmit by 802.11n-HT40 at Channel 2442MHz	

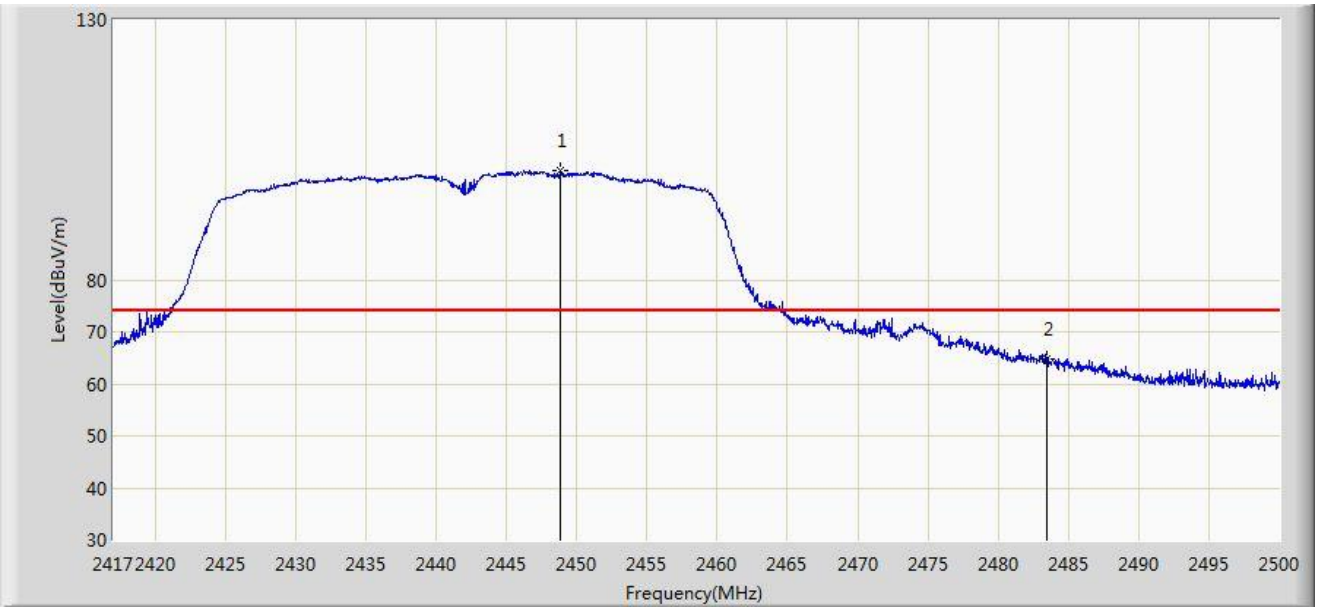

No	Flag	Mark	Frequency (MHz)	Measure Level (dBuV/m)	Reading Level (dBuV)	Over Limit (dB)	Limit (dBuV/m)	Factor (dB)	Type
1		*	2448.831	101.130	68.948	N/A	N/A	32.181	PK
2			2483.500	64.704	32.423	-9.296	74.000	32.282	PK

Note: Measure Level (dBµV/m) = Reading Level (dBµV) + Factor (dB)

Factor (dB) = Cable Loss (dB) + Antenna Factor (dB/m)

Site: AC1	Time: 2017/06/15 - 11:12
Limit: FCC_Part15.209_RE(3m)	Engineer: Bruce Wang
Probe: BBHA9120D_1-18GHz	Polarity: Vertical
EUT: VR All-In-One Headset	Power: By Battery
Test Mode: Transmit by 802.11n-HT40 at Channel 2442MHz	

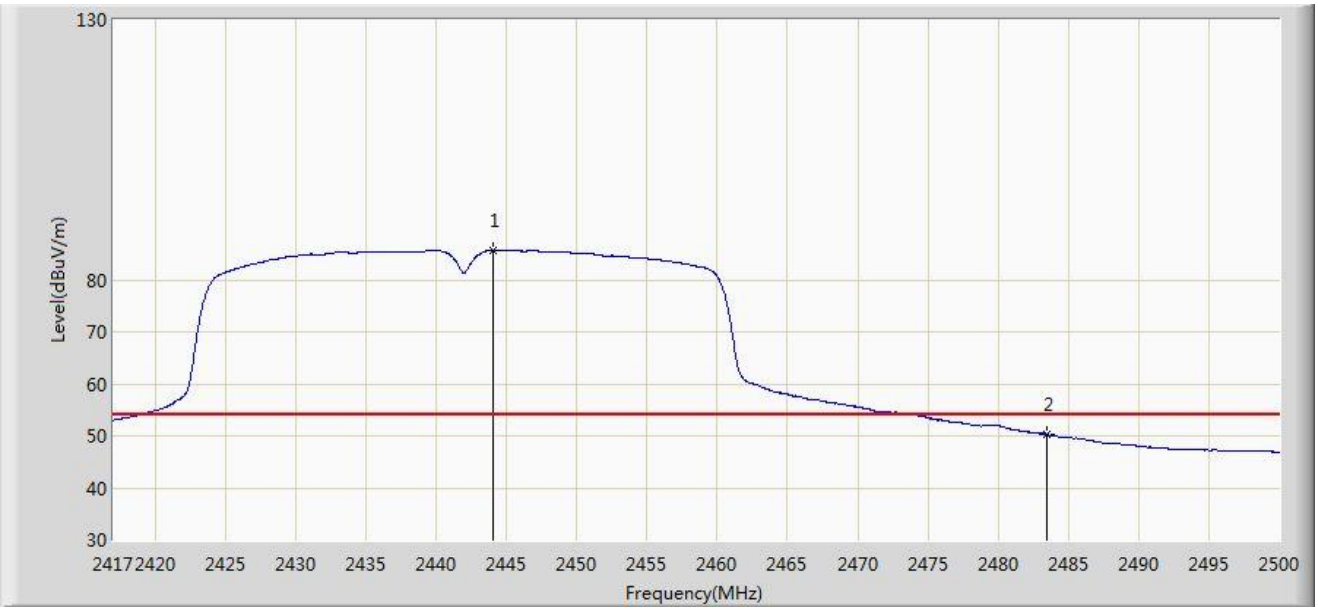

No	Flag	Mark	Frequency (MHz)	Measure Level (dBuV/m)	Reading Level (dBuV)	Over Limit (dB)	Limit (dBuV/m)	Factor (dB)	Type
1		*	2444.058	85.645	53.476	N/A	N/A	32.169	AV
2			2483.500	50.214	17.933	-3.786	54.000	32.282	AV

Note: Measure Level (dBµV/m) = Reading Level (dBµV) + Factor (dB)

Factor (dB) = Cable Loss (dB) + Antenna Factor (dB/m)

Site: AC1	Time: 2017/06/14 - 20:42
Limit: FCC_Part15.209_RE(3m)	Engineer: Snake Ni
Probe: BBHA9120D_1-18GHz	Polarity: Horizontal
EUT: VR All-In-One Headset	Power: By Battery
Test Mode: Transmit by 802.11n-HT40 at Channel 2447MHz	

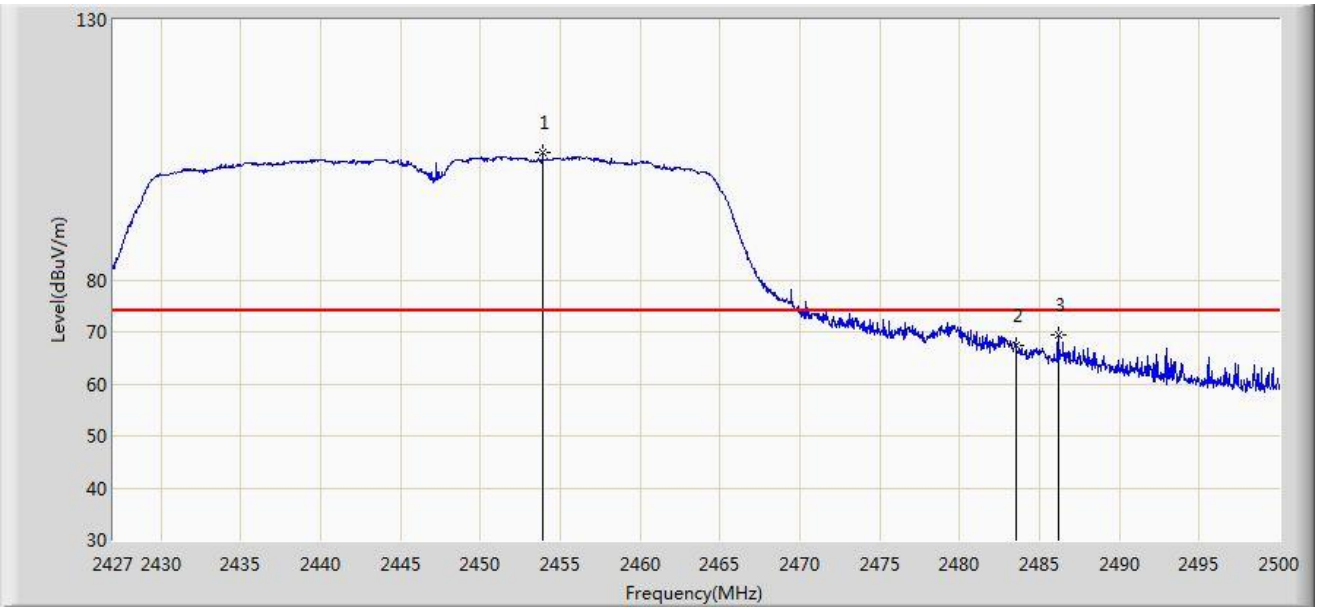

No	Flag	Mark	Frequency (MHz)	Measure Level (dBuV/m)	Reading Level (dBuV)	Over Limit (dB)	Limit (dBuV/m)	Factor (dB)	Type
1		*	2453.900	104.556	72.353	N/A	N/A	32.203	PK
2			2483.500	67.485	35.204	-6.515	74.000	32.282	PK
3			2486.167	69.360	37.070	-4.640	74.000	32.290	PK

Note: Measure Level (dBμV/m) = Reading Level (dBμV) + Factor (dB)

Factor (dB) = Cable Loss (dB) + Antenna Factor (dB/m)

Site: AC1	Time: 2017/06/14 - 20:39
Limit: FCC_Part15.209_RE(3m)	Engineer: Snake Ni
Probe: BBHA9120D_1-18GHz	Polarity: Horizontal
EUT: VR All-In-One Headset	Power: By Battery
Test Mode: Transmit by 802.11n-HT40 at Channel 2447MHz	

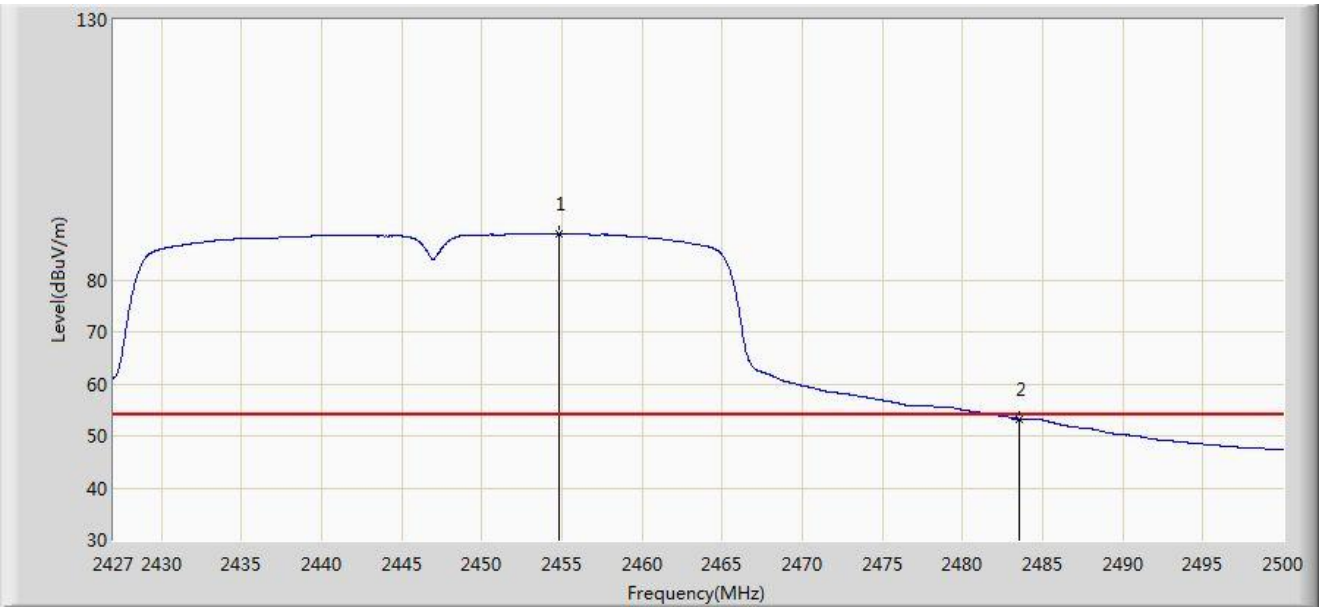

No	Flag	Mark	Frequency (MHz)	Measure Level (dBuV/m)	Reading Level (dBuV)	Over Limit (dB)	Limit (dBuV/m)	Factor (dB)	Type
1		*	2454.777	88.912	56.705	N/A	N/A	32.207	AV
2			2483.500	53.276	20.995	-0.724	54.000	32.282	AV

Note: Measure Level (dBµV/m) = Reading Level (dBµV) + Factor (dB)

Factor (dB) = Cable Loss (dB) + Antenna Factor (dB/m)

Site: AC1	Time: 2017/06/14 - 20:43
Limit: FCC_Part15.209_RE(3m)	Engineer: Snake Ni
Probe: BBHA9120D_1-18GHz	Polarity: Vertical
EUT: VR All-In-One Headset	Power: By Battery
Test Mode: Transmit by 802.11n-HT40 at Channel 2447MHz	

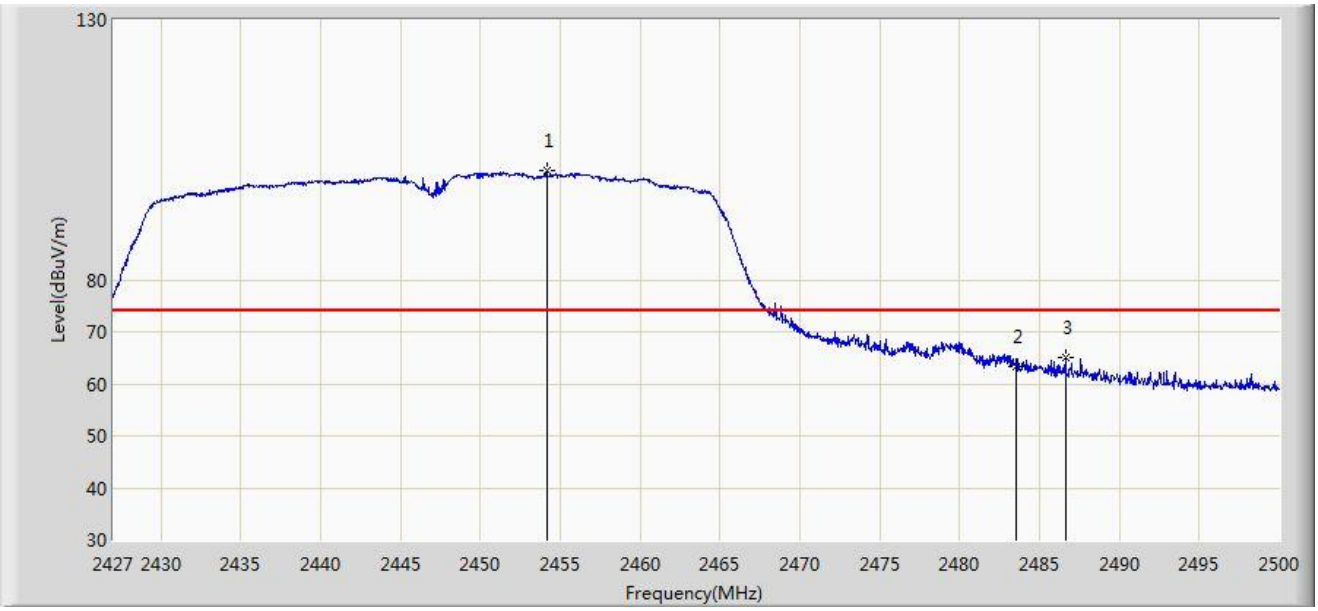

No	Flag	Mark	Frequency (MHz)	Measure Level (dBuV/m)	Reading Level (dBuV)	Over Limit (dB)	Limit (dBuV/m)	Factor (dB)	Type
1		*	2454.156	101.123	68.918	N/A	N/A	32.204	PK
2			2483.500	63.330	31.049	-10.670	74.000	32.282	PK
3			2486.604	65.083	32.791	-8.917	74.000	32.292	PK

Note: Measure Level (dBμV/m) = Reading Level (dBμV) + Factor (dB)

Factor (dB) = Cable Loss (dB) + Antenna Factor (dB/m)

Site: AC1	Time: 2017/06/14 - 20:45
Limit: FCC_Part15.209_RE(3m)	Engineer: Snake Ni
Probe: BBHA9120D_1-18GHz	Polarity: Vertical
EUT: VR All-In-One Headset	Power: By Battery
Test Mode: Transmit by 802.11n-HT40 at Channel 2447MHz	

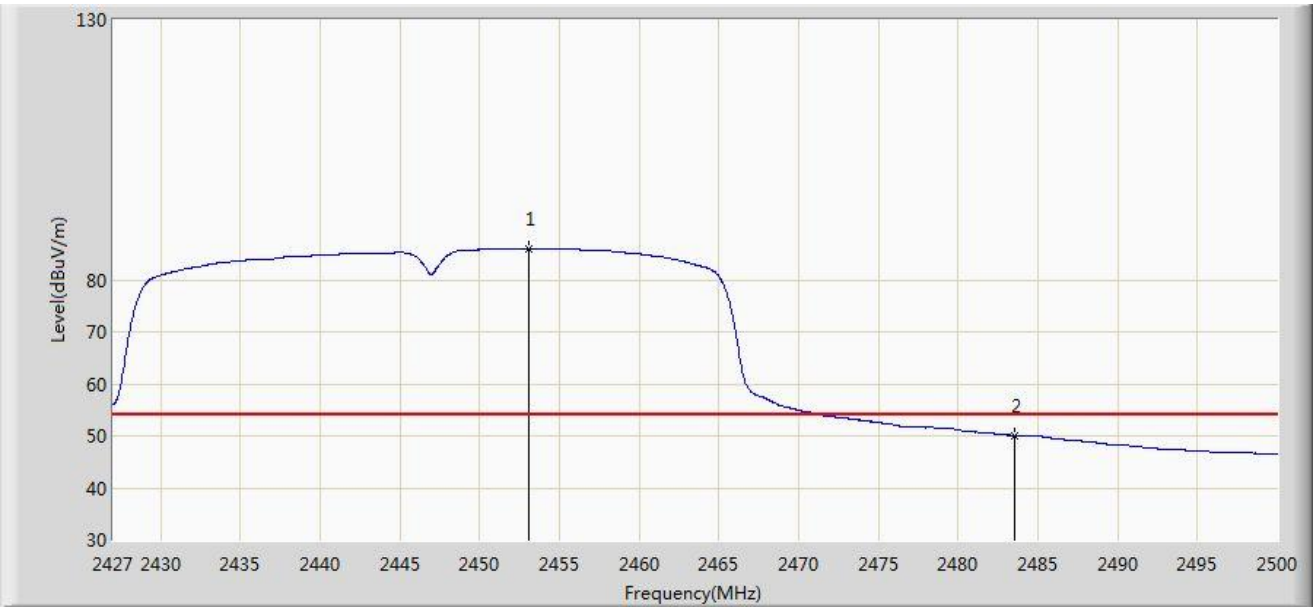

No	Flag	Mark	Frequency (MHz)	Measure Level (dBuV/m)	Reading Level (dBuV)	Over Limit (dB)	Limit (dBuV/m)	Factor (dB)	Type
1		*	2453.061	85.975	53.775	N/A	N/A	32.200	AV
2			2483.500	49.997	17.716	-4.003	54.000	32.282	AV

Note: Measure Level (dBµV/m) = Reading Level (dBµV) + Factor (dB)

Factor (dB) = Cable Loss (dB) + Antenna Factor (dB/m)

Site: AC1	Time: 2017/05/26 - 20:39
Limit: FCC_Part15.209_RE(3m)	Engineer: Bruce Wang
Probe: BBHA9120D_1-18GHz	Polarity: Horizontal
EUT: VR All-In-One Headset	Power: By Battery
Test Mode: Transmit by 802.11n-HT40 at Channel 2452MHz	

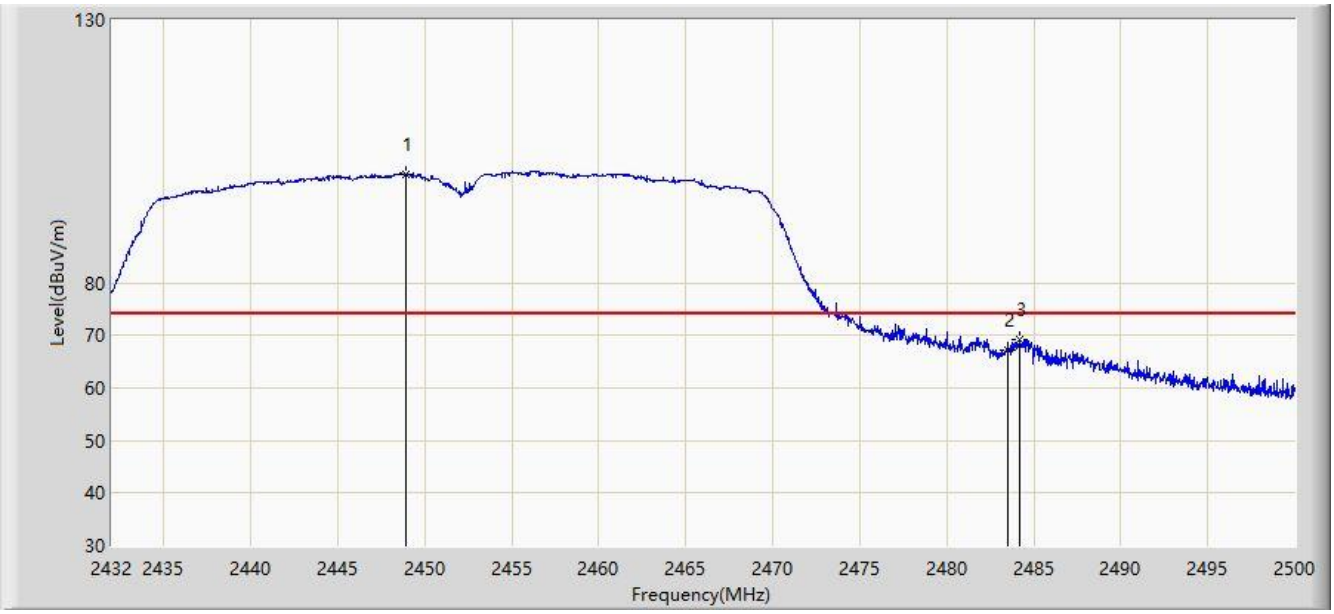

No	Flag	Mark	Frequency (MHz)	Measure Level (dBuV/m)	Reading Level (dBuV)	Over Limit (dB)	Limit (dBuV/m)	Factor (dB)	Type
1		*	2448.898	100.670	69.558	N/A	N/A	31.112	PK
2			2483.500	67.041	35.848	-6.959	74.000	31.194	PK
3			2484.224	69.219	38.024	-4.781	74.000	31.195	PK

Note: Measure Level (dBμV/m) = Reading Level (dBμV) + Factor (dB)

Factor (dB) = Cable Loss (dB) + Antenna Factor (dB/m)

Site: AC1	Time: 2017/05/26 - 20:41
Limit: FCC_Part15.209_RE(3m)	Engineer: Bruce Wang
Probe: BBHA9120D_1-18GHz	Polarity: Horizontal
EUT: VR All-In-One Headset	Power: By Battery
Test Mode: Transmit by 802.11n-HT40 at Channel 2452MHz	

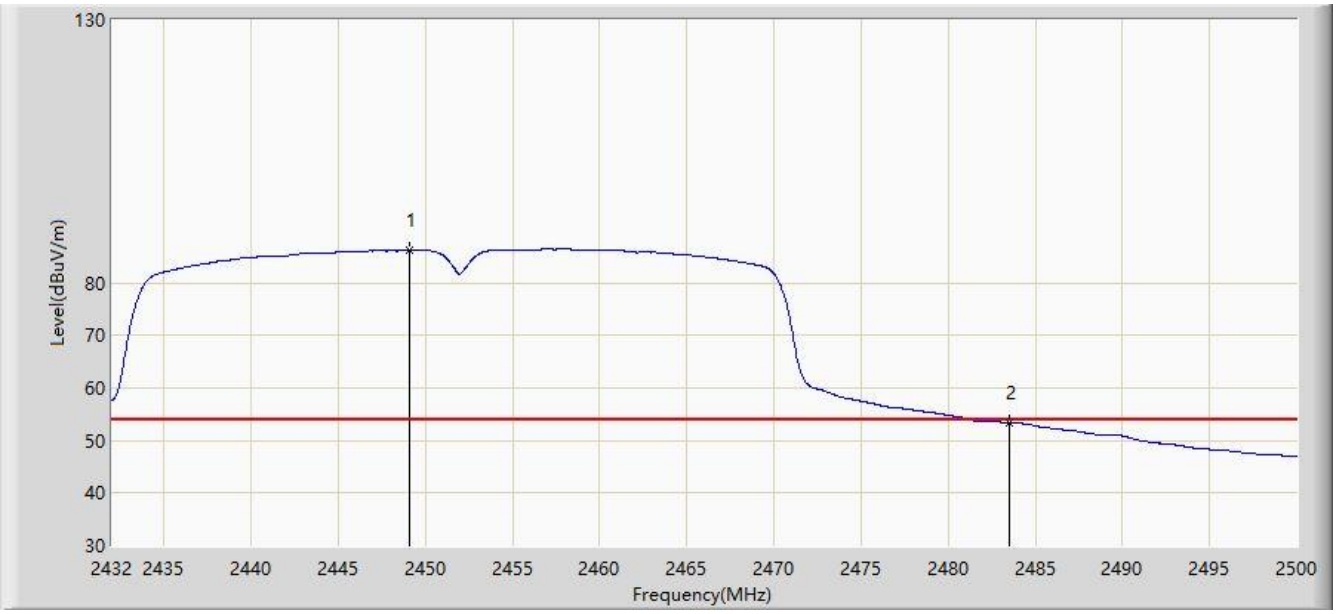

No	Flag	Mark	Frequency (MHz)	Measure Level (dBuV/m)	Reading Level (dBuV)	Over Limit (dB)	Limit (dBuV/m)	Factor (dB)	Type
1		*	2449.102	86.086	54.974	N/A	N/A	31.113	AV
2			2483.500	53.411	22.218	-0.589	54.000	31.194	AV

Note: Measure Level (dBµV/m) = Reading Level (dBµV) + Factor (dB)

Factor (dB) = Cable Loss (dB) + Antenna Factor (dB/m)

Site: AC1	Time: 2017/05/26 - 20:41
Limit: FCC_Part15.209_RE(3m)	Engineer: Bruce Wang
Probe: BBHA9120D_1-18GHz	Polarity: Vertical
EUT: VR All-In-One Headset	Power: By Battery
Test Mode: Transmit by 802.11n-HT40 at Channel 2452MHz	

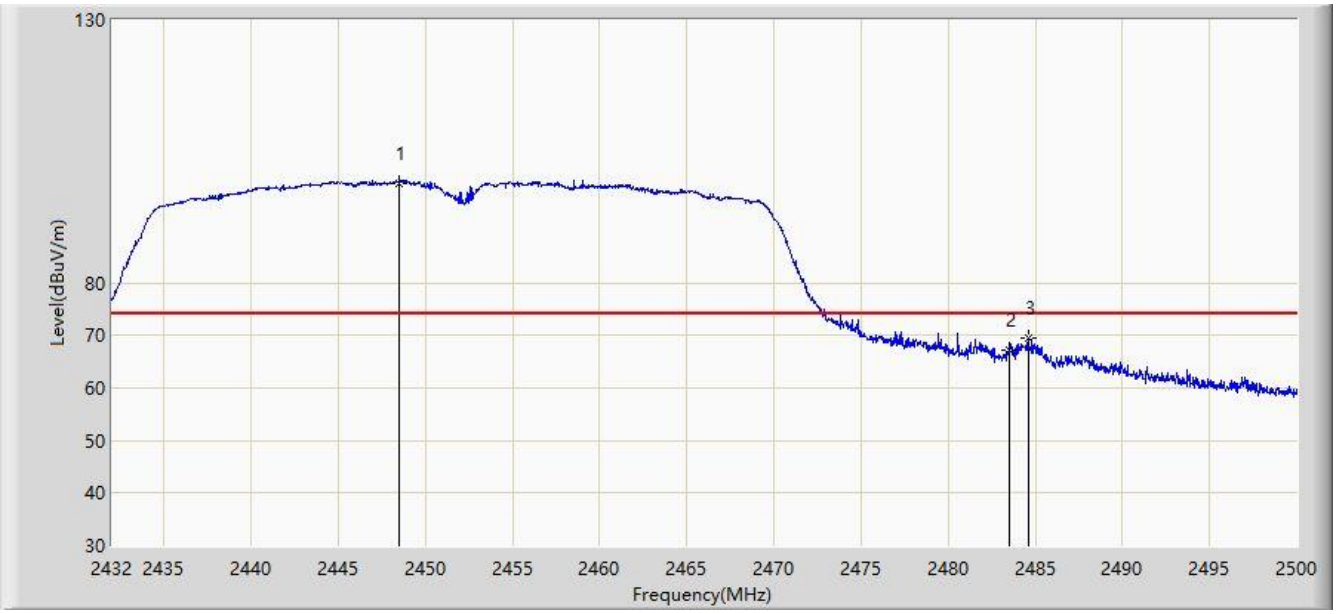

No	Flag	Mark	Frequency (MHz)	Measure Level (dBuV/m)	Reading Level (dBuV)	Over Limit (dB)	Limit (dBuV/m)	Factor (dB)	Type
1		*	2448.456	98.921	67.810	N/A	N/A	31.111	PK
2			2483.500	67.263	36.070	-6.737	74.000	31.194	PK
3			2484.598	69.608	38.412	-4.392	74.000	31.197	PK

Note: Measure Level (dBμV/m) = Reading Level (dBμV) + Factor (dB)

Factor (dB) = Cable Loss (dB) + Antenna Factor (dB/m)

Site: AC1	Time: 2017/05/26 - 20:43
Limit: FCC_Part15.209_RE(3m)	Engineer: Bruce Wang
Probe: BBHA9120D_1-18GHz	Polarity: Vertical
EUT: VR All-In-One Headset	Power: By Battery
Test Mode: Transmit by 802.11n-HT40 at Channel 2452MHz	

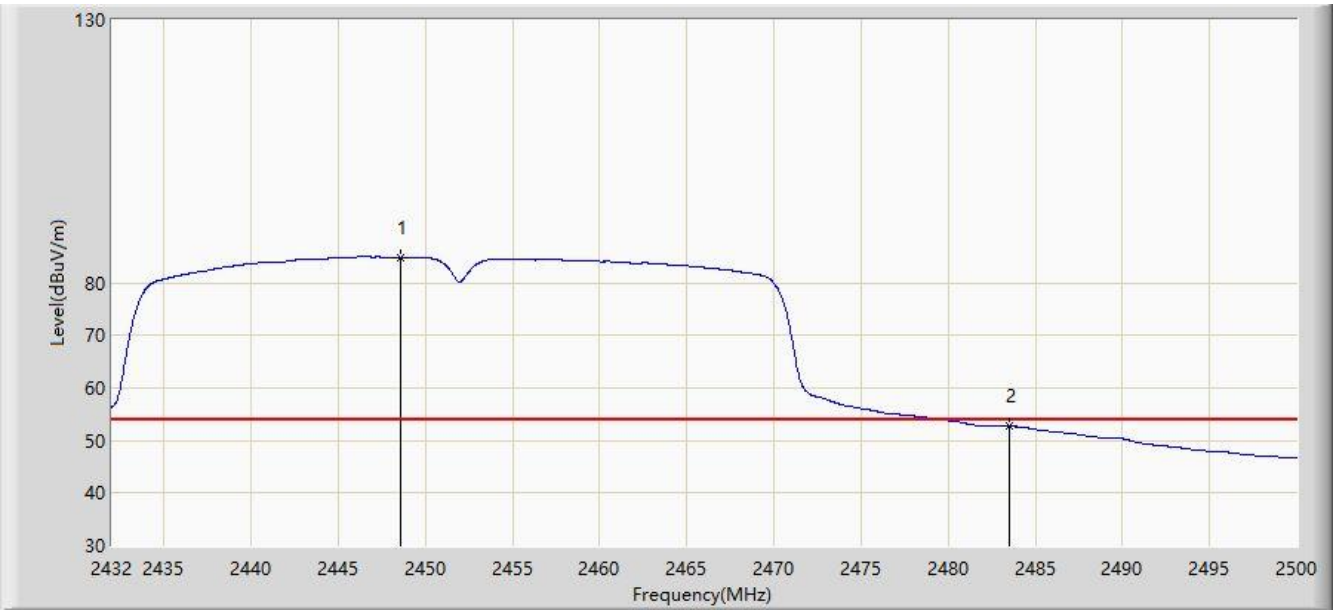

No	Flag	Mark	Frequency (MHz)	Measure Level (dBuV/m)	Reading Level (dBuV)	Over Limit (dB)	Limit (dBuV/m)	Factor (dB)	Type
1		*	2448.558	84.842	53.731	N/A	N/A	31.111	AV
2			2483.500	52.688	21.495	-1.312	54.000	31.194	AV

Note: Measure Level (dBµV/m) = Reading Level (dBµV) + Factor (dB)

Factor (dB) = Cable Loss (dB) + Antenna Factor (dB/m)

7.8. AC Conducted Emissions Measurement

7.8.1. Test Limit

FCC Part 15 Subpart C Paragraph 15.207 Limits		
Frequency (MHz)	QP (dBuV)	AV (dBuV)
0.15 - 0.50	66 - 56	56 – 46
0.50 - 5.0	56	46
5.0 - 30	60	50

Note 1: The lower limit shall apply at the transition frequencies.

Note 2: The limit decreases linearly with the logarithm of the frequency in the range 0.15MHz to 0.5MHz.

7.8.2. Test Setup

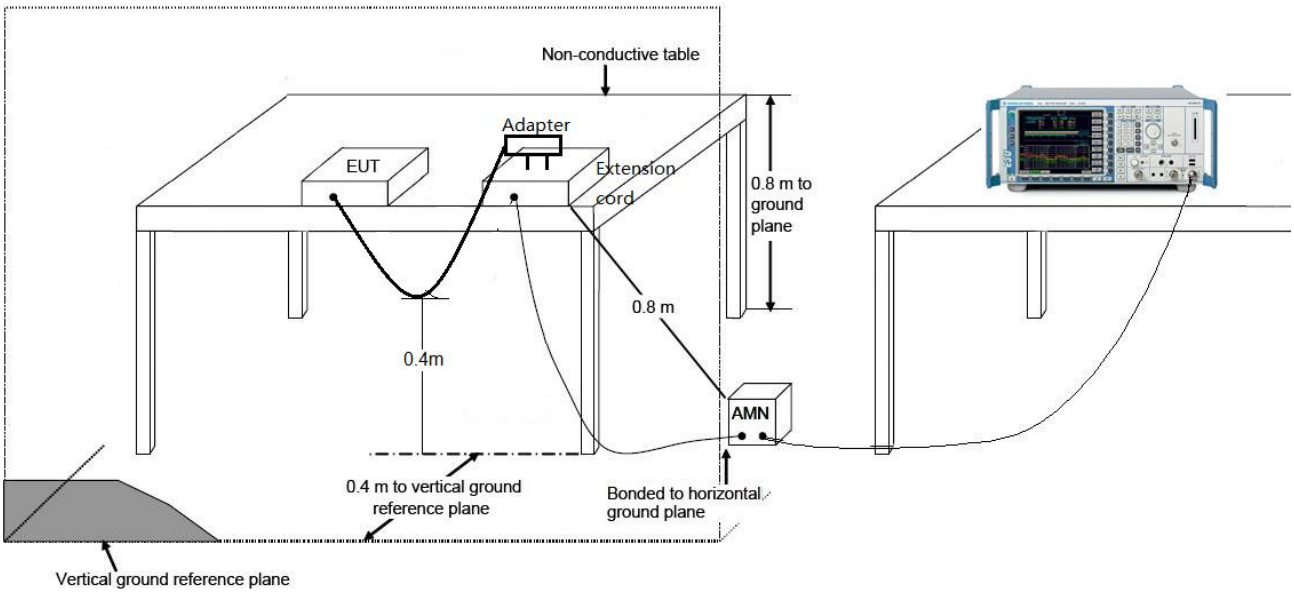

7.8.3. Test Result

Site: SR2	Time: 2016/09/01 - 10:05
Limit: FCC_Part15.207_CE_AC Power_ClassB	Engineer: Vince Yu
Probe: ENV216_101683_Filter On	Polarity: Line
EUT: VR All-In-One Headset	Power: AC 120V/60Hz
Worst Case Mode: Transmit by 802.11g at Channel 2437MHz	

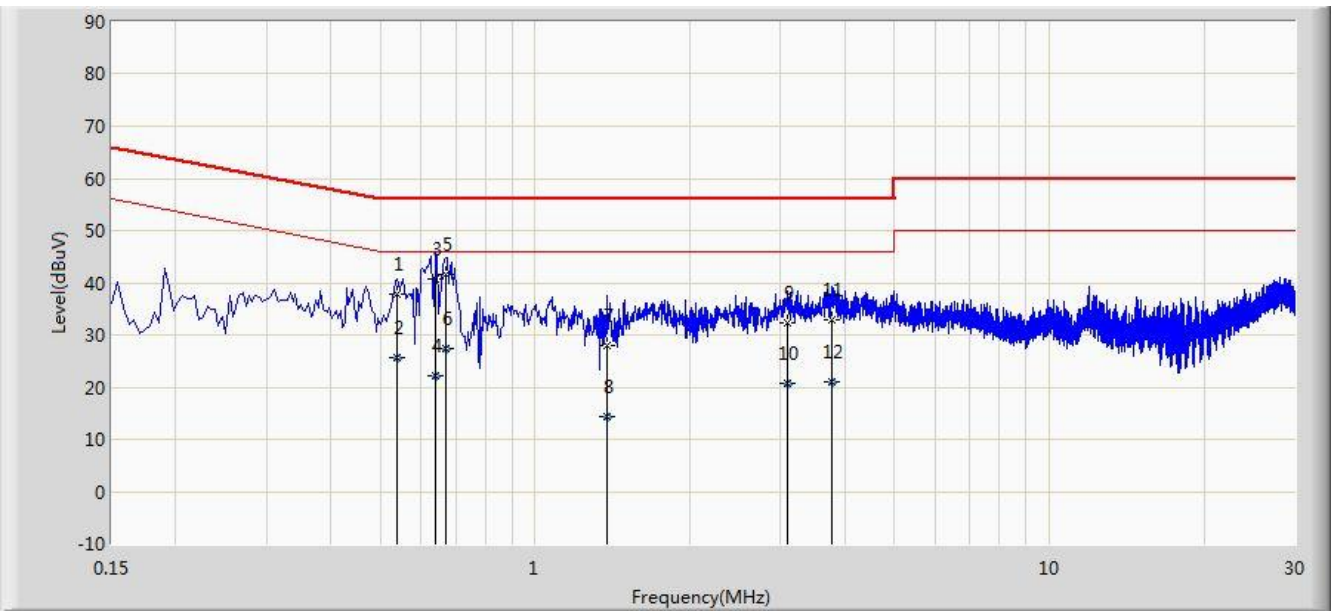

No	Flag	Mark	Frequency (MHz)	Measure Level (dBuV)	Reading Level (dBuV)	Over Limit (dB)	Limit (dBuV)	Factor (dB)	Type
1			0.538	37.935	27.788	-18.065	56.000	10.147	QP
2			0.538	25.605	15.458	-20.395	46.000	10.147	AV
3			0.638	40.757	30.662	-15.243	56.000	10.095	QP
4			0.638	22.169	12.074	-23.831	46.000	10.095	AV
5		*	0.670	41.462	31.383	-14.538	56.000	10.079	QP
6			0.670	27.355	17.276	-18.645	46.000	10.079	AV
7			1.382	28.069	18.175	-27.931	56.000	9.894	QP
8			1.382	14.413	4.520	-31.587	46.000	9.894	AV
9			3.098	32.284	22.425	-23.716	56.000	9.859	QP
10			3.098	20.713	10.854	-25.287	46.000	9.859	AV
11			3.786	32.905	22.947	-23.095	56.000	9.958	QP
12			3.786	21.068	11.110	-24.932	46.000	9.958	AV

Note: Measure Level (dBμV) = Reading Level (dBμV) + Factor (dB)

Factor (dB) = Cable Loss (dB) + LISN Factor (dB)

Site: SR2	Time: 2016/09/01 - 10:09
Limit: FCC_Part15.207_CE_AC Power_ClassB	Engineer: Vince Yu
Probe: ENV216_101683_Filter On	Polarity: Neutral
EUT: VR All-In-One Headset	Power: AC 120V/60Hz
Worst Case Mode: Transmit by 802.11g at Channel 2437MHz	

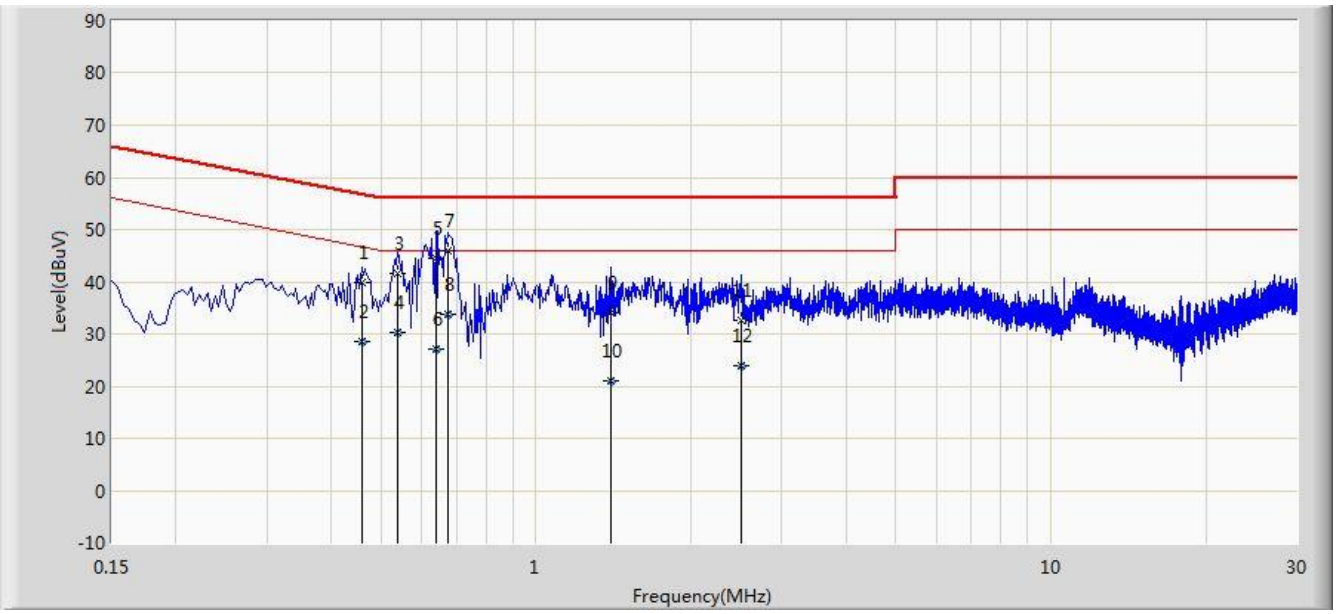

No	Flag	Mark	Frequency (MHz)	Measure Level (dBuV)	Reading Level (dBuV)	Over Limit (dB)	Limit (dBuV)	Factor (dB)	Type
1			0.458	39.756	29.600	-16.973	56.729	10.156	QP
2			0.458	28.660	18.505	-18.069	46.729	10.156	AV
3			0.538	41.534	31.369	-14.466	56.000	10.166	QP
4			0.538	30.240	20.075	-15.760	46.000	10.166	AV
5			0.638	44.524	34.414	-11.476	56.000	10.110	QP
6			0.638	27.106	16.996	-18.894	46.000	10.110	AV
7		*	0.674	45.919	35.830	-10.081	56.000	10.090	QP
8			0.674	33.725	23.635	-12.275	46.000	10.090	AV
9			1.398	33.916	24.022	-22.084	56.000	9.894	QP
10			1.398	20.944	11.051	-25.056	46.000	9.894	AV
11			2.510	32.547	22.687	-23.453	56.000	9.861	QP
12			2.510	23.856	13.995	-22.144	46.000	9.861	AV

Note: Measure Level (dBμV) = Reading Level (dBμV) + Factor (dB)

Factor (dB) = Cable Loss (dB) + LISN Factor (dB)

8. CONCLUSION

The data collected relate only the item(s) tested and show that the **VR All-In-One Headset FCC ID: 2AI3G-A7210** is in compliance with Part 15C of the FCC Rules.

The End