Channel 11 (2462MHz)	
100kHz PSD Reference Level	**High Band Edge**
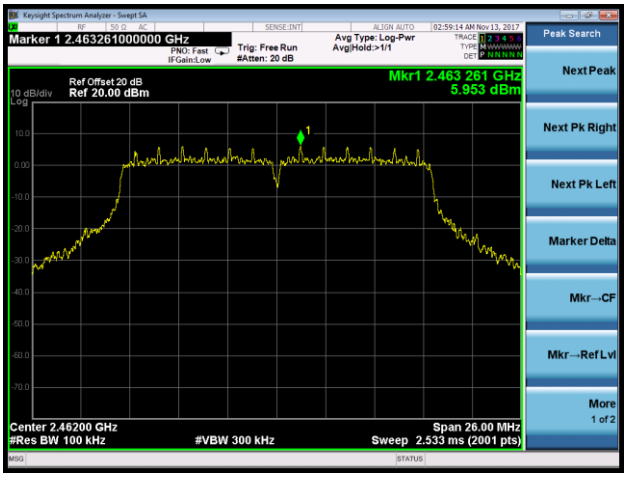	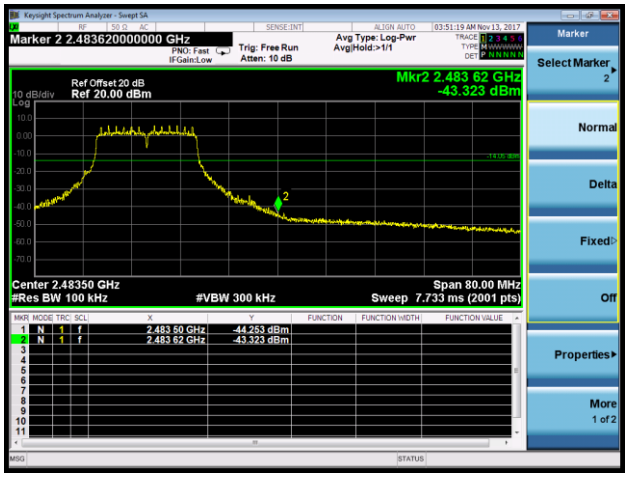
Spurious Emission	
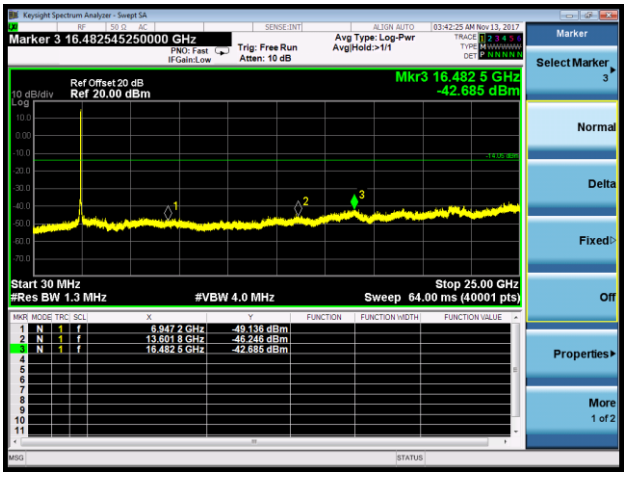	

802.11n-HT20 Out-of-Band Emissions

Channel 01 (2412MHz)

100kHz PSD Reference Level	Low Band Edge
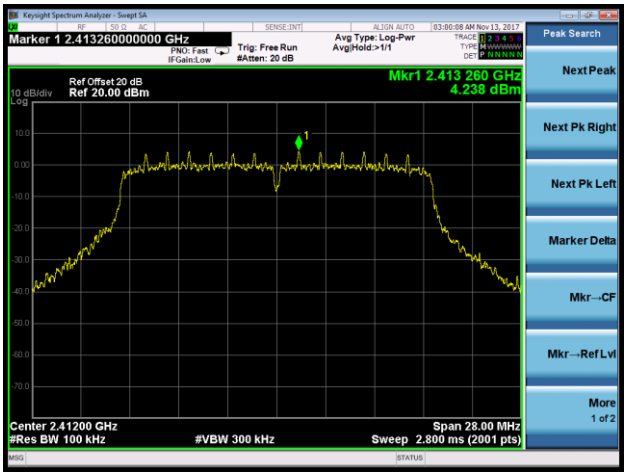	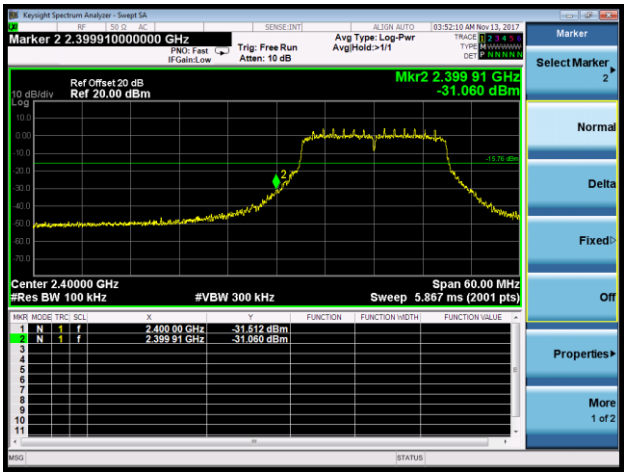

Spurious Emission

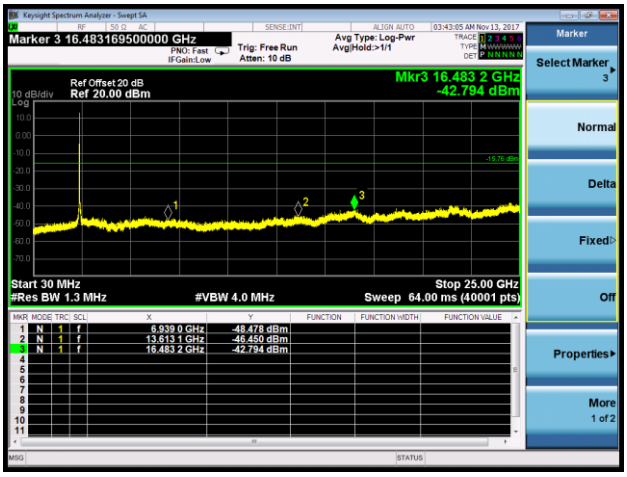

Channel 06 (2437MHz)

100kHz PSD Reference Level	Spurious Emission
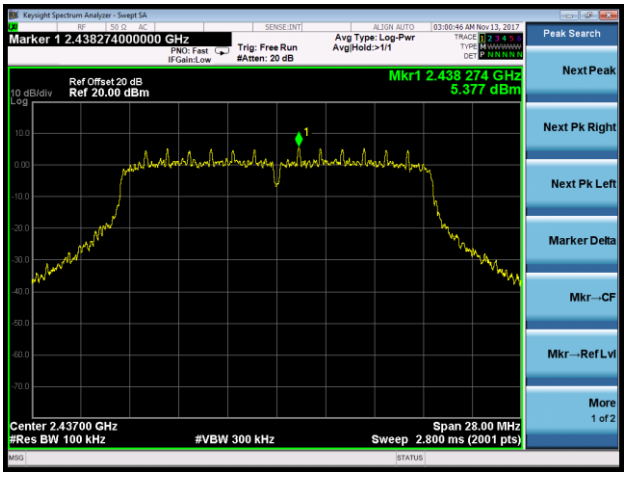	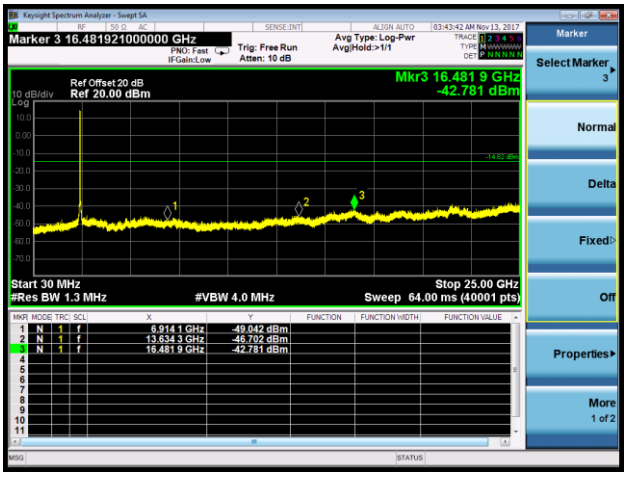

Channel 11 (2462MHz)	
100kHz PSD Reference Level	**High Band Edge**
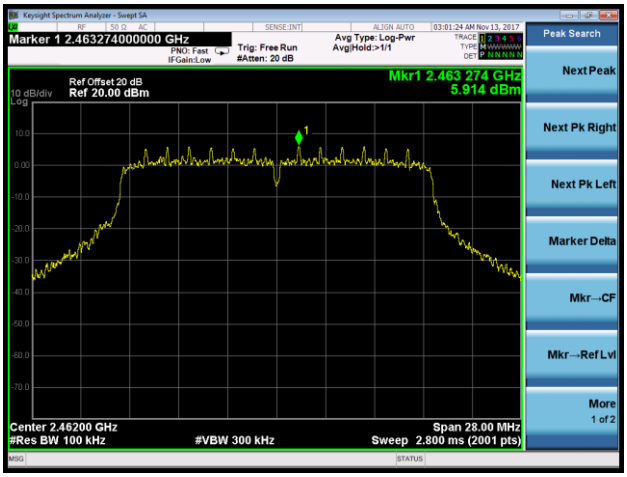	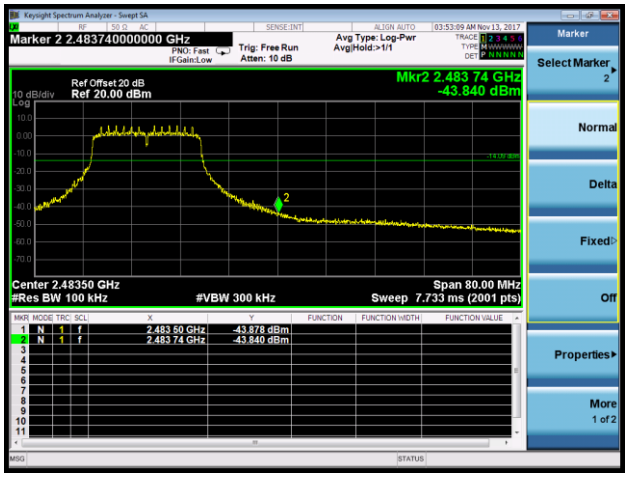
Spurious Emission	
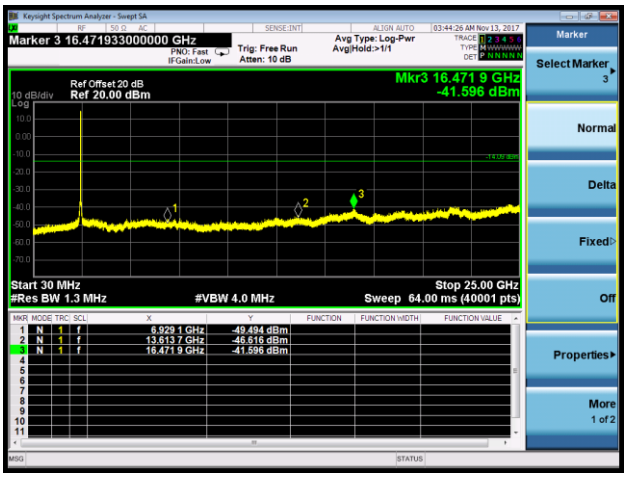	

802.11n-HT40 Out-of-Band Emissions

Channel 03 (2422MHz)

100kHz PSD Reference Level	Low Band Edge
	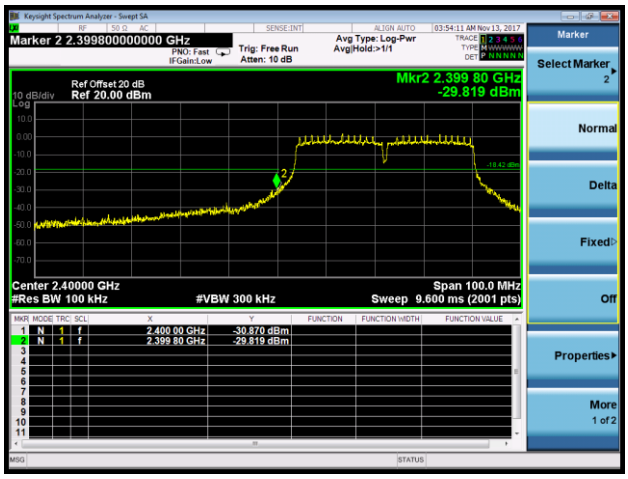

Spurious Emission

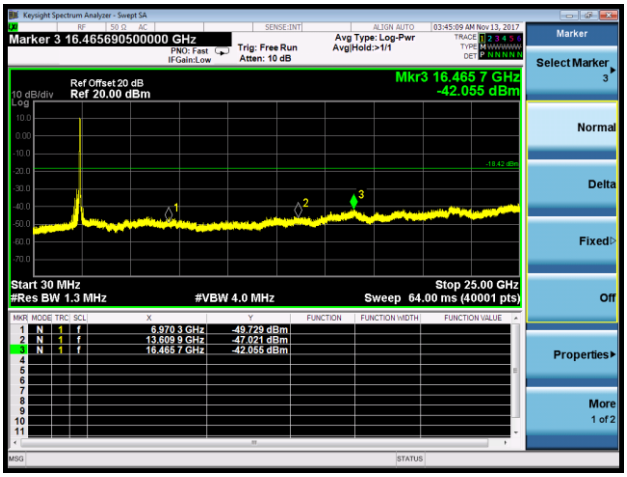

Channel 06 (2437MHz)

100kHz PSD Reference Level	Spurious Emission
	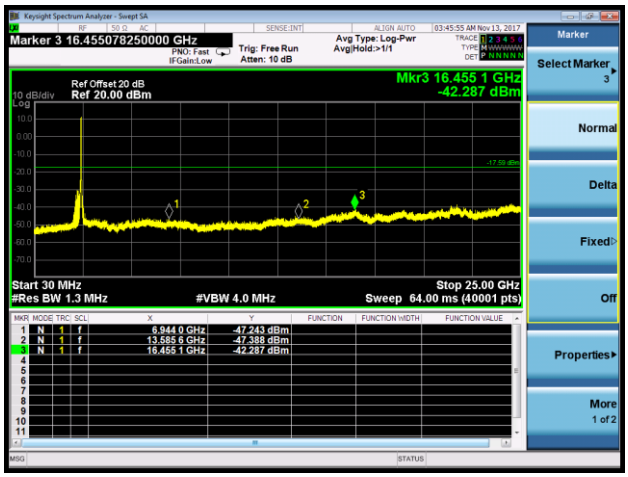

Channel 09 (2452MHz)	
100kHz PSD Reference Level	**High Band Edge**
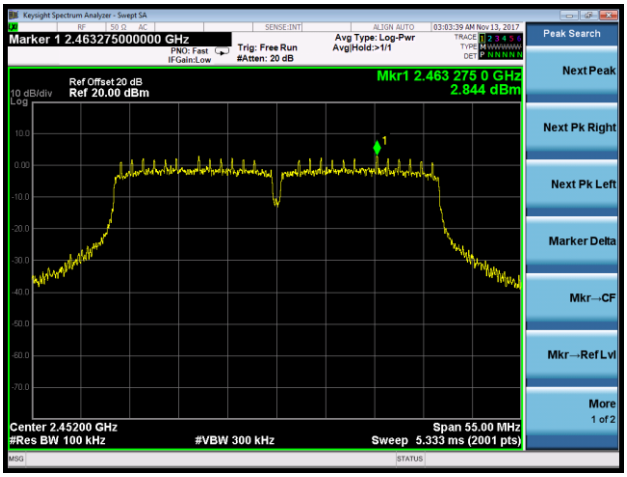	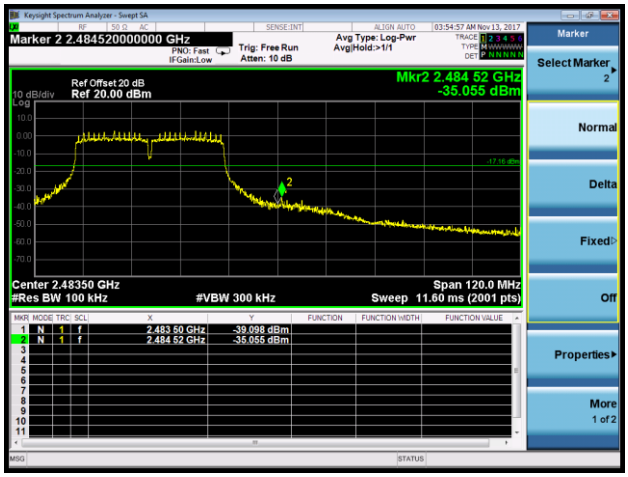
Spurious Emission	
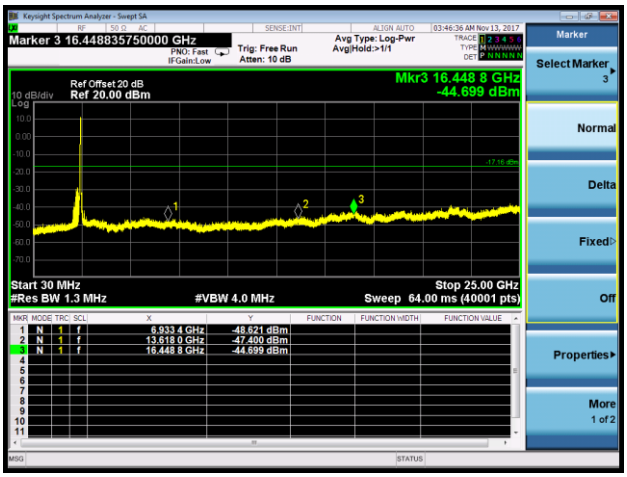	

7.6. Radiated Spurious Emission Measurement

7.6.1. Test Limit

All out of band emissions appearing in a restricted band as specified in Section 15.205 of the Title 47 CFR must not exceed the limits shown in Table per Section 15.209.

FCC Part 15 Subpart C Paragraph 15.209		
Frequency [MHz]	Field Strength [uV/m]	Measured Distance [Meters]
0.009 – 0.490	2400/F (kHz)	300
0.490 – 1.705	24000/F (kHz)	30
1.705 - 30	30	30
30 - 88	100	3
88 - 216	150	3
216 - 960	200	3
Above 960	500	3

7.6.2. Test Procedure Used

KDB 558074 D01v04 – Section 12.2.3 (quasi-peak measurements)

KDB 558074 D01v04 – Section 12.2.4 (peak power measurements)

KDB 558074 D01v04 – Section 12.2.5 (average power measurements)

7.6.3. Test Setting

Peak Field Strength Measurements per Section 12.2.4 of KDB 558074 D01v04

1. Analyzer center frequency was set to the frequency of the radiated spurious emission of interest
2. RBW = as specified in Table 1
3. VBW = 3MHz
4. Detector = peak
5. Sweep time = auto couple

6. Trace mode = max hold
7. Trace was allowed to stabilize

Table 1 - RBW as a function of frequency

Frequency	RBW
9 ~ 150 kHz	200 ~ 300 Hz
0.15 ~ 30 MHz	9 ~ 10 kHz
30 ~ 1000 MHz	100 ~ 120 kHz
> 1000 MHz	1 MHz

Average Field Strength Measurements per Section 12.2.5.3 of KDB 558074 D01v04

1. Analyzer center frequency was set to the frequency of the radiated spurious emission of interest
2. RBW = 1MHz
3. VBW ≥ 1/T
4. De As an alternative, the instrument may be set to linear detector mode. Ensure that video filtering is applied in linear voltage domain (rather than in a log or dB domain). Some instruments require linear display mode in order to accomplish this. Others have a setting for Average-VBW Type, which can be set to “Voltage” regardless of the display mode
5. Detector = Peak
6. Sweep time = auto
7. Trace mode = max hold
8. Allow max hold to run for at least 50 times (1/duty cycle) traces

7.6.4. Test Setup

9kHz ~ 30MHz Test Setup:

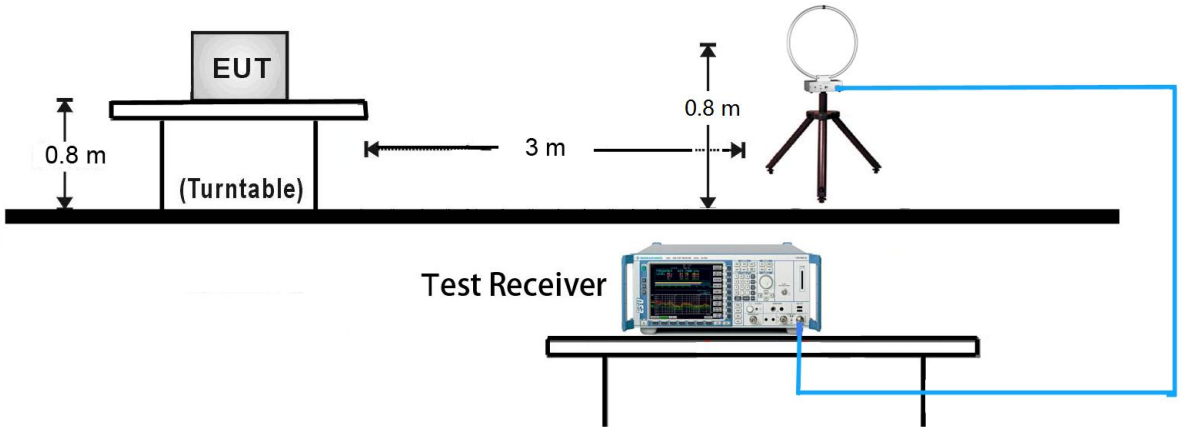

30MHz ~ 1GHz Test Setup:

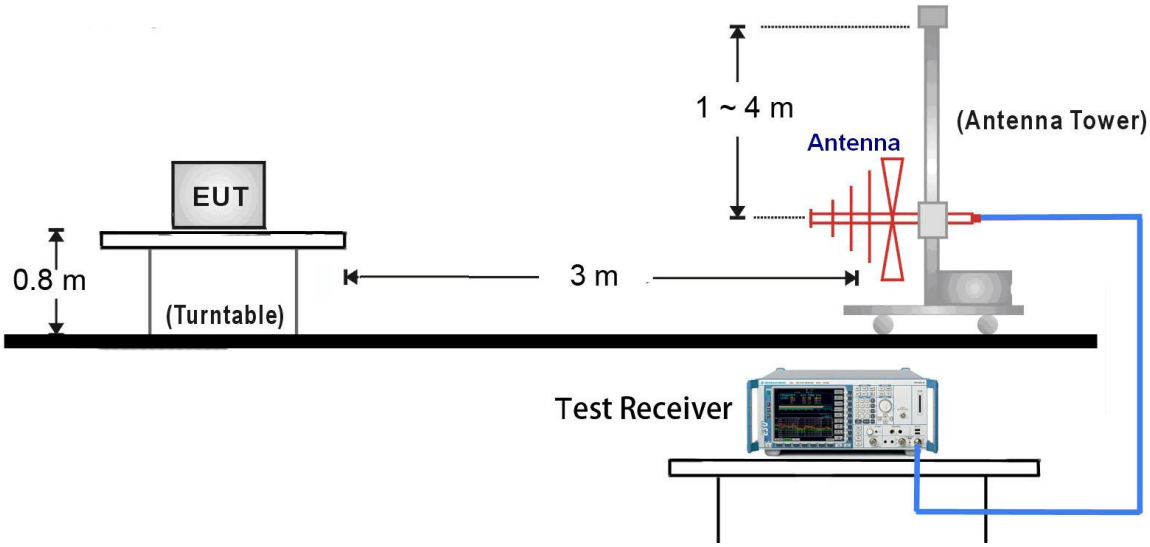

1GHz ~ 18GHz Test Setup:

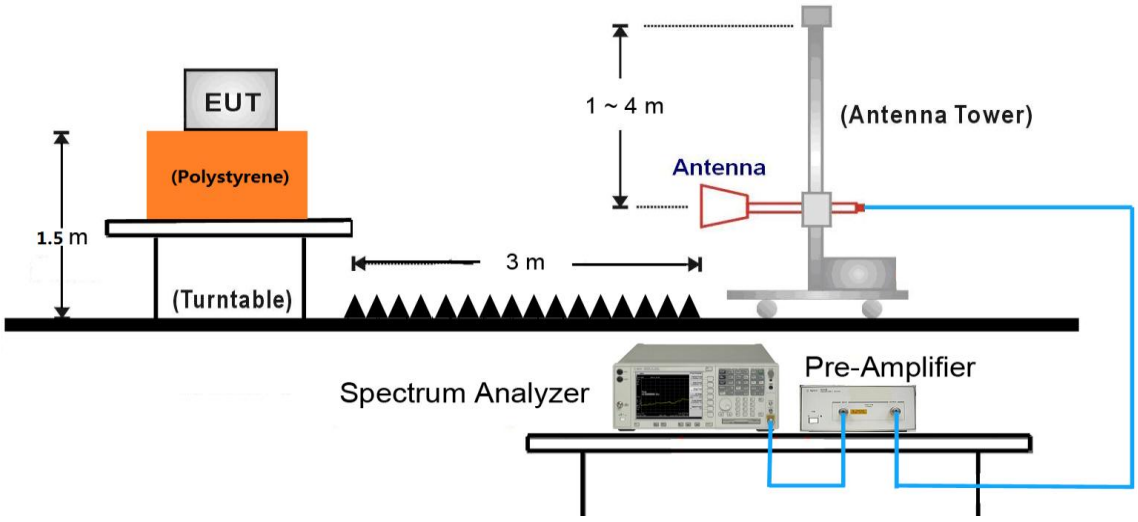

18GHz ~25GHz Test Setup:

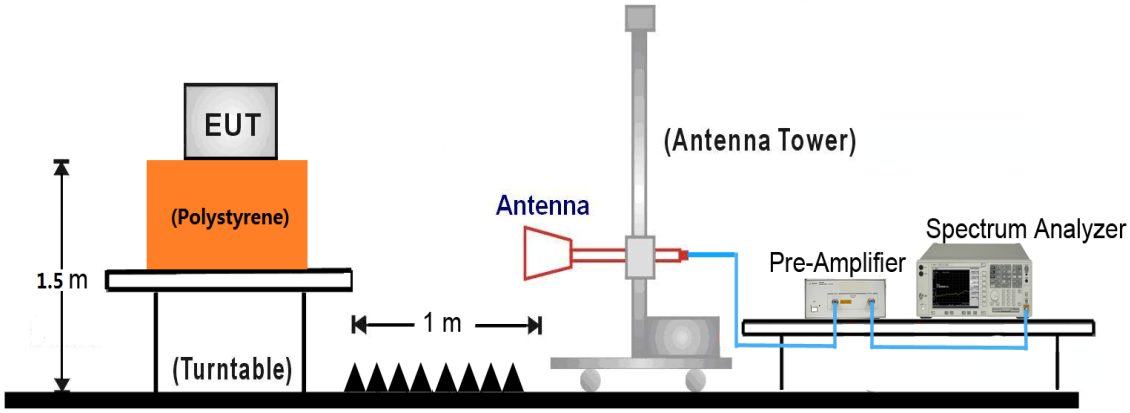

7.6.5. Test Result

Remark: There are the ambient noise within frequency range 9 kHz ~ 30 MHz and 18GHz ~ 25GHz, the permissible value is not show in the report.

Test Mode:	802.11b	Test Site:	AC1
Test Channel:	01	Test Engineer:	Will Yan
Remark:	1. Average measurement was not performed if peak level lower than average limit. 2. Other frequency was 20dB below limit line within 1-18GHz, there is not show in the report.		

Mark	Frequency (MHz)	Reading Level (dBμV)	Factor (dB)	Measure Level (dBμV/m)	Limit (dBμV/m)	Margin (dB)	Detector	Polarization
	4850.5	35.7	2.7	38.4	74.0	-35.6	Peak	Horizontal
	7494.0	35.1	8.2	43.3	74.0	-30.7	Peak	Horizontal
*	9814.5	35.1	11.6	46.7	79.2	-32.5	Peak	Horizontal
*	14200.5	34.8	15.4	50.2	79.2	-29.0	Peak	Horizontal
	4876.0	36.0	2.7	38.7	74.0	-35.3	Peak	Vertical
	7315.5	34.4	8.0	42.4	74.0	-31.6	Peak	Vertical
*	9814.5	34.5	11.6	46.1	79.2	-33.1	Peak	Vertical
*	13597.0	35.1	13.9	49.0	79.2	-30.2	Peak	Vertical

Note 1: "*" is not in restricted band, its limit is 20dBc of the fundamental emission level (99.2dBμV/m).
Note 2: Measure Level (dBμV/m) = Reading Level (dBμV) + Factor (dB)
Factor (dB) = Cable Loss (dB) + Antenna Factor (dB/m) - Pre_Amplifier Gain (dB)

Test Mode:	802.11b	Test Site:	AC1
Test Channel:	06	Test Engineer:	Will Yan
Remark:	1. Average measurement was not performed if peak level lower than average limit. 2. Other frequency was 20dB below limit line within 1-18GHz, there is not show in the report.		

Mark	Frequency (MHz)	Reading Level (dBμV)	Factor (dB)	Measure Level (dBμV/m)	Limit (dBμV/m)	Margin (dB)	Detector	Polarization
	4629.5	35.0	2.1	37.1	74.0	-36.9	Peak	Horizontal
	7553.5	34.9	8.3	43.2	74.0	-30.8	Peak	Horizontal
*	9814.5	34.5	11.6	46.1	80.1	-34.0	Peak	Horizontal
*	13597.0	35.1	13.9	49.0	80.1	-31.1	Peak	Horizontal
	4884.5	34.8	2.7	37.5	74.0	-36.5	Peak	Vertical
	7528.0	34.7	8.3	43.0	74.0	-31.0	Peak	Vertical
*	9823.0	34.0	11.6	45.6	80.1	-34.5	Peak	Vertical
*	14073.0	34.4	15.1	49.5	80.1	-30.6	Peak	Vertical

Note 1: "*" is not in restricted band, its limit is 20dBc of the fundamental emission level (100.1dBμV/m) or FCC 15.209 which is higher.

Note 2: Measure Level (dBμV/m) = Reading Level (dBμV) + Factor (dB)

Factor (dB) = Cable Loss (dB) + Antenna Factor (dB/m) - Pre_Amplifier Gain (dB)

Test Mode:	802.11b	Test Site:	AC1
Test Channel:	11	Test Engineer:	Will Yan
Remark:	1. Average measurement was not performed if peak level lower than average limit. 2. Other frequency was 20dB below limit line within 1-18GHz, there is not show in the report.		

Mark	Frequency (MHz)	Reading Level (dBμV)	Factor (dB)	Measure Level (dBμV/m)	Limit (dBμV/m)	Margin (dB)	Detector	Polarization
	4876.0	34.1	2.7	36.8	74.0	-37.2	Peak	Horizontal
	7587.5	33.7	8.2	41.9	74.0	-32.1	Peak	Horizontal
*	9882.5	34.2	11.6	45.8	81.0	-35.2	Peak	Horizontal
*	14098.5	33.4	15.1	48.5	81.0	-32.5	Peak	Horizontal
	4689.0	35.0	2.3	37.3	74.0	-36.7	Peak	Vertical
	7553.5	34.8	8.3	43.1	74.0	-30.9	Peak	Vertical
*	9789.0	33.4	11.4	44.8	81.0	-36.2	Peak	Vertical
*	13648.0	34.4	13.9	48.3	81.0	-32.7	Peak	Vertical

Note 1: "*" is not in restricted band, its limit is 20dBc of the fundamental emission level (101.0dBμV/m) or FCC 15.209 which is higher.

Note 2: Measure Level (dBμV/m) = Reading Level (dBμV) + Factor (dB)

Factor (dB) = Cable Loss (dB) + Antenna Factor (dB/m) - Pre_Amplifier Gain (dB)

Test Mode:	802.11g	Test Site:	AC1
Test Channel:	01	Test Engineer:	Will Yan
Remark:	1. Average measurement was not performed if peak level lower than average limit. 2. Other frequency was 20dB below limit line within 1-18GHz, there is not show in the report.		

Mark	Frequency (MHz)	Reading Level (dBμV)	Factor (dB)	Measure Level (dBμV/m)	Limit (dBμV/m)	Margin (dB)	Detector	Polarization
	4714.5	34.7	2.4	37.1	74.0	-36.9	Peak	Horizontal
	7511.0	34.6	8.3	42.9	74.0	-31.1	Peak	Horizontal
*	9891.0	34.4	11.6	46.0	82.1	-36.1	Peak	Horizontal
*	13529.0	35.0	13.8	48.8	82.1	-33.3	Peak	Horizontal
	4901.5	35.1	2.7	37.8	74.0	-36.2	Peak	Vertical
	7613.0	35.3	8.1	43.4	74.0	-30.6	Peak	Vertical
*	9823.0	33.9	11.6	45.5	82.1	-36.6	Peak	Vertical
*	13622.5	34.8	13.9	48.7	82.1	-33.4	Peak	Vertical

Note 1: "*" is not in restricted band, its limit is 20dBc of the fundamental emission level (102.1dBμV/m) or FCC 15.209 which is higher.

Note 2: Measure Level (dBμV/m) = Reading Level (dBμV) + Factor (dB)

Factor (dB) = Cable Loss (dB) + Antenna Factor (dB/m) - Pre_Amplifier Gain (dB)

Test Mode:	802.11g	Test Site:	AC1
Test Channel:	06	Test Engineer:	Will Yan
Remark:	1. Average measurement was not performed if peak level lower than average limit. 2. Other frequency was 20dB below limit line within 1-18GHz, there is not show in the report.		

Mark	Frequency (MHz)	Reading Level (dBμV)	Factor (dB)	Measure Level (dBμV/m)	Limit (dBμV/m)	Margin (dB)	Detector	Polarization
	5097.0	35.9	3.2	39.1	74.0	-34.9	Peak	Horizontal
	8106.0	35.4	8.6	44.0	74.0	-30.0	Peak	Horizontal
*	9712.5	35.1	11.0	46.1	81.7	-35.6	Peak	Horizontal
*	13801.0	35.0	14.4	49.4	81.7	-32.3	Peak	Horizontal
	4995.0	35.3	3.0	38.3	74.0	-35.7	Peak	Vertical
	7468.5	34.8	8.1	42.9	74.0	-31.1	Peak	Vertical
*	9857.0	34.2	11.6	45.8	81.7	-35.9	Peak	Vertical
*	13988.0	34.7	14.9	49.6	81.7	-32.1	Peak	Vertical

Note 1: "*" is not in restricted band, its limit is 20dBc of the fundamental emission level (101.7dBμV/m) or FCC 15.209 which is higher.

Note 2: Measure Level (dBμV/m) = Reading Level (dBμV) + Factor (dB)

Factor (dB) = Cable Loss (dB) + Antenna Factor (dB/m) - Pre_Amplifier Gain (dB)

Test Mode:	802.11g	Test Site:	AC1
Test Channel:	11	Test Engineer:	Will Yan
Remark:	1. Average measurement was not performed if peak level lower than average limit. 2. Other frequency was 20dB below limit line within 1-18GHz, there is not show in the report.		

Mark	Frequency (MHz)	Reading Level (dBμV)	Factor (dB)	Measure Level (dBμV/m)	Limit (dBμV/m)	Margin (dB)	Detector	Polarization
	5012.0	35.0	3.0	38.0	74.0	-36.0	Peak	Horizontal
	7477.0	34.2	8.2	42.4	74.0	-31.6	Peak	Horizontal
*	9908.0	33.9	11.6	45.5	81.3	-35.8	Peak	Horizontal
*	13750.0	34.3	14.2	48.5	81.3	-32.8	Peak	Horizontal
	4935.5	35.3	2.8	38.1	74.0	-35.9	Peak	Vertical
	7468.5	34.6	8.1	42.7	74.0	-31.3	Peak	Vertical
*	9814.5	34.7	11.6	46.3	81.3	-35.0	Peak	Vertical
*	13673.5	35.0	13.9	48.9	81.3	-32.4	Peak	Vertical

Note 1: "*" is not in restricted band, its limit is 20dBc of the fundamental emission level (101.3dBμV/m) or FCC 15.209 which is higher.

Note 2: Measure Level (dBμV/m) = Reading Level (dBμV) + Factor (dB)

Factor (dB) = Cable Loss (dB) + Antenna Factor (dB/m) - Pre_Amplifier Gain (dB)

Test Mode:	802.11n-HT20	Test Site:	AC1
Test Channel:	01	Test Engineer:	Will Yan
Remark:	1. Average measurement was not performed if peak level lower than average limit. 2. Other frequency was 20dB below limit line within 1-18GHz, there is not show in the report.		

Mark	Frequency (MHz)	Reading Level (dBμV)	Factor (dB)	Measure Level (dBμV/m)	Limit (dBμV/m)	Margin (dB)	Detector	Polarization
	4961.0	35.7	2.9	38.6	74.0	-35.4	Peak	Horizontal
	7519.5	34.8	8.3	43.1	74.0	-30.9	Peak	Horizontal
*	9823.0	34.5	11.6	46.1	80.3	-34.2	Peak	Horizontal
*	13741.5	34.7	14.2	48.9	80.3	-31.4	Peak	Horizontal
	4748.5	35.6	2.5	38.1	74.0	-35.9	Peak	Vertical
	7511.0	35.2	8.3	43.5	74.0	-30.5	Peak	Vertical
*	9831.5	34.1	11.6	45.7	80.3	-34.6	Peak	Vertical
*	13682.0	35.3	14.0	49.3	80.3	-31.0	Peak	Vertical

Note 1: "*" is not in restricted band, its limit is 20dBc of the fundamental emission level (100.3dBμV/m) or FCC 15.209 which is higher.

Note 2: Measure Level (dBμV/m) = Reading Level (dBμV) + Factor (dB)

Factor (dB) = Cable Loss (dB) + Antenna Factor (dB/m) - Pre_Amplifier Gain (dB)

Test Mode:	802.11n-HT20	Test Site:	AC1
Test Channel:	06	Test Engineer:	Will Yan
Remark:	1. Average measurement was not performed if peak level lower than average limit. 2. Other frequency was 20dB below limit line within 1-18GHz, there is not show in the report.		

Mark	Frequency (MHz)	Reading Level (dBμV)	Factor (dB)	Measure Level (dBμV/m)	Limit (dBμV/m)	Margin (dB)	Detector	Polarization
	4952.5	34.9	2.9	37.8	74.0	-36.2	Peak	Horizontal
	7485.5	34.5	8.2	42.7	74.0	-31.3	Peak	Horizontal
*	9780.5	34.5	11.4	45.9	81.5	-35.6	Peak	Horizontal
*	13801.0	34.7	14.4	49.1	81.5	-32.4	Peak	Horizontal
	4952.5	35.5	2.9	38.4	74.0	-35.6	Peak	Vertical
	7434.5	35.1	8.0	43.1	74.0	-30.9	Peak	Vertical
*	9780.5	35.0	11.4	46.4	81.5	-35.1	Peak	Vertical
*	13750.0	34.5	14.2	48.7	81.5	-32.8	Peak	Vertical

Note 1: "*" is not in restricted band, its limit is 20dBc of the fundamental emission level (101.5dBμV/m) or FCC 15.209 which is higher.

Note 2: Measure Level (dBμV/m) = Reading Level (dBμV) + Factor (dB)

Factor (dB) = Cable Loss (dB) + Antenna Factor (dB/m) - Pre_Amplifier Gain (dB)

Test Mode:	802.11n-HT20	Test Site:	AC1
Test Channel:	11	Test Engineer:	Will Yan
Remark:	1. Average measurement was not performed if peak level lower than average limit. 2. Other frequency was 20dB below limit line within 1-18GHz, there is not show in the report.		

Mark	Frequency (MHz)	Reading Level (dBμV)	Factor (dB)	Measure Level (dBμV/m)	Limit (dBμV/m)	Margin (dB)	Detector	Polarization
	4527.5	35.4	1.7	37.1	74.0	-36.9	Peak	Horizontal
	7528.0	34.4	8.3	42.7	74.0	-31.3	Peak	Horizontal
*	9899.5	34.5	11.6	46.1	82.0	-35.9	Peak	Horizontal
*	13648.0	34.7	13.9	48.6	82.0	-33.4	Peak	Horizontal
	4918.5	35.2	2.8	38.0	74.0	-36.0	Peak	Vertical
	7528.0	34.1	8.3	42.4	74.0	-31.6	Peak	Vertical
*	9627.5	34.0	11.0	45.0	82.0	-37.0	Peak	Vertical
*	13903.0	33.1	14.6	47.7	82.0	-34.3	Peak	Vertical

Note 1: "*" is not in restricted band, its limit is 20dBc of the fundamental emission level (102.0dBμV/m) or FCC 15.209 which is higher.

Note 2: Measure Level (dBμV/m) = Reading Level (dBμV) + Factor (dB)

Factor (dB) = Cable Loss (dB) + Antenna Factor (dB/m) - Pre_Amplifier Gain (dB)

Test Mode:	802.11n-HT40	Test Site:	AC1
Test Channel:	03	Test Engineer:	Will Yan
Remark:	1. Average measurement was not performed if peak level lower than average limit. 2. Other frequency was 20dB below limit line within 1-18GHz, there is not show in the report.		

Mark	Frequency (MHz)	Reading Level (dBμV)	Factor (dB)	Measure Level (dBμV/m)	Limit (dBμV/m)	Margin (dB)	Detector	Polarization
	4910.0	36.4	2.7	39.1	74.0	-34.9	Peak	Horizontal
	7485.5	35.0	8.2	43.2	74.0	-30.8	Peak	Horizontal
*	9763.5	34.3	11.4	45.7	77.9	-32.2	Peak	Horizontal
*	14132.5	34.2	15.3	49.5	77.9	-28.4	Peak	Horizontal
	4944.0	36.0	2.8	38.8	74.0	-35.2	Peak	Vertical
	7417.5	35.7	8.0	43.7	74.0	-30.3	Peak	Vertical
*	9840.0	34.2	11.6	45.8	77.9	-32.1	Peak	Vertical
*	13928.5	33.8	14.7	48.5	77.9	-29.4	Peak	Vertical

Note 1: "*" is not in restricted band, its limit is 20dBc of the fundamental emission level (97.9dBμV/m) or FCC 15.209 which is higher.

Note 2: Measure Level (dBμV/m) = Reading Level (dBμV) + Factor (dB)

Factor (dB) = Cable Loss (dB) + Antenna Factor (dB/m) - Pre_Amplifier Gain (dB)

Test Mode:	802.11n-HT40	Test Site:	AC1
Test Channel:	06	Test Engineer:	Will Yan
Remark:	1. Average measurement was not performed if peak level lower than average limit. 2. Other frequency was 20dB below limit line within 1-18GHz, there is not show in the report.		

Mark	Frequency (MHz)	Reading Level (dBμV)	Factor (dB)	Measure Level (dBμV/m)	Limit (dBμV/m)	Margin (dB)	Detector	Polarization
	4944.0	35.6	2.8	38.4	74.0	-35.6	Peak	Horizontal
	7358.0	35.2	8.0	43.2	74.0	-30.8	Peak	Horizontal
*	9865.5	33.9	11.6	45.5	78.7	-33.2	Peak	Horizontal
*	13673.5	33.5	13.9	47.4	78.7	-31.3	Peak	Horizontal
	4757.0	34.2	2.6	36.8	74.0	-37.2	Peak	Vertical
	7451.5	34.4	8.0	42.4	74.0	-31.6	Peak	Vertical
*	9661.5	34.3	11.0	45.3	78.7	-33.4	Peak	Vertical
*	13920.0	32.5	14.7	47.2	78.7	-31.5	Peak	Vertical

Note 1: "*" is not in restricted band, its limit is 20dBc of the fundamental emission level (98.7dBμV/m) or FCC 15.209 which is higher.

Note 2: Measure Level (dBμV/m) = Reading Level (dBμV) + Factor (dB)

Factor (dB) = Cable Loss (dB) + Antenna Factor (dB/m) - Pre_Amplifier Gain (dB)

Test Mode:	802.11n-HT40	Test Site:	AC1
Test Channel:	09	Test Engineer:	Will Yan
Remark:	1. Average measurement was not performed if peak level lower than average limit. 2. Other frequency was 20dB below limit line within 1-18GHz, there is not show in the report.		

Mark	Frequency (MHz)	Reading Level (dBμV)	Factor (dB)	Measure Level (dBμV/m)	Limit (dBμV/m)	Margin (dB)	Detector	Polarization
	4799.5	35.4	2.7	38.1	74.0	-35.9	Peak	Horizontal
	7672.5	35.4	8.0	43.4	74.0	-30.6	Peak	Horizontal
*	9814.5	34.2	11.6	45.8	79.6	-33.8	Peak	Horizontal
*	13741.5	33.2	14.2	47.4	79.6	-32.2	Peak	Horizontal
	4935.5	35.3	2.8	38.1	74.0	-35.9	Peak	Vertical
	7511.0	34.6	8.3	42.9	74.0	-31.1	Peak	Vertical
*	9865.5	33.8	11.6	45.4	79.6	-34.2	Peak	Vertical
*	13580.0	33.2	14.0	47.2	79.6	-32.4	Peak	Vertical

Note 1: "*" is not in restricted band, its limit is 20dBc of the fundamental emission level (99.6dBμV/m) or FCC 15.209 which is higher.

Note 2: Measure Level (dBμV/m) = Reading Level (dBμV) + Factor (dB)

Factor (dB) = Cable Loss (dB) + Antenna Factor (dB/m) - Pre_Amplifier Gain (dB)

The worst case of Radiated Emission below 1GHz:

Site: AC1	Time: 2017/11/15 - 16:01
Limit: FCC_Part15.209_RE(3m)	Engineer: Snake Ni
Probe: VULB 9168 _20-2000MHz	Polarity: Horizontal
EUT: VR All-In-One Headset	Power: By Battery
Worse Case Mode: Transmit by 802.11b at Channel 2412MHz	

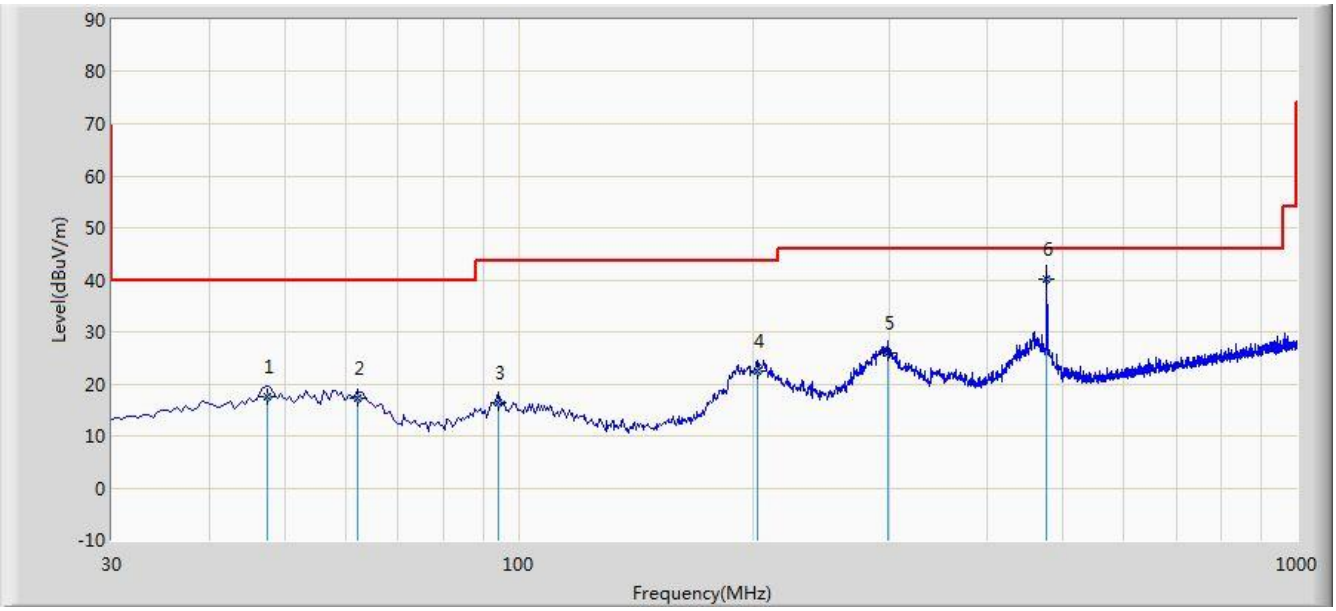

No	Flag	Mark	Frequency (MHz)	Measure Level (dBuV/m)	Reading Level (dBuV)	Over Limit (dB)	Limit (dBuV/m)	Factor (dB)	Type
1			47.460	17.630	2.660	-22.370	40.000	14.969	QP
2			62.010	17.167	3.640	-22.833	40.000	13.527	QP
3			94.020	16.438	4.230	-27.062	43.500	12.208	QP
4			202.660	22.444	10.120	-21.056	43.500	12.324	QP
5			297.720	25.893	11.370	-20.107	46.000	14.524	QP
6		*	477.655	40.050	22.090	-5.950	46.000	17.960	QP

Note: Measure Level (dBµV/m) = Reading Level (dBµV) + Factor (dB)

Factor (dB) = Cable Loss (dB) + Antenna Factor (dB/m)

Site: AC1	Time: 2017/11/15 - 16:10
Limit: FCC_Part15.209_RE(3m)	Engineer: Snake Ni
Probe: VULB 9168 _20-2000MHz	Polarity: Vertical
EUT: VR All-In-One Headset	Power: By Battery
Worse Case Mode: Transmit by 802.11b at Channel 2412MHz	

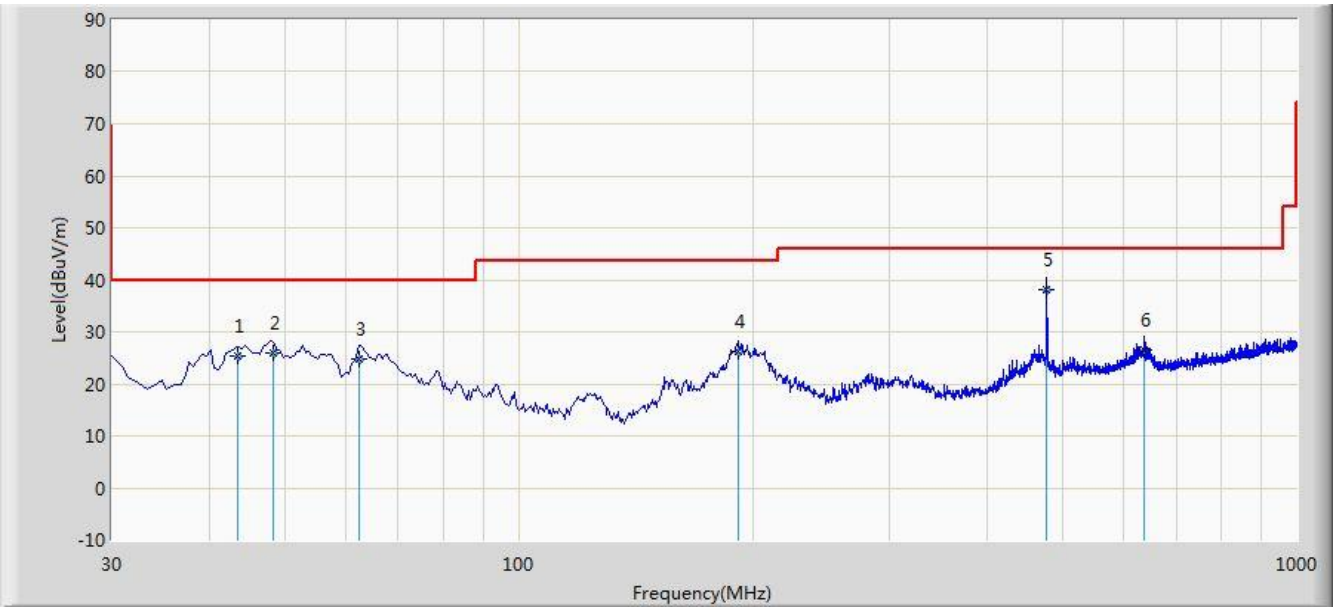

No	Flag	Mark	Frequency (MHz)	Measure Level (dBuV/m)	Reading Level (dBuV)	Over Limit (dB)	Limit (dBuV/m)	Factor (dB)	Type
1			43.580	25.415	10.860	-14.585	40.000	14.555	QP
2			48.430	25.978	11.010	-14.022	40.000	14.968	QP
3			62.495	24.759	11.390	-15.241	40.000	13.369	QP
4			191.505	26.309	14.420	-17.191	43.500	11.889	QP
5		*	477.655	38.100	20.140	-7.900	46.000	17.960	QP
6			636.250	26.662	6.150	-19.338	46.000	20.512	QP

Note: Measure Level (dBµV/m) = Reading Level (dBµV) + Factor (dB)

Factor (dB) = Cable Loss (dB) + Antenna Factor (dB/m)

7.7. Radiated Restricted Band Edge Measurement

7.7.1. Test Result

Site: AC1	Time: 2017/11/01 - 20:25
Limit: FCC_Part15.209_RE(3m)	Engineer: Will Yan
Probe: BBHA9120D_1-18GHz	Polarity: Horizontal
EUT: VR All-In-One Headset	Power: By Battery
Test Mode: Transmit by 802.11b at Channel 2412MHz	

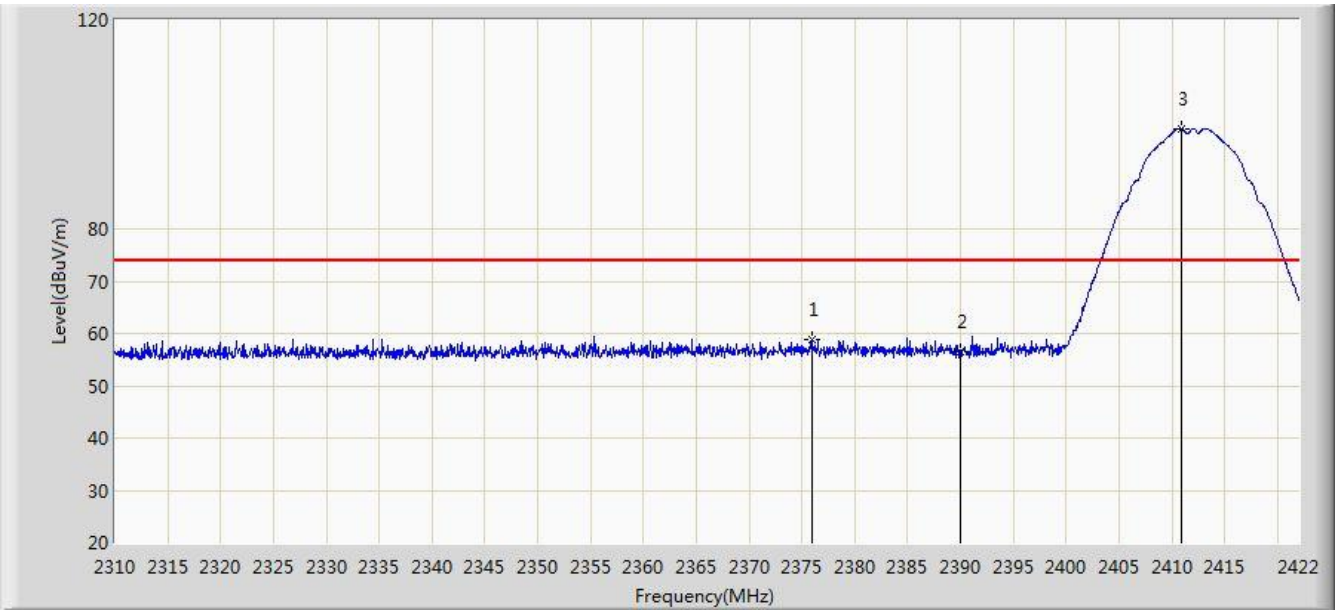

No	Flag	Mark	Frequency (MHz)	Measure Level (dBuV/m)	Reading Level (dBuV)	Over Limit (dB)	Limit (dBuV/m)	Factor (dB)	Type
1			2375.912	58.786	27.557	-15.214	74.000	31.228	PK
2			2390.000	56.656	25.453	-17.344	74.000	31.203	PK
3		*	2410.968	99.183	68.012	N/A	N/A	31.171	PK

Note: Measure Level (dBμV/m) = Reading Level (dBμV) + Factor (dB)

Factor (dB) = Cable Loss (dB) + Antenna Factor (dB/m)

Site: AC1	Time: 2017/11/01 - 20:28
Limit: FCC_Part15.209_RE(3m)	Engineer: Will Yan
Probe: BBHA9120D_1-18GHz	Polarity: Horizontal
EUT: VR All-In-One Headset	Power: By Battery
Test Mode: Transmit by 802.11b at Channel 2412MHz	

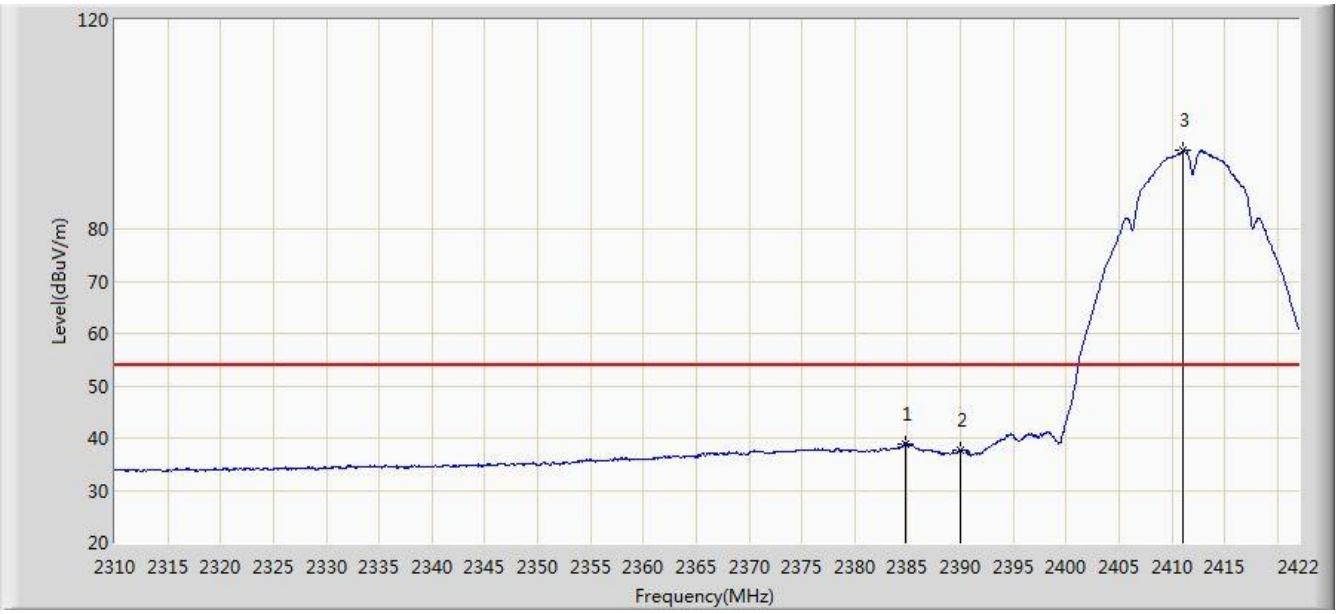

No	Flag	Mark	Frequency (MHz)	Measure Level (dBuV/m)	Reading Level (dBuV)	Over Limit (dB)	Limit (dBuV/m)	Factor (dB)	Type
1			2384.760	38.985	7.773	-15.015	54.000	31.212	AV
2			2390.000	37.731	6.528	-16.269	54.000	31.203	AV
3		*	2411.024	95.089	63.918	N/A	N/A	31.171	AV

Note: Measure Level (dBμV/m) = Reading Level (dBμV) + Factor (dB)

Factor (dB) = Cable Loss (dB) + Antenna Factor (dB/m)

Site: AC1	Time: 2017/11/01 - 20:31
Limit: FCC_Part15.209_RE(3m)	Engineer: Will Yan
Probe: BBHA9120D_1-18GHz	Polarity: Vertical
EUT: VR All-In-One Headset	Power: By Battery
Test Mode: Transmit by 802.11b at Channel 2412MHz	

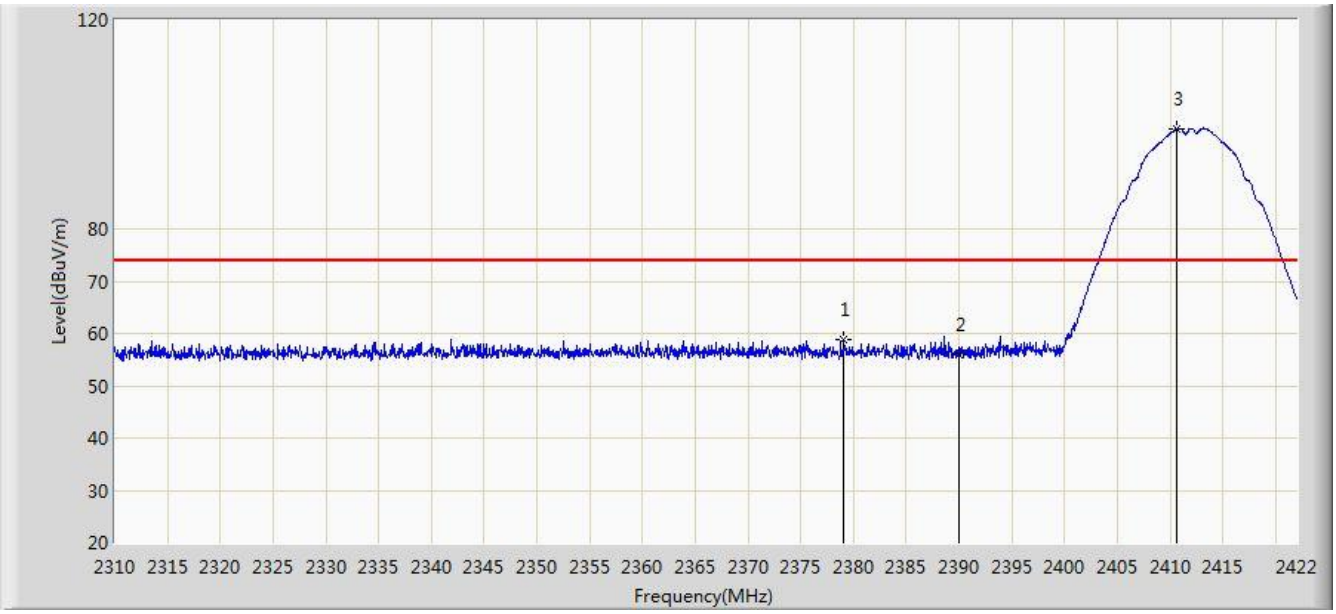

No	Flag	Mark	Frequency (MHz)	Measure Level (dBuV/m)	Reading Level (dBuV)	Over Limit (dB)	Limit (dBuV/m)	Factor (dB)	Type
1			2379.104	58.964	27.741	-15.036	74.000	31.223	PK
2			2390.000	55.898	24.695	-18.102	74.000	31.203	PK
3		*	2410.576	99.077	67.905	N/A	N/A	31.172	PK

Note: Measure Level (dBμV/m) = Reading Level (dBμV) + Factor (dB)

Factor (dB) = Cable Loss (dB) + Antenna Factor (dB/m)

Site: AC1	Time: 2017/11/01 - 20:32
Limit: FCC_Part15.209_RE(3m)	Engineer: Will Yan
Probe: BBHA9120D_1-18GHz	Polarity: Vertical
EUT: VR All-In-One Headset	Power: By Battery
Test Mode: Transmit by 802.11b at Channel 2412MHz	

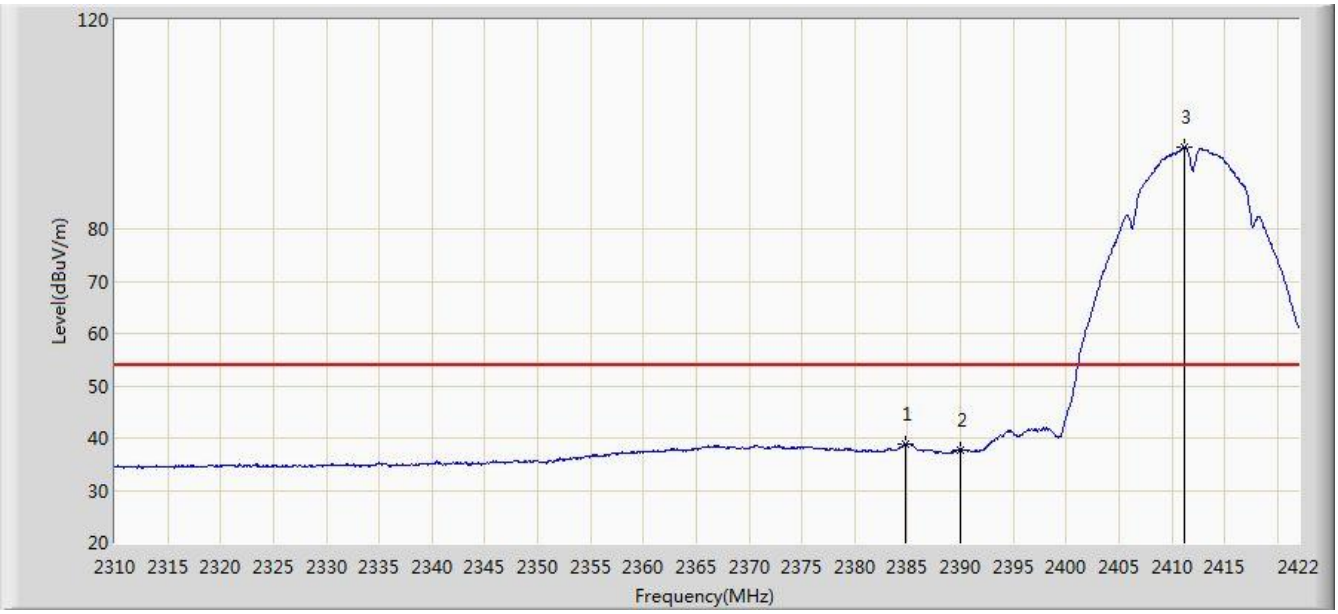

No	Flag	Mark	Frequency (MHz)	Measure Level (dBuV/m)	Reading Level (dBuV)	Over Limit (dB)	Limit (dBuV/m)	Factor (dB)	Type
1			2384.872	38.910	7.698	-15.090	54.000	31.212	AV
2			2390.000	37.822	6.619	-16.178	54.000	31.203	AV
3		*	2411.192	95.626	64.455	N/A	N/A	31.171	AV

Note: Measure Level (dBμV/m) = Reading Level (dBμV) + Factor (dB)

Factor (dB) = Cable Loss (dB) + Antenna Factor (dB/m)

Site: AC1	Time: 2017/11/01 - 20:34
Limit: FCC_Part15.209_RE(3m)	Engineer: Will Yan
Probe: BBHA9120D_1-18GHz	Polarity: Horizontal
EUT: VR All-In-One Headset	Power: By Battery
Test Mode: Transmit by 802.11b at Channel 2462MHz	

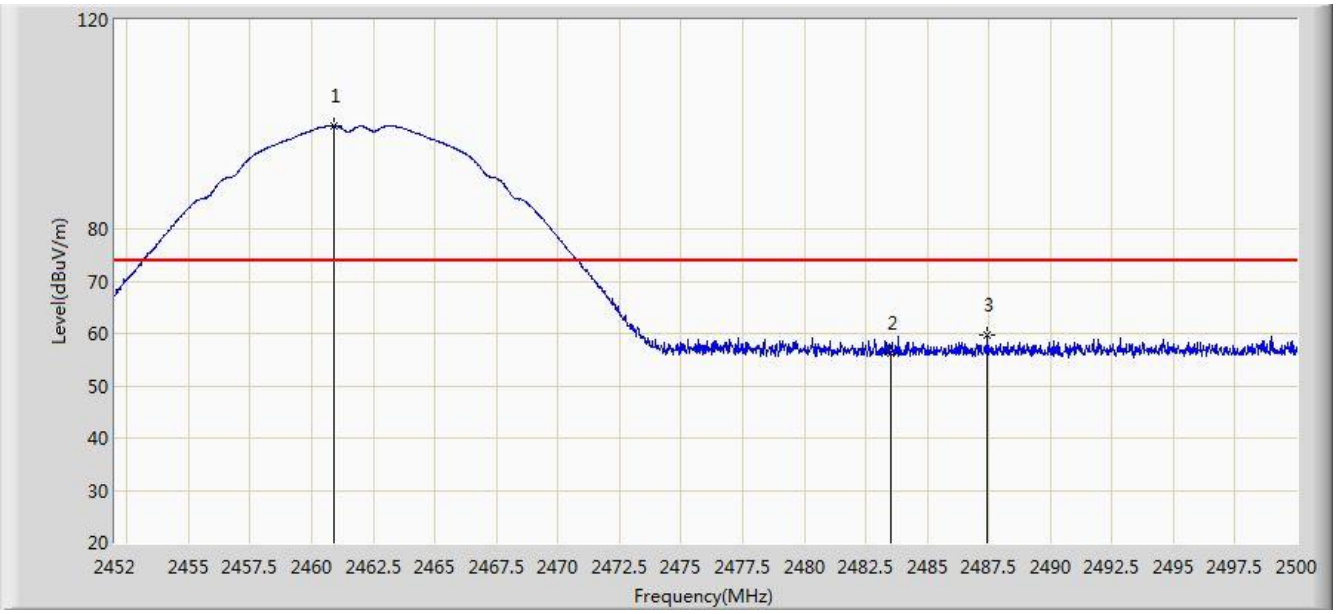

No	Flag	Mark	Frequency (MHz)	Measure Level (dBuV/m)	Reading Level (dBuV)	Over Limit (dB)	Limit (dBuV/m)	Factor (dB)	Type
1		*	2460.928	99.739	68.606	N/A	N/A	31.133	PK
2			2483.500	56.289	25.096	-17.711	74.000	31.194	PK
3			2487.448	59.605	28.401	-14.395	74.000	31.204	PK

Note: Measure Level (dBμV/m) = Reading Level (dBμV) + Factor (dB)

Factor (dB) = Cable Loss (dB) + Antenna Factor (dB/m)

Site: AC1	Time: 2017/11/01 - 20:37
Limit: FCC_Part15.209_RE(3m)	Engineer: Will Yan
Probe: BBHA9120D_1-18GHz	Polarity: Horizontal
EUT: VR All-In-One Headset	Power: By Battery
Test Mode: Transmit by 802.11b at Channel 2462MHz	

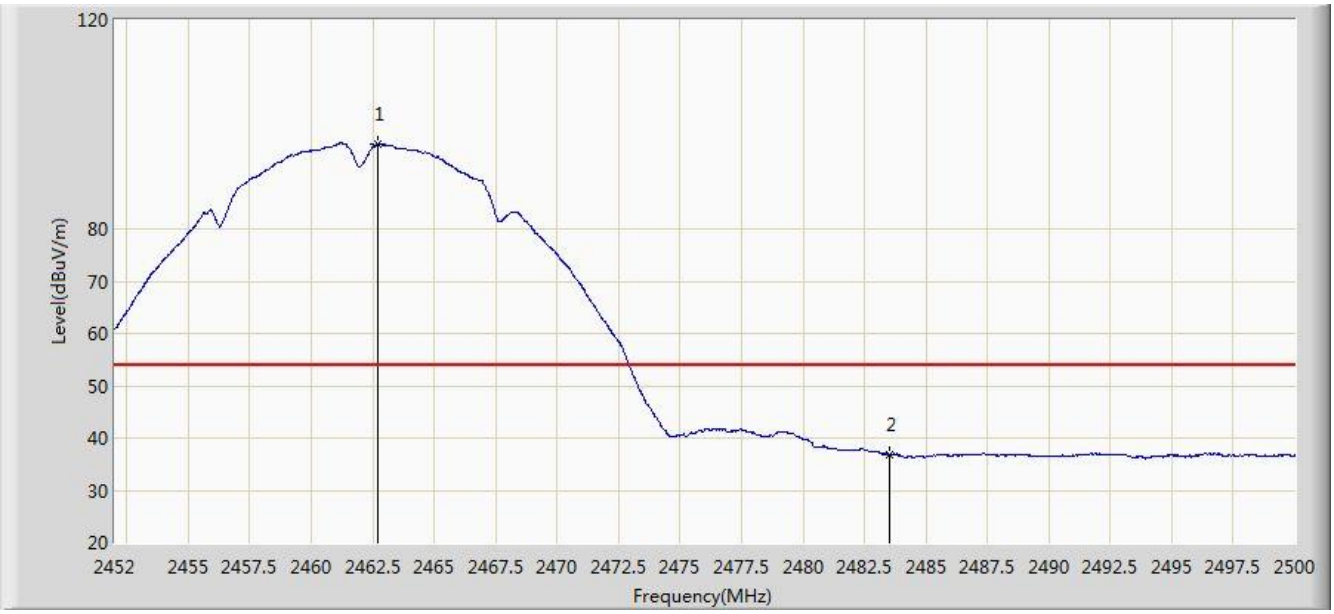

No	Flag	Mark	Frequency (MHz)	Measure Level (dBuV/m)	Reading Level (dBuV)	Over Limit (dB)	Limit (dBuV/m)	Factor (dB)	Type
1		*	2462.680	96.280	65.143	N/A	N/A	31.137	AV
2			2483.500	36.907	5.714	-17.093	54.000	31.194	AV

Note: Measure Level (dBµV/m) = Reading Level (dBµV) + Factor (dB)

Factor (dB) = Cable Loss (dB) + Antenna Factor (dB/m)

Site: AC1	Time: 2017/11/01 - 20:37
Limit: FCC_Part15.209_RE(3m)	Engineer: Will Yan
Probe: BBHA9120D_1-18GHz	Polarity: Vertical
EUT: VR All-In-One Headset	Power: By Battery
Test Mode: Transmit by 802.11b at Channel 2462MHz	

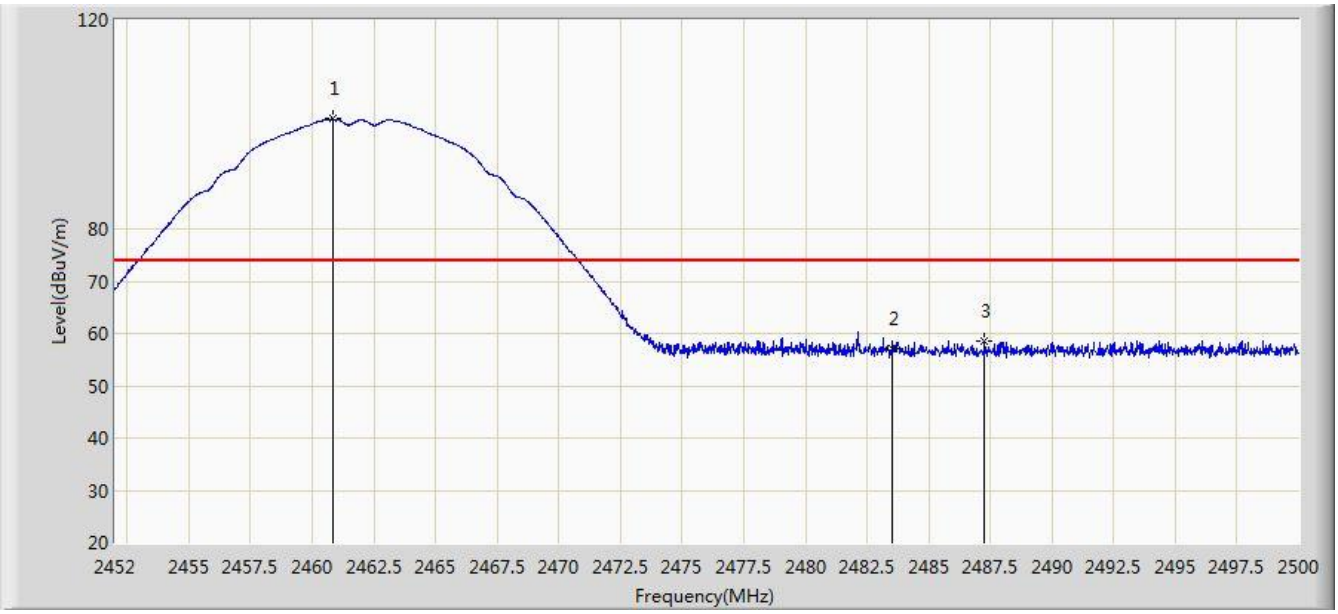

No	Flag	Mark	Frequency (MHz)	Measure Level (dBuV/m)	Reading Level (dBuV)	Over Limit (dB)	Limit (dBuV/m)	Factor (dB)	Type
1		*	2460.856	101.024	69.891	N/A	N/A	31.133	PK
2			2483.500	56.978	25.785	-17.022	74.000	31.194	PK
3			2487.256	58.417	27.214	-15.583	74.000	31.203	PK

Note: Measure Level (dBμV/m) = Reading Level (dBμV) + Factor (dB)

Factor (dB) = Cable Loss (dB) + Antenna Factor (dB/m)

Site: AC1	Time: 2017/11/01 - 20:39
Limit: FCC_Part15.209_RE(3m)	Engineer: Will Yan
Probe: BBHA9120D_1-18GHz	Polarity: Vertical
EUT: VR All-In-One Headset	Power: By Battery
Test Mode: Transmit by 802.11b at Channel 2462MHz	

No	Flag	Mark	Frequency (MHz)	Measure Level (dBuV/m)	Reading Level (dBuV)	Over Limit (dB)	Limit (dBuV/m)	Factor (dB)	Type
1		*	2461.120	97.487	66.353	N/A	N/A	31.134	AV
2			2483.500	37.121	5.928	-16.879	54.000	31.194	AV

Note: Measure Level (dBµV/m) = Reading Level (dBµV) + Factor (dB)

Factor (dB) = Cable Loss (dB) + Antenna Factor (dB/m)

Site: AC1	Time: 2017/11/01 - 20:41
Limit: FCC_Part15.209_RE(3m)	Engineer: Will Yan
Probe: BBHA9120D_1-18GHz	Polarity: Horizontal
EUT: VR All-In-One Headset	Power: By Battery
Test Mode: Transmit by 802.11g at Channel 2412MHz	

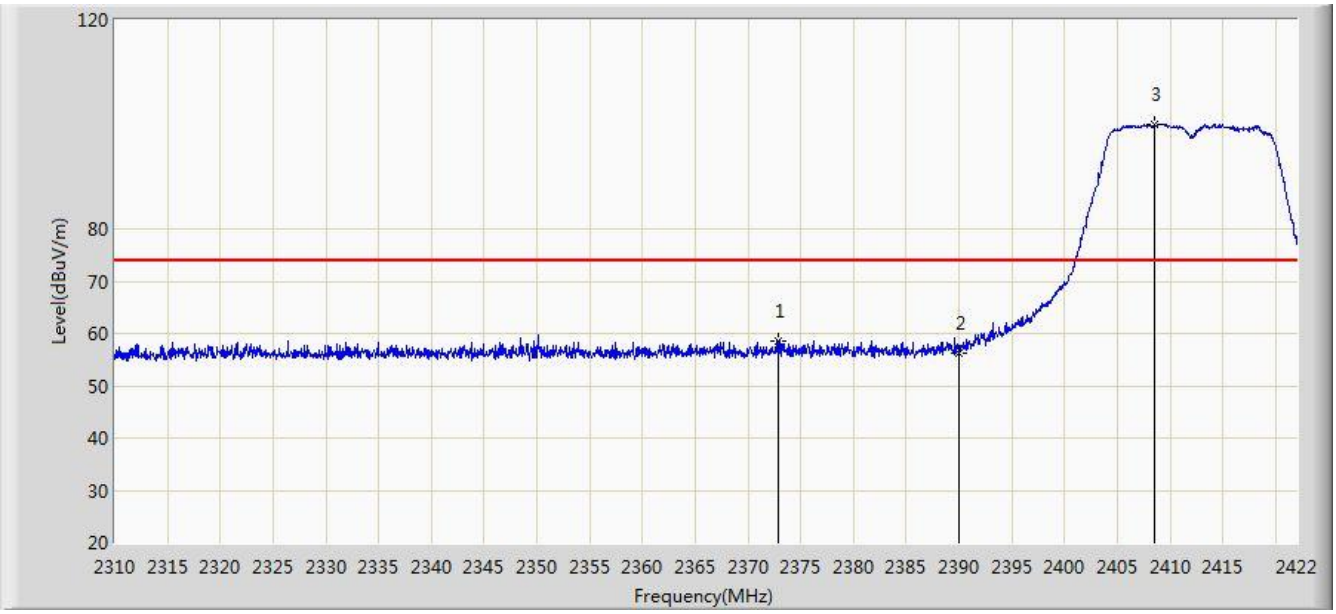

No	Flag	Mark	Frequency (MHz)	Measure Level (dBuV/m)	Reading Level (dBuV)	Over Limit (dB)	Limit (dBuV/m)	Factor (dB)	Type
1			2372.832	58.674	27.440	-15.326	74.000	31.234	PK
2			2390.000	56.229	25.026	-17.771	74.000	31.203	PK
3		*	2408.560	99.979	68.804	N/A	N/A	31.174	PK

Note: Measure Level (dBμV/m) = Reading Level (dBμV) + Factor (dB)

Factor (dB) = Cable Loss (dB) + Antenna Factor (dB/m)

Site: AC1	Time: 2017/11/01 - 20:42
Limit: FCC_Part15.209_RE(3m)	Engineer: Will Yan
Probe: BBHA9120D_1-18GHz	Polarity: Horizontal
EUT: VR All-In-One Headset	Power: By Battery
Test Mode: Transmit by 802.11g at Channel 2412MHz	

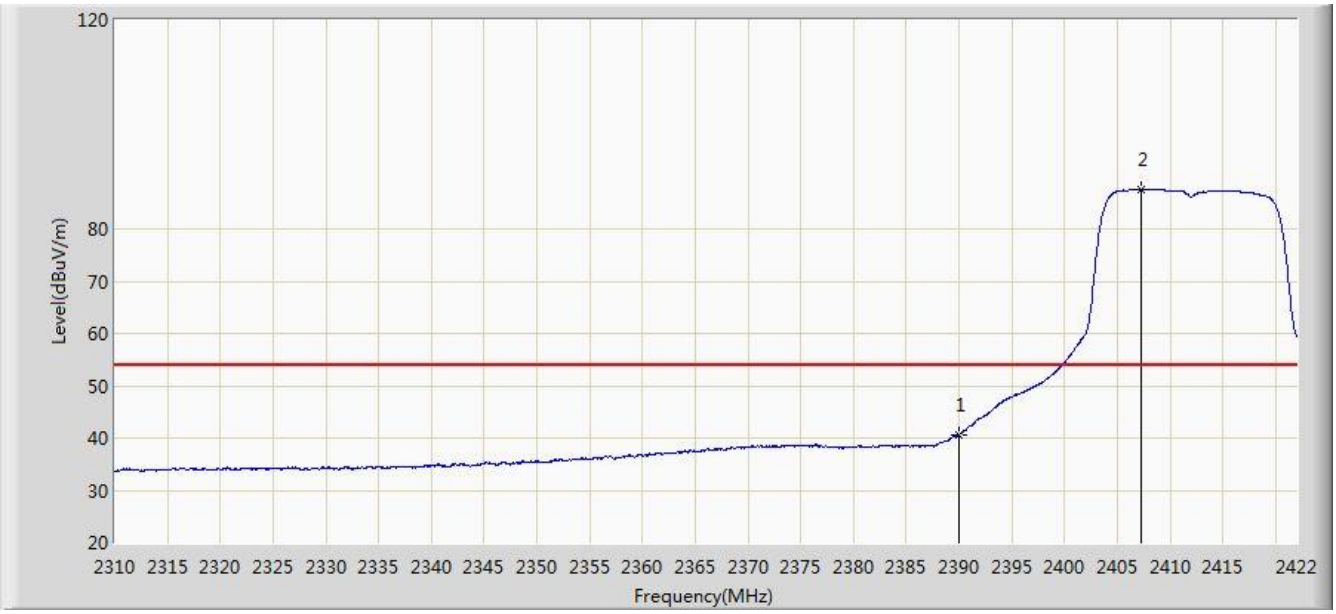

No	Flag	Mark	Frequency (MHz)	Measure Level (dBuV/m)	Reading Level (dBuV)	Over Limit (dB)	Limit (dBuV/m)	Factor (dB)	Type
1			2390.000	40.686	9.483	-13.314	54.000	31.203	AV
2		*	2407.328	87.587	56.411	N/A	N/A	31.176	AV

Note: Measure Level (dBμV/m) = Reading Level (dBμV) + Factor (dB)

Factor (dB) = Cable Loss (dB) + Antenna Factor (dB/m)

Site: AC1	Time: 2017/11/01 - 20:43
Limit: FCC_Part15.209_RE(3m)	Engineer: Will Yan
Probe: BBHA9120D_1-18GHz	Polarity: Vertical
EUT: VR All-In-One Headset	Power: By Battery
Test Mode: Transmit by 802.11g at Channel 2412MHz	

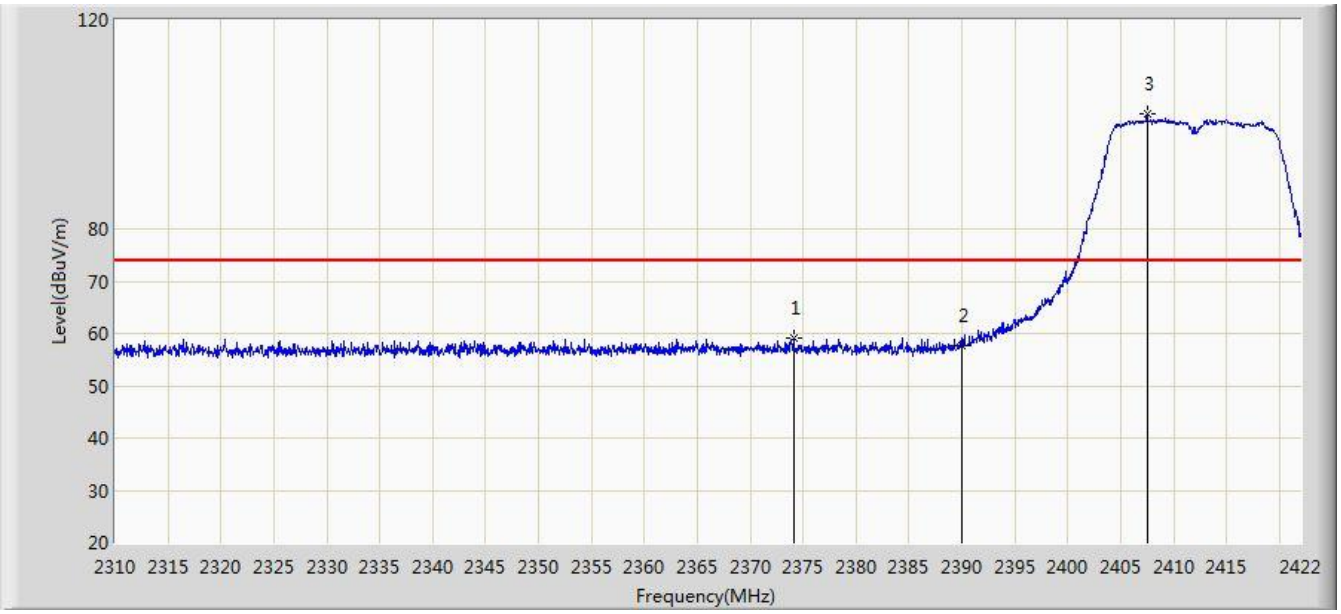

No	Flag	Mark	Frequency (MHz)	Measure Level (dBuV/m)	Reading Level (dBuV)	Over Limit (dB)	Limit (dBuV/m)	Factor (dB)	Type
1			2374.120	59.042	27.810	-14.958	74.000	31.232	PK
2			2390.000	57.811	26.608	-16.189	74.000	31.203	PK
3		*	2407.496	102.087	70.911	N/A	N/A	31.176	PK

Note: Measure Level (dBμV/m) = Reading Level (dBμV) + Factor (dB)

Factor (dB) = Cable Loss (dB) + Antenna Factor (dB/m)

Site: AC1	Time: 2017/11/01 - 20:47
Limit: FCC_Part15.209_RE(3m)	Engineer: Will Yan
Probe: BBHA9120D_1-18GHz	Polarity: Vertical
EUT: VR All-In-One Headset	Power: By Battery
Test Mode: Transmit by 802.11g at Channel 2412MHz	

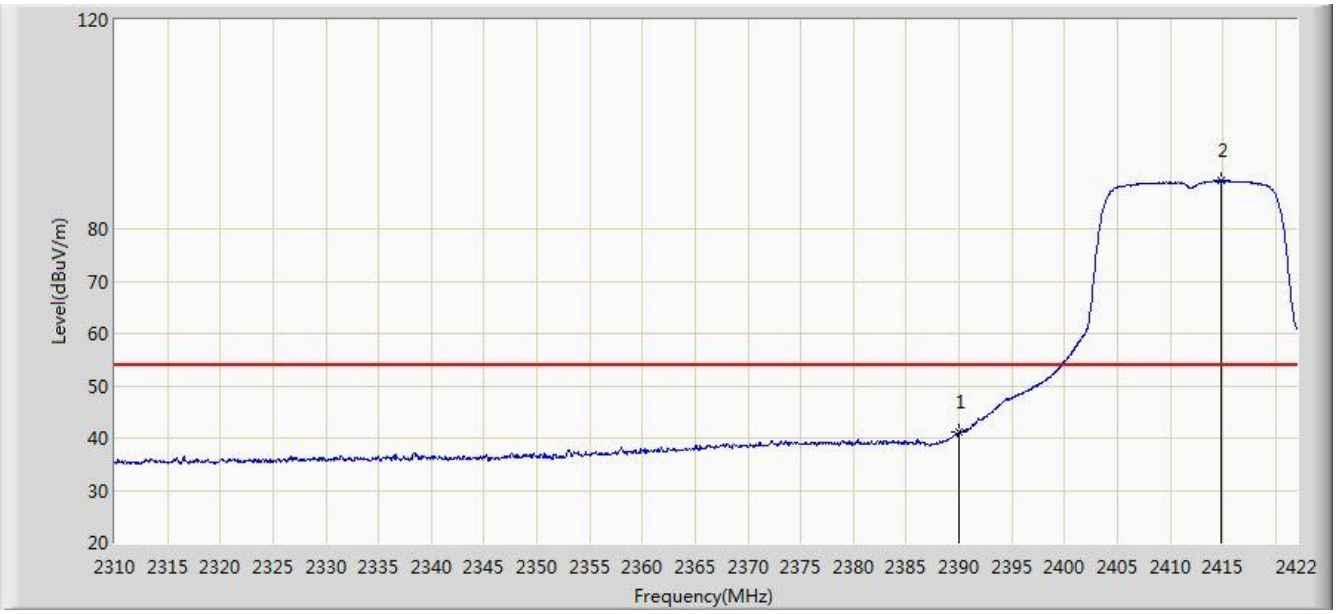

No	Flag	Mark	Frequency (MHz)	Measure Level (dBuV/m)	Reading Level (dBuV)	Over Limit (dB)	Limit (dBuV/m)	Factor (dB)	Type
1			2390.000	41.032	9.829	-12.968	54.000	31.203	AV
2		*	2414.776	89.254	58.089	N/A	N/A	31.164	AV

Note: Measure Level (dBµV/m) = Reading Level (dBµV) + Factor (dB)

Factor (dB) = Cable Loss (dB) + Antenna Factor (dB/m)

Site: AC1	Time: 2017/11/01 - 20:49
Limit: FCC_Part15.209_RE(3m)	Engineer: Will Yan
Probe: BBHA9120D_1-18GHz	Polarity: Horizontal
EUT: VR All-In-One Headset	Power: By Battery
Test Mode: Transmit by 802.11g at Channel 2462MHz	

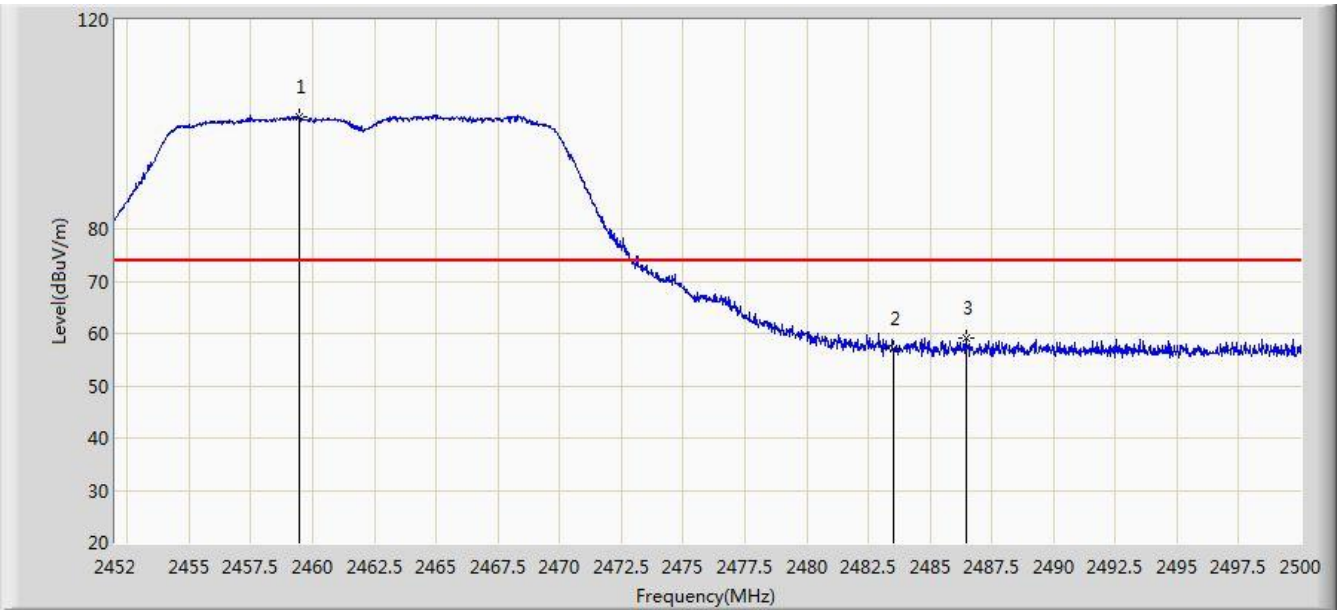

No	Flag	Mark	Frequency (MHz)	Measure Level (dBuV/m)	Reading Level (dBuV)	Over Limit (dB)	Limit (dBuV/m)	Factor (dB)	Type
1		*	2459.464	101.330	70.199	N/A	N/A	31.131	PK
2			2483.500	57.228	26.035	-16.772	74.000	31.194	PK
3			2486.440	59.016	27.815	-14.984	74.000	31.201	PK

Note: Measure Level (dBμV/m) = Reading Level (dBμV) + Factor (dB)

Factor (dB) = Cable Loss (dB) + Antenna Factor (dB/m)

Site: AC1	Time: 2017/11/01 - 20:51
Limit: FCC_Part15.209_RE(3m)	Engineer: Will Yan
Probe: BBHA9120D_1-18GHz	Polarity: Horizontal
EUT: VR All-In-One Headset	Power: By Battery
Test Mode: Transmit by 802.11g at Channel 2462MHz	

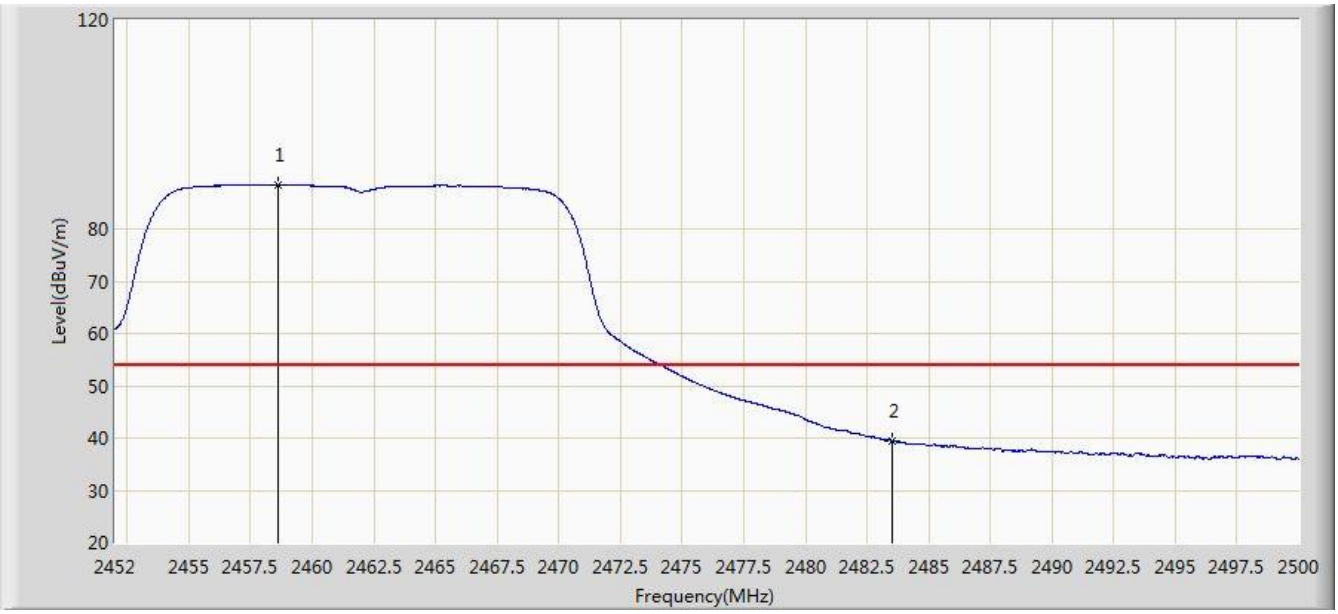

No	Flag	Mark	Frequency (MHz)	Measure Level (dBuV/m)	Reading Level (dBuV)	Over Limit (dB)	Limit (dBuV/m)	Factor (dB)	Type
1		*	2458.624	88.481	57.352	N/A	N/A	31.129	AV
2			2483.500	39.404	8.211	-14.596	54.000	31.194	AV

Note: Measure Level (dBµV/m) = Reading Level (dBµV) + Factor (dB)

Factor (dB) = Cable Loss (dB) + Antenna Factor (dB/m)

Site: AC1	Time: 2017/11/01 - 21:12
Limit: FCC_Part15.209_RE(3m)	Engineer: Will Yan
Probe: BBHA9120D_1-18GHz	Polarity: Vertical
EUT: VR All-In-One Headset	Power: By Battery
Test Mode: Transmit by 802.11g at Channel 2462MHz	

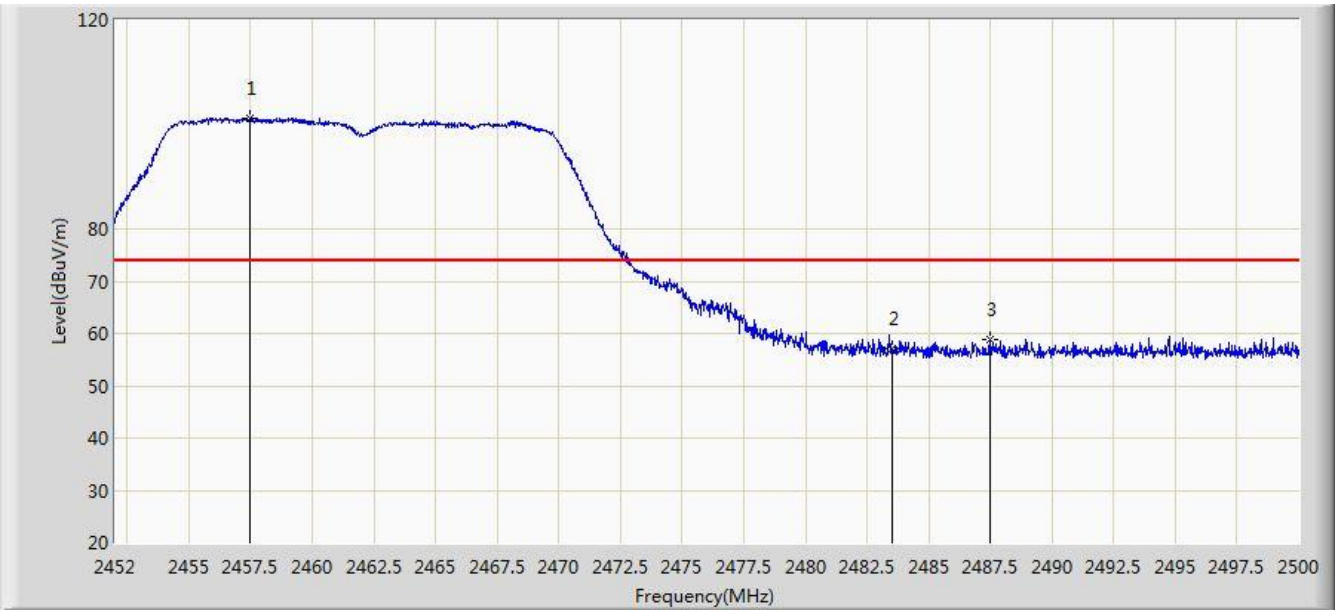

No	Flag	Mark	Frequency (MHz)	Measure Level (dBuV/m)	Reading Level (dBuV)	Over Limit (dB)	Limit (dBuV/m)	Factor (dB)	Type
1		*	2457.448	101.251	70.124	N/A	N/A	31.127	PK
2			2483.500	57.002	25.809	-16.998	74.000	31.194	PK
3			2487.472	58.849	27.645	-15.151	74.000	31.204	PK

Note: Measure Level (dBμV/m) = Reading Level (dBμV) + Factor (dB)

Factor (dB) = Cable Loss (dB) + Antenna Factor (dB/m)

Site: AC1	Time: 2017/11/01 - 21:14
Limit: FCC_Part15.209_RE(3m)	Engineer: Will Yan
Probe: BBHA9120D_1-18GHz	Polarity: Vertical
EUT: VR All-In-One Headset	Power: By Battery
Test Mode: Transmit by 802.11g at Channel 2462MHz	

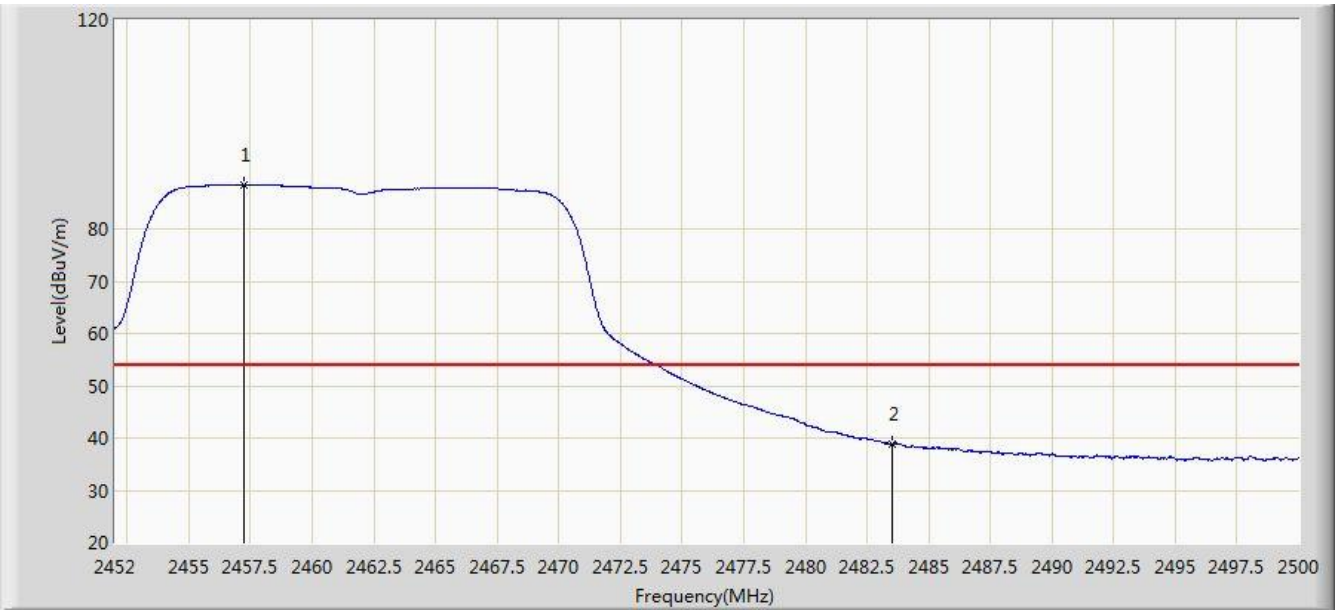

No	Flag	Mark	Frequency (MHz)	Measure Level (dBuV/m)	Reading Level (dBuV)	Over Limit (dB)	Limit (dBuV/m)	Factor (dB)	Type
1		*	2457.208	88.486	57.359	N/A	N/A	31.127	AV
2			2483.500	38.871	7.678	-15.129	54.000	31.194	AV

Note: Measure Level (dBµV/m) = Reading Level (dBµV) + Factor (dB)

Factor (dB) = Cable Loss (dB) + Antenna Factor (dB/m)

Site: AC1	Time: 2017/11/01 - 21:15
Limit: FCC_Part15.209_RE(3m)	Engineer: Will Yan
Probe: BBHA9120D_1-18GHz	Polarity: Horizontal
EUT: VR All-In-One Headset	Power: By Battery
Test Mode: Transmit by 802.11n-HT20 at Channel 2412MHz	

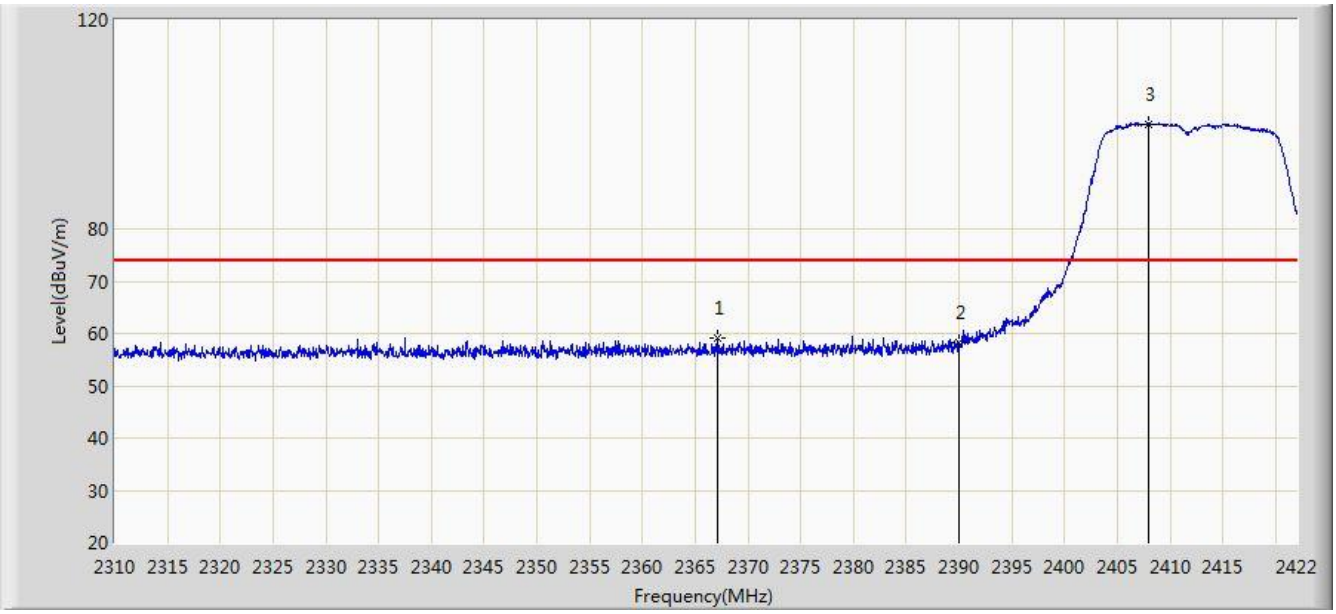

No	Flag	Mark	Frequency (MHz)	Measure Level (dBuV/m)	Reading Level (dBuV)	Over Limit (dB)	Limit (dBuV/m)	Factor (dB)	Type
1			2367.176	59.222	27.977	-14.778	74.000	31.245	PK
2			2390.000	58.253	27.050	-15.747	74.000	31.203	PK
3		*	2408.000	100.128	68.952	N/A	N/A	31.176	PK

Note: Measure Level (dBμV/m) = Reading Level (dBμV) + Factor (dB)

Factor (dB) = Cable Loss (dB) + Antenna Factor (dB/m)

Site: AC1	Time: 2017/11/01 - 21:17
Limit: FCC_Part15.209_RE(3m)	Engineer: Will Yan
Probe: BBHA9120D_1-18GHz	Polarity: Horizontal
EUT: VR All-In-One Headset	Power: By Battery
Test Mode: Transmit by 802.11n-HT20 at Channel 2412MHz	

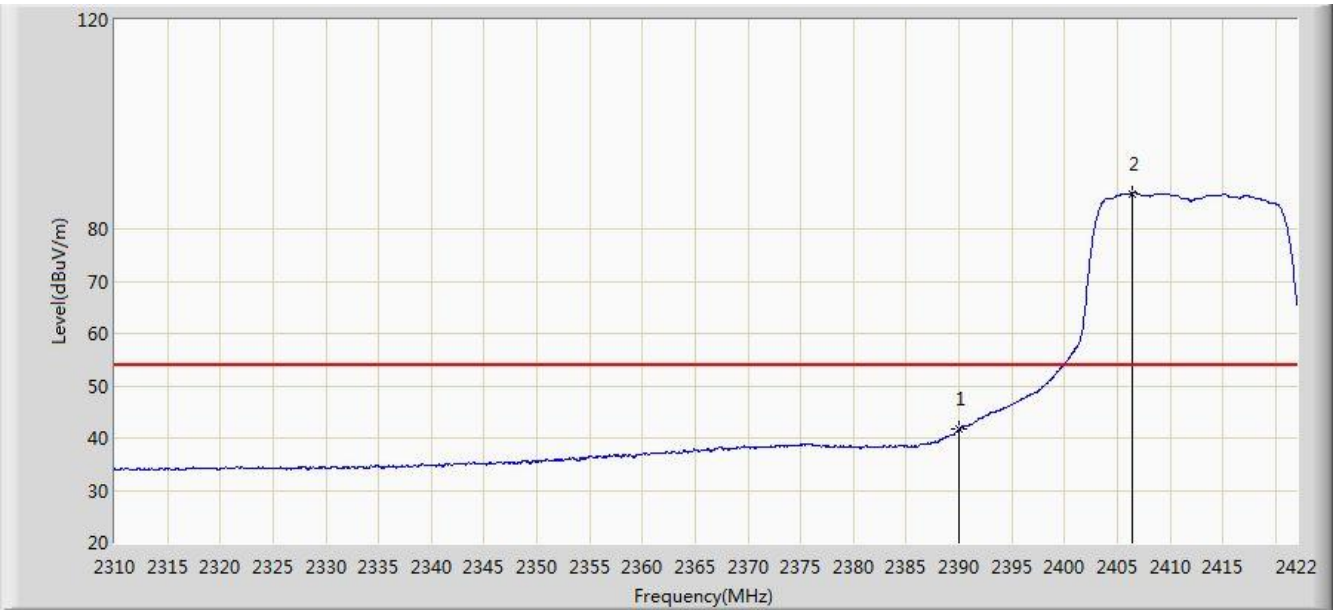

No	Flag	Mark	Frequency (MHz)	Measure Level (dBuV/m)	Reading Level (dBuV)	Over Limit (dB)	Limit (dBuV/m)	Factor (dB)	Type
1			2390.000	41.645	10.442	-12.355	54.000	31.203	AV
2		*	2406.432	86.794	55.616	N/A	N/A	31.178	AV

Note: Measure Level (dBµV/m) = Reading Level (dBµV) + Factor (dB)

Factor (dB) = Cable Loss (dB) + Antenna Factor (dB/m)

Site: AC1	Time: 2017/11/01 - 21:18
Limit: FCC_Part15.209_RE(3m)	Engineer: Will Yan
Probe: BBHA9120D_1-18GHz	Polarity: Vertical
EUT: VR All-In-One Headset	Power: By Battery
Test Mode: Transmit by 802.11n-HT20 at Channel 2412MHz	

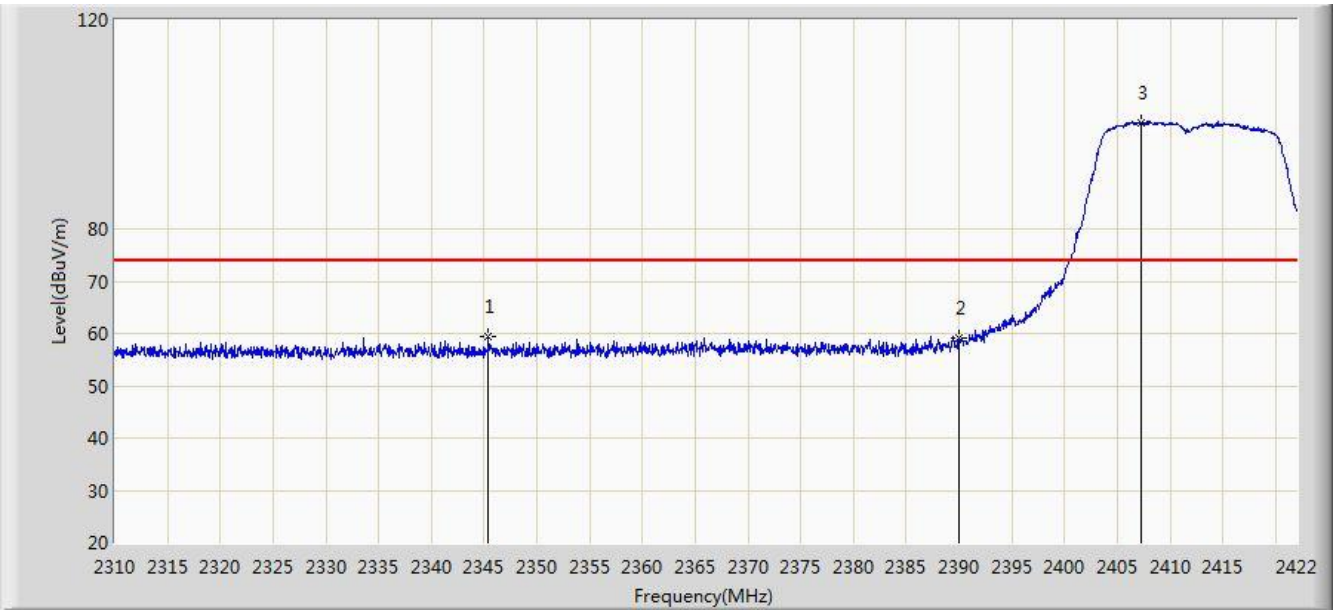

No	Flag	Mark	Frequency (MHz)	Measure Level (dBuV/m)	Reading Level (dBuV)	Over Limit (dB)	Limit (dBuV/m)	Factor (dB)	Type
1			2345.392	59.368	28.058	-14.632	74.000	31.310	PK
2			2390.000	59.046	27.843	-14.954	74.000	31.203	PK
3		*	2407.272	100.300	69.123	N/A	N/A	31.177	PK

Note: Measure Level (dBμV/m) = Reading Level (dBμV) + Factor (dB)

Factor (dB) = Cable Loss (dB) + Antenna Factor (dB/m)

Site: AC1	Time: 2017/11/01 - 21:20
Limit: FCC_Part15.209_RE(3m)	Engineer: Will Yan
Probe: BBHA9120D_1-18GHz	Polarity: Vertical
EUT: VR All-In-One Headset	Power: By Battery
Test Mode: Transmit by 802.11n-HT20 at Channel 2412MHz	

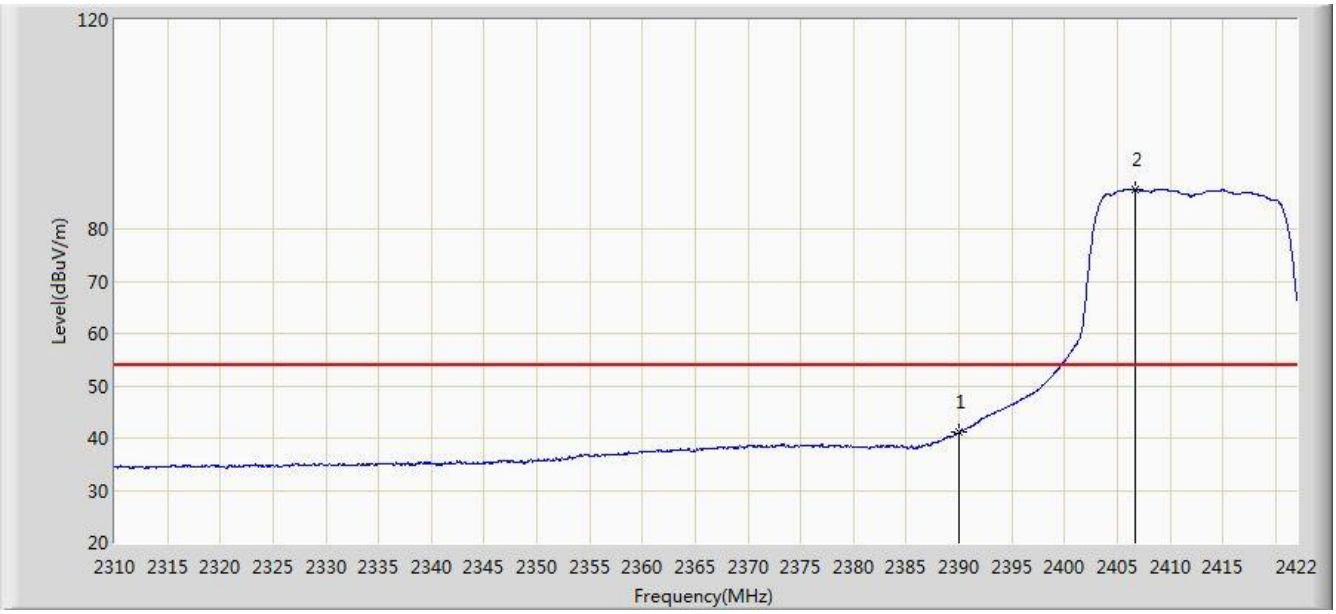

No	Flag	Mark	Frequency (MHz)	Measure Level (dBuV/m)	Reading Level (dBuV)	Over Limit (dB)	Limit (dBuV/m)	Factor (dB)	Type
1			2390.000	41.162	9.959	-12.838	54.000	31.203	AV
2		*	2406.768	87.658	56.481	N/A	N/A	31.178	AV

Note: Measure Level (dBμV/m) = Reading Level (dBμV) + Factor (dB)

Factor (dB) = Cable Loss (dB) + Antenna Factor (dB/m)

Site: AC1	Time: 2017/11/01 - 21:21
Limit: FCC_Part15.209_RE(3m)	Engineer: Will Yan
Probe: BBHA9120D_1-18GHz	Polarity: Horizontal
EUT: VR All-In-One Headset	Power: By Battery
Test Mode: Transmit by 802.11n-HT20 at Channel 2462MHz	

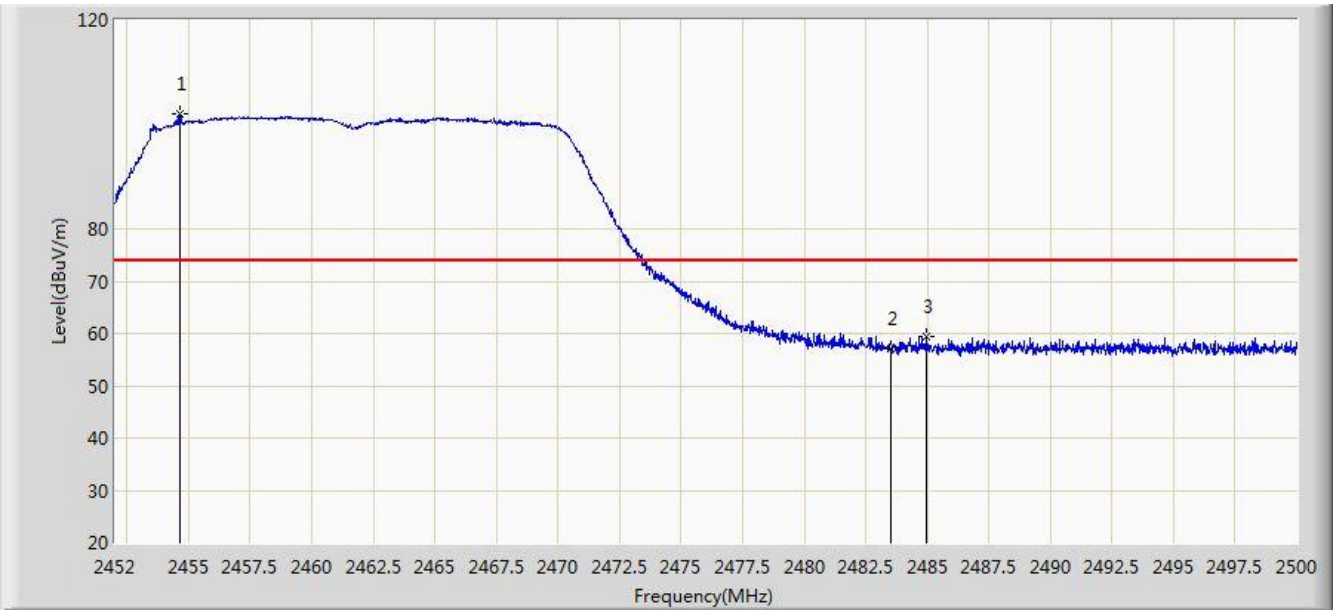

No	Flag	Mark	Frequency (MHz)	Measure Level (dBuV/m)	Reading Level (dBuV)	Over Limit (dB)	Limit (dBuV/m)	Factor (dB)	Type
1		*	2454.640	102.006	70.884	N/A	N/A	31.123	PK
2			2483.500	57.111	25.918	-16.889	74.000	31.194	PK
3			2484.976	59.469	28.272	-14.531	74.000	31.197	PK

Note: Measure Level (dBμV/m) = Reading Level (dBμV) + Factor (dB)

Factor (dB) = Cable Loss (dB) + Antenna Factor (dB/m)

Site: AC1	Time: 2017/11/01 - 21:24
Limit: FCC_Part15.209_RE(3m)	Engineer: Will Yan
Probe: BBHA9120D_1-18GHz	Polarity: Horizontal
EUT: VR All-In-One Headset	Power: By Battery
Test Mode: Transmit by 802.11n-HT20 at Channel 2462MHz	

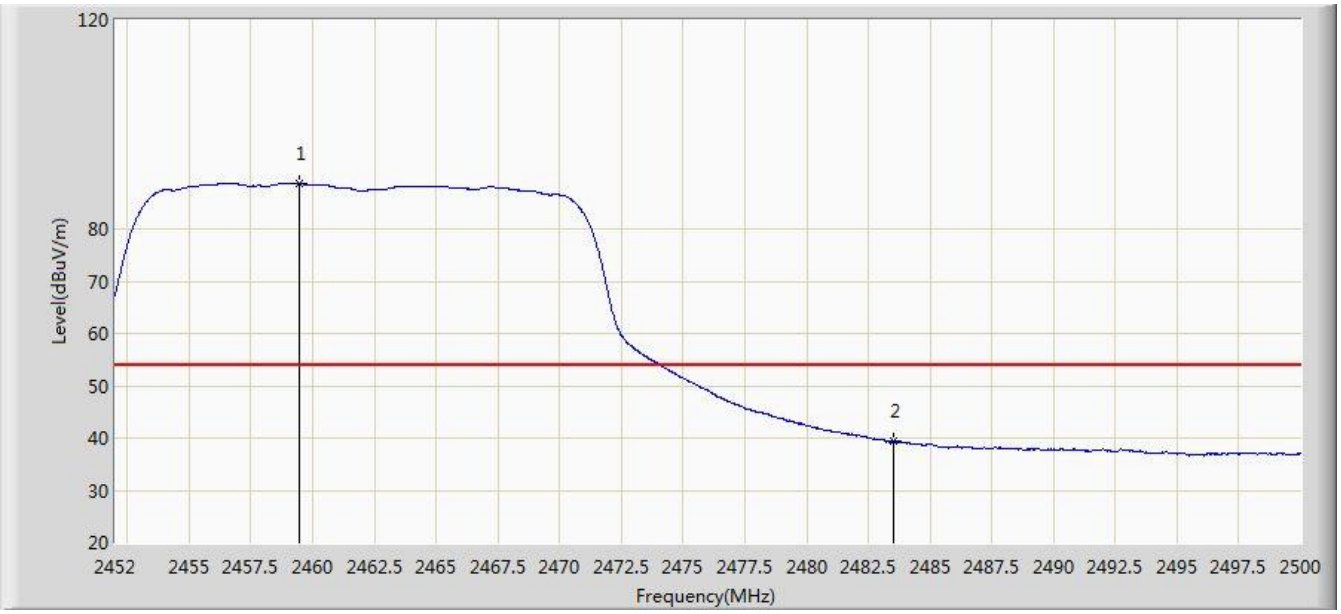

No	Flag	Mark	Frequency (MHz)	Measure Level (dBuV/m)	Reading Level (dBuV)	Over Limit (dB)	Limit (dBuV/m)	Factor (dB)	Type
1		*	2459.440	88.649	57.518	N/A	N/A	31.131	AV
2			2483.500	39.361	8.168	-14.639	54.000	31.194	AV

Note: Measure Level (dBµV/m) = Reading Level (dBµV) + Factor (dB)

Factor (dB) = Cable Loss (dB) + Antenna Factor (dB/m)

Site: AC1	Time: 2017/11/01 - 21:24
Limit: FCC_Part15.209_RE(3m)	Engineer: Will Yan
Probe: BBHA9120D_1-18GHz	Polarity: Vertical
EUT: VR All-In-One Headset	Power: By Battery
Test Mode: Transmit by 802.11n-HT20 at Channel 2462MHz	

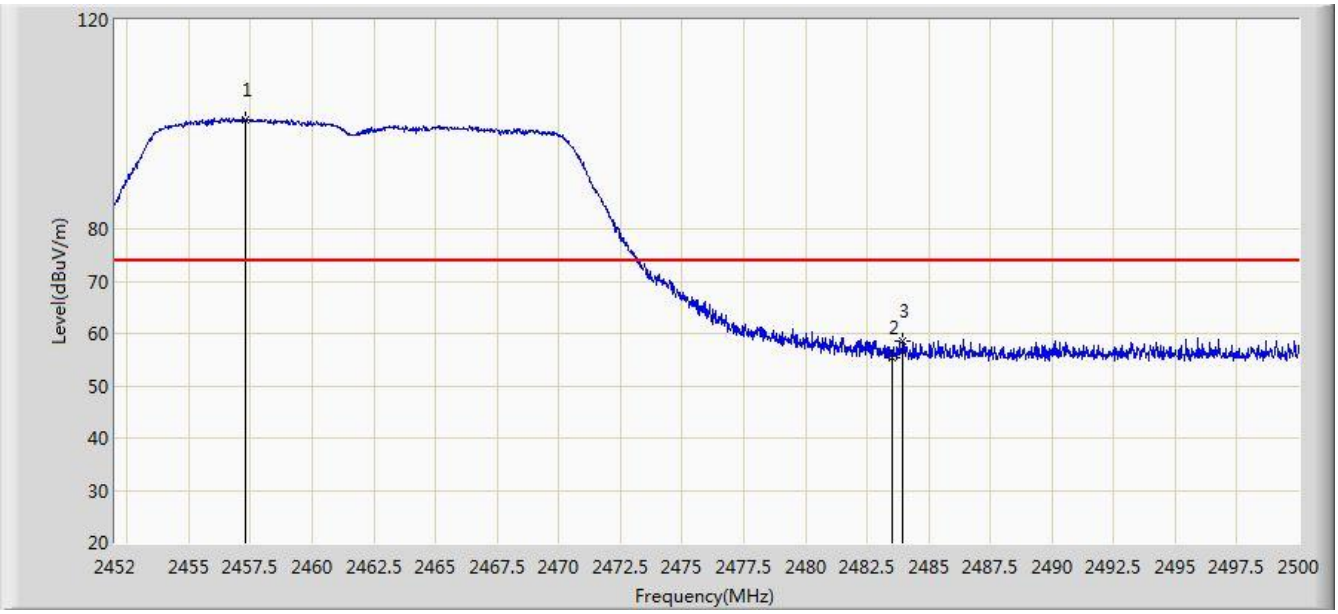

a	Flag	Mark	Frequency (MHz)	Measure Level (dBuV/m)	Reading Level (dBuV)	Over Limit (dB)	Limit (dBuV/m)	Factor (dB)	Type
1		*	2457.280	100.957	69.830	N/A	N/A	31.127	PK
2			2483.500	55.482	24.289	-18.518	74.000	31.194	PK
3			2483.968	58.536	27.341	-15.464	74.000	31.194	PK

Note: Measure Level (dBμV/m) = Reading Level (dBμV) + Factor (dB)

Factor (dB) = Cable Loss (dB) + Antenna Factor (dB/m)

Site: AC1	Time: 2017/11/01 - 21:25
Limit: FCC_Part15.209_RE(3m)	Engineer: Will Yan
Probe: BBHA9120D_1-18GHz	Polarity: Vertical
EUT: VR All-In-One Headset	Power: By Battery
Test Mode: Transmit by 802.11n-HT20 at Channel 2462MHz	

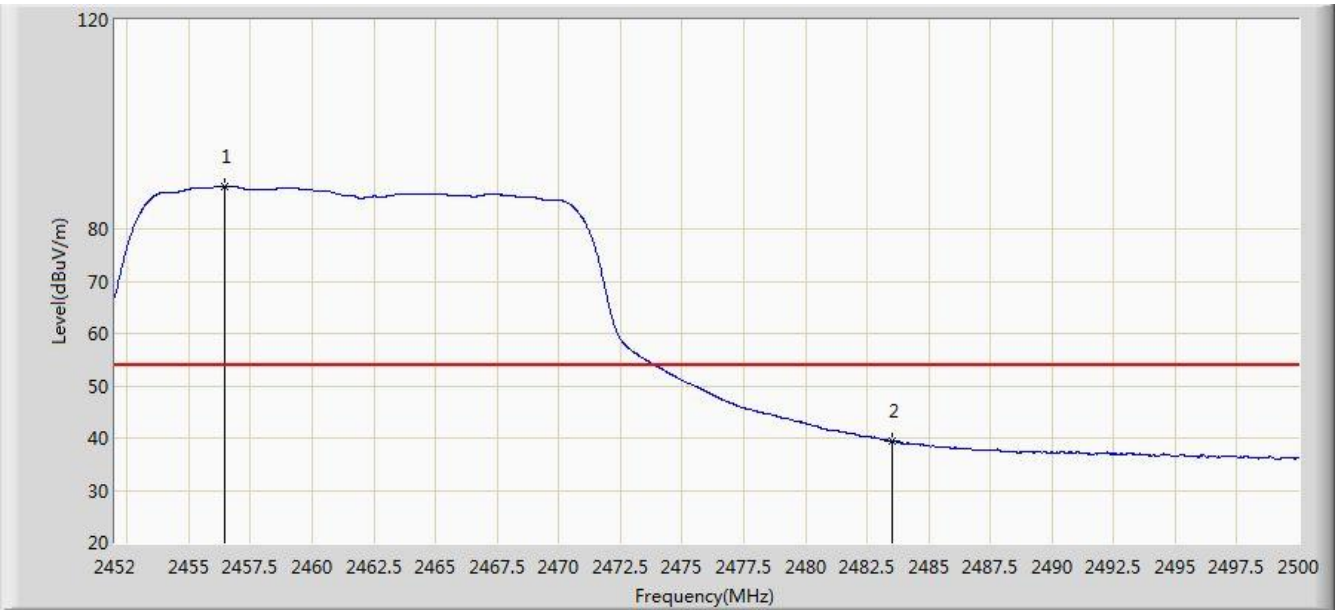

No	Flag	Mark	Frequency (MHz)	Measure Level (dBuV/m)	Reading Level (dBuV)	Over Limit (dB)	Limit (dBuV/m)	Factor (dB)	Type
1		*	2456.464	88.111	56.986	N/A	N/A	31.125	AV
2			2483.500	39.461	8.268	-14.539	54.000	31.194	AV

Note: Measure Level (dBµV/m) = Reading Level (dBµV) + Factor (dB)

Factor (dB) = Cable Loss (dB) + Antenna Factor (dB/m)

Site: AC1	Time: 2017/11/01 - 21:26
Limit: FCC_Part15.209_RE(3m)	Engineer: Will Yan
Probe: BBHA9120D_1-18GHz	Polarity: Horizontal
EUT: VR All-In-One Headset	Power: By Battery
Test Mode: Transmit by 802.11n-HT40 at Channel 2422MHz	

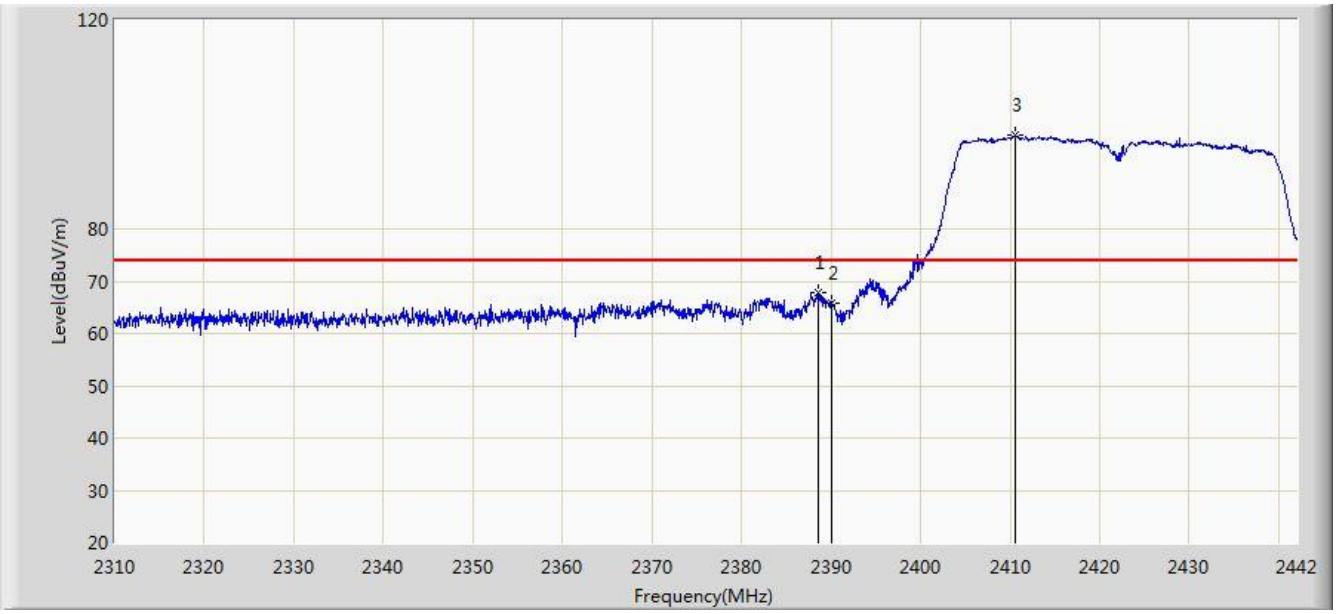

No	Flag	Mark	Frequency (MHz)	Measure Level (dBuV/m)	Reading Level (dBuV)	Over Limit (dB)	Limit (dBuV/m)	Factor (dB)	Type
1			2388.540	67.765	36.560	-6.235	74.000	31.206	PK
2			2390.000	65.706	34.503	-8.294	74.000	31.203	PK
3		*	2410.518	97.885	66.713	N/A	N/A	31.171	PK

Note: Measure Level (dBμV/m) = Reading Level (dBμV) + Factor (dB)

Factor (dB) = Cable Loss (dB) + Antenna Factor (dB/m)

Site: AC1	Time: 2017/11/01 - 21:30
Limit: FCC_Part15.209_RE(3m)	Engineer: Will Yan
Probe: BBHA9120D_1-18GHz	Polarity: Horizontal
EUT: VR All-In-One Headset	Power: By Battery
Test Mode: Transmit by 802.11n-HT40 at Channel 2422MHz	

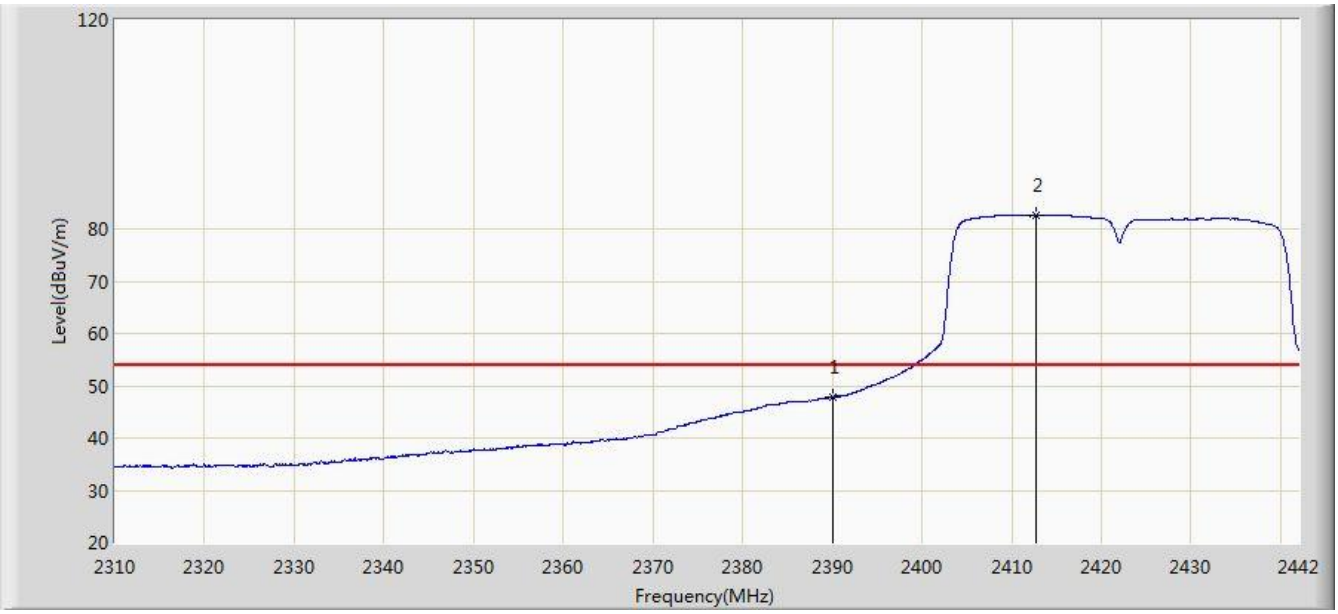

No	Flag	Mark	Frequency (MHz)	Measure Level (dBuV/m)	Reading Level (dBuV)	Over Limit (dB)	Limit (dBuV/m)	Factor (dB)	Type
1			2390.000	47.896	16.693	-6.104	54.000	31.203	AV
2		*	2412.762	82.670	51.502	N/A	N/A	31.168	AV

Note: Measure Level (dBµV/m) = Reading Level (dBµV) + Factor (dB)

Factor (dB) = Cable Loss (dB) + Antenna Factor (dB/m)

aSite: AC1	Time: 2017/11/01 - 21:31
Limit: FCC_Part15.209_RE(3m)	Engineer: Will Yan
Probe: BBHA9120D_1-18GHz	Polarity: Vertical
EUT: VR All-In-One Headset	Power: By Battery
Test Mode: Transmit by 802.11n-HT40 at Channel 2422MHz	

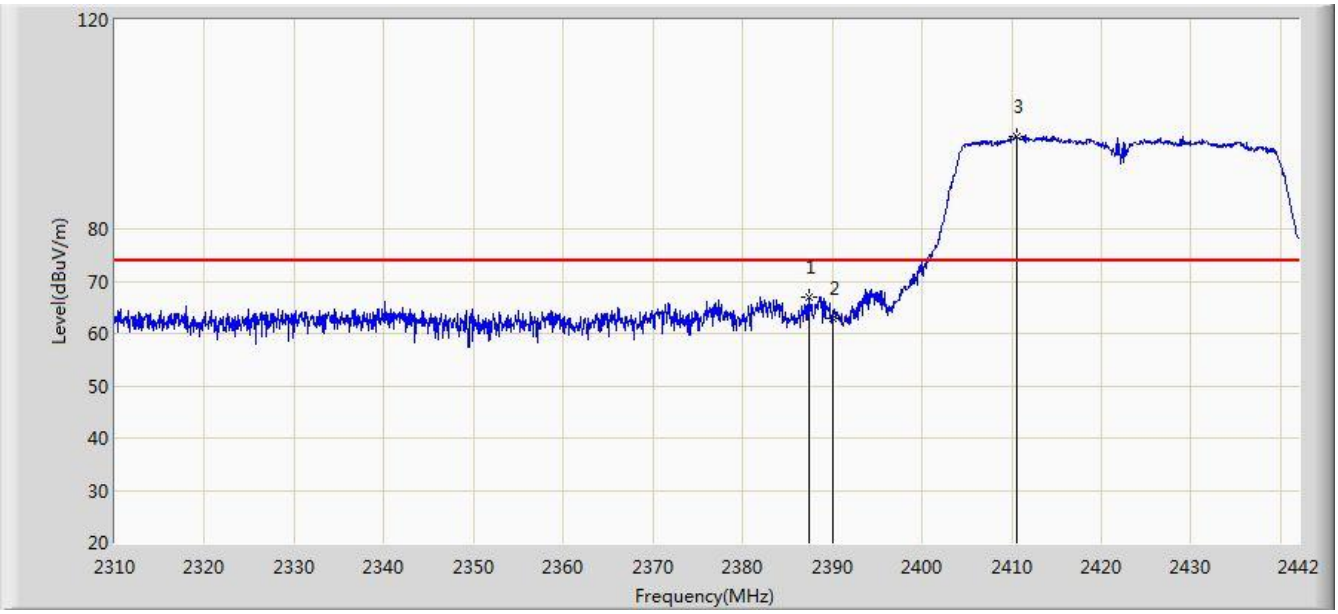

No	Flag	Mark	Frequency (MHz)	Measure Level (dBuV/m)	Reading Level (dBuV)	Over Limit (dB)	Limit (dBuV/m)	Factor (dB)	Type
1			2387.352	67.034	35.826	-6.966	74.000	31.208	PK
2			2390.000	63.039	31.836	-10.961	74.000	31.203	PK
3		*	2410.518	97.592	66.420	N/A	N/A	31.171	PK

Note: Measure Level (dBμV/m) = Reading Level (dBμV) + Factor (dB)

Factor (dB) = Cable Loss (dB) + Antenna Factor (dB/m)

Site: AC1	Time: 2017/11/01 - 21:33
Limit: FCC_Part15.209_RE(3m)	Engineer: Will Yan
Probe: BBHA9120D_1-18GHz	Polarity: Vertical
EUT: VR All-In-One Headset	Power: By Battery
Test Mode: Transmit by 802.11n-HT40 at Channel 2422MHz	

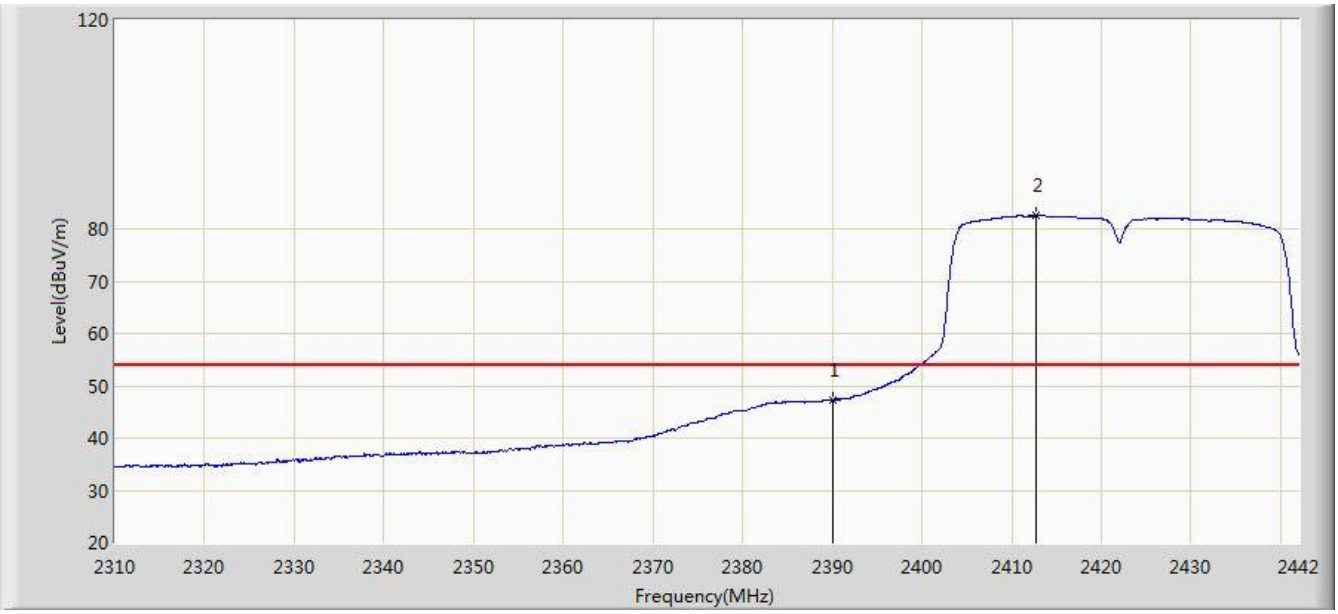

No	Flag	Mark	Frequency (MHz)	Measure Level (dBuV/m)	Reading Level (dBuV)	Over Limit (dB)	Limit (dBuV/m)	Factor (dB)	Type
1			2390.000	47.319	16.116	-6.681	54.000	31.203	AV
2		*	2412.696	82.582	51.414	N/A	N/A	31.168	AV

Note: Measure Level (dBµV/m) = Reading Level (dBµV) + Factor (dB)

Factor (dB) = Cable Loss (dB) + Antenna Factor (dB/m)

Site: AC1	Time: 2017/11/01 - 21:34
Limit: FCC_Part15.209_RE(3m)	Engineer: Will Yan
Probe: BBHA9120D_1-18GHz	Polarity: Horizontal
EUT: VR All-In-One Headset	Power: By Battery
Test Mode: Transmit by 802.11n-HT40 at Channel 2452MHz	

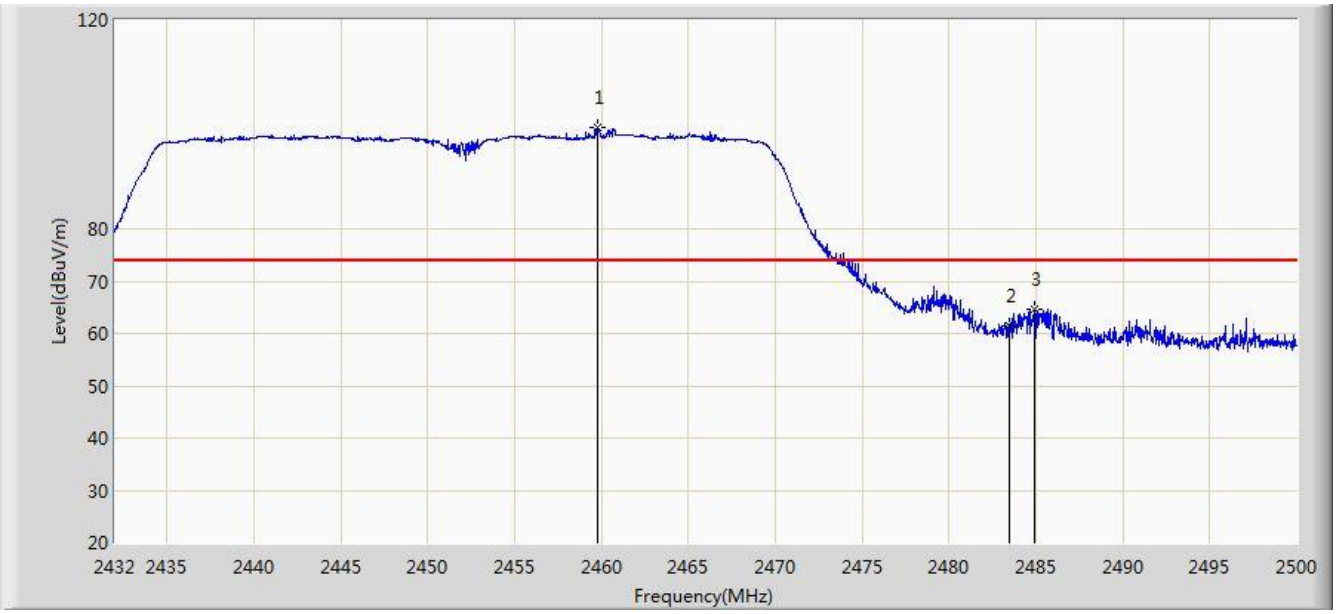

No	Flag	Mark	Frequency (MHz)	Measure Level (dBuV/m)	Reading Level (dBuV)	Over Limit (dB)	Limit (dBuV/m)	Factor (dB)	Type
1		*	2459.812	99.561	68.430	N/A	N/A	31.131	PK
2			2483.500	61.372	30.179	-12.628	74.000	31.194	PK
3			2484.938	64.649	33.452	-9.351	74.000	31.197	PK

Note: Measure Level (dBμV/m) = Reading Level (dBμV) + Factor (dB)

Factor (dB) = Cable Loss (dB) + Antenna Factor (dB/m)

Site: AC1	Time: 2017/11/01 - 21:37
Limit: FCC_Part15.209_RE(3m)	Engineer: Will Yan
Probe: BBHA9120D_1-18GHz	Polarity: Horizontal
EUT: VR All-In-One Headset	Power: By Battery
Test Mode: Transmit by 802.11n-HT40 at Channel 2452MHz	

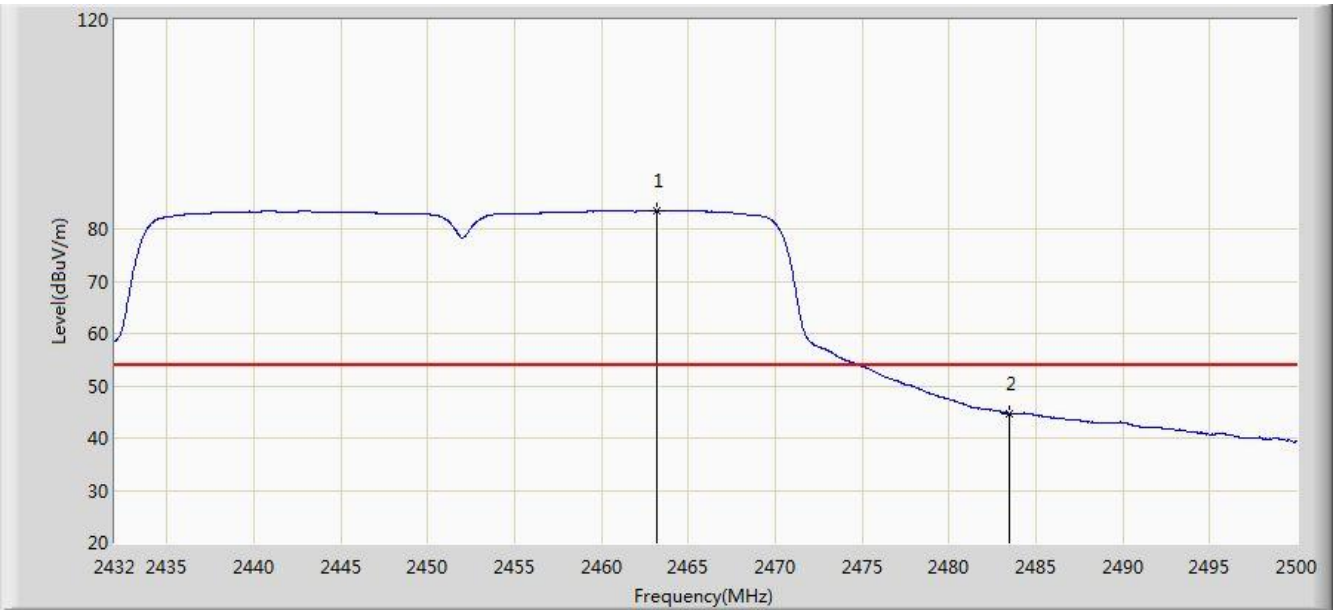

No	Flag	Mark	Frequency (MHz)	Measure Level (dBuV/m)	Reading Level (dBuV)	Over Limit (dB)	Limit (dBuV/m)	Factor (dB)	Type
1		*	2463.178	83.524	52.386	N/A	N/A	31.137	AV
2			2483.500	44.734	13.541	-9.266	54.000	31.194	AV

Note: Measure Level (dBμV/m) = Reading Level (dBμV) + Factor (dB)

Factor (dB) = Cable Loss (dB) + Antenna Factor (dB/m)

Site: AC1	Time: 2017/11/01 - 21:38
Limit: FCC_Part15.209_RE(3m)	Engineer: Will Yan
Probe: BBHA9120D_1-18GHz	Polarity: Vertical
EUT: VR All-In-One Headset	Power: By Battery
Test Mode: Transmit by 802.11n-HT40 at Channel 2452MHz	

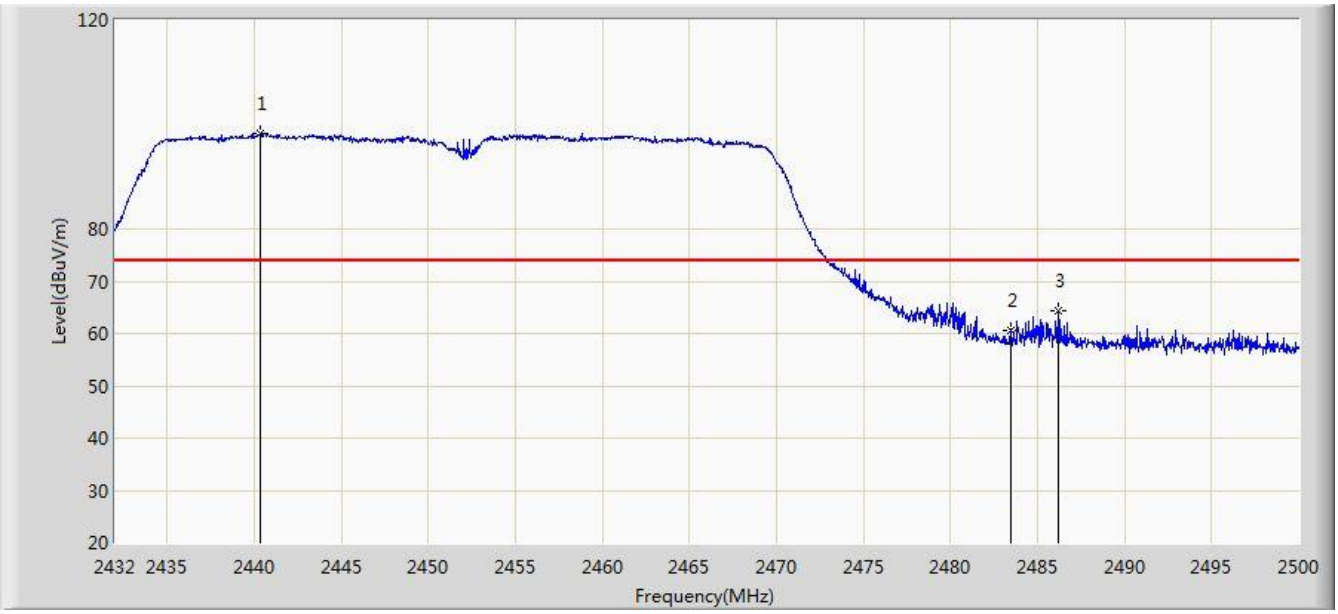

No	Flag	Mark	Frequency (MHz)	Measure Level (dBuV/m)	Reading Level (dBuV)	Over Limit (dB)	Limit (dBuV/m)	Factor (dB)	Type
1		*	2440.330	98.214	67.096	N/A	N/A	31.118	PK
2			2483.500	60.543	29.350	-13.457	74.000	31.194	PK
3			2486.162	64.477	33.277	-9.523	74.000	31.200	PK

Note: Measure Level (dBμV/m) = Reading Level (dBμV) + Factor (dB)

Factor (dB) = Cable Loss (dB) + Antenna Factor (dB/m)

Site: AC1	Time: 2017/11/01 - 21:39
Limit: FCC_Part15.209_RE(3m)	Engineer: Will Yan
Probe: BBHA9120D_1-18GHz	Polarity: Vertical
EUT: VR All-In-One Headset	Power: By Battery
Test Mode: Transmit by 802.11n-HT40 at Channel 2452MHz	

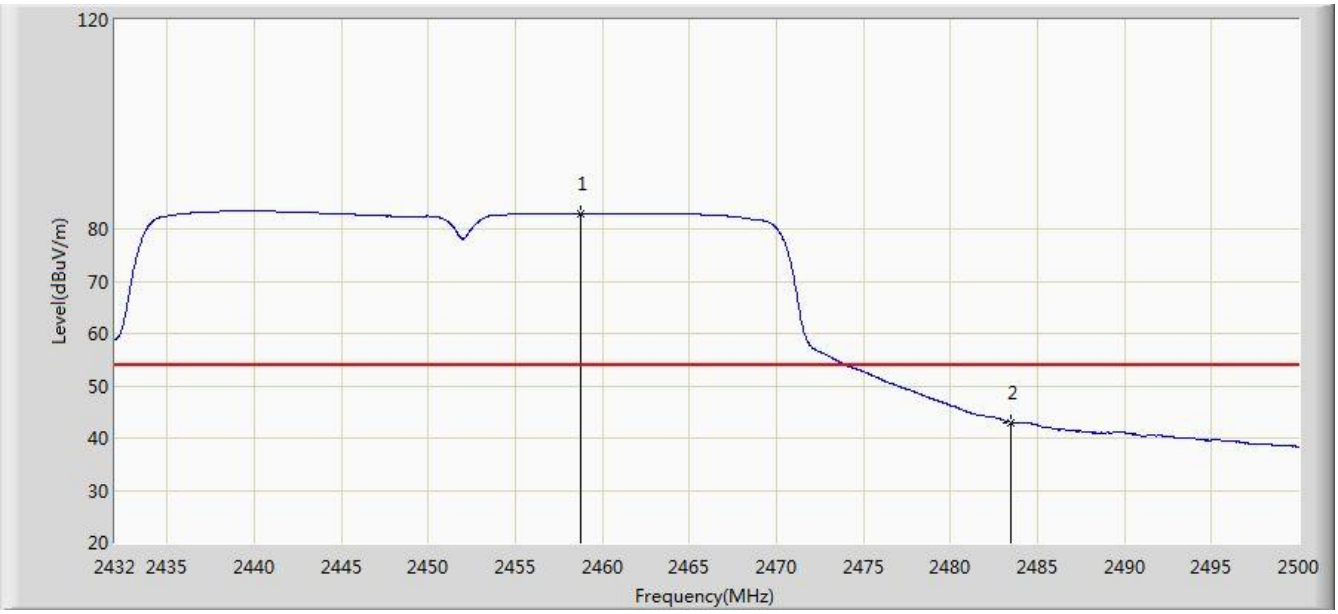

No	Flag	Mark	Frequency (MHz)	Measure Level (dBuV/m)	Reading Level (dBuV)	Over Limit (dB)	Limit (dBuV/m)	Factor (dB)	Type
1		*	2458.724	82.953	51.823	N/A	N/A	31.129	AV
2			2483.500	43.012	11.819	-10.988	54.000	31.194	AV

Note: Measure Level (dBµV/m) = Reading Level (dBµV) + Factor (dB)

Factor (dB) = Cable Loss (dB) + Antenna Factor (dB/m)

7.8. AC Conducted Emissions Measurement

7.8.1. Test Limit

FCC Part 15 Subpart C Paragraph 15.207 Limits		
Frequency (MHz)	QP (dBuV)	AV (dBuV)
0.15 - 0.50	66 - 56	56 – 46
0.50 - 5.0	56	46
5.0 - 30	60	50

Note 1: The lower limit shall apply at the transition frequencies.

Note 2: The limit decreases linearly with the logarithm of the frequency in the range 0.15MHz to 0.5MHz.

7.8.2. Test Setup

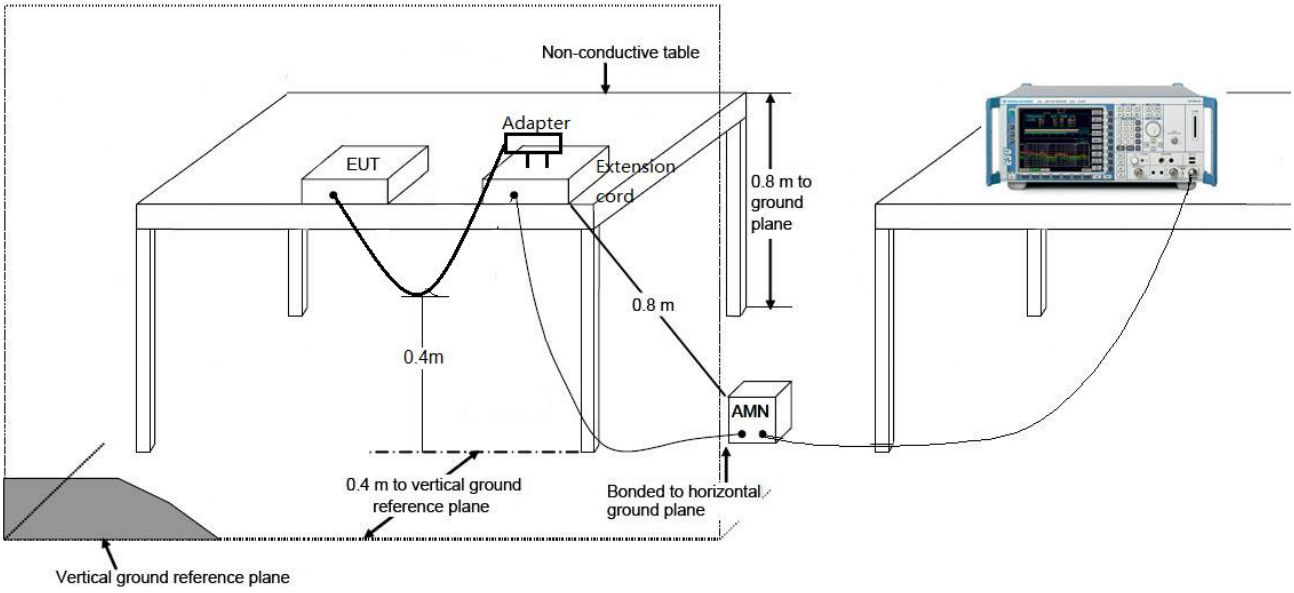

7.8.3. Test Result

Site: SR2	Time: 2017/11/15 - 18:57
Limit: FCC_Part15.207_CE_AC Power_ClassB	Engineer: Bacon Dong
Probe: ENV216_101683_Filter On	Polarity: Line
EUT: VR All-In-One Headset	Power: AC 120V/60Hz
Worst Case Mode: Transmit by 802.11b at Channel 2412MHz	

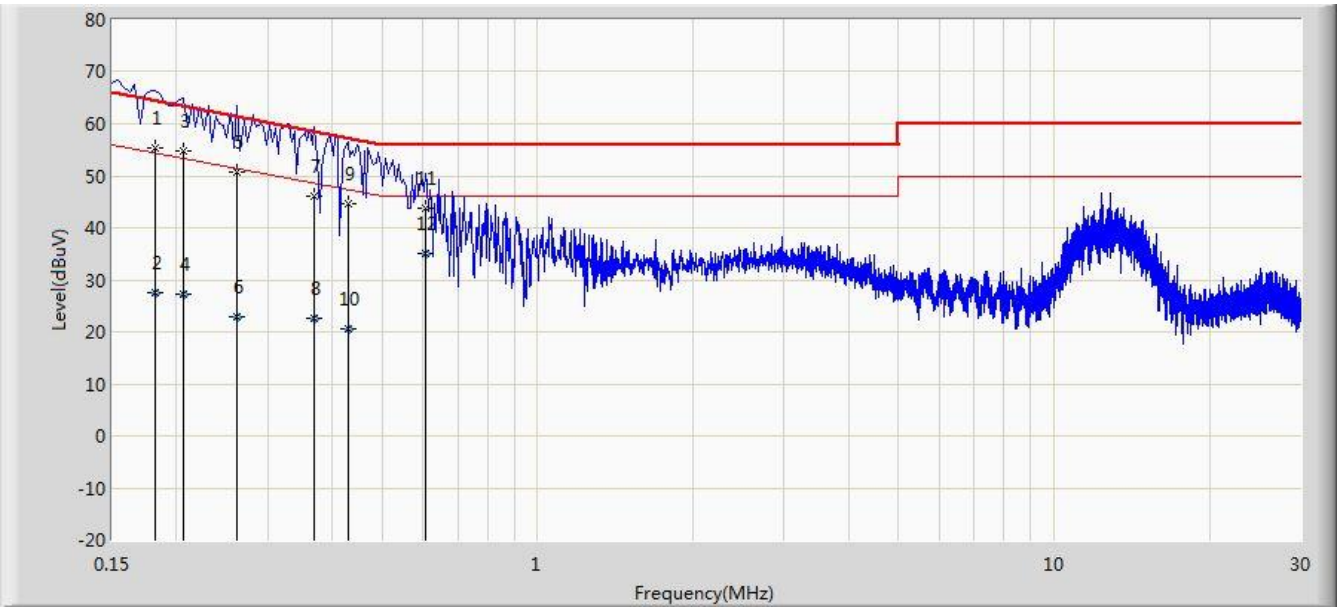

No	Flag	Mark	Frequency (MHz)	Measure Level (dBuV)	Reading Level (dBuV)	Over Limit (dB)	Limit (dBuV)	Factor (dB)	Type
1			0.182	55.424	45.376	-8.970	64.394	10.048	QP
2			0.182	27.588	17.539	-26.806	54.394	10.048	AV
3		*	0.206	54.702	44.721	-8.663	63.365	9.981	QP
4			0.206	27.241	17.260	-26.124	53.365	9.981	AV
5			0.262	50.803	40.829	-10.565	61.368	9.974	QP
6			0.262	23.042	13.068	-28.326	51.368	9.974	AV
7			0.370	46.145	36.084	-12.356	58.501	10.061	QP
8			0.370	22.603	12.542	-25.898	48.501	10.061	AV
9			0.430	44.651	34.541	-12.601	57.253	10.110	QP
10			0.430	20.711	10.600	-26.542	47.253	10.110	AV
11			0.606	43.842	33.730	-12.158	56.000	10.112	QP
12			0.606	35.057	24.945	-10.943	46.000	10.112	AV

Note: Measure Level (dBμV) = Reading Level (dBμV) + Factor (dB)

Factor (dB) = Cable Loss (dB) + LISN Factor (dB)

Site: SR2	Time: 2017/11/15 - 19:01
Limit: FCC_Part15.207_CE_AC Power_ClassB	Engineer: Bacon Dong
Probe: ENV216_101683_Filter On	Polarity: Neutral
EUT: VR All-In-One Headset	Power: AC 120V/60Hz
Worst Case Mode: Transmit by 802.11b at Channel 2412MHz	

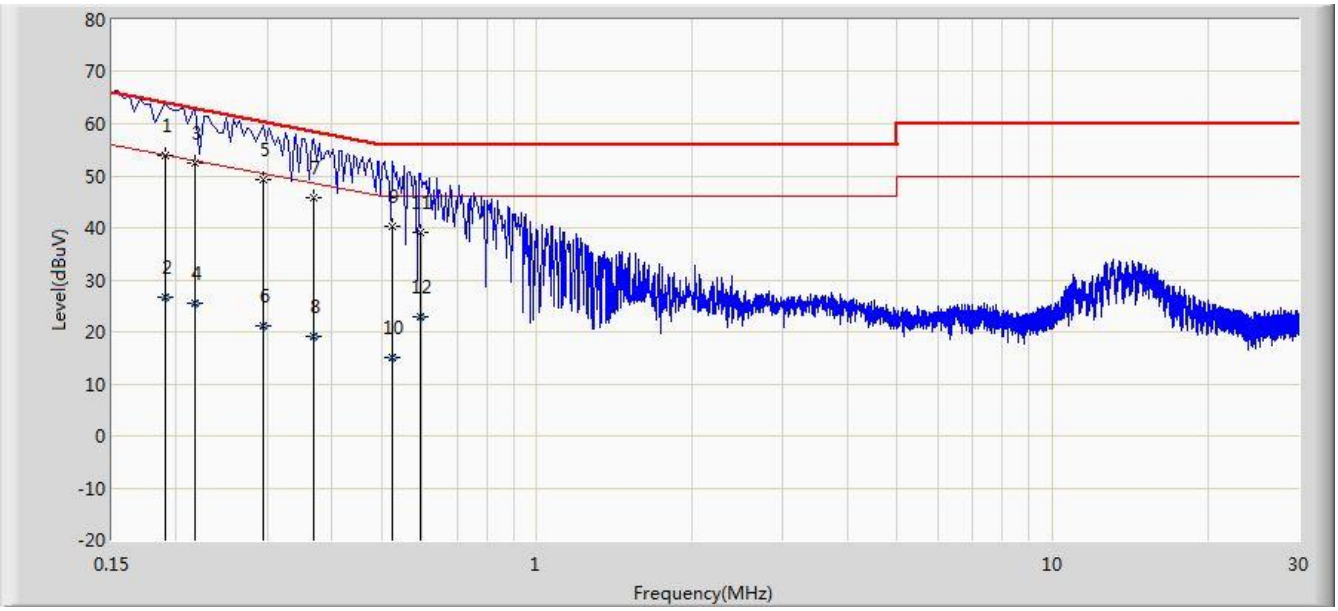

No	Flag	Mark	Frequency (MHz)	Measure Level (dBuV)	Reading Level (dBuV)	Over Limit (dB)	Limit (dBuV)	Factor (dB)	Type
1		*	0.190	53.831	43.803	-10.206	64.037	10.028	QP
2			0.190	26.778	16.750	-27.259	54.037	10.028	AV
3			0.218	52.577	42.596	-10.318	62.895	9.981	QP
4			0.218	25.475	15.494	-27.419	52.895	9.981	AV
5			0.294	49.217	39.184	-11.194	60.411	10.033	QP
6			0.294	21.142	11.109	-29.268	50.411	10.033	AV
7			0.370	45.824	35.734	-12.677	58.501	10.090	QP
8			0.370	19.231	9.141	-29.270	48.501	10.090	AV
9			0.526	40.395	30.223	-15.605	56.000	10.172	QP
10			0.526	15.050	4.878	-30.950	46.000	10.172	AV
11			0.594	39.125	28.991	-16.875	56.000	10.134	QP
12			0.594	22.902	12.768	-23.098	46.000	10.134	AV

Note: Measure Level (dBμV) = Reading Level (dBμV) + Factor (dB)

Factor (dB) = Cable Loss (dB) + LISN Factor (dB)

8. CONCLUSION

The data collected relate only the item(s) tested and show that the **VR All-In-One Headset FCC ID: 2AI3G-A7215** is in compliance with Part 15C of the FCC Rules.

The End