802.11g Out-of-Band Emissions - Ant 2 / Ant 1 + 2

Channel 01 (2412MHz)

100kHz PSD reference Level

Low Band Edge

Spurious Emission

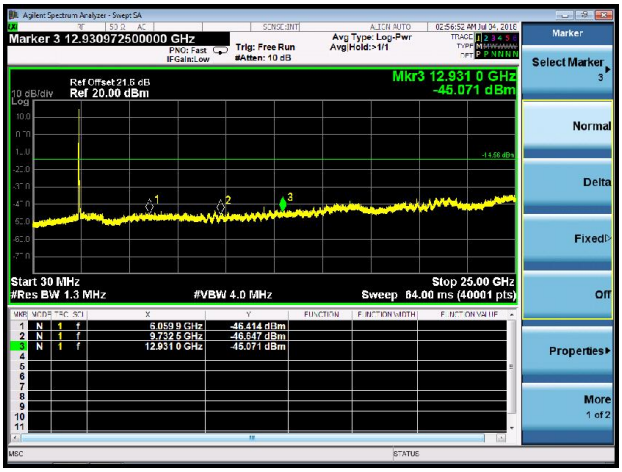

Channel 06 (2437MHz)

100kHz PSD reference Level

Spurious Emission

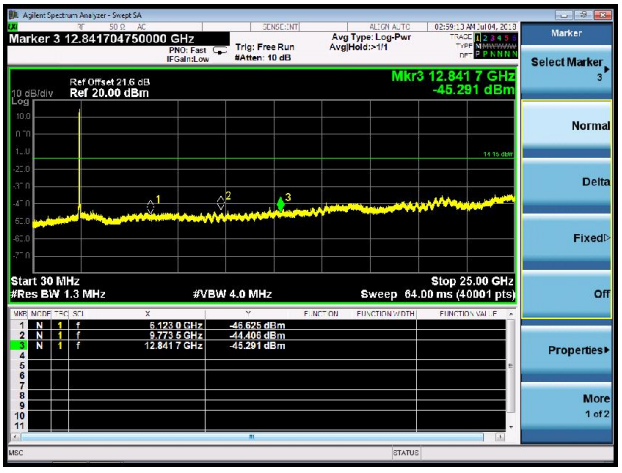

Channel 11 (2462MHz)	
100kHz PSD reference Level	**High Band Edge**
Spurious Emission	
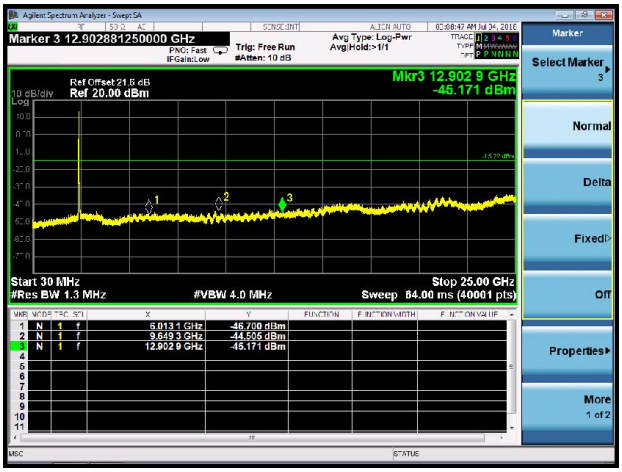	

802.11n-HT20 Out-of-Band Emissions - Ant 2 / Ant 1 + 2

Channel 01 (2412MHz)

100kHz PSD reference Level

Low Band Edge

Spurious Emission

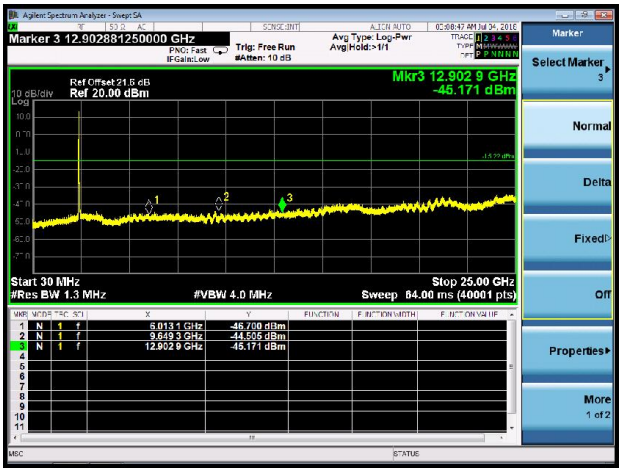

Channel 06 (2437MHz)

100kHz PSD reference Level

Spurious Emission

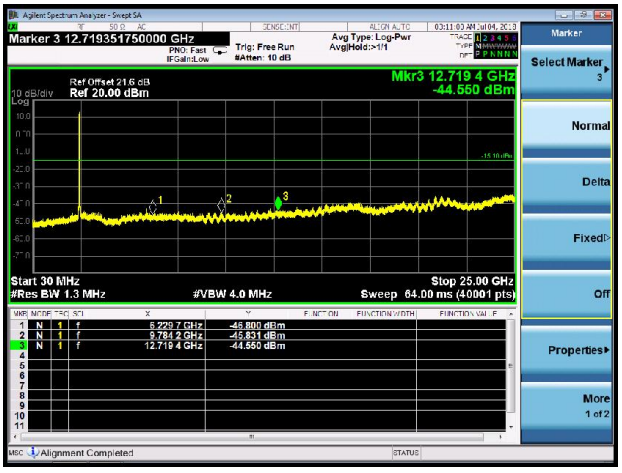

Channel 11 (2462MHz)	
100kHz PSD reference Level	**High Band Edge**
Spurious Emission	
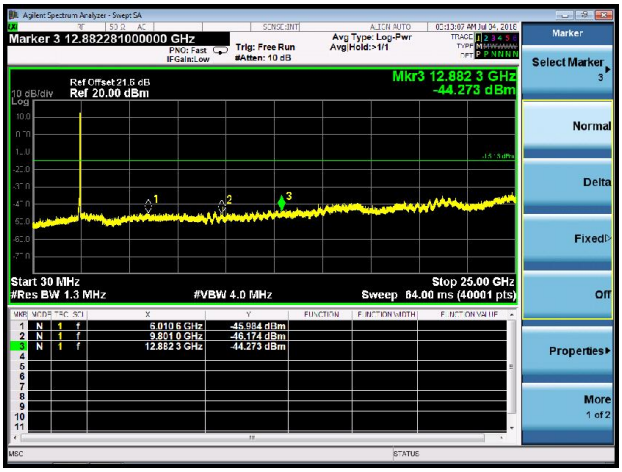	

802.11n-HT40 Out-of-Band Emissions - Ant 2 / Ant 1 + 2

Channel 03 (2422MHz)

100kHz PSD reference Level

Low Band Edge

Spurious Emission

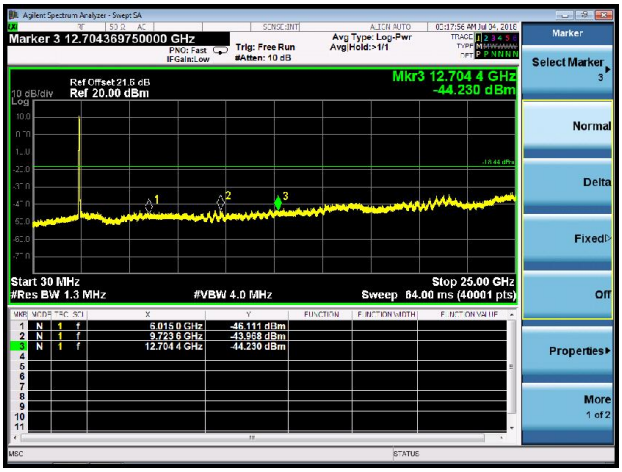

Channel 06 (2437MHz)

100kHz PSD reference Level

Spurious Emission

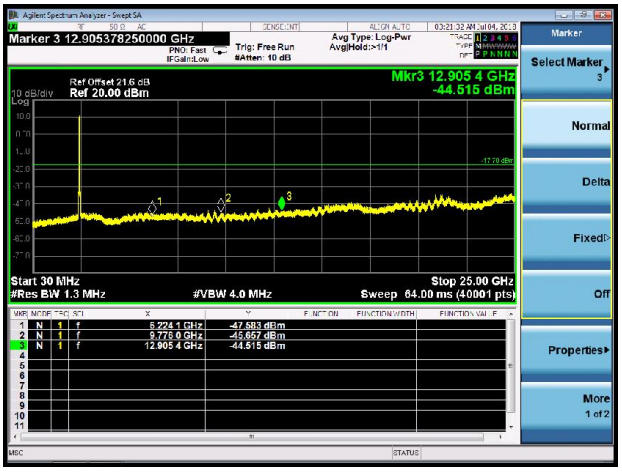

Channel 09 (2452MHz)	
100kHz PSD reference Level	**High Band Edge**
Spurious Emission	
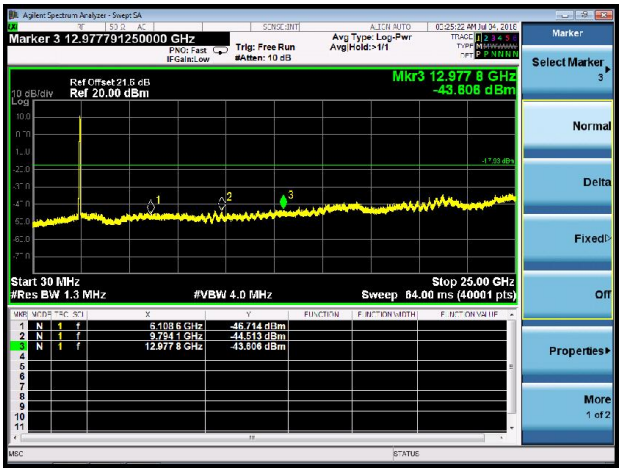	

7.6. Radiated Spurious Emission Measurement

7.6.1.Test Limit

All out of band emissions appearing in a restricted band as specified in Section 15.205 of the Title 47 CFR must not exceed the limits shown in Table per Section 15.209.

FCC Part 15 Subpart C Paragraph 15.209		
Frequency [MHz]	Field Strength [uV/m]	Measured Distance [Meters]
0.009 - 0.490	2400/F (kHz)	300
0.490 - 1.705	24000/F (kHz)	30
1.705 - 30	30	30
30 - 88	100	3
88 - 216	150	3
216 - 960	200	3
Above 960	500	3

7.6.2.Test Procedure Used

KDB 558074 D01v04 - Section 12.2.3 (quasi-peak measurements)

KDB 558074 D01v04 - Section 12.2.4 (peak power measurements)

KDB 558074 D01v04 - Section 12.2.5 (average power measurements)

7.6.3.Test Setting

Peak Field Strength Measurements

1. Analyzer center frequency was set to the frequency of the radiated spurious emission of interest
2. RBW = as specified in Table 1
3. VBW = 3MHz
4. Detector = peak
5. Sweep time = auto couple

6. Trace mode = max hold
7. Trace was allowed to stabilize

Table 1 - RBW as a function of frequency

Frequency	RBW
9 ~ 150 kHz	200 ~ 300 Hz
0.15 ~ 30 MHz	9 ~ 10 kHz
30 ~ 1000 MHz	100 ~ 120 kHz
> 1000 MHz	1 MHz

Average Field Strength Measurements

1. Analyzer center frequency was set to the frequency of the radiated spurious emission of interest
2. RBW = 1MHz
3. VBW ≥ 1/T
4. De As an alternative, the instrument may be set to linear detector mode. Ensure that video filtering is applied in linear voltage domain (rather than in a log or dB domain). Some instruments require linear display mode in order to accomplish this. Others have a setting for Average-VBW Type, which can be set to “Voltage” regardless of the display mode
5. Detector = Peak
6. Sweep time = auto
7. Trace mode = max hold
8. Allow max hold to run for at least 50 times (1/duty cycle) traces

7.6.4.Test Setup

9kHz ~ 30MHz Test Setup:

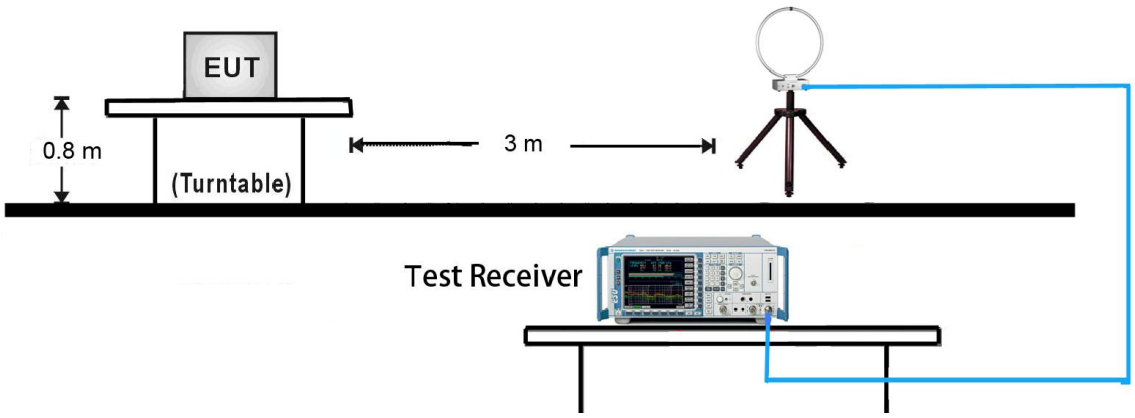

30MHz ~ 1GHz Test Setup:

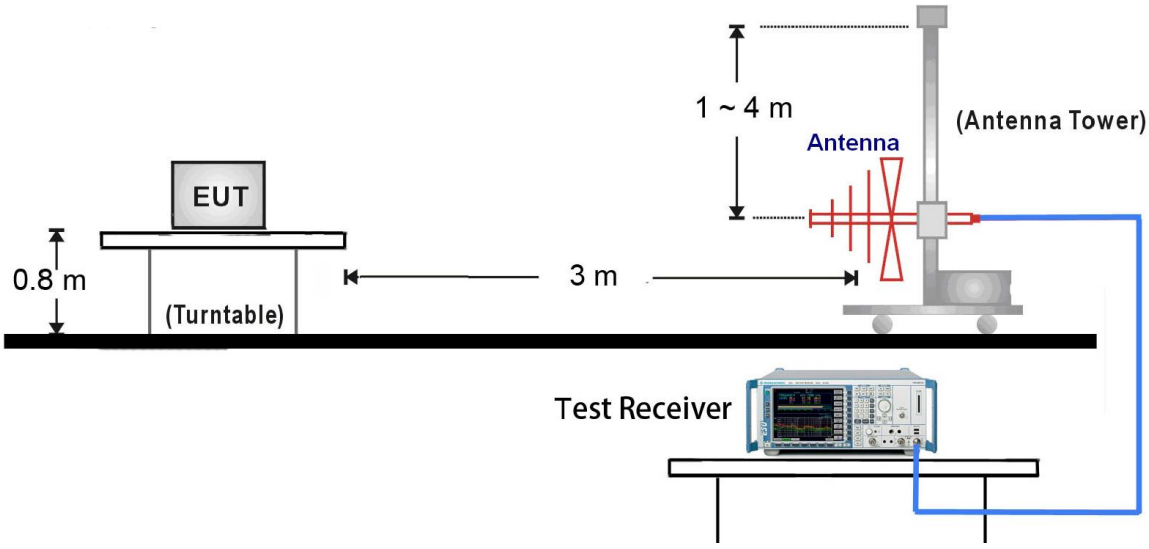

1GHz ~ 25GHz Test Setup:

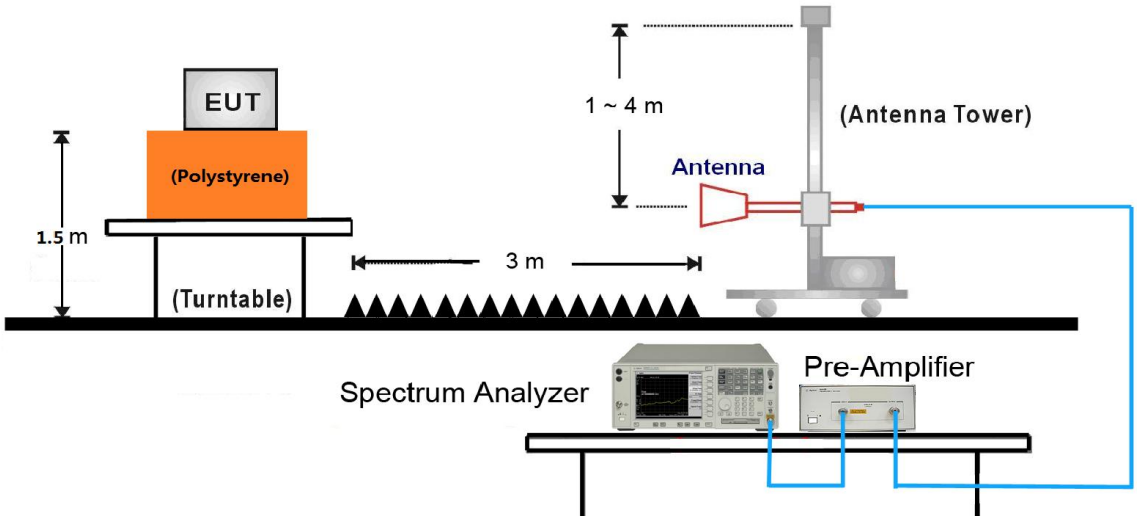

7.6.5.Test Result

Test Mode:	802.11b - Ant 1 + 2	Test Site:	AC1
Test Channel:	01	Test Engineer:	Cat Hu
Remark:	1. Average measurement was not performed if peak level lower than average limit. 2. Other frequency was 20dB below limit line within 1-18GHz, there is not show in the report.		

Mark	Frequency (MHz)	Reading Level (dBμV)	Factor (dB)	Measure Level (dBμV/m)	Limit (dBμV/m)	Margin (dB)	Detector	Polarization
*	5811.0	35.4	7.6	43.0	87.5	-44.5	Peak	Horizontal
*	6193.5	34.7	8.4	43.1	87.5	-44.4	Peak	Horizontal
	7613.0	34.9	12.6	47.5	74.0	-26.5	Peak	Horizontal
	8310.0	35.2	12.6	47.8	74.0	-26.2	Peak	Horizontal
*	5794.0	37.4	7.5	44.9	87.5	-42.6	Peak	Vertical
*	6618.5	36.3	10.1	46.4	87.5	-41.1	Peak	Vertical
	7409.0	37.0	12.6	49.6	74.0	-24.4	Peak	Vertical
	8097.5	36.8	13.5	50.3	74.0	-23.7	Peak	Vertical

Note 1: "*" is not in restricted band, its limit is 20dBc of the fundamental emission level (107.5dBμV/m) or 15.209 which is higher.

Note 2: Measure Level (dBμV/m) = Reading Level (dBμV) + Factor (dB)

Factor (dB) = Cable Loss (dB) + Antenna Factor (dB/m) - Pre_Amplifier Gain (dB)

Test Mode:	802.11b - Ant 1 + 2	Test Site:	AC1
Test Channel:	06	Test Engineer:	Cat Hu
Remark:	1. Average measurement was not performed if peak level lower than average limit. 2. Other frequency was 20dB below limit line within 1-18GHz, there is not show in the report.		

Mark	Frequency (MHz)	Reading Level (dBμV)	Factor (dB)	Measure Level (dBμV/m)	Limit (dBμV/m)	Margin (dB)	Detector	Polarization
*	5794.0	36.5	7.5	44.0	86.8	-42.8	Peak	Horizontal
*	6924.5	36.7	11.0	47.7	86.8	-39.1	Peak	Horizontal
	7468.5	35.2	12.9	48.1	74.0	-25.9	Peak	Horizontal
	8242.0	35.6	13.0	48.6	74.0	-25.4	Peak	Horizontal
*	5734.5	36.1	7.4	43.5	86.8	-43.3	Peak	Vertical
*	6380.5	35.0	9.2	44.2	86.8	-42.6	Peak	Vertical
	7468.5	35.5	12.9	48.4	74.0	-25.6	Peak	Vertical
	8242.0	34.8	13.0	47.8	74.0	-26.2	Peak	Vertical

Note 1: "*" is not in restricted band, its limit is 20dBc of the fundamental emission level (106.8dBμV/m) or 15.209 which is higher.

Note 2: Measure Level (dBμV/m) = Reading Level (dBμV) + Factor (dB)

Factor (dB) = Cable Loss (dB) + Antenna Factor (dB/m) - Pre_Amplifier Gain (dB)

Test Mode:	802.11b - Ant 1 + 2	Test Site:	AC1
Test Channel:	11	Test Engineer:	Cat Hu
Remark:	1. Average measurement was not performed if peak level lower than average limit. 2. Other frequency was 20dB below limit line within 1-18GHz, there is not show in the report.		

Mark	Frequency (MHz)	Reading Level (dBμV)	Factor (dB)	Measure Level (dBμV/m)	Limit (dBμV/m)	Margin (dB)	Detector	Polarization
*	5802.5	37.0	7.6	44.6	86.3	-41.7	Peak	Horizontal
*	6346.5	35.0	9.0	44.0	86.3	-42.3	Peak	Horizontal
	7570.5	35.1	12.9	48.0	74.0	-26.0	Peak	Horizontal
	8361.0	34.4	12.6	47.0	74.0	-27.0	Peak	Horizontal
*	5734.5	36.3	7.4	43.7	86.3	-42.6	Peak	Vertical
*	6924.5	37.0	11.0	48.0	86.3	-38.3	Peak	Vertical
	7451.5	36.6	12.9	49.5	74.0	-24.5	Peak	Vertical
	8225.0	34.6	13.1	47.7	74.0	-26.3	Peak	Vertical

Note 1: "*" is not in restricted band, its limit is 20dBc of the fundamental emission level (106.3dBμV/m) or 15.209 which is higher.

Note 2: Measure Level (dBμV/m) = Reading Level (dBμV) + Factor (dB)

Factor (dB) = Cable Loss (dB) + Antenna Factor (dB/m) - Pre_Amplifier Gain (dB)

Test Mode:	802.11g - Ant 1 + 2	Test Site:	AC1
Test Channel:	01	Test Engineer:	Cat Hu
Remark:	1. Average measurement was not performed if peak level lower than average limit. 2. Other frequency was 20dB below limit line within 1-18GHz, there is not show in the report.		

Mark	Frequency (MHz)	Reading Level (dBμV)	Factor (dB)	Measure Level (dBμV/m)	Limit (dBμV/m)	Margin (dB)	Detector	Polarization
*	5522.0	34.6	6.8	41.4	93.1	-51.7	Peak	Horizontal
*	6380.5	34.4	9.2	43.6	93.1	-49.5	Peak	Horizontal
	7366.5	34.9	12.7	47.6	74.0	-26.4	Peak	Horizontal
	8539.5	35.1	13.0	48.1	74.0	-25.9	Peak	Horizontal
*	5692.0	36.6	7.1	43.7	93.1	-49.4	Peak	Vertical
*	6482.5	34.6	9.9	44.5	93.1	-48.6	Peak	Vertical
	7358.0	34.6	12.7	47.3	74.0	-26.7	Peak	Vertical
	8276.0	34.7	12.8	47.5	74.0	-26.5	Peak	Vertical

Note 1: "*" is not in restricted band, its limit is 20dBc of the fundamental emission level (113.1dBμV/m) or 15.209 which is higher.

Note 2: Measure Level (dBμV/m) = Reading Level (dBμV) + Factor (dB)

Factor (dB) = Cable Loss (dB) + Antenna Factor (dB/m) - Pre_Amplifier Gain (dB)

Test Mode:	802.11g - Ant 1 + 2	Test Site:	AC1
Test Channel:	06	Test Engineer:	Cat Hu
Remark:	1. Average measurement was not performed if peak level lower than average limit. 2. Other frequency was 20dB below limit line within 1-18GHz, there is not show in the report.		

Mark	Frequency (MHz)	Reading Level (dBμV)	Factor (dB)	Measure Level (dBμV/m)	Limit (dBμV/m)	Margin (dB)	Detector	Polarization
*	5751.5	36.9	7.4	44.3	92.9	-48.6	Peak	Horizontal
*	6550.5	35.3	10.2	45.5	92.9	-47.4	Peak	Horizontal
	7434.5	35.5	12.8	48.3	74.0	-25.7	Peak	Horizontal
	8352.5	34.6	12.6	47.2	74.0	-26.8	Peak	Horizontal
*	6185.0	33.9	8.3	42.2	92.9	-50.7	Peak	Vertical
*	6958.5	34.2	11.1	45.3	92.9	-47.6	Peak	Vertical
	7570.5	34.4	12.9	47.3	74.0	-26.7	Peak	Vertical
	8352.5	34.4	12.6	47.0	74.0	-27.0	Peak	Vertical

Note 1: "*" is not in restricted band, its limit is 20dBc of the fundamental emission level (112.9dBμV/m) or 15.209 which is higher.

Note 2: Measure Level (dBμV/m) = Reading Level (dBμV) + Factor (dB)

Factor (dB) = Cable Loss (dB) + Antenna Factor (dB/m) - Pre_Amplifier Gain (dB)

Test Mode:	802.11g - Ant 1 + 2	Test Site:	AC1
Test Channel:	11	Test Engineer:	Cat Hu
Remark:	1. Average measurement was not performed if peak level lower than average limit. 2. Other frequency was 20dB below limit line within 1-18GHz, there is not show in the report.		

Mark	Frequency (MHz)	Reading Level (dBμV)	Factor (dB)	Measure Level (dBμV/m)	Limit (dBμV/m)	Margin (dB)	Detector	Polarization
*	5692.0	36.9	7.1	44.0	92.6	-48.6	Peak	Horizontal
*	6703.5	35.5	10.1	45.6	92.6	-47.0	Peak	Horizontal
	7426.0	35.7	12.8	48.5	74.0	-25.5	Peak	Horizontal
	8165.5	34.7	13.3	48.0	74.0	-26.0	Peak	Horizontal
*	5556.0	35.3	6.9	42.2	92.6	-50.4	Peak	Vertical
*	6270.0	36.7	8.6	45.3	92.6	-47.3	Peak	Vertical
	7638.5	36.1	12.6	48.7	74.0	-25.3	Peak	Vertical
	8276.0	36.1	12.8	48.9	74.0	-25.1	Peak	Vertical

Note 1: "*" is not in restricted band, its limit is 20dBc of the fundamental emission level (112.6dBμV/m) or 15.209 which is higher.

Note 2: Measure Level (dBμV/m) = Reading Level (dBμV) + Factor (dB)

Factor (dB) = Cable Loss (dB) + Antenna Factor (dB/m) - Pre_Amplifier Gain (dB)

Test Mode:	802.11n-HT20 - Ant 1 + 2	Test Site:	AC1
Test Channel:	01	Test Engineer:	Cat Hu
Remark:	1. Average measurement was not performed if peak level lower than average limit. 2. Other frequency was 20dB below limit line within 1-18GHz, there is not show in the report.		

Mark	Frequency (MHz)	Reading Level (dBμV)	Factor (dB)	Measure Level (dBμV/m)	Limit (dBμV/m)	Margin (dB)	Detector	Polarization
*	5785.5	35.2	7.5	42.7	92.1	-49.4	Peak	Horizontal
*	6499.5	34.4	9.9	44.3	92.1	-47.8	Peak	Horizontal
	7298.5	33.9	12.5	46.4	74.0	-27.6	Peak	Horizontal
	8378.0	34.3	12.6	46.9	74.0	-27.1	Peak	Horizontal
*	6584.5	35.0	10.2	45.2	92.1	-46.9	Peak	Vertical
*	7111.5	36.4	12.2	48.6	92.1	-43.5	Peak	Vertical
	7613.0	34.3	12.6	46.9	74.0	-27.1	Peak	Vertical
	8276.0	34.3	12.8	47.1	74.0	-26.9	Peak	Vertical

Note 1: "*" is not in restricted band, its limit is 20dBc of the fundamental emission level (112.1dBμV/m) or 15.209 which is higher.

Note 2: Measure Level (dBμV/m) = Reading Level (dBμV) + Factor (dB)

Factor (dB) = Cable Loss (dB) + Antenna Factor (dB/m) - Pre_Amplifier Gain (dB)

Test Mode:	802.11n-HT20 - Ant 1 + 2	Test Site:	AC1
Test Channel:	06	Test Engineer:	Cat Hu
Remark:	1. Average measurement was not performed if peak level lower than average limit. 2. Other frequency was 20dB below limit line within 1-18GHz, there is not show in the report.		

Mark	Frequency (MHz)	Reading Level (dBμV)	Factor (dB)	Measure Level (dBμV/m)	Limit (dBμV/m)	Margin (dB)	Detector	Polarization
*	9746.5	37.0	16.1	53.1	91.5	-38.4	Peak	Horizontal
*	10214.0	33.1	17.1	50.2	91.5	-41.3	Peak	Horizontal
	11047.0	32.8	17.9	50.7	74.0	-23.3	Peak	Horizontal
	11948.0	34.2	17.3	51.5	74.0	-22.5	Peak	Horizontal
*	5819.5	36.0	7.6	43.6	91.5	-47.9	Peak	Vertical
*	6414.5	34.6	9.4	44.0	91.5	-47.5	Peak	Vertical
	7613.0	34.3	12.6	46.9	74.0	-27.1	Peak	Vertical
	8454.5	35.0	12.7	47.7	74.0	-26.3	Peak	Vertical

Note 1: "*" is not in restricted band, its limit is 20dBc of the fundamental emission level (111.5dBμV/m) or 15.209 which is higher.

Note 2: Measure Level (dBμV/m) = Reading Level (dBμV) + Factor (dB)

Factor (dB) = Cable Loss (dB) + Antenna Factor (dB/m) - Pre_Amplifier Gain (dB)

Test Mode:	802.11n-HT20 - Ant 1 + 2	Test Site:	AC1
Test Channel:	11	Test Engineer:	Cat Hu
Remark:	1. Average measurement was not performed if peak level lower than average limit. 2. Other frequency was 20dB below limit line within 1-18GHz, there is not show in the report.		

Mark	Frequency (MHz)	Reading Level (dBμV)	Factor (dB)	Measure Level (dBμV/m)	Limit (dBμV/m)	Margin (dB)	Detector	Polarization
*	5819.5	34.9	7.6	42.5	90.9	-48.4	Peak	Horizontal
*	6814.0	35.4	10.4	45.8	90.9	-45.1	Peak	Horizontal
	7366.5	35.4	12.7	48.1	74.0	-25.9	Peak	Horizontal
	8199.5	34.8	13.1	47.9	74.0	-26.1	Peak	Horizontal
*	5607.0	35.5	7.0	42.5	90.9	-48.4	Peak	Vertical
*	6389.0	34.5	9.2	43.7	90.9	-47.2	Peak	Vertical
	7613.0	34.1	12.6	46.7	74.0	-27.3	Peak	Vertical
	8250.5	34.9	12.9	47.8	74.0	-26.2	Peak	Vertical

Note 1: "*" is not in restricted band, its limit is 20dBc of the fundamental emission level (110.9dBμV/m) or 15.209 which is higher.

Note 2: Measure Level (dBμV/m) = Reading Level (dBμV) + Factor (dB)

Factor (dB) = Cable Loss (dB) + Antenna Factor (dB/m) - Pre_Amplifier Gain (dB)

Test Mode:	802.11n-HT40 - Ant 1 + 2	Test Site:	AC1
Test Channel:	03	Test Engineer:	Cat Hu
Remark:	1. Average measurement was not performed if peak level lower than average limit. 2. Other frequency was 20dB below limit line within 1-18GHz, there is not show in the report.		

Mark	Frequency (MHz)	Reading Level (dBμV)	Factor (dB)	Measure Level (dBμV/m)	Limit (dBμV/m)	Margin (dB)	Detector	Polarization
*	6193.5	35.3	8.4	43.7	89.6	-45.9	Peak	Horizontal
*	6644.0	34.2	10.1	44.3	89.6	-45.3	Peak	Horizontal
	7613.0	34.6	12.6	47.2	74.0	-26.8	Peak	Horizontal
	8165.5	35.1	13.3	48.4	74.0	-25.6	Peak	Horizontal
*	6270.0	35.9	8.6	44.5	89.6	-45.1	Peak	Vertical
*	6890.5	34.8	10.7	45.5	89.6	-44.1	Peak	Vertical
	7502.5	34.7	12.7	47.4	74.0	-26.6	Peak	Vertical
	8437.5	34.6	12.7	47.3	74.0	-26.7	Peak	Vertical

Note 1: "*" is not in restricted band, its limit is 20dBc of the fundamental emission level (109.6dBμV/m) or 15.209 which is higher.

Note 2: Measure Level (dBμV/m) = Reading Level (dBμV) + Factor (dB)

Factor (dB) = Cable Loss (dB) + Antenna Factor (dB/m) - Pre_Amplifier Gain (dB)

Test Mode:	802.11n-HT40 - Ant 1 + 2	Test Site:	AC1
Test Channel:	06	Test Engineer:	Cat Hu
Remark:	1. Average measurement was not performed if peak level lower than average limit. 2. Other frequency was 20dB below limit line within 1-18GHz, there is not show in the report.		

Mark	Frequency (MHz)	Reading Level (dBμV)	Factor (dB)	Measure Level (dBμV/m)	Limit (dBμV/m)	Margin (dB)	Detector	Polarization
*	5607.0	35.0	7.0	42.0	87.5	-45.5	Peak	Horizontal
*	6984.0	34.0	11.2	45.2	87.5	-42.3	Peak	Horizontal
	7604.5	34.4	12.7	47.1	74.0	-26.9	Peak	Horizontal
	11837.5	32.9	17.2	50.1	74.0	-23.9	Peak	Horizontal
*	5853.5	34.1	7.8	41.9	87.5	-45.6	Peak	Vertical
*	6950.0	34.7	11.1	45.8	87.5	-41.7	Peak	Vertical
	7681.0	34.4	12.8	47.2	74.0	-26.8	Peak	Vertical
	8378.0	34.1	12.6	46.7	74.0	-27.3	Peak	Vertical

Note 1: "*" is not in restricted band, its limit is 20dBc of the fundamental emission level (107.5dBμV/m) or 15.209 which is higher.

Note 2: Measure Level (dBμV/m) = Reading Level (dBμV) + Factor (dB)

Factor (dB) = Cable Loss (dB) + Antenna Factor (dB/m) - Pre_Amplifier Gain (dB)

Test Mode:	802.11n-HT40 - Ant 1 + 2	Test Site:	AC1
Test Channel:	09	Test Engineer:	Cat Hu
Remark:	1. Average measurement was not performed if peak level lower than average limit. 2. Other frequency was 20dB below limit line within 1-18GHz, there is not show in the report.		

Mark	Frequency (MHz)	Reading Level (dBμV)	Factor (dB)	Measure Level (dBμV/m)	Limit (dBμV/m)	Margin (dB)	Detector	Polarization
*	5794.0	35.5	7.5	43.0	85.3	-42.3	Peak	Horizontal
*	6797.0	34.5	10.3	44.8	85.3	-40.5	Peak	Horizontal
	7604.5	34.8	12.7	47.5	74.0	-26.5	Peak	Horizontal
	8276.0	34.4	12.8	47.2	74.0	-26.8	Peak	Horizontal
*	5921.5	35.3	7.8	43.1	85.3	-42.2	Peak	Vertical
*	6644.0	34.8	10.1	44.9	85.3	-40.4	Peak	Vertical
	7502.5	34.5	12.7	47.2	74.0	-26.8	Peak	Vertical
	8199.5	35.3	13.1	48.4	74.0	-25.6	Peak	Vertical

Note 1: "*" is not in restricted band, its limit is 20dBc of the fundamental emission level (105.3dBμV/m) or 15.209 which is higher.

Note 2: Measure Level (dBμV/m) = Reading Level (dBμV) + Factor (dB)

Factor (dB) = Cable Loss (dB) + Antenna Factor (dB/m) - Pre_Amplifier Gain (dB)

The worst case of Radiated Emission below 1GHz:

Site: AC1	Time: 2018/07/05 - 14:10
Limit: FCC_Part15.209_RE(3m)	Engineer: David Lv
Probe: VULB 9168_20-2000MHz	Polarity: Horizontal
EUT: VR All-In-One Headset	Power: AC 120V/60Hz
Worst Case Mode: Transmit at Channel 2412MHz by 802.11b	

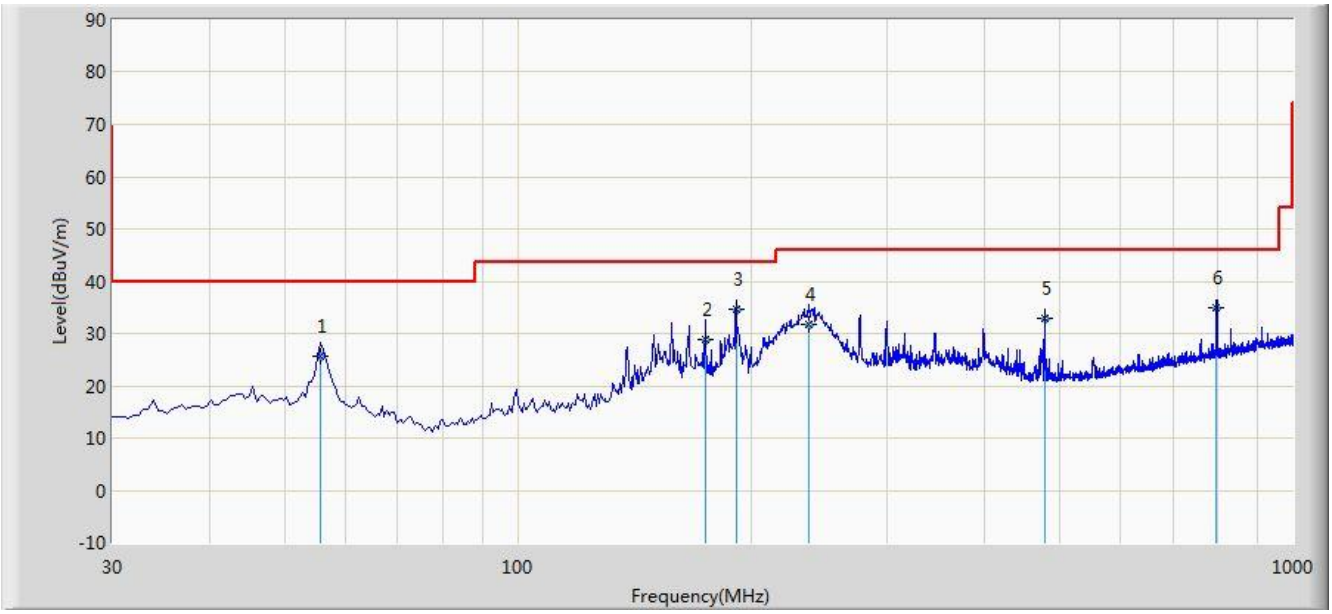

No	Flag	Mark	Frequency (MHz)	Measure Level (dBuV/m)	Reading Level (dBuV)	Over Limit (dB)	Limit (dBuV/m)	Factor (dB)	Type
1			55.705	25.743	11.046	-14.257	40.000	14.697	QP
2			174.530	28.895	18.153	-14.605	43.500	10.742	QP
3		*	191.505	34.527	22.410	-8.973	43.500	12.117	QP
4			237.095	31.722	18.140	-14.278	46.000	13.582	QP
5			479.110	32.823	14.510	-13.177	46.000	18.313	QP
6			796.785	35.028	11.813	-10.972	46.000	23.215	QP

Note 1: Measure Level (dBμV/m) = Reading Level (dBμV) + Factor (dB)

Factor (dB) = Cable Loss (dB) + Antenna Factor (dB/m)

Note 2: The test trace is same as the ambient noise and the amplitude of the emissions are attenuated more than 20dB below the permissible (the test frequency range: 9kHz ~ 30MHz, 18GHz ~ 25GHz), therefore no data appear in the report.

Site: AC1	Time: 2018/07/05 - 14:14
Limit: FCC_Part15.209_RE(3m)	Engineer: David Lv
Probe: VULB 9168_20-2000MHz	Polarity: Vertical
EUT: VR All-In-One Headset	Power: AC 120V/60Hz
Worst Case Mode: Transmit at Channel 2412MHz by 802.11b	

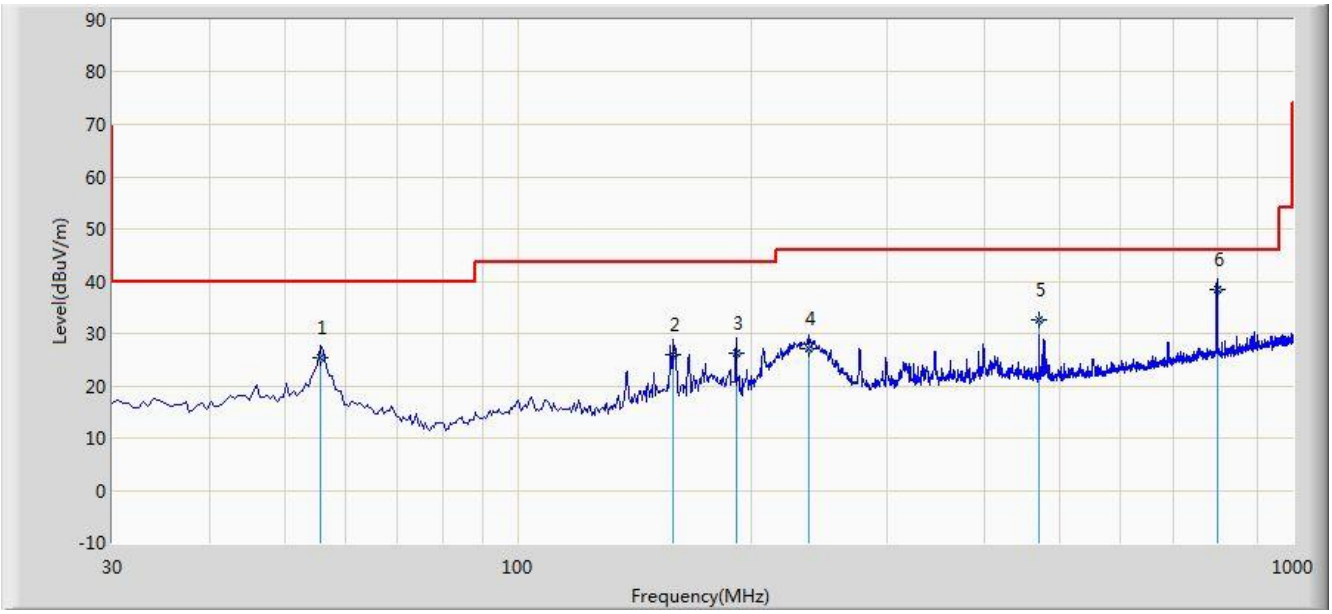

No	Flag	Mark	Frequency (MHz)	Measure Level (dBuV/m)	Reading Level (dBuV)	Over Limit (dB)	Limit (dBuV/m)	Factor (dB)	Type
1			55.705	25.297	10.600	-14.703	40.000	14.697	QP
2			159.010	26.070	16.050	-17.430	43.500	10.021	QP
3			191.505	26.176	14.059	-17.324	43.500	12.117	QP
4			237.095	27.132	13.550	-18.868	46.000	13.582	QP
5			470.865	32.704	14.550	-13.296	46.000	18.153	QP
6		*	799.692	38.298	15.040	-7.702	46.000	23.259	QP

Note 1: Measure Level (dBμV/m) = Reading Level (dBμV) + Factor (dB)

Factor (dB) = Cable Loss (dB) + Antenna Factor (dB/m)

Note 2: The test trace is same as the ambient noise and the amplitude of the emissions are attenuated more than 20dB below the permissible (the test frequency range: 9kHz ~ 30MHz, 18GHz ~ 25GHz), therefore no data appear in the report.

7.7. Radiated Restricted Band Edge Measurement

7.7.1.Test Limit

For 15.205 requirement:

Radiated emissions which fall in the restricted bands, as defined in Section 15.205(a) of FCC part 15, must also comply with the radiated emission limits specified in Section 15.209(a).

Frequency (MHz)	Frequency (MHz)	Frequency (MHz)	Frequency (GHz)
0.090 - 0.110	16.42 - 16.423	399.9 - 410	4.5 - 5.15
[1] 0.495 - 0.505	16.69475 - 16.69525	608 - 614	5.35 - 5.46
2.1735 - 2.1905	16.80425 - 16.80475	960 - 1240	7.25 - 7.75
4.125 - 4.128	25.5 - 25.67	1300 - 1427	8.025 - 8.5
4.17725 - 4.17775	37.5 - 38.25	1435 - 1626.5	9.0 - 9.2
4.20725 - 4.20775	73 - 74.6	1645.5 - 1646.5	9.3 - 9.5
6.215 - 6.218	74.8 - 75.2	1660 - 1710	10.6 - 12.7
6.26775 - 6.26825	108 - 121.94	1718.8 - 1722.2	13.25 - 13.4
6.31175 - 6.31225	123 - 138	2200 - 2300	14.47 - 14.5
8.291 - 8.294	149.9 - 150.05	2310 - 2390	15.35 - 16.2
8.362 - 8.366	156.52475 - 156.525	2483.5 - 2500	17.7 - 21.4
8.37625 - 8.38675	156.7 - 156.9	2690 - 2900	22.01 - 23.12
8.41425 - 8.41475	162.0125 - 167.17	3260 - 3267	23.6 - 24.0
12.29 - 12.293	167.72 - 173.2	3332 - 3339	31.2 - 31.8
12.51975 - 12.52025	240 - 285	3345.8 - 3358	36.43 - 36.5
12.57675 - 12.57725	322 - 335.4	3600 - 4400	([2])
13.36 - 13.41	--	--	--

All out of band emissions appearing in a restricted band as specified in Section 15.205 of the Title 47CFR must not exceed the limits shown in Table per Section 15.209.

FCC Part 15 Subpart C Paragraph 15.209		
Frequency [MHz]	Field Strength [uV/m]	Measured Distance [Meters]
0.009 - 0.490	2400/F (kHz)	300
0.490 - 1.705	24000/F (kHz)	30
1.705 - 30	30	30
30 - 88	100	3
88 - 216	150	3
216 - 960	200	3
Above 960	500	3

7.7.2.Test Procedure Used

ANSI C63.10 Section 6.3 (General Requirements)

ANSI C63.10 Section 6.6 (Standard test method above 1GHz)

7.7.3.Test Setting

Peak Field Strength Measurements

1. Analyzer center frequency was set to the frequency of the radiated spurious emission of interest
2. RBW = as specified in Table 1
3. VBW = 3MHz
4. Detector = peak
5. Sweep time = auto couple
6. Trace mode = max hold
7. Trace was allowed to stabilize

Average Field Strength Measurements

1. Analyzer center frequency was set to the frequency of the radiated spurious emission of interest
2. RBW = 1MHz
3. VBW ≥ 1/T
4. De As an alternative, the instrument may be set to linear detector mode. Ensure that video filtering is applied in linear voltage domain (rather than in a log or dB domain). Some instruments require linear display mode in order to accomplish this. Others have a setting for Average-VBW Type, which can be set to “Voltage” regardless of the display mode
5. Detector = Peak
6. Sweep time = auto
7. Trace mode = max hold
8. Allow max hold to run for at least 50 times (1/duty cycle) traces

7.7.4.Test Setup

1GHz ~ 18GHz Test Setup:

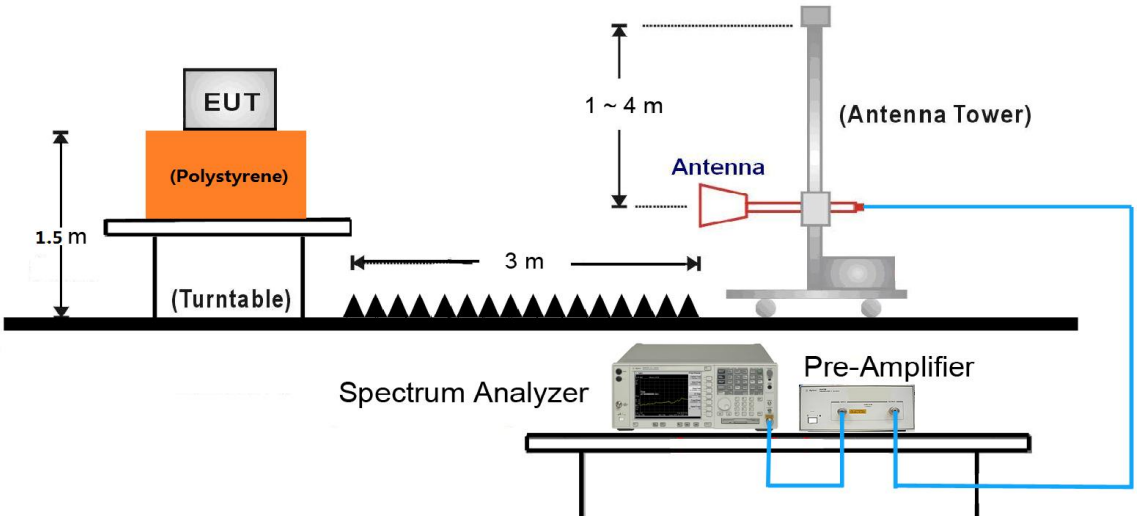

7.7.5.Test Result

Site: AC1	Time: 2018/07/04 - 03:11
Limit: FCC_Part15.209_RE(3m)	Engineer: Cat Hu
Probe: BBHA9120D_1-18GHz	Polarity: Horizontal
EUT: VR All-In-One Headset	Power: AC 120V/60Hz
Test Mode: Transmit by 802.11b at channel 2412MHz Ant 1 + 2	

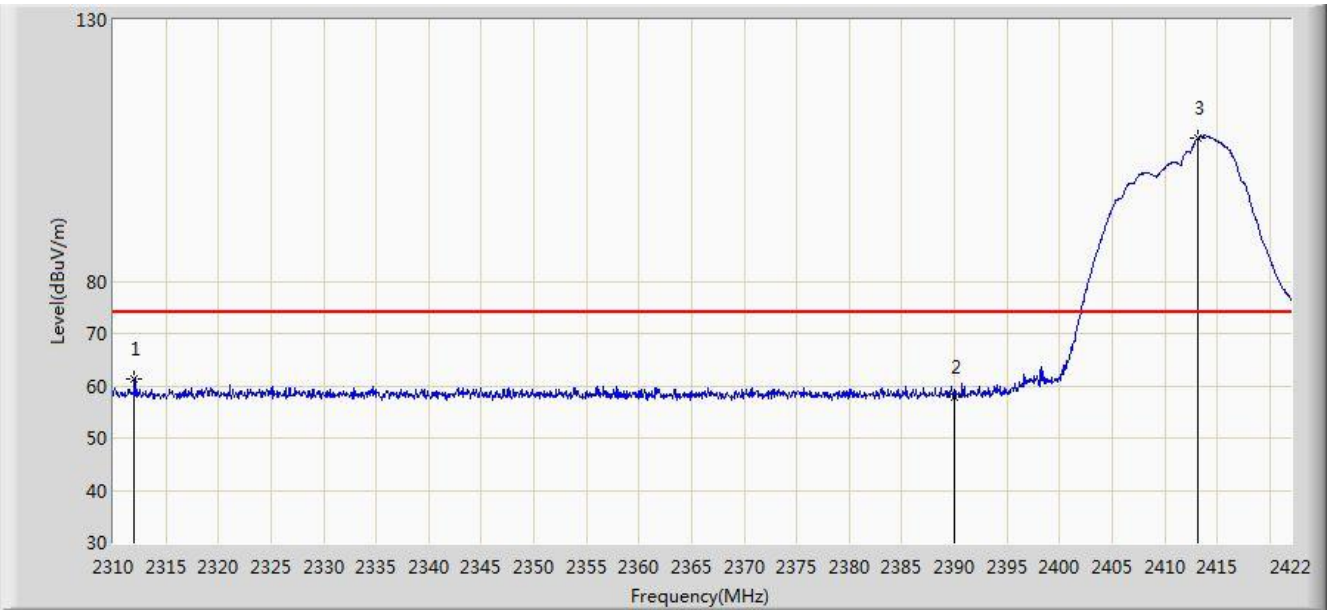

No	Flag	Mark	Frequency (MHz)	Measure Level (dBuV/m)	Reading Level (dBuV)	Over Limit (dB)	Limit (dBuV/m)	Factor (dB)	Type
1			2312.016	61.443	28.898	-12.557	74.000	32.545	PK
2			2390.000	57.933	25.606	-16.067	74.000	32.327	PK
3		*	2413.208	107.490	75.206	N/A	N/A	32.284	PK

Note: Measure Level (dBµV/m) = Reading Level (dBµV) + Factor (dB)

Factor (dB) = Cable Loss (dB) + Antenna Factor (dB/m).

Site: AC1	Time: 2018/07/04 - 03:18
Limit: FCC_Part15.209_RE(3m)	Engineer: Cat Hu
Probe: BBHA9120D_1-18GHz	Polarity: Horizontal
EUT: VR All-In-One Headset	Power: AC 120V/60Hz
Test Mode: Transmit by 802.11b at channel 2412MHz Ant 1 + 2	

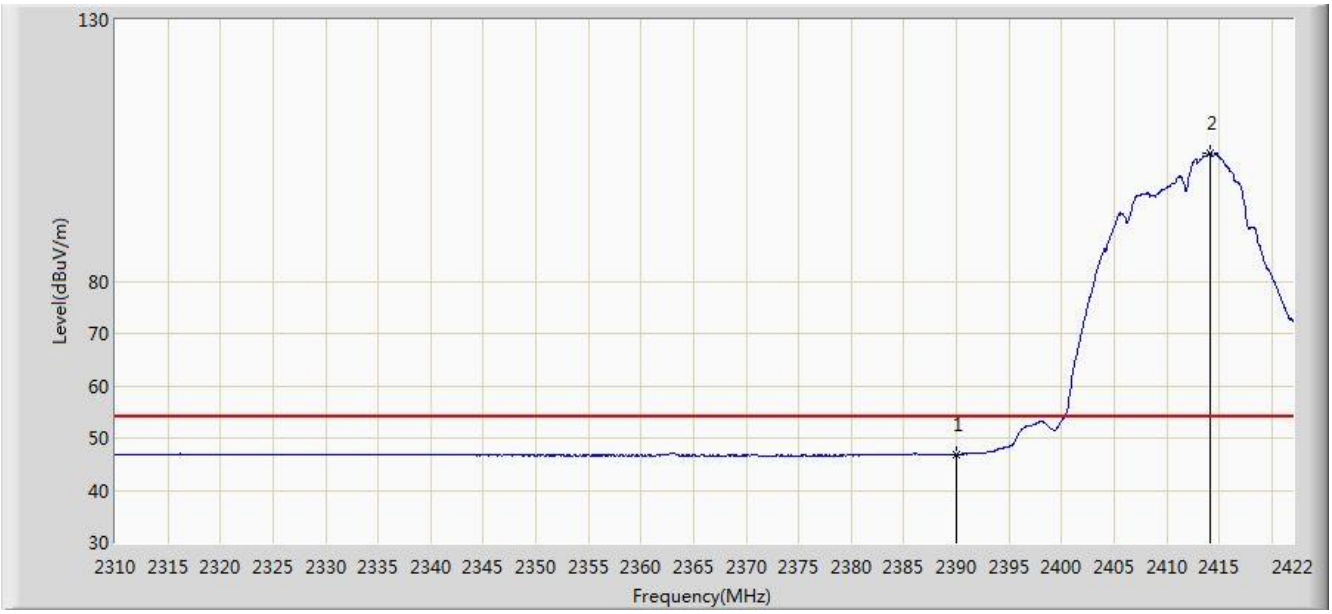

No	Flag	Mark	Frequency (MHz)	Measure Level (dBuV/m)	Reading Level (dBuV)	Over Limit (dB)	Limit (dBuV/m)	Factor (dB)	Type
1			2390.000	46.930	14.603	-7.070	54.000	32.327	AV
2		*	2414.104	104.422	72.138	N/A	N/A	32.284	AV

Note: Measure Level (dBμV/m) = Reading Level (dBμV) + Factor (dB)

Factor (dB) = Cable Loss (dB) + Antenna Factor (dB/m).

Site: AC1	Time: 2018/07/04 - 03:13
Limit: FCC_Part15.209_RE(3m)	Engineer: Cat Hu
Probe: BBHA9120D_1-18GHz	Polarity: Vertical
EUT: VR All-In-One Headset	Power: AC 120V/60Hz
Test Mode: Transmit by 802.11b at channel 2412MHz Ant 1 + 2	

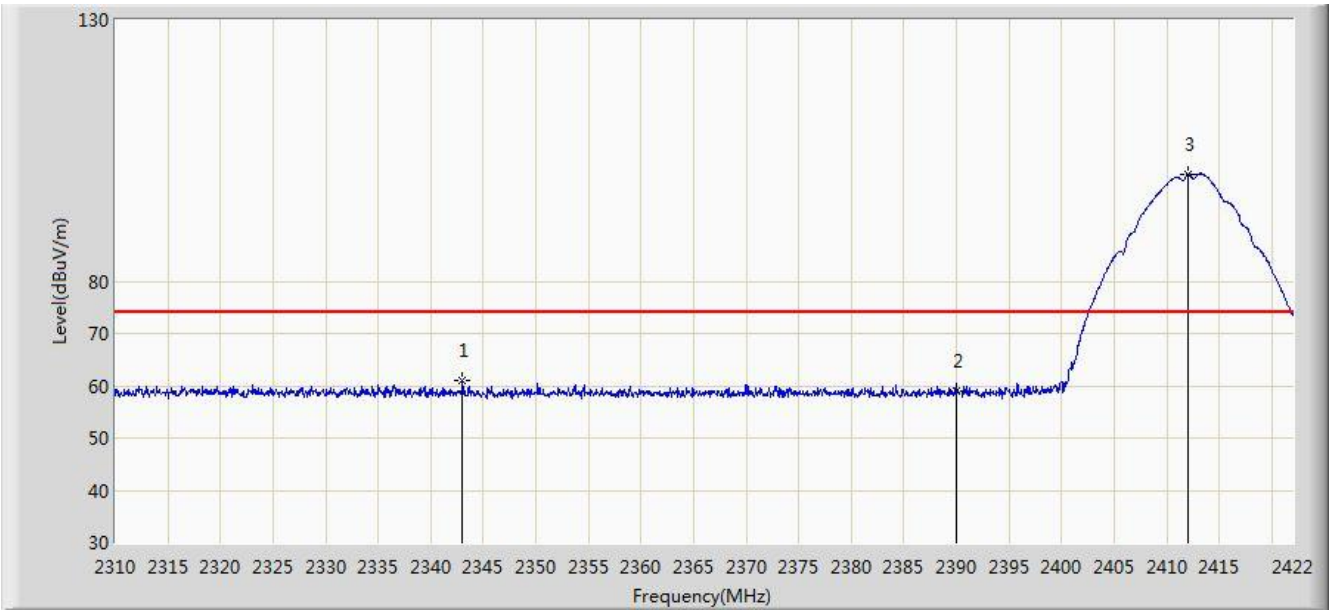

No	Flag	Mark	Frequency (MHz)	Measure Level (dBuV/m)	Reading Level (dBuV)	Over Limit (dB)	Limit (dBuV/m)	Factor (dB)	Type
1			2343.040	61.092	28.672	-12.908	74.000	32.420	PK
2			2390.000	58.954	26.627	-15.046	74.000	32.327	PK
3		*	2411.976	100.428	68.143	N/A	N/A	32.285	PK

Note: Measure Level (dBµV/m) = Reading Level (dBµV) + Factor (dB)

Factor (dB) = Cable Loss (dB) + Antenna Factor (dB/m).

Site: AC1	Time: 2018/07/04 - 03:17
Limit: FCC_Part15.209_RE(3m)	Engineer: Cat Hu
Probe: BBHA9120D_1-18GHz	Polarity: Vertical
EUT: VR All-In-One Headset	Power: AC 120V/60Hz
Test Mode: Transmit by 802.11b at channel 2412MHz Ant 1 + 2	

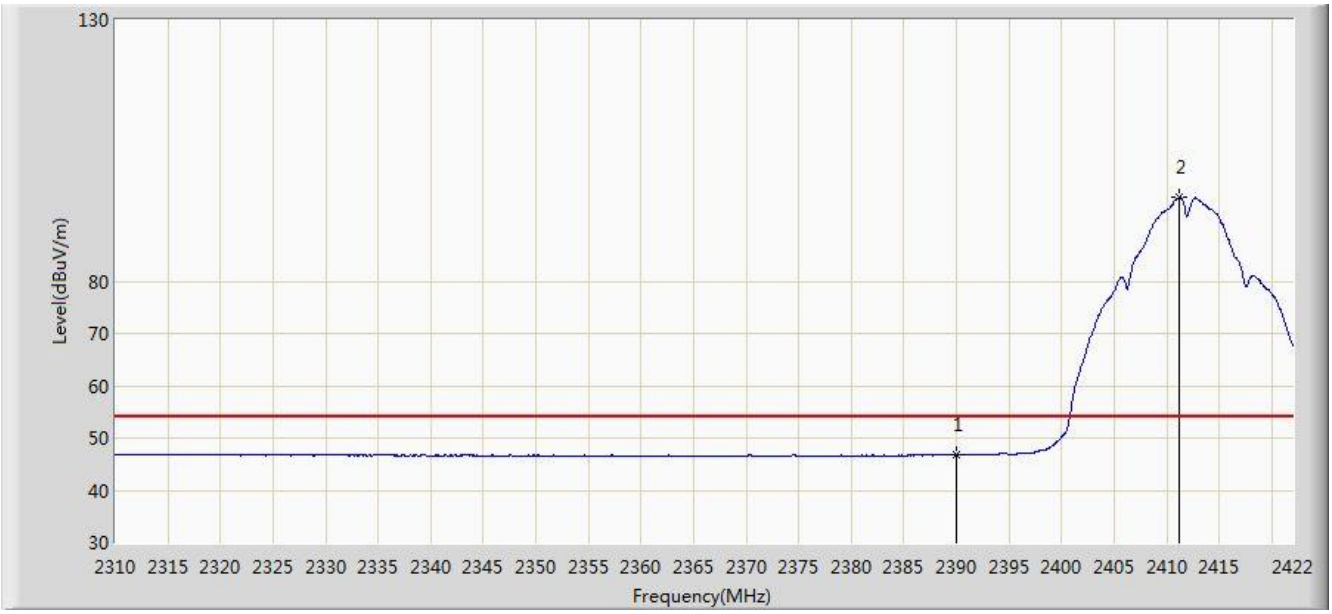

No	Flag	Mark	Frequency (MHz)	Measure Level (dBuV/m)	Reading Level (dBuV)	Over Limit (dB)	Limit (dBuV/m)	Factor (dB)	Type
1			2390.000	46.698	14.371	-7.302	54.000	32.327	AV
2		*	2411.192	96.007	63.722	N/A	N/A	32.285	AV

Note: Measure Level (dBμV/m) = Reading Level (dBμV) + Factor (dB)

Factor (dB) = Cable Loss (dB) + Antenna Factor (dB/m).

Site: AC1	Time: 2018/07/04 - 03:20
Limit: FCC_Part15.209_RE(3m)	Engineer: Cat Hu
Probe: BBHA9120D_1-18GHz	Polarity: Horizontal
EUT: VR All-In-One Headset	Power: AC 120V/60Hz
Test Mode: Transmit by 802.11b at channel 2462MHz Ant 1 + 2	

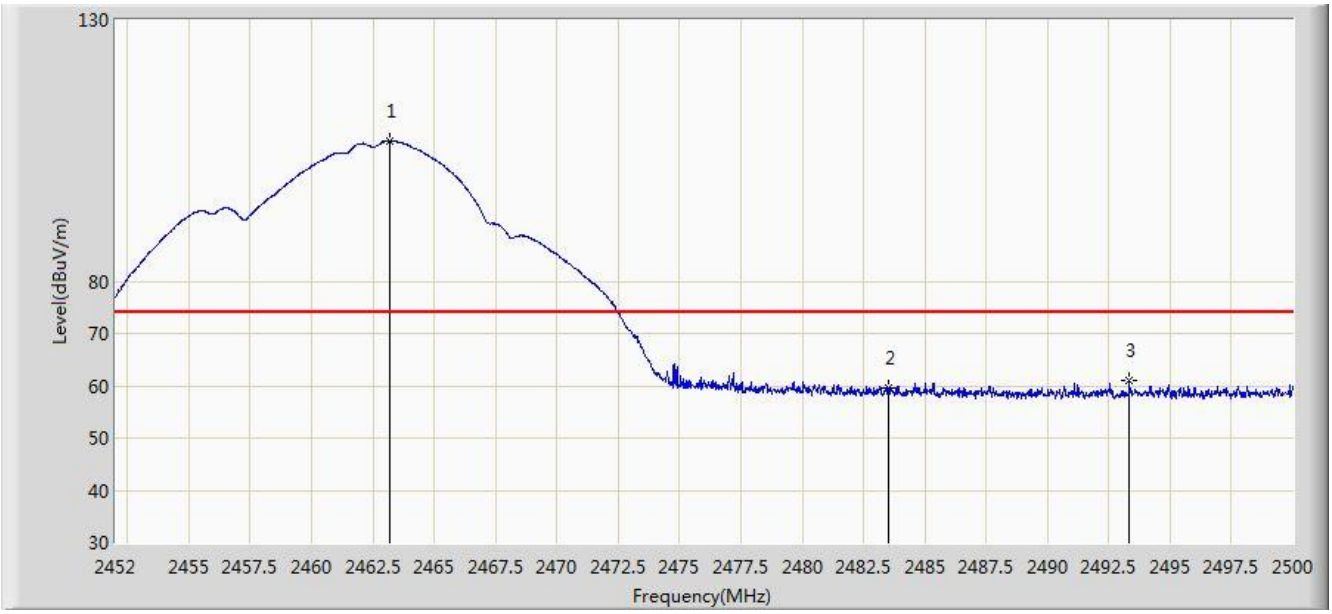

No	Flag	Mark	Frequency (MHz)	Measure Level (dBuV/m)	Reading Level (dBuV)	Over Limit (dB)	Limit (dBuV/m)	Factor (dB)	Type
1		*	2463.184	106.829	74.547	N/A	N/A	32.282	PK
2			2483.500	59.637	27.298	-14.363	74.000	32.340	PK
3			2493.328	60.878	28.500	-13.122	74.000	32.377	PK

Note: Measure Level (dBµV/m) = Reading Level (dBµV) + Factor (dB)

Factor (dB) = Cable Loss (dB) + Antenna Factor (dB/m).

Site: AC1	Time: 2018/07/04 - 03:22
Limit: FCC_Part15.209_RE(3m)	Engineer: Cat Hu
Probe: BBHA9120D_1-18GHz	Polarity: Horizontal
EUT: VR All-In-One Headset	Power: AC 120V/60Hz
Test Mode: Transmit by 802.11b at channel 2462MHz Ant 1 + 2	

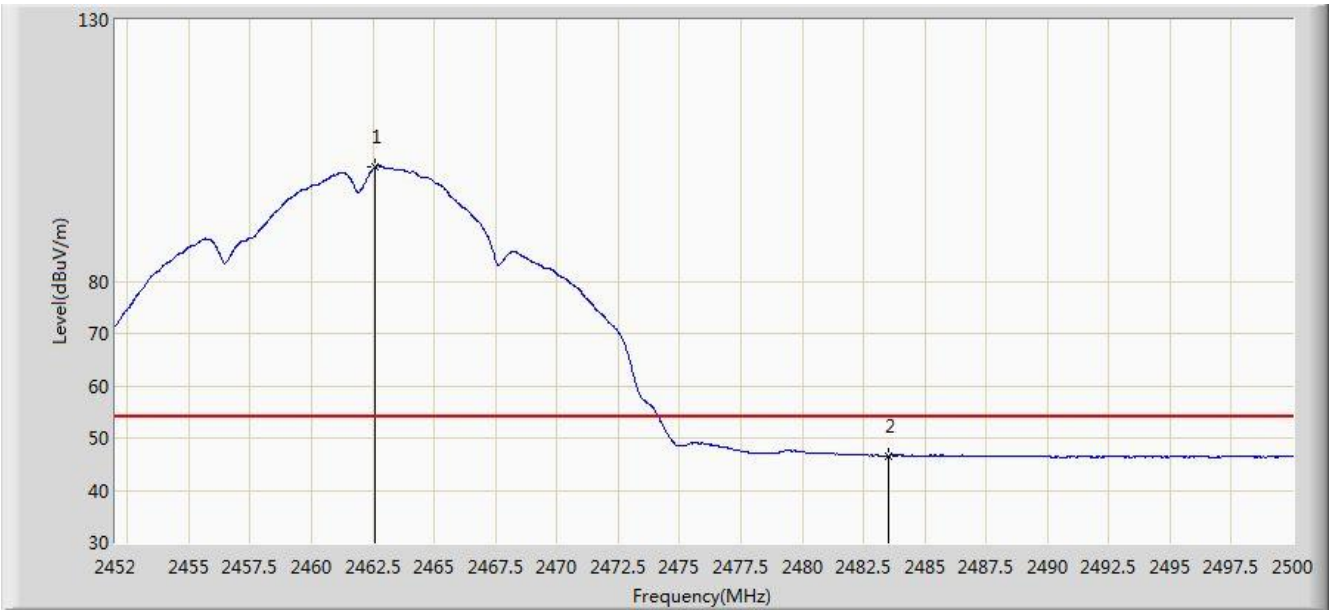

No	Flag	Mark	Frequency (MHz)	Measure Level (dBuV/m)	Reading Level (dBuV)	Over Limit (dB)	Limit (dBuV/m)	Factor (dB)	Type
1		*	2462.608	101.931	69.650	N/A	N/A	32.281	AV
2			2483.500	46.636	14.297	-7.364	54.000	32.340	AV

Note: Measure Level (dBμV/m) = Reading Level (dBμV) + Factor (dB)

Factor (dB) = Cable Loss (dB) + Antenna Factor (dB/m).

Site: AC1	Time: 2018/07/04 - 03:23
Limit: FCC_Part15.209_RE(3m)	Engineer: Cat Hu
Probe: BBHA9120D_1-18GHz	Polarity: Vertical
EUT: VR All-In-One Headset	Power: AC 120V/60Hz
Test Mode: Transmit by 802.11b at channel 2462MHz Ant 1 + 2	

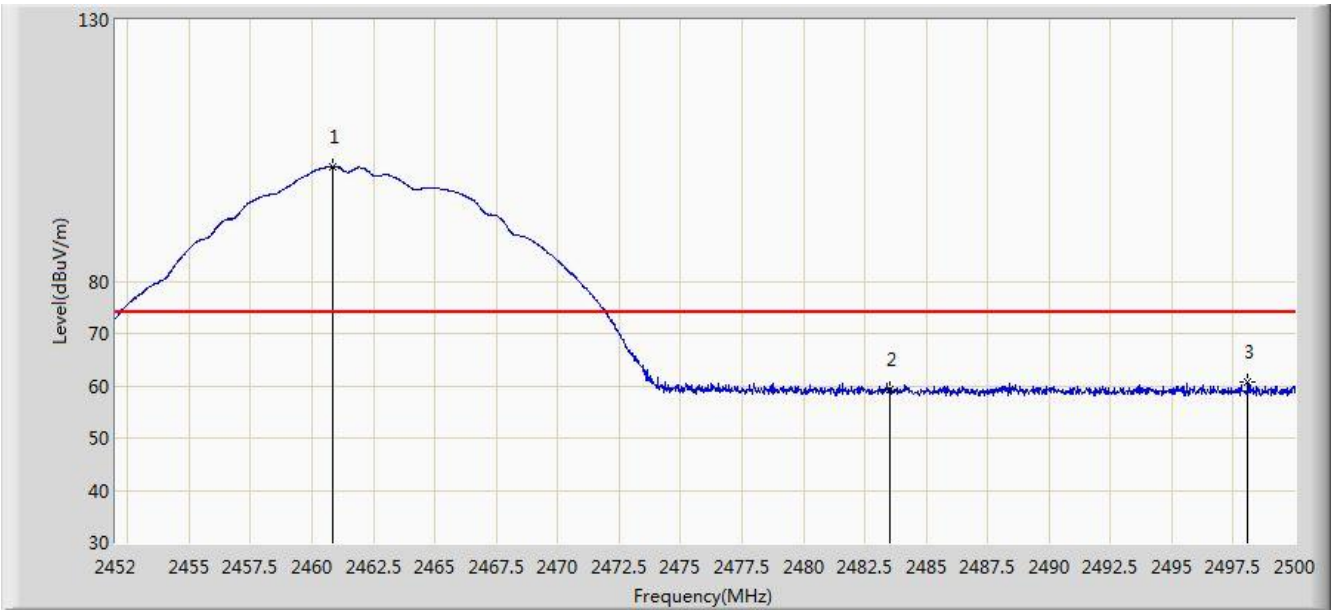

No	Flag	Mark	Frequency (MHz)	Measure Level (dBuV/m)	Reading Level (dBuV)	Over Limit (dB)	Limit (dBuV/m)	Factor (dB)	Type
1		*	2460.856	101.905	69.627	N/A	N/A	32.278	PK
2			2483.500	59.306	26.967	-14.694	74.000	32.340	PK
3			2498.104	60.623	28.231	-13.377	74.000	32.392	PK

Note: Measure Level (dBµV/m) = Reading Level (dBµV) + Factor (dB)

Factor (dB) = Cable Loss (dB) + Antenna Factor (dB/m).

Site: AC1	Time: 2018/07/04 - 03:24
Limit: FCC_Part15.209_RE(3m)	Engineer: Cat Hu
Probe: BBHA9120D_1-18GHz	Polarity: Vertical
EUT: VR All-In-One Headset	Power: AC 120V/60Hz
Test Mode: Transmit by 802.11b at channel 2462MHz Ant 1 + 2	

No	Flag	Mark	Frequency (MHz)	Measure Level (dBuV/m)	Reading Level (dBuV)	Over Limit (dB)	Limit (dBuV/m)	Factor (dB)	Type
1		*	2461.312	98.602	66.323	N/A	N/A	32.279	AV
2			2483.500	46.459	14.120	-7.541	54.000	32.340	AV

Note: Measure Level (dBμV/m) = Reading Level (dBμV) + Factor (dB)

Factor (dB) = Cable Loss (dB) + Antenna Factor (dB/m).

Site: AC1	Time: 2018/07/04 - 03:25
Limit: FCC_Part15.209_RE(3m)	Engineer: Cat Hu
Probe: BBHA9120D_1-18GHz	Polarity: Horizontal
EUT: VR All-In-One Headset	Power: AC 120V/60Hz
Test Mode: Transmit by 802.11g at channel 2412MHz Ant 1 + 2	

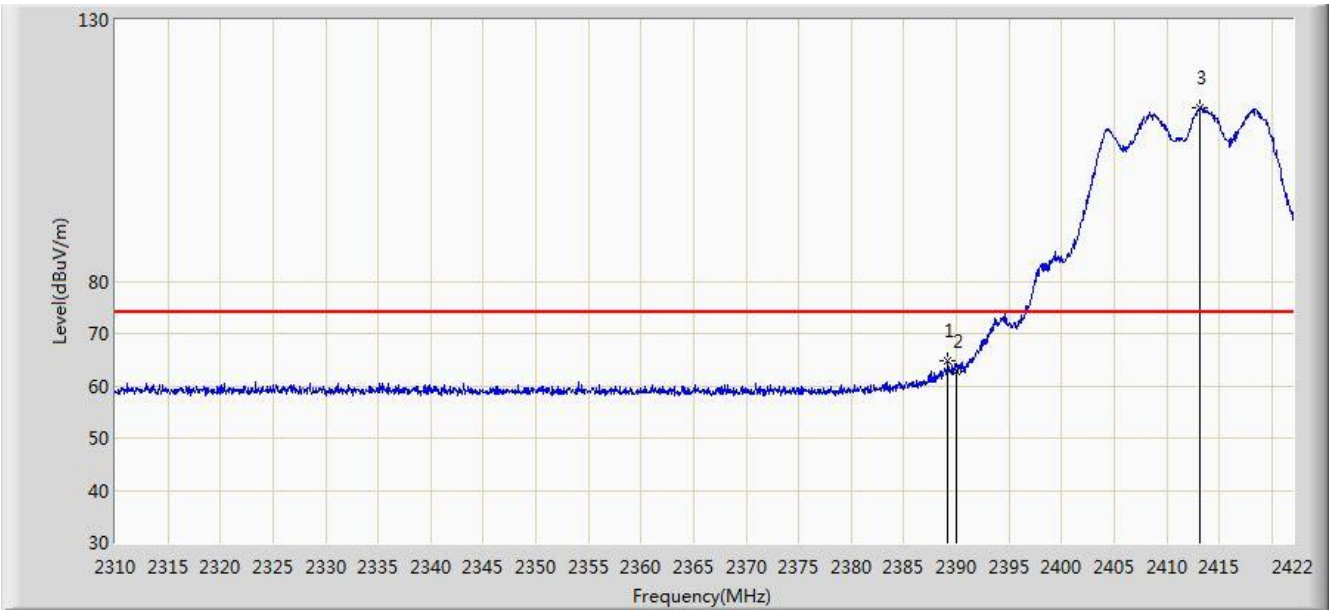

No	Flag	Mark	Frequency (MHz)	Measure Level (dBuV/m)	Reading Level (dBuV)	Over Limit (dB)	Limit (dBuV/m)	Factor (dB)	Type
1			2389.184	64.754	32.426	-9.246	74.000	32.328	PK
2			2390.000	62.809	30.482	-11.191	74.000	32.327	PK
3		*	2413.208	113.092	80.808	N/A	N/A	32.284	PK

Note: Measure Level (dBµV/m) = Reading Level (dBµV) + Factor (dB)

Factor (dB) = Cable Loss (dB) + Antenna Factor (dB/m).

Site: AC1	Time: 2018/07/04 - 03:28
Limit: FCC_Part15.209_RE(3m)	Engineer: Cat Hu
Probe: BBHA9120D_1-18GHz	Polarity: Horizontal
EUT: VR All-In-One Headset	Power: AC 120V/60Hz
Test Mode: Transmit by 802.11g at channel 2412MHz Ant 1 + 2	

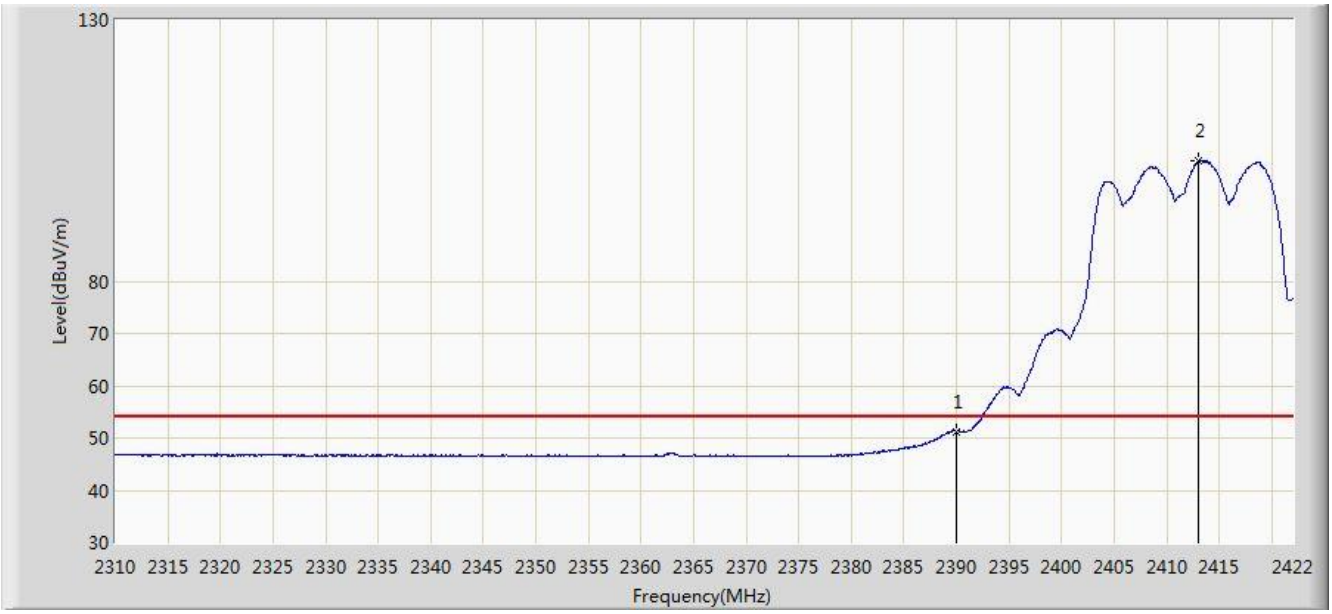

No	Flag	Mark	Frequency (MHz)	Measure Level (dBuV/m)	Reading Level (dBuV)	Over Limit (dB)	Limit (dBuV/m)	Factor (dB)	Type
1			2390.000	51.264	18.937	-2.736	54.000	32.327	AV
2		*	2412.984	102.972	70.688	N/A	N/A	32.285	AV

Note: Measure Level (dBμV/m) = Reading Level (dBμV) + Factor (dB)

Factor (dB) = Cable Loss (dB) + Antenna Factor (dB/m).

Site: AC1	Time: 2018/07/04 - 03:29
Limit: FCC_Part15.209_RE(3m)	Engineer: Cat Hu
Probe: BBHA9120D_1-18GHz	Polarity: Vertical
EUT: VR All-In-One Headset	Power: AC 120V/60Hz
Test Mode: Transmit by 802.11g at channel 2412MHz Ant 1 + 2	

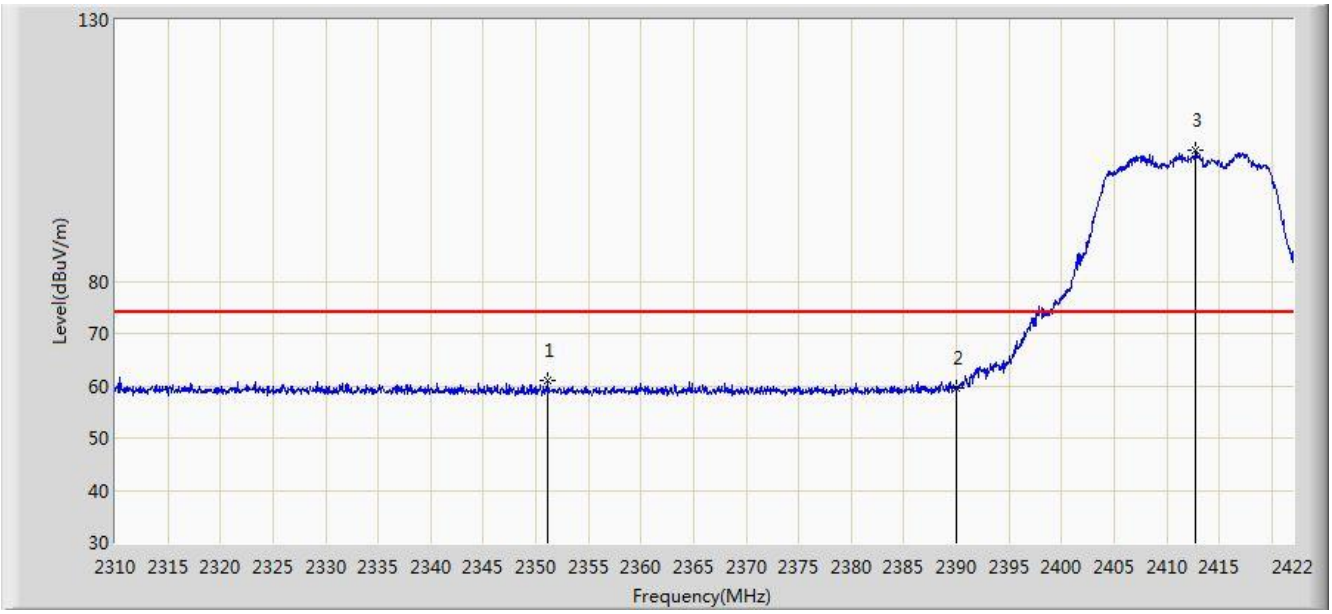

No	Flag	Mark	Frequency (MHz)	Measure Level (dBuV/m)	Reading Level (dBuV)	Over Limit (dB)	Limit (dBuV/m)	Factor (dB)	Type
1			2351.160	60.972	28.575	-13.028	74.000	32.397	PK
2			2390.000	59.506	27.179	-14.494	74.000	32.327	PK
3		*	2412.760	105.044	72.759	N/A	N/A	32.284	PK

Note: Measure Level (dBµV/m) = Reading Level (dBµV) + Factor (dB)

Factor (dB) = Cable Loss (dB) + Antenna Factor (dB/m).

Site: AC1	Time: 2018/07/04 - 03:31
Limit: FCC_Part15.209_RE(3m)	Engineer: Cat Hu
Probe: BBHA9120D_1-18GHz	Polarity: Vertical
EUT: VR All-In-One Headset	Power: AC 120V/60Hz
Test Mode: Transmit by 802.11g at channel 2412MHz Ant 1 + 2	

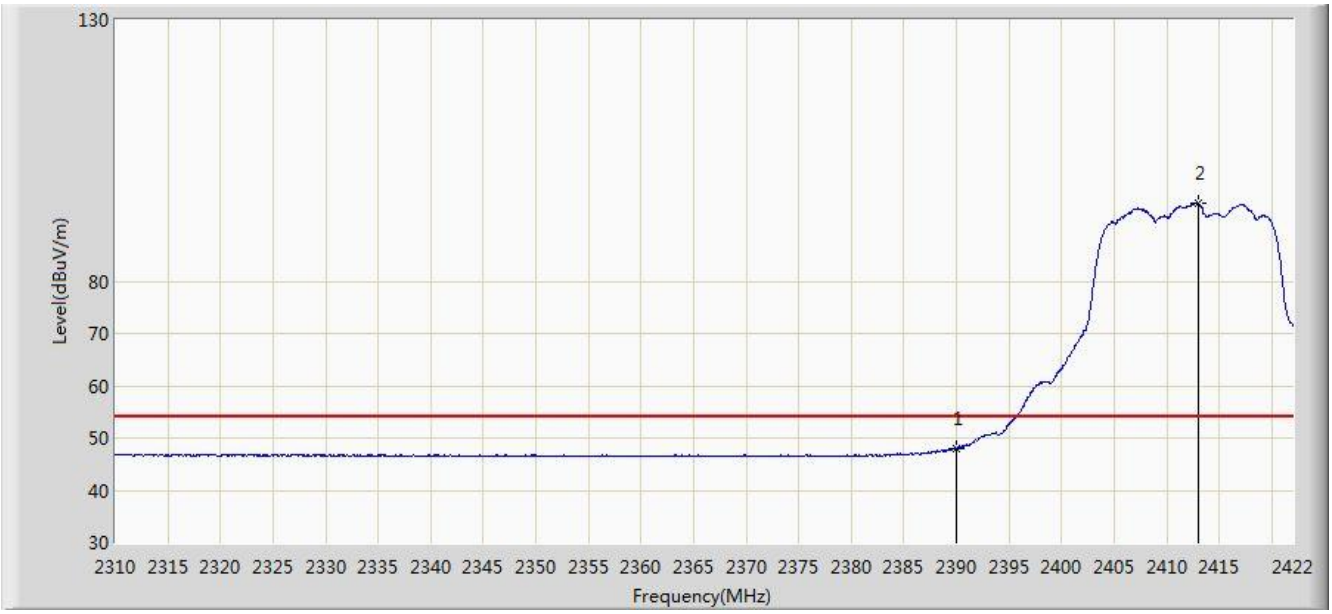

No	Flag	Mark	Frequency (MHz)	Measure Level (dBuV/m)	Reading Level (dBuV)	Over Limit (dB)	Limit (dBuV/m)	Factor (dB)	Type
1			2390.000	47.892	15.565	-6.108	54.000	32.327	AV
2		*	2412.984	94.833	62.549	N/A	N/A	32.285	AV

Note: Measure Level (dBμV/m) = Reading Level (dBμV) + Factor (dB)

Factor (dB) = Cable Loss (dB) + Antenna Factor (dB/m).

Site: AC1	Time: 2018/07/04 - 03:33
Limit: FCC_Part15.209_RE(3m)	Engineer: Cat Hu
Probe: BBHA9120D_1-18GHz	Polarity: Horizontal
EUT: VR All-In-One Headset	Power: AC 120V/60Hz
Test Mode: Transmit by 802.11g at channel 2462MHz Ant 1 + 2	

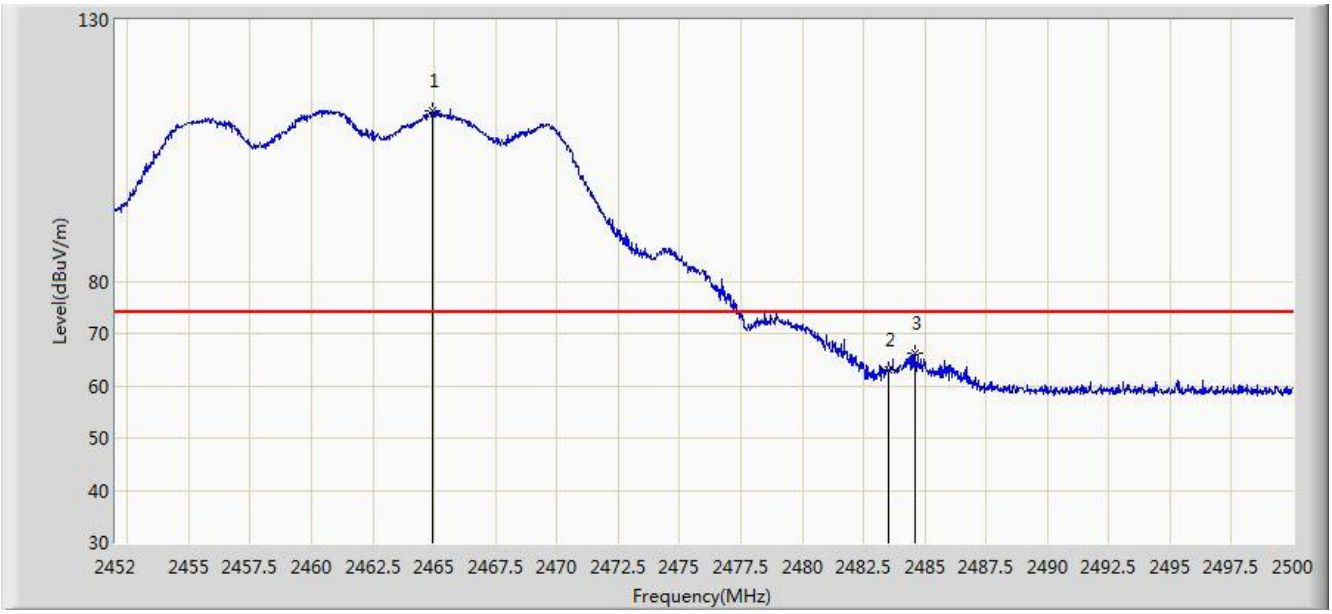

No	Flag	Mark	Frequency (MHz)	Measure Level (dBuV/m)	Reading Level (dBuV)	Over Limit (dB)	Limit (dBuV/m)	Factor (dB)	Type
1		*	2464.936	112.564	80.278	N/A	N/A	32.286	PK
2			2483.500	63.090	30.751	-10.910	74.000	32.340	PK
3			2484.616	66.272	33.928	-7.728	74.000	32.344	PK

Note: Measure Level (dBμV/m) = Reading Level (dBμV) + Factor (dB)

Factor (dB) = Cable Loss (dB) + Antenna Factor (dB/m).

Site: AC1	Time: 2018/07/04 - 03:34
Limit: FCC_Part15.209_RE(3m)	Engineer: Cat Hu
Probe: BBHA9120D_1-18GHz	Polarity: Horizontal
EUT: VR All-In-One Headset	Power: AC 120V/60Hz
Test Mode: Transmit by 802.11g at channel 2462MHz Ant 1 + 2	

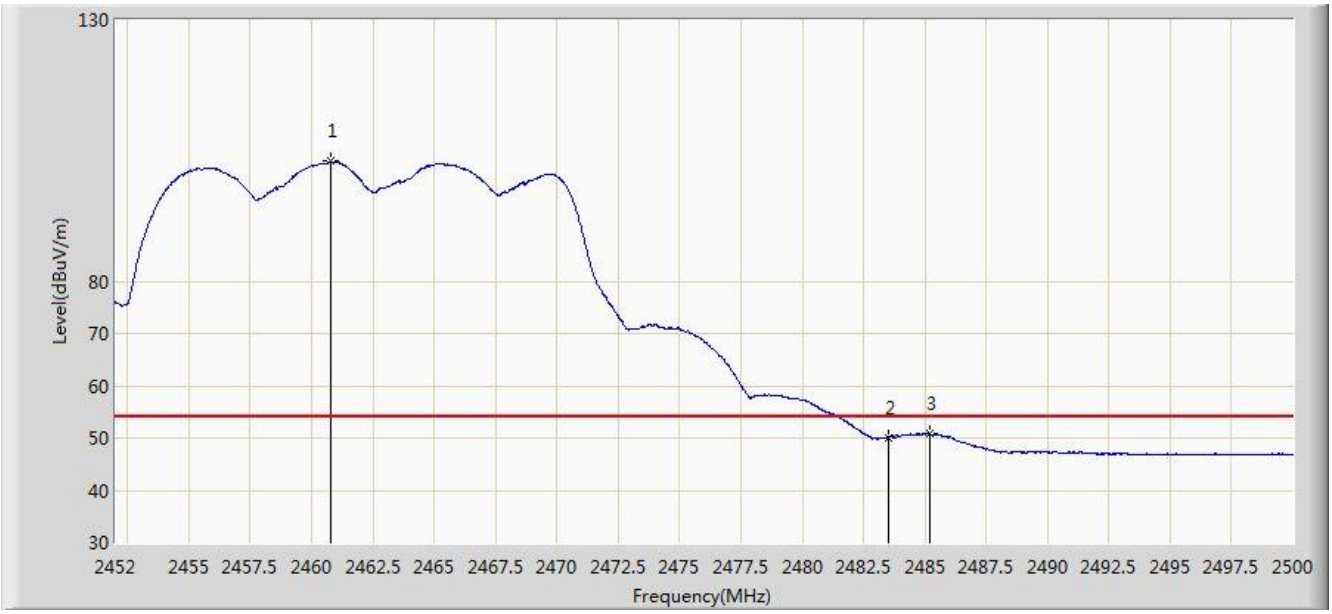

No	Flag	Mark	Frequency (MHz)	Measure Level (dBuV/m)	Reading Level (dBuV)	Over Limit (dB)	Limit (dBuV/m)	Factor (dB)	Type
1		*	2460.784	102.951	70.673	N/A	N/A	32.278	AV
2			2483.500	50.071	17.732	-3.929	54.000	32.340	AV
3			2485.192	50.967	18.621	-3.033	54.000	32.346	AV

Note: Measure Level (dBμV/m) = Reading Level (dBμV) + Factor (dB)

Factor (dB) = Cable Loss (dB) + Antenna Factor (dB/m).

Site: AC1	Time: 2018/07/04 - 03:36
Limit: FCC_Part15.209_RE(3m)	Engineer: Cat Hu
Probe: BBHA9120D_1-18GHz	Polarity: Vertical
EUT: VR All-In-One Headset	Power: AC 120V/60Hz
Test Mode: Transmit by 802.11g at channel 2462MHz Ant 1 + 2	

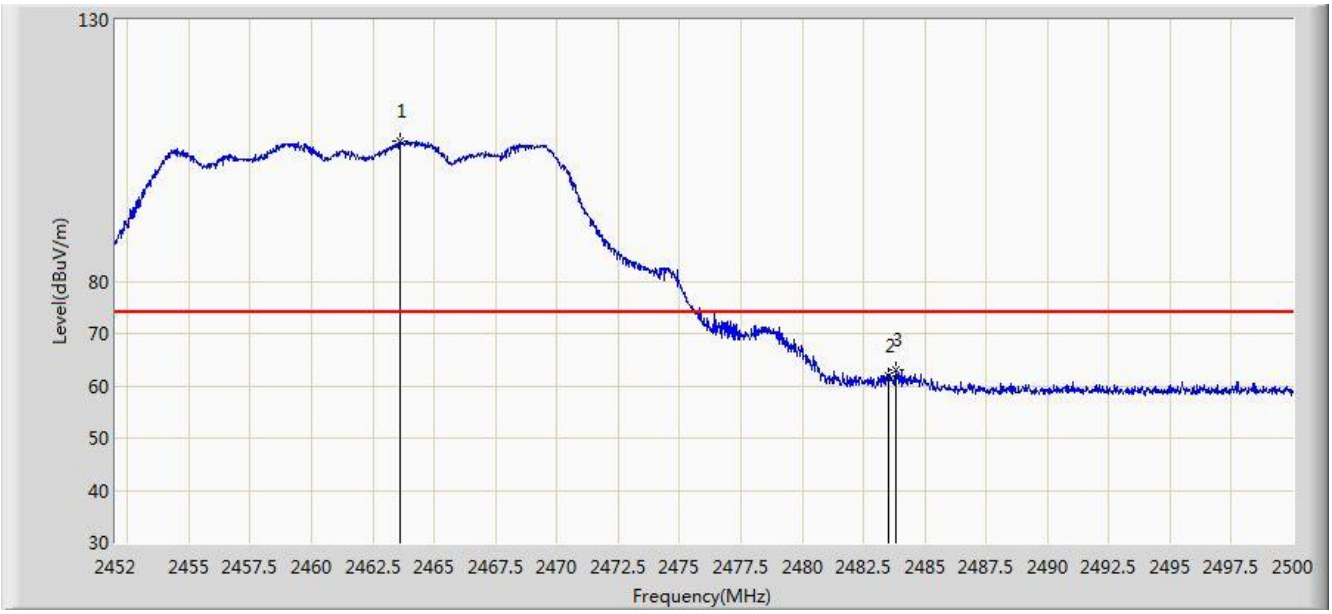

No	Flag	Mark	Frequency (MHz)	Measure Level (dBuV/m)	Reading Level (dBuV)	Over Limit (dB)	Limit (dBuV/m)	Factor (dB)	Type
1		*	2463.592	106.907	74.624	N/A	N/A	32.283	PK
2			2483.500	61.962	29.623	-12.038	74.000	32.340	PK
3			2483.800	63.169	30.829	-10.831	74.000	32.340	PK

Note: Measure Level (dBμV/m) = Reading Level (dBμV) + Factor (dB)

Factor (dB) = Cable Loss (dB) + Antenna Factor (dB/m).

Site: AC1	Time: 2018/07/04 - 03:37
Limit: FCC_Part15.209_RE(3m)	Engineer: Cat Hu
Probe: BBHA9120D_1-18GHz	Polarity: Vertical
EUT: VR All-In-One Headset	Power: AC 120V/60Hz
Test Mode: Transmit by 802.11g at channel 2462MHz Ant 1 + 2	

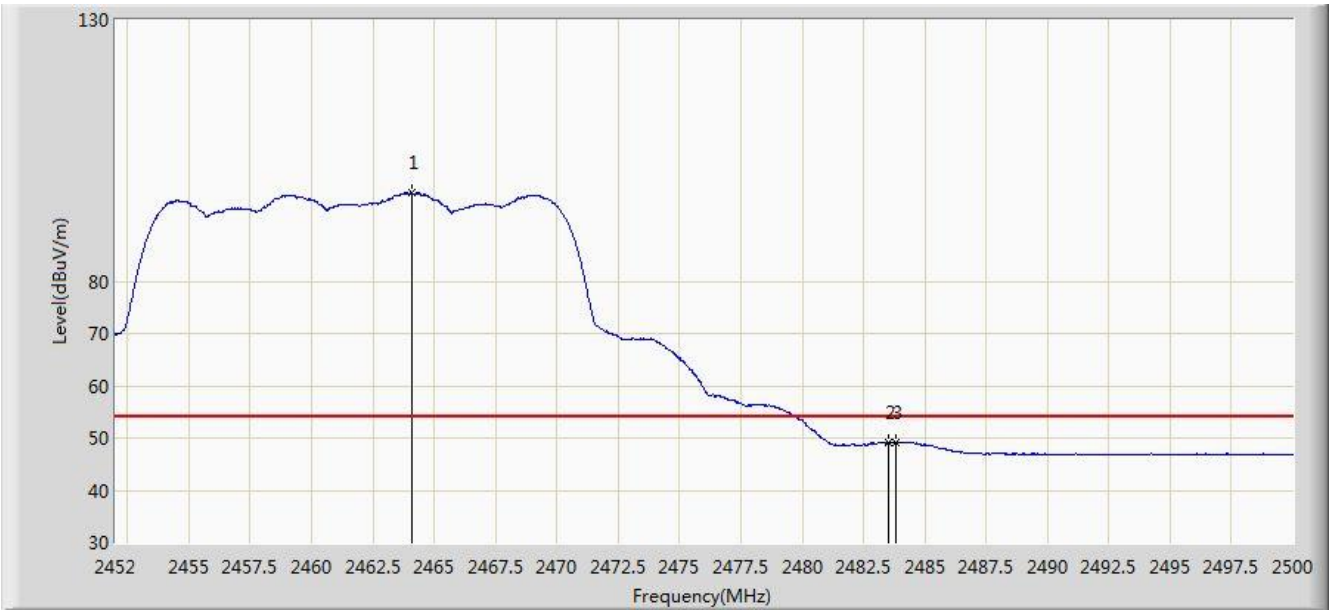

No	Flag	Mark	Frequency (MHz)	Measure Level (dBuV/m)	Reading Level (dBuV)	Over Limit (dB)	Limit (dBuV/m)	Factor (dB)	Type
1		*	2464.096	96.939	64.655	N/A	N/A	32.284	AV
2			2483.500	49.038	16.699	-4.962	54.000	32.340	AV
3			2483.848	49.222	16.881	-4.778	54.000	32.340	AV

Note: Measure Level (dBμV/m) = Reading Level (dBμV) + Factor (dB)

Factor (dB) = Cable Loss (dB) + Antenna Factor (dB/m).

Site: AC1	Time: 2018/07/04 - 03:38
Limit: FCC_Part15.209_RE(3m)	Engineer: Cat Hu
Probe: BBHA9120D_1-18GHz	Polarity: Horizontal
EUT: VR All-In-One Headset	Power: AC 120V/60Hz
Test Mode: Transmit by 802.11n-HT20 at channel 2412MHz Ant 1 + 2	

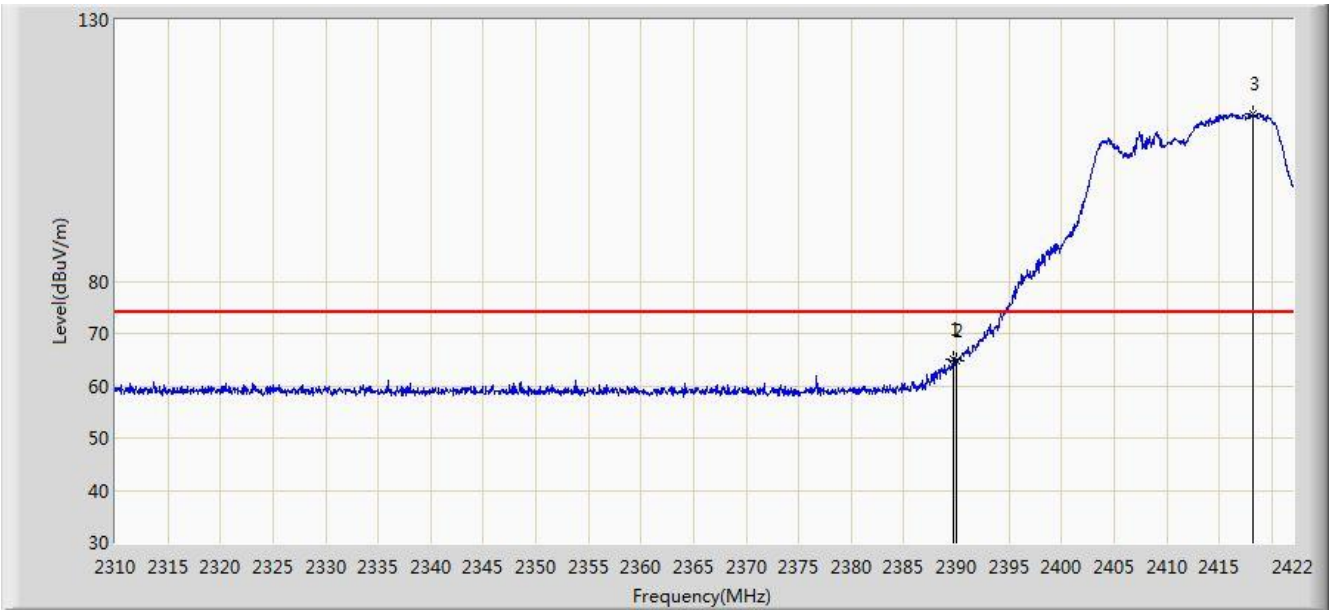

No	Flag	Mark	Frequency (MHz)	Measure Level (dBuV/m)	Reading Level (dBuV)	Over Limit (dB)	Limit (dBuV/m)	Factor (dB)	Type
1			2389.688	65.039	32.712	-8.961	74.000	32.328	PK
2			2390.000	64.903	32.576	-9.097	74.000	32.327	PK
3		*	2418.248	112.145	79.863	N/A	N/A	32.282	PK

Note: Measure Level (dBµV/m) = Reading Level (dBµV) + Factor (dB)

Factor (dB) = Cable Loss (dB) + Antenna Factor (dB/m).

Site: AC1	Time: 2018/07/04 - 03:40
Limit: FCC_Part15.209_RE(3m)	Engineer: Cat Hu
Probe: BBHA9120D_1-18GHz	Polarity: Horizontal
EUT: VR All-In-One Headset	Power: AC 120V/60Hz
Test Mode: Transmit by 802.11n-HT20 at channel 2412MHz Ant 1 + 2	

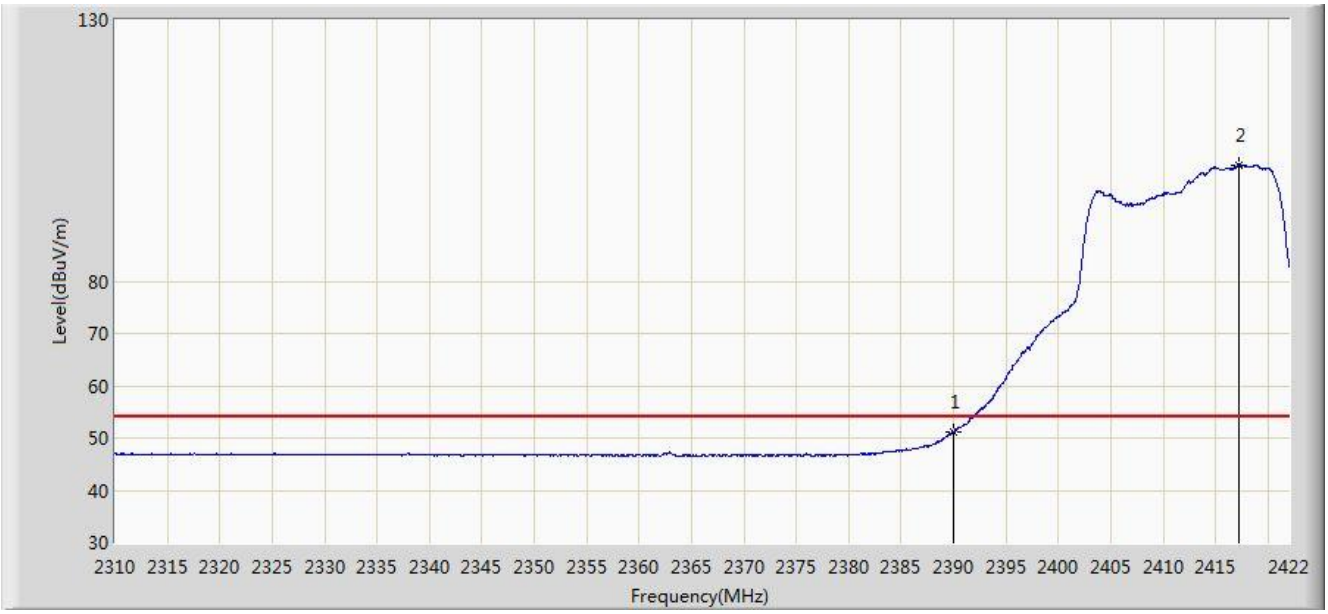

No	Flag	Mark	Frequency (MHz)	Measure Level (dBuV/m)	Reading Level (dBuV)	Over Limit (dB)	Limit (dBuV/m)	Factor (dB)	Type
1			2390.000	51.142	18.815	-2.858	54.000	32.327	AV
2		*	2417.296	102.269	69.986	N/A	N/A	32.282	AV

Note: Measure Level (dBμV/m) = Reading Level (dBμV) + Factor (dB)

Factor (dB) = Cable Loss (dB) + Antenna Factor (dB/m).

Site: AC1	Time: 2018/07/04 - 03:42
Limit: FCC_Part15.209_RE(3m)	Engineer: Cat Hu
Probe: BBHA9120D_1-18GHz	Polarity: Vertical
EUT: VR All-In-One Headset	Power: AC 120V/60Hz
Test Mode: Transmit by 802.11n-HT20 at channel 2412MHz Ant 1 + 2	

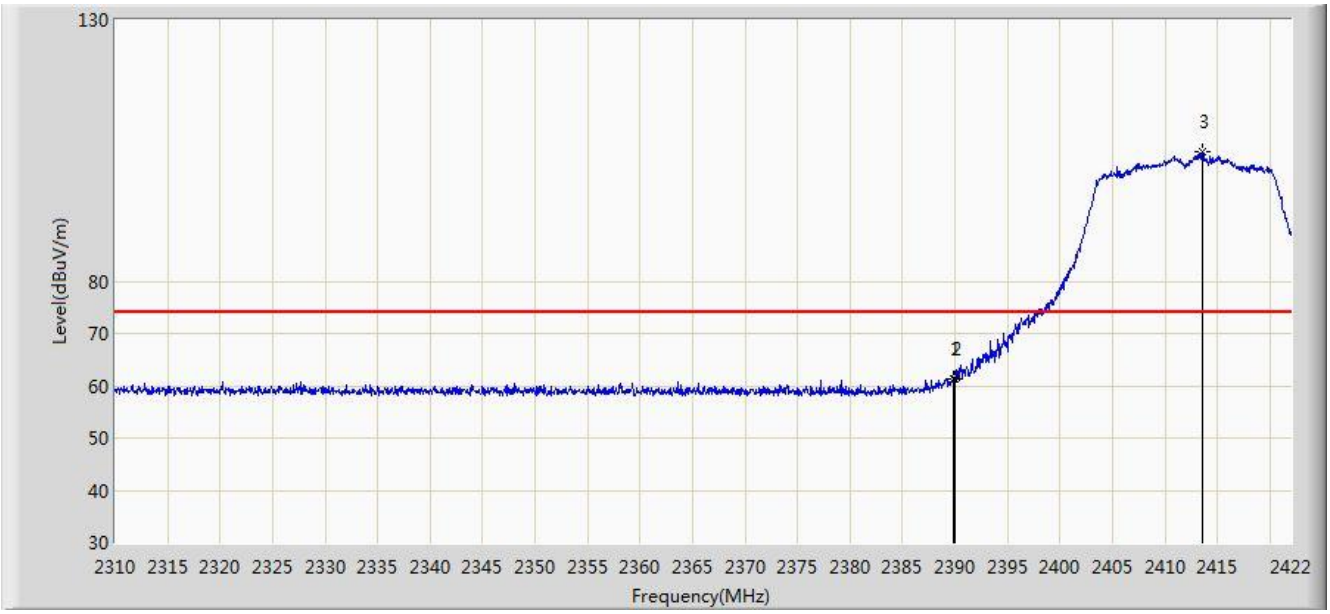

No	Flag	Mark	Frequency (MHz)	Measure Level (dBuV/m)	Reading Level (dBuV)	Over Limit (dB)	Limit (dBuV/m)	Factor (dB)	Type
1			2389.800	61.268	28.941	-12.732	74.000	32.327	PK
2			2390.000	61.295	28.968	-12.705	74.000	32.327	PK
3		*	2413.600	104.759	72.475	N/A	N/A	32.284	PK

Note: Measure Level (dBµV/m) = Reading Level (dBµV) + Factor (dB)

Factor (dB) = Cable Loss (dB) + Antenna Factor (dB/m).

Site: AC1	Time: 2018/07/04 - 03:44
Limit: FCC_Part15.209_RE(3m)	Engineer: Cat Hu
Probe: BBHA9120D_1-18GHz	Polarity: Vertical
EUT: VR All-In-One Headset	Power: AC 120V/60Hz
Test Mode: Transmit by 802.11n-HT20 at channel 2412MHz Ant 1 + 2	

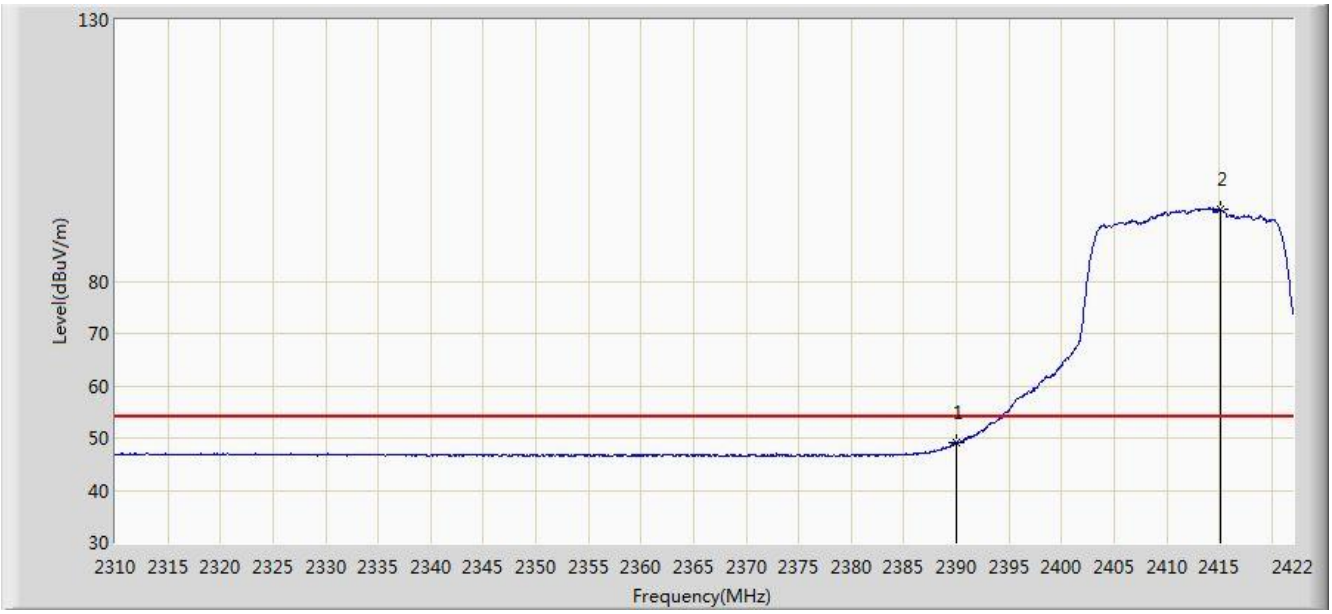

No	Flag	Mark	Frequency (MHz)	Measure Level (dBuV/m)	Reading Level (dBuV)	Over Limit (dB)	Limit (dBuV/m)	Factor (dB)	Type
1			2390.000	49.048	16.721	-4.952	54.000	32.327	AV
2		*	2415.168	93.874	61.591	N/A	N/A	32.283	AV

Note: Measure Level (dBμV/m) = Reading Level (dBμV) + Factor (dB)

Factor (dB) = Cable Loss (dB) + Antenna Factor (dB/m).

Site: AC1	Time: 2018/07/04 - 03:45
Limit: FCC_Part15.209_RE(3m)	Engineer: Cat Hu
Probe: BBHA9120D_1-18GHz	Polarity: Horizontal
EUT: VR All-In-One Headset	Power: AC 120V/60Hz
Test Mode: Transmit by 802.11n-HT20 at channel 2462MHz Ant 1 + 2	

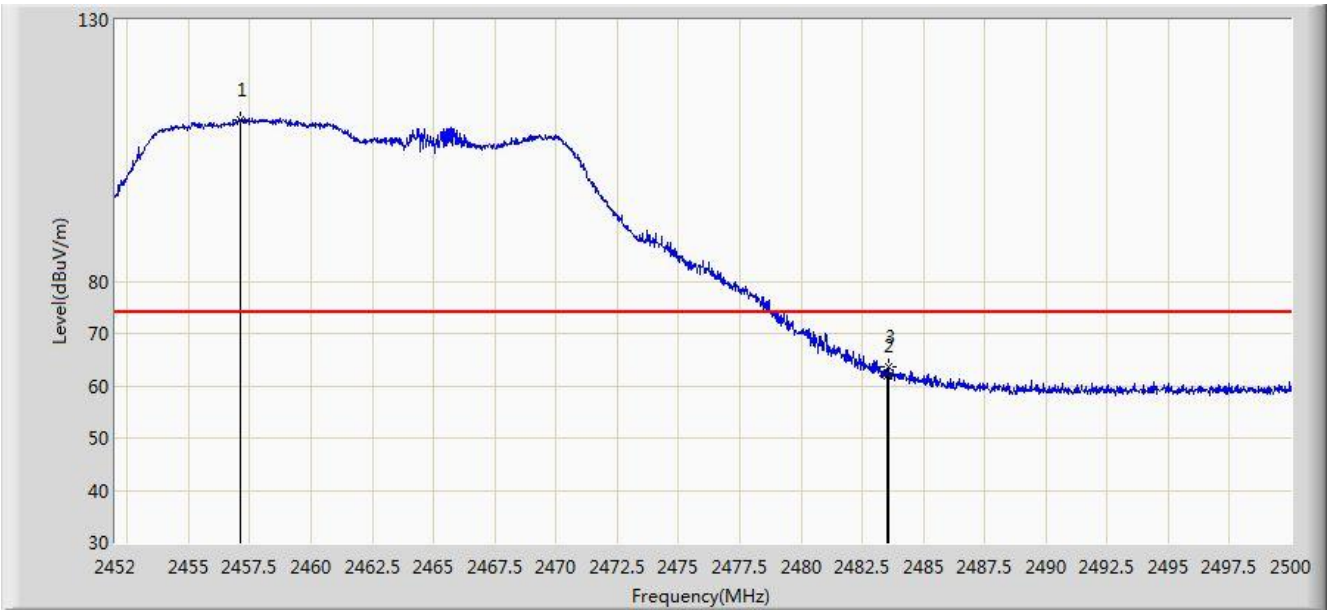

No	Flag	Mark	Frequency (MHz)	Measure Level (dBuV/m)	Reading Level (dBuV)	Over Limit (dB)	Limit (dBuV/m)	Factor (dB)	Type
1		*	2457.136	110.936	78.665	N/A	N/A	32.271	PK
2			2483.500	61.933	29.594	-12.067	74.000	32.340	PK
3			2483.608	63.589	31.249	-10.411	74.000	32.340	PK

Note: Measure Level (dBμV/m) = Reading Level (dBμV) + Factor (dB)

Factor (dB) = Cable Loss (dB) + Antenna Factor (dB/m).

Site: AC1	Time: 2018/07/04 - 03:47
Limit: FCC_Part15.209_RE(3m)	Engineer: Cat Hu
Probe: BBHA9120D_1-18GHz	Polarity: Horizontal
EUT: VR All-In-One Headset	Power: AC 120V/60Hz
Test Mode: Transmit by 802.11n-HT20 at channel 2462MHz Ant 1 + 2	

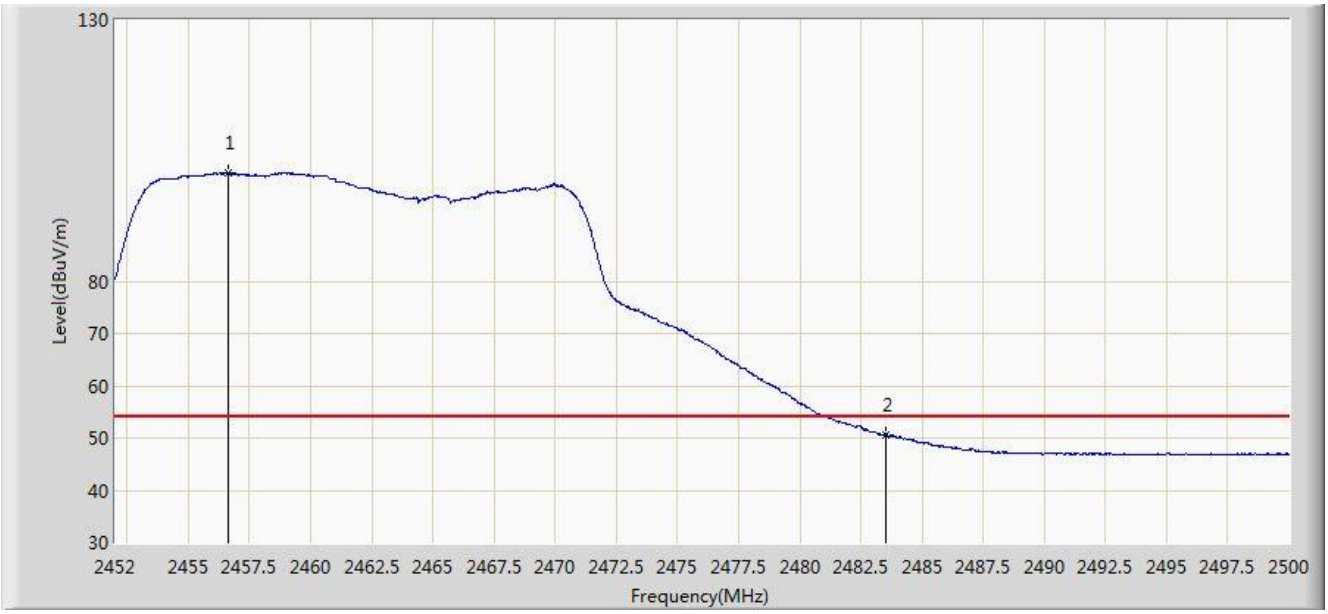

No	Flag	Mark	Frequency (MHz)	Measure Level (dBuV/m)	Reading Level (dBuV)	Over Limit (dB)	Limit (dBuV/m)	Factor (dB)	Type
1		*	2456.608	100.790	68.521	N/A	N/A	32.269	AV
2			2483.500	50.702	18.363	-3.298	54.000	32.340	AV

Note: Measure Level (dBμV/m) = Reading Level (dBμV) + Factor (dB)

Factor (dB) = Cable Loss (dB) + Antenna Factor (dB/m).

Site: AC1	Time: 2018/07/04 - 03:49
Limit: FCC_Part15.209_RE(3m)	Engineer: Cat Hu
Probe: BBHA9120D_1-18GHz	Polarity: Vertical
EUT: VR All-In-One Headset	Power: AC 120V/60Hz
Test Mode: Transmit by 802.11n-HT20 at channel 2462MHz Ant 1 + 2	

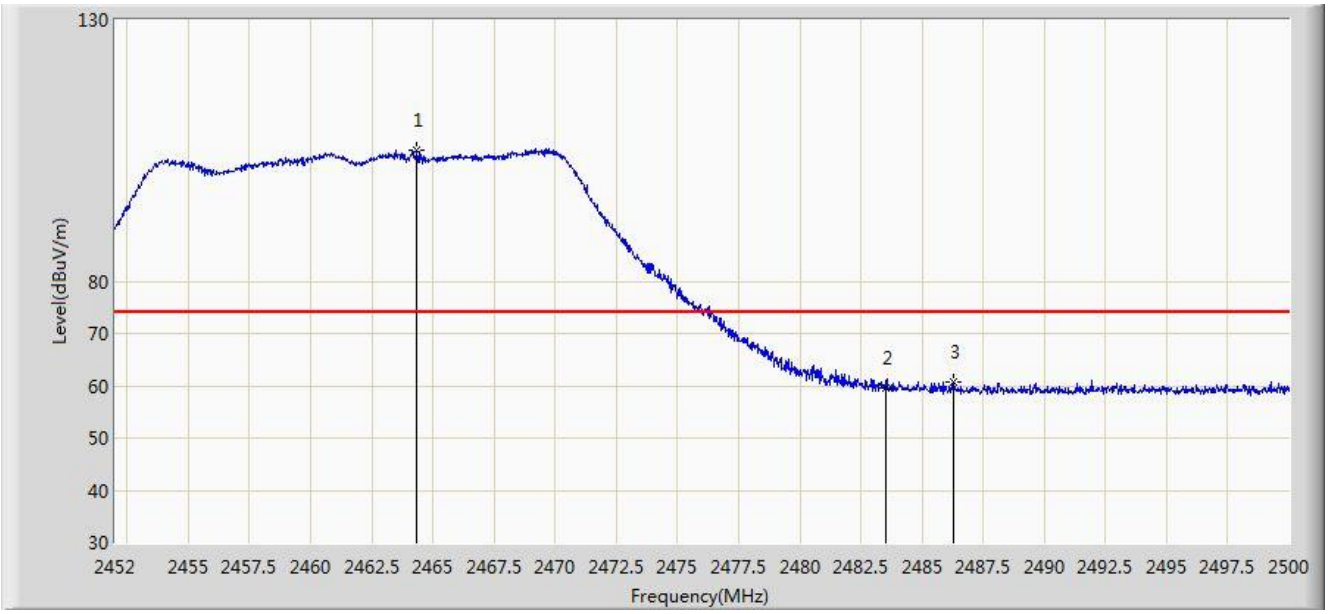

No	Flag	Mark	Frequency (MHz)	Measure Level (dBuV/m)	Reading Level (dBuV)	Over Limit (dB)	Limit (dBuV/m)	Factor (dB)	Type
1		*	2464.336	105.047	72.762	N/A	N/A	32.285	PK
2			2483.500	59.586	27.247	-14.414	74.000	32.340	PK
3			2486.296	60.616	28.266	-13.384	74.000	32.350	PK

Note: Measure Level (dBμV/m) = Reading Level (dBμV) + Factor (dB)

Factor (dB) = Cable Loss (dB) + Antenna Factor (dB/m).

Site: AC1	Time: 2018/07/04 - 03:50
Limit: FCC_Part15.209_RE(3m)	Engineer: Cat Hu
Probe: BBHA9120D_1-18GHz	Polarity: Vertical
EUT: VR All-In-One Headset	Power: AC 120V/60Hz
Test Mode: Transmit by 802.11n-HT20 at channel 2462MHz Ant 1 + 2	

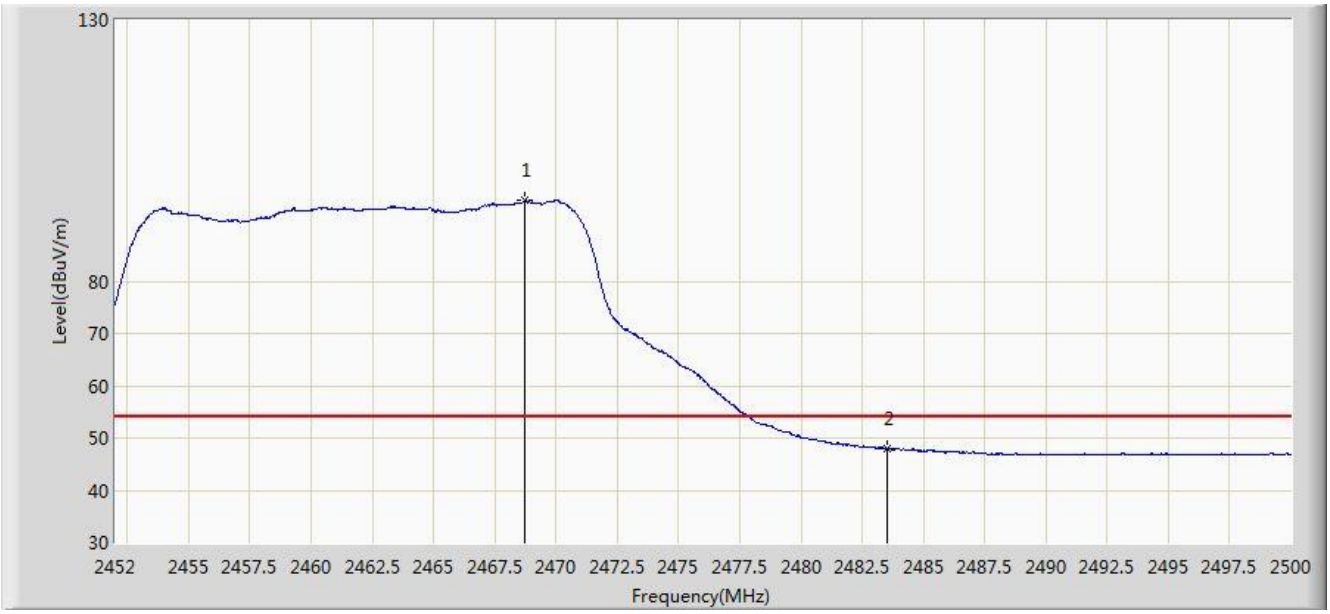

No	Flag	Mark	Frequency (MHz)	Measure Level (dBuV/m)	Reading Level (dBuV)	Over Limit (dB)	Limit (dBuV/m)	Factor (dB)	Type
1		*	2468.728	95.417	63.121	N/A	N/A	32.296	AV
2			2483.500	47.853	15.514	-6.147	54.000	32.340	AV

Note: Measure Level (dBμV/m) = Reading Level (dBμV) + Factor (dB)

Factor (dB) = Cable Loss (dB) + Antenna Factor (dB/m).

Site: AC1	Time: 2018/07/04 - 03:59
Limit: FCC_Part15.209_RE(3m)	Engineer: Cat Hu
Probe: BBHA9120D_1-18GHz	Polarity: Horizontal
EUT: VR All-In-One Headset	Power: AC 120V/60Hz
Test Mode: Transmit by 802.11n-HT40 at channel 2422MHz Ant 1 + 2	

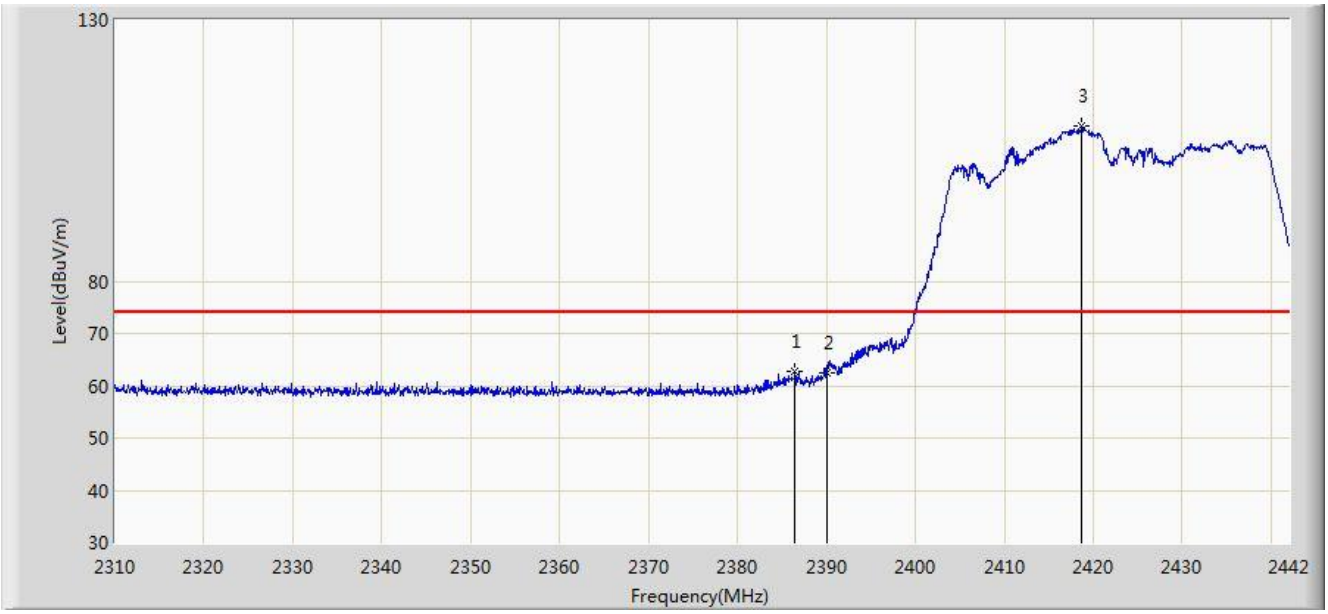

No	Flag	Mark	Frequency (MHz)	Measure Level (dBuV/m)	Reading Level (dBuV)	Over Limit (dB)	Limit (dBuV/m)	Factor (dB)	Type
1			2386.428	62.684	30.352	-11.316	74.000	32.332	PK
2			2390.000	62.511	30.184	-11.489	74.000	32.327	PK
3		*	2418.702	109.603	77.321	N/A	N/A	32.282	PK

Note: Measure Level (dBµV/m) = Reading Level (dBµV) + Factor (dB)

Factor (dB) = Cable Loss (dB) + Antenna Factor (dB/m).

Site: AC1	Time: 2018/07/04 - 03:58
Limit: FCC_Part15.209_RE(3m)	Engineer: Cat Hu
Probe: BBHA9120D_1-18GHz	Polarity: Horizontal
EUT: VR All-In-One Headset	Power: AC 120V/60Hz
Test Mode: Transmit by 802.11n-HT40 at channel 2422MHz Ant 1 + 2	

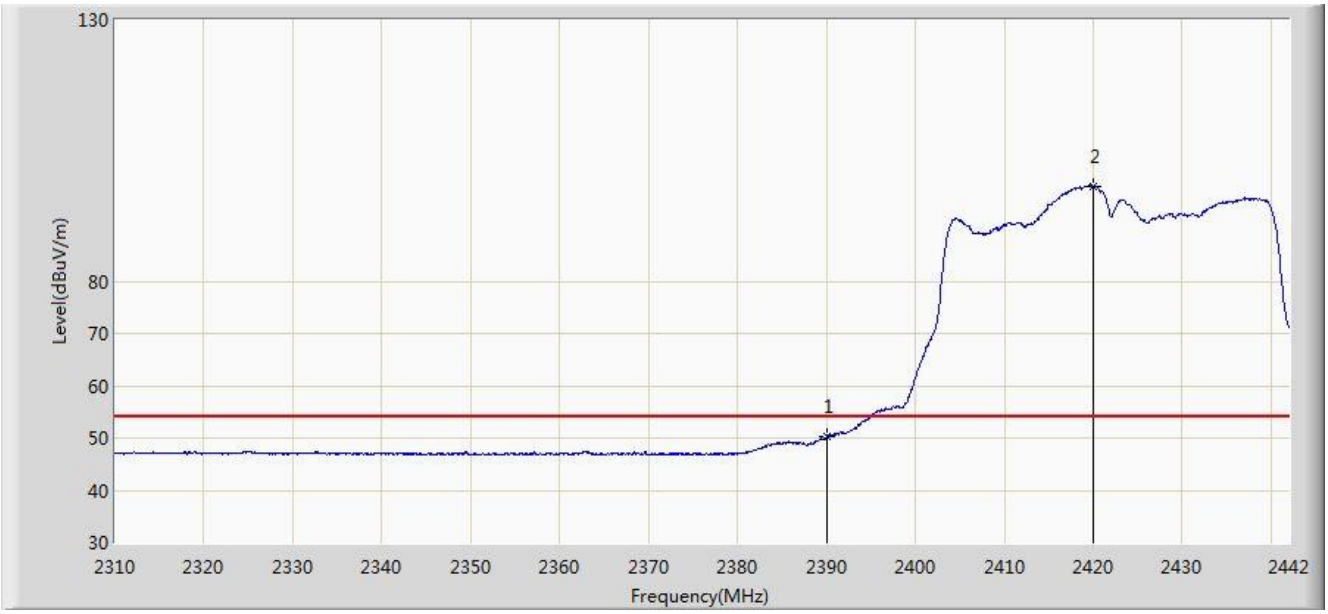

No	Flag	Mark	Frequency (MHz)	Measure Level (dBuV/m)	Reading Level (dBuV)	Over Limit (dB)	Limit (dBuV/m)	Factor (dB)	Type
1			2390.000	50.320	17.993	-3.680	54.000	32.327	AV
2		*	2419.956	98.196	65.915	N/A	N/A	32.281	AV

Note: Measure Level (dBμV/m) = Reading Level (dBμV) + Factor (dB)

Factor (dB) = Cable Loss (dB) + Antenna Factor (dB/m).

Site: AC1	Time: 2018/07/04 - 04:00
Limit: FCC_Part15.209_RE(3m)	Engineer: Cat Hu
Probe: BBHA9120D_1-18GHz	Polarity: Vertical
EUT: VR All-In-One Headset	Power: AC 120V/60Hz
Test Mode: Transmit by 802.11n-HT40 at channel 2422MHz Ant 1 + 2	

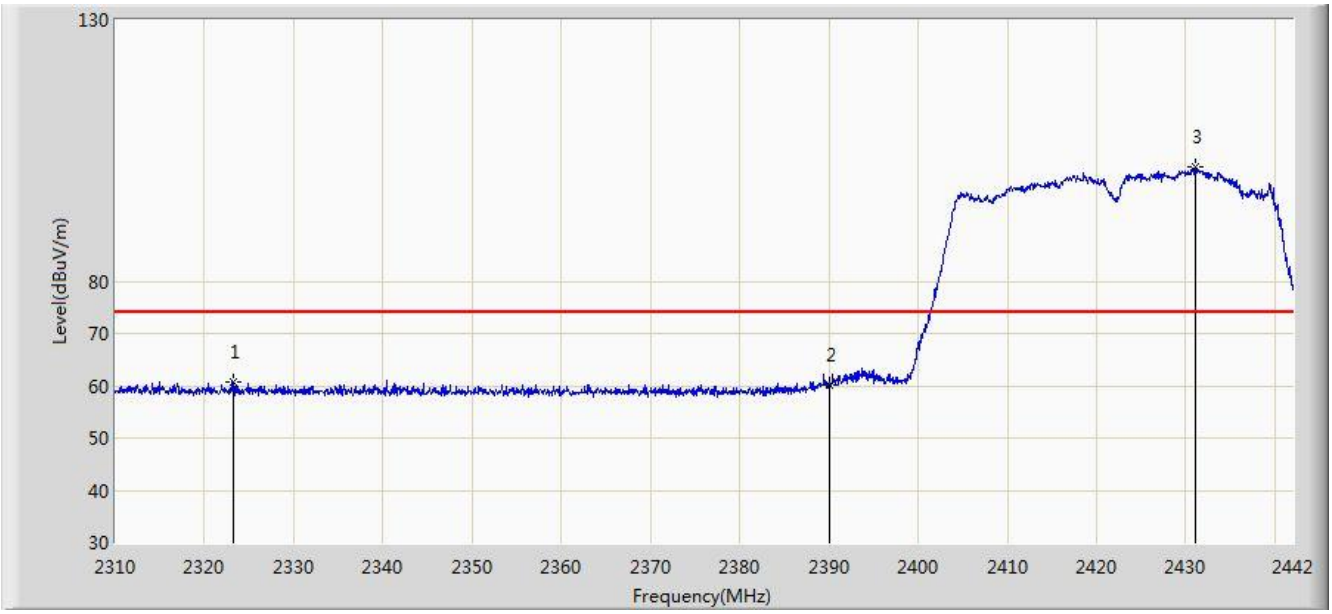

No	Flag	Mark	Frequency (MHz)	Measure Level (dBuV/m)	Reading Level (dBuV)	Over Limit (dB)	Limit (dBuV/m)	Factor (dB)	Type
1			2323.200	60.759	28.255	-13.241	74.000	32.504	PK
2			2390.000	60.276	27.949	-13.724	74.000	32.327	PK
3		*	2431.044	101.899	69.626	N/A	N/A	32.273	PK

Note: Measure Level (dBµV/m) = Reading Level (dBµV) + Factor (dB)

Factor (dB) = Cable Loss (dB) + Antenna Factor (dB/m).

Site: AC1	Time: 2018/07/04 - 04:02
Limit: FCC_Part15.209_RE(3m)	Engineer: Cat Hu
Probe: BBHA9120D_1-18GHz	Polarity: Vertical
EUT: VR All-In-One Headset	Power: AC 120V/60Hz
Test Mode: Transmit by 802.11n-HT40 at channel 2422MHz Ant 1 + 2	

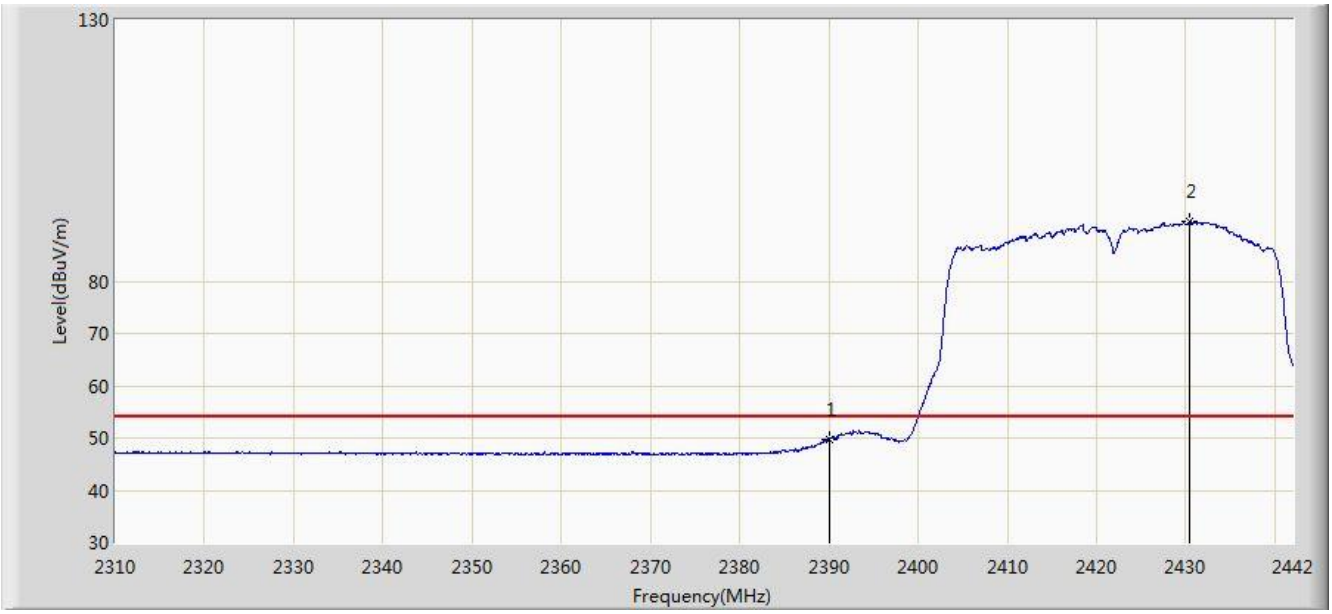

No	Flag	Mark	Frequency (MHz)	Measure Level (dBuV/m)	Reading Level (dBuV)	Over Limit (dB)	Limit (dBuV/m)	Factor (dB)	Type
1			2390.000	49.827	17.500	-4.173	54.000	32.327	AV
2		*	2430.450	91.517	59.243	N/A	N/A	32.274	AV

Note: Measure Level (dBμV/m) = Reading Level (dBμV) + Factor (dB)

Factor (dB) = Cable Loss (dB) + Antenna Factor (dB/m).

Site: AC1	Time: 2018/07/05 - 00:52
Limit: FCC_Part15.209_RE(3m)	Engineer: Cat Hu
Probe: BBHA9120D_1-18GHz	Polarity: Horizontal
EUT: VR All-In-One Headset	Power: AC 120V/60Hz
Test Mode: Transmit by 802.11n-HT40 at channel 2452MHz Ant 1 + 2	

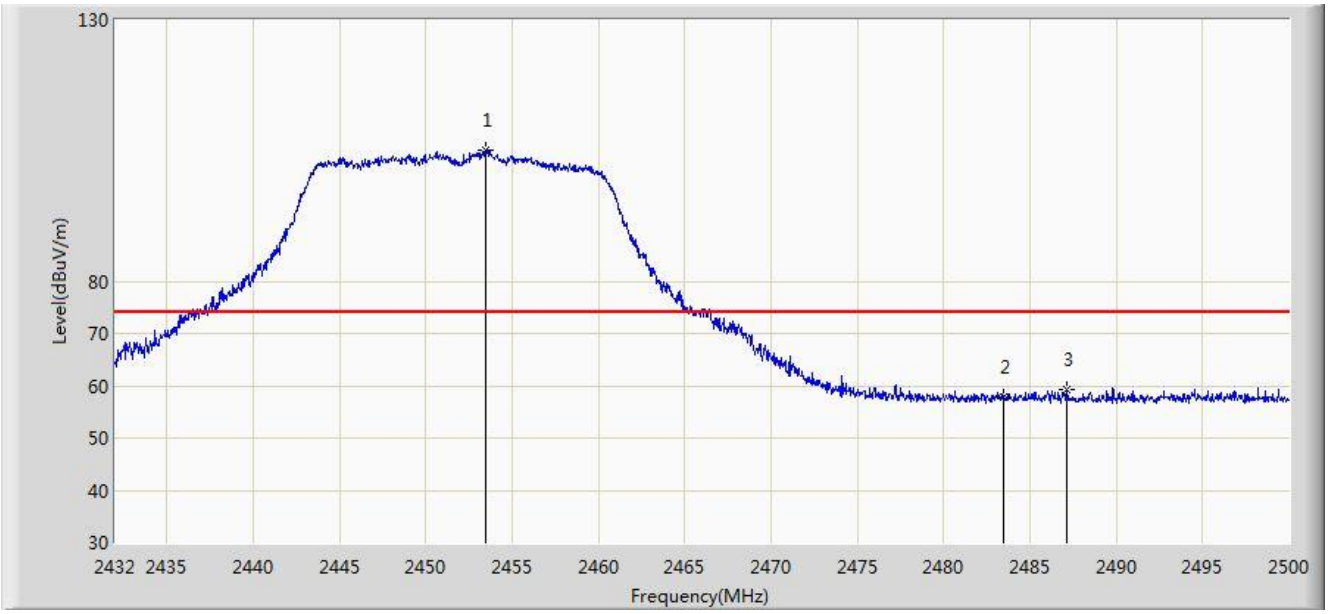

No	Flag	Mark	Frequency (MHz)	Measure Level (dBuV/m)	Reading Level (dBuV)	Over Limit (dB)	Limit (dBuV/m)	Factor (dB)	Type
1		*	2453.485	105.018	72.755	N/A	N/A	32.263	PK
2			2483.500	57.870	25.531	-16.130	74.000	32.340	PK
3			2487.155	59.151	26.798	-14.849	74.000	32.353	PK

Note: Measure Level (dBμV/m) = Reading Level (dBμV) + Factor (dB)

Factor (dB) = Cable Loss (dB) + Antenna Factor (dB/m).

Site: AC1	Time: 2018/07/05 - 01:14
Limit: FCC_Part15.209_RE(3m)	Engineer: Cat Hu
Probe: BBHA9120D_1-18GHz	Polarity: Horizontal
EUT: VR All-In-One Headset	Power: AC 120V/60Hz
Test Mode: Transmit by 802.11n-HT40 at channel 2452MHz Ant 1 + 2	

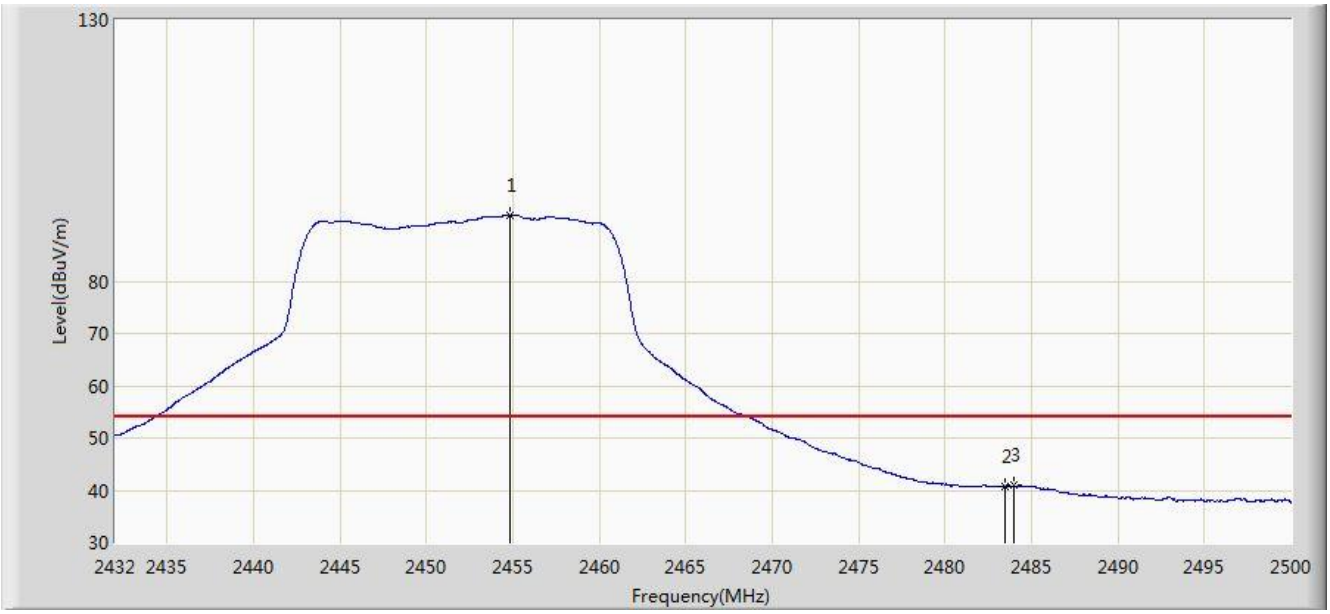

No	Flag	Mark	Frequency (MHz)	Measure Level (dBuV/m)	Reading Level (dBuV)	Over Limit (dB)	Limit (dBuV/m)	Factor (dB)	Type
1		*	2454.814	92.594	60.328	N/A	N/A	32.266	AV
2			2483.500	40.818	8.479	-13.182	54.000	32.340	AV
3			2483.986	40.944	8.603	-13.056	54.000	32.341	AV

Note: Measure Level (dBμV/m) = Reading Level (dBμV) + Factor (dB)

Factor (dB) = Cable Loss (dB) + Antenna Factor (dB/m).

Site: AC1	Time: 2018/07/05 - 01:16
Limit: FCC_Part15.209_RE(3m)	Engineer: Cat Hu
Probe: BBHA9120D_1-18GHz	Polarity: Vertical
EUT: VR All-In-One Headset	Power: AC 120V/60Hz
Test Mode: Transmit by 802.11n-HT40 at channel 2452MHz Ant 1 + 2	

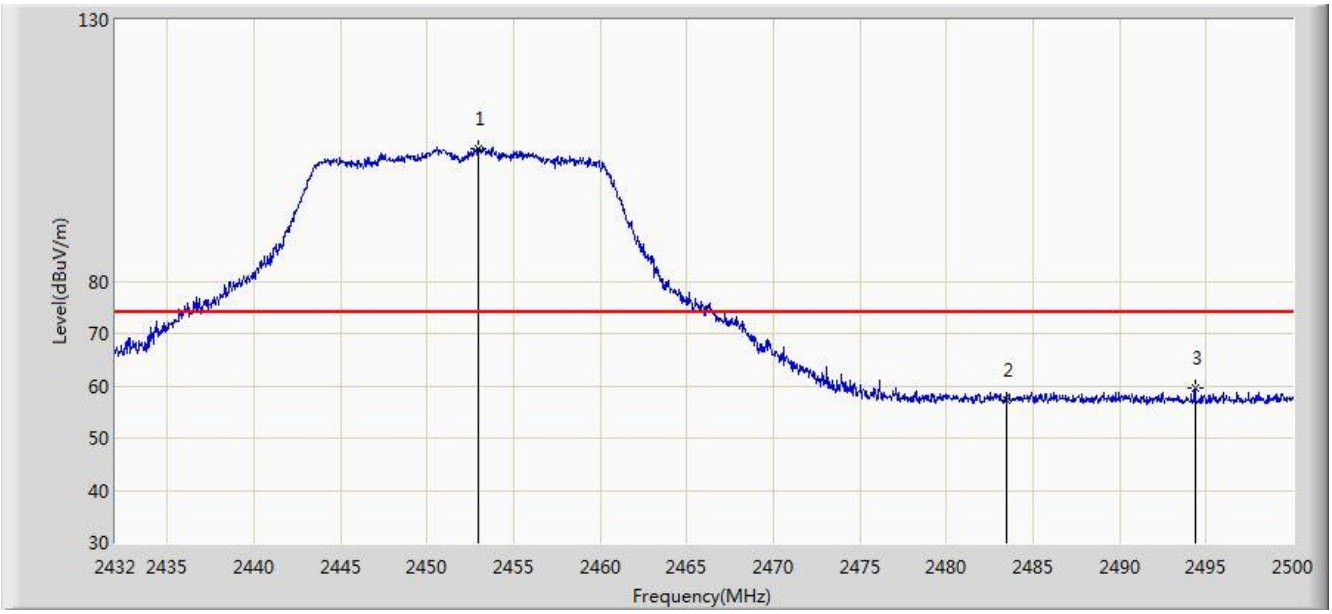

No	Flag	Mark	Frequency (MHz)	Measure Level (dBuV/m)	Reading Level (dBuV)	Over Limit (dB)	Limit (dBuV/m)	Factor (dB)	Type
1		*	2452.944	105.334	73.072	N/A	N/A	32.262	PK
2			2483.500	57.238	24.899	-16.762	74.000	32.340	PK
3			2494.356	59.480	27.098	-14.520	74.000	32.382	PK

Note: Measure Level (dBμV/m) = Reading Level (dBμV) + Factor (dB)

Factor (dB) = Cable Loss (dB) + Antenna Factor (dB/m).

Site: AC1	Time: 2018/07/05 - 01:18
Limit: FCC_Part15.209_RE(3m)	Engineer: Cat Hu
Probe: BBHA9120D_1-18GHz	Polarity: Vertical
EUT: VR All-In-One Headset	Power: AC 120V/60Hz
Test Mode: Transmit by 802.11n-HT40 at channel 2452MHz Ant 1 + 2	

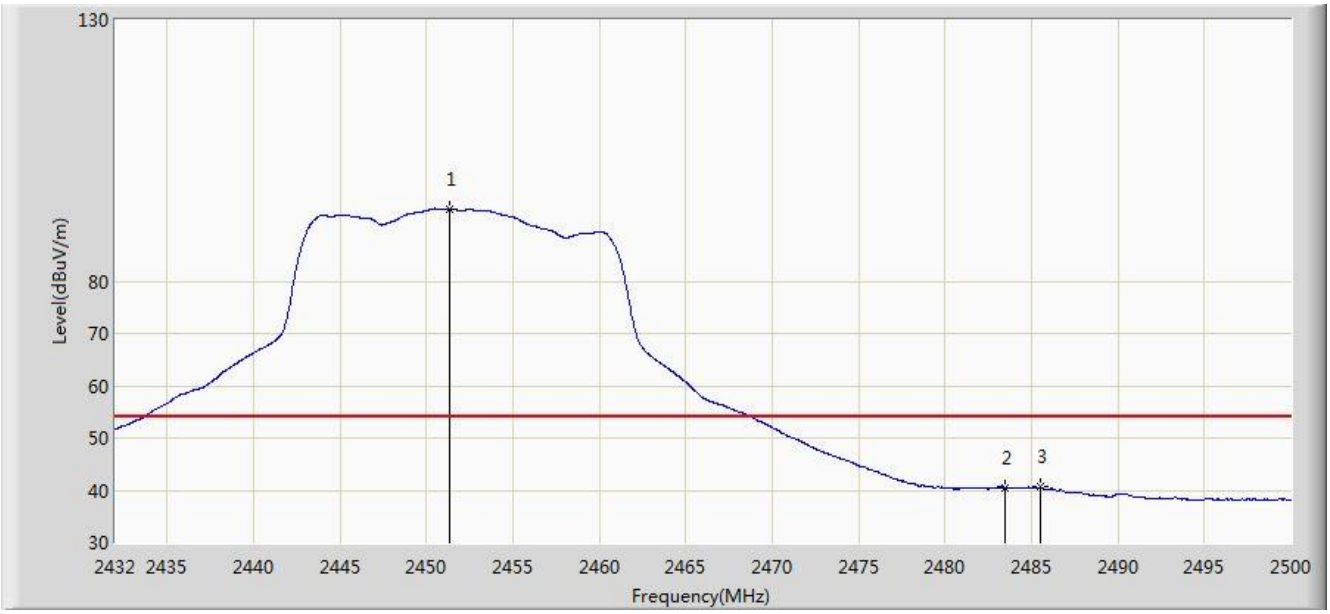

No	Flag	Mark	Frequency (MHz)	Measure Level (dBuV/m)	Reading Level (dBuV)	Over Limit (dB)	Limit (dBuV/m)	Factor (dB)	Type
1		*	2451.380	93.842	61.583	N/A	N/A	32.259	AV
2			2483.500	40.422	8.083	-13.578	54.000	32.340	AV
3			2485.482	40.590	8.243	-13.410	54.000	32.347	AV

Note: Measure Level (dBμV/m) = Reading Level (dBμV) + Factor (dB)

Factor (dB) = Cable Loss (dB) + Antenna Factor (dB/m).

7.8. AC Conducted Emissions Measurement

7.8.1.Test Limit

FCC Part 15 Subpart C Paragraph 15.207 Limits		
Frequency (MHz)	QP (dBuV)	AV (dBuV)
0.15 - 0.50	66 - 56	56 - 46
0.50 - 5.0	56	46
5.0 - 30	60	50

Note 1: The lower limit shall apply at the transition frequencies.

Note 2: The limit decreases linearly with the logarithm of the frequency in the range 0.15MHz to 0.5MHz.

7.8.2.Test Setup

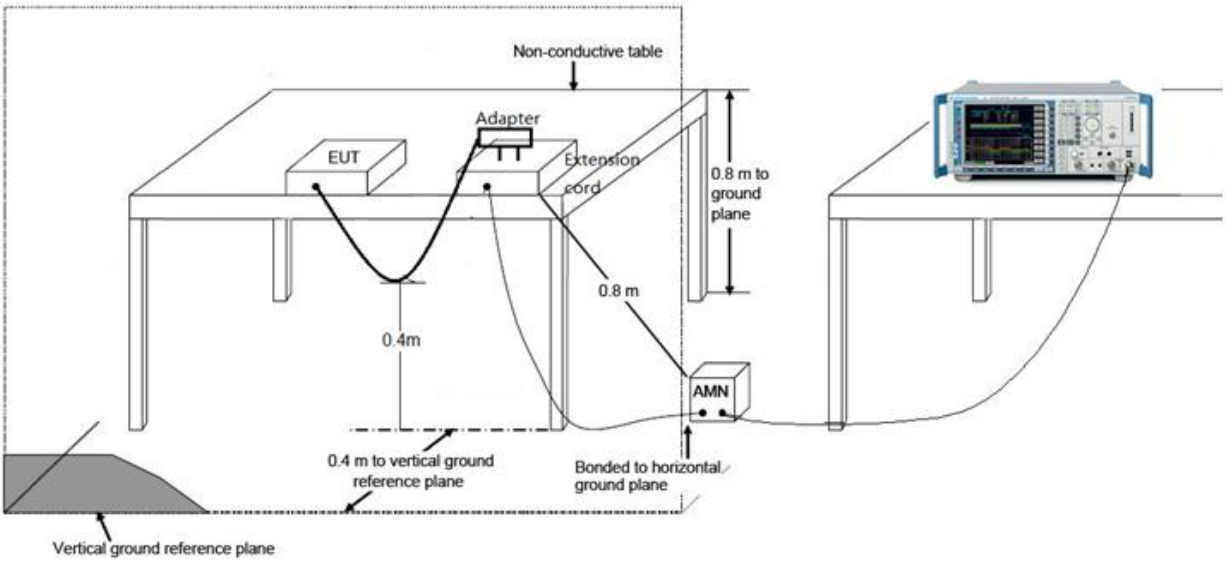

7.8.3.Test Result

Site: SR2	Time: 2018/07/23 - 09:43
Limit: FCC_Part15.207_CE_AC Power	Engineer: Bacon Dong
Probe: ENV216_101683_Filter On	Polarity: Line
EUT: VR All-In-One Headset	Power: AC 120V/60Hz
Worst Case Mode: Transmit at Channel 2412MHz by 802.11b	

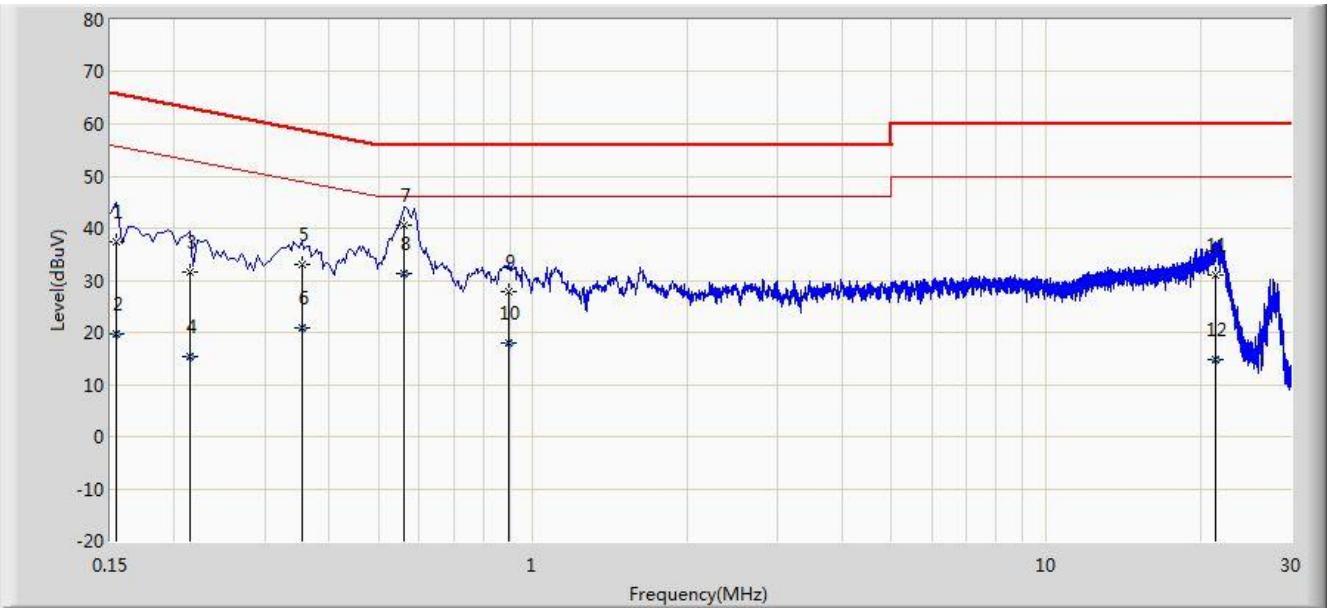

No	Flag	Mark	Frequency (MHz)	Measure Level (dBuV)	Reading Level (dBuV)	Over Limit (dB)	Limit (dBuV)	Factor (dB)	Type
1			0.154	37.301	26.562	-28.480	65.781	10.740	QP
2			0.154	19.702	8.962	-36.080	55.781	10.740	AV
3			0.214	31.574	21.617	-31.474	63.049	9.957	QP
4			0.214	15.374	5.417	-37.675	53.049	9.957	AV
5			0.354	32.905	22.857	-25.963	58.868	10.048	QP
6			0.354	20.842	10.794	-28.027	48.868	10.048	AV
7			0.562	40.671	30.536	-15.329	56.000	10.135	QP
8		*	0.562	31.288	21.153	-14.712	46.000	10.135	AV
9			0.894	27.792	17.829	-28.208	56.000	9.963	QP
10			0.894	17.949	7.986	-28.051	46.000	9.963	AV
11			21.470	31.012	20.850	-28.988	60.000	10.162	QP
12			21.470	14.695	4.533	-35.305	50.000	10.162	AV

Note: Measure Level (dBμV) = Reading Level (dBμV) + Factor (dB)

Factor (dB) = Cable Loss (dB) + LISN Factor (dB)

Site: SR2	Time: 2018/07/23 - 09:44
Limit: FCC_Part15.207_CE_AC Power	Engineer: Bacon Dong
Probe: ENV216_101683_Filter On	Polarity: Neutral
EUT: VR All-In-One Headset	Power: AC 120V/60Hz
Worst Case Mode: Transmit at Channel 2412MHz by 802.11b	

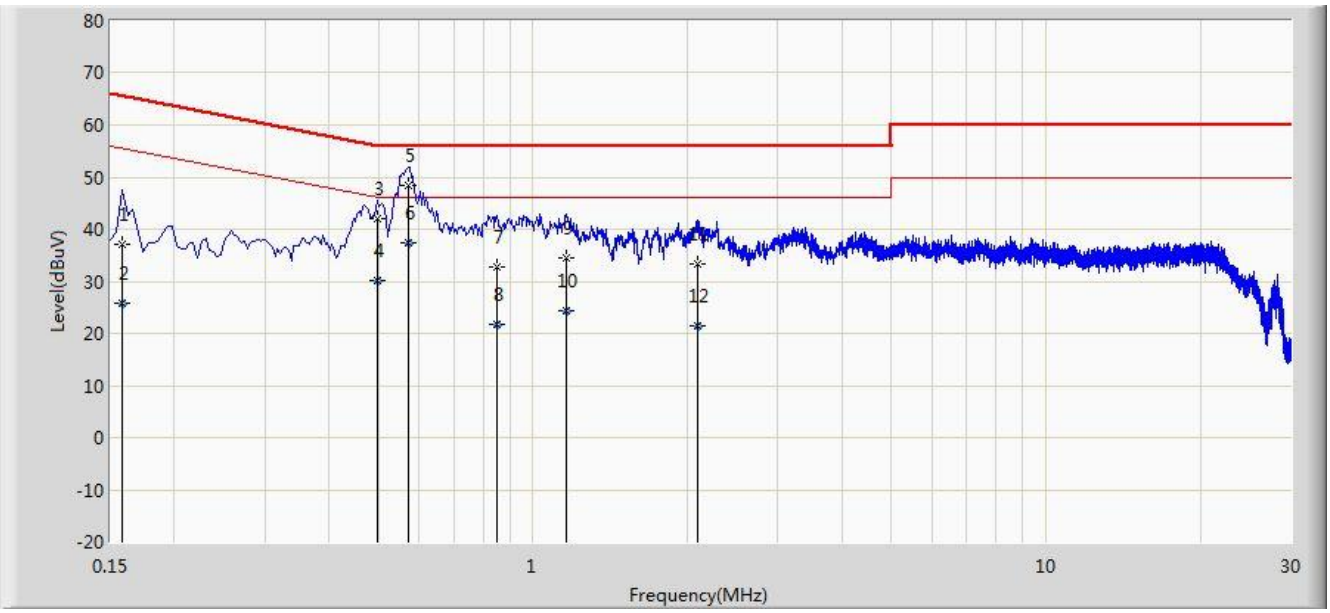

No	Flag	Mark	Frequency (MHz)	Measure Level (dBuV)	Reading Level (dBuV)	Over Limit (dB)	Limit (dBuV)	Factor (dB)	Type
1			0.158	37.104	26.814	-28.465	65.568	10.290	QP
2			0.158	25.702	15.412	-29.867	55.568	10.290	AV
3			0.498	41.957	31.779	-14.076	56.033	10.178	QP
4			0.498	30.144	19.966	-15.890	46.033	10.178	AV
5		*	0.570	48.521	38.374	-7.479	56.000	10.148	QP
6			0.570	37.394	27.246	-8.606	46.000	10.148	AV
7			0.850	32.648	22.656	-23.352	56.000	9.992	QP
8			0.850	21.757	11.765	-24.243	46.000	9.992	AV
9			1.158	34.394	24.491	-21.606	56.000	9.904	QP
10			1.158	24.300	14.397	-21.700	46.000	9.904	AV
11			2.098	33.267	23.396	-22.733	56.000	9.871	QP
12			2.098	21.444	11.573	-24.556	46.000	9.871	AV

Note: Measure Level (dBμV) = Reading Level (dBμV) + Factor (dB)

Factor (dB) = Cable Loss (dB) + LISN Factor (dB)

8. CONCLUSION

The data collected relate only the item(s) tested and show that the device is in compliance with Part 15C of the FCC Rules.

The End